

# **FAMILY PLANNING MONTHLY LOGISTICS REPORT**

**February 2015**



**Management Information System (MIS)  
Directorate General of Family Planning (DGFP)**

6, Kawran Bazar, Dhaka1215

Email: [dirmisfp@gmail.com](mailto:dirmisfp@gmail.com), [dirlsdgfp@gmail.com](mailto:dirlsdgfp@gmail.com)  
[www.dgfpmis.org](http://www.dgfpmis.org), [www.dgfplmis.org](http://www.dgfplmis.org)

**Government of the People's Republic of Bangladesh**  
**Directorate General of Family Planning**  
**Management Information System (MIS)**  
**6, Kawran Bazar, Dhaka- 1215**  
**www.dgfpbd.org**

Memo No. - DGFP/MIS/97/323(part-5)/2008/50/218

Date: 12 April, 2015.

Sub: **Family Planning Monthly Logistics Report for the Month of February 2015.**

Family Planning Monthly Logistics Report for the Month of February 2015 is sent herewith for your kind information & necessary action. This report is prepared on the basis of Form-7 submitted by Warehouses and Form-7B submitted by Upazila Family Planning Offices by using WIMS & UIMS operational tools. It provides useful information on monthly distribution and stock balance of all the major contraceptives & DDS Kits of Warehouse/Upazila Stores. A summary of important events happened during reporting month included in this report. For more information you are requested to visit at [www.dgfplmis.org](http://www.dgfplmis.org) web site.

Comments and suggestions for improvement of this report will be highly appreciated.

  
(Md. Abdul Mannan Ilias)  
Director (MIS)  
and  
Line Director MIS-FP  
Phone: 9146262  
Mail: dirmisfp@gmail.com


Memo No. - DGFP/MIS/97/323(part-5)/2008/50/218/1(100)

Date: 12 April, 2015.

**Copy of the report forwarded to:**

1. Secretary, Ministry of Health & Family Welfare, Bangladesh Secretariat, Dhaka.
2. Additional Secretary, Ministry of Health & Family Welfare, Bangladesh Secretariat, Dhaka.
3. Joint Secretary (WHO)/ (Coordination), Ministry of Health & Family Welfare, Bangladesh Secretariat, Dhaka.
4. Joint Chief (Planning), Ministry of Health & Family Welfare, Bangladesh Secretariat (Clinic Building), Dhaka.
5. Joint Chief (Population & Planning wing), Planning commission, Sher-e-Bangla Nagar, Dhaka.
6. Joint Chief (Planning), Program Management and Monitoring Unit (PMMU), Azimpur, Dhaka-1205.
7. P.S. to the Honorable Minister, Ministry of Health and Family Welfare, Bangladesh Secretariat, Dhaka, for kind information of the Honorable Minister.
8. P.S. to the Honorable State Minister, Ministry of Health and Family Welfare, Bangladesh Secretariat, Dhaka, for kind information of the Honorable State Minister.
9. Director Administration, Directorate General of Family Planning, 6 Kawran Bazar, Dhaka 1215.
10. Director Logistics & Supply and Line Director (Procurement, Storage & Supply Management), Directorate General of Family Planning, 6 Kawran Bazar, Dhaka 1215.






11. Director Finance & Line Director (Family Planning Field Service Delivery Program), Directorate General of Family Planning, 6 Kawran Bazar, Dhaka 1215.
12. Director (IEM) & Line Director (Information, Education and Communication), Directorate General of Family Planning, 6 Kawran Bazar, Dhaka 1215.
13. Director Planning & Line Director (Program Monitoring and Evaluation), Directorate General of Family Planning, 6 Kawran Bazar, Dhaka 1215.
14. Line Director (Maternal, Child, Reproductive and Adolescent Health), Directorate General of Family Planning, 6 Kawran Bazar, Dhaka 1215.
15. Line Director (Clinical Contraception Services Delivery), Directorate General of Family Planning, 6 Kawran Bazar, Dhaka 1215.
16. Divisional Director, Family Planning, Dhaka / Chittagong / Rajshahi / Khulna / Sylhet / Barisal/ Rangpur Division.
17. Deputy Chief (FW)/ (Health), Ministry of Health & Family Welfare, Bangladesh Secretariat, Dhaka.
18. Additional Director (Drugs and Stores), Directorate General of Family Planning, Central Warehouse, Mohakhali, Dhaka.
19. Deputy Director, Family Planning, ----- District (Your are requested to take appropriate measures to ensure timely submission of Form 7B report from upazilas and send these to MIS Unit within 9<sup>th</sup> working day of the next month).
20. Supply Officer, Family Planning, ----- CWH/RWHs.
21. Country Director, SPS/MSH, House No.-28, Flat-W2, Road No.-63, Gulshan-2, Dhaka-1212.
22. Country Director, The World Bank, E-32, Agargaon, Sher-e-Banala Nagar, Dhaka-1207.
23. Team Leader, Population & Health Team, USAID, Madani Avenue, Baridhara, Dhaka.
24. Country Representative, UNFPA, IDB Bhaban, Agargaon, Sher-E-Bangla Nagar, Dhaka.
25. Managing Director, SMC, SMC Tower, 33 Banani C/A, Dhaka-1213.
26. Documentation Center, IEM Unit, Directorate General of Family Planning, 6 Kawran Bazar, Dhaka.
27. PA to Director General, Directorate General of Family Planning, 6, Kawran Bazar, Dhaka 1215.
28. Office copy, MIS, DGFP, 6 Kawran Bazar, Dhaka -1215.

  
(Shalina Akther)  
Deputy Director (MIS)

## **Table Of Contents**

	<b>Page</b>
1. DGFP Stock Status Report	1-2
2. National Receipts Quantity by Product by Month	3
3. National Level Contraceptive Summary Report	4
4. Stock Status Report at Different Levels	5
5. Contraceptive Stock Status by Product at Upazila Store and Field	6-10
6. Contraceptive Stock Status by Product at Regional Warehouses/Upazila	11-31
7. Month-wise Consumption Trend	32-34
8. Report on Upazila and Warehouse Having Stock Out in last month	35

# 1. DGFP Stock Status Report

		 <b>DGFP STOCK STATUS REPORT**</b> February 2015 (Updated 09 March 2015)																										 গণিতার পরিকল্পনা অধিদপ্তর					
Year		2015												2016												2017							
Month		3	4	5	6	7	8	9	10	11	12	1	2	3	4	5	6	7	8	9	10	11	12	1	2	3	4	5	6				
Min.-Max.		Min												Max																			
Product																																	
<b>Condom</b>		CS (170.7m) - 13 months												2014-15 - 150m : 12 months																			
*AMC = 12.26m		2013-14 GoB (Revenue) 150m: Received in full as of 28 February 2015 2014-15 GoB (Revenue) 150m: Contract signed on 09 March 2015																															
<b>Pill</b>		CS (158.9m) - 18 months												2014-15 - 78m : 9 months																			
*AMC = 8.86m		2013-14 (Pool fund) 50m: Received in full as of 28 February 2015 2014-15 (Pool fund) 60m (ICB): 2nd TEC held on 05 February 2015; 18m (NCB): Purchase Summary sent to Ministry on 05 February 2015																															
<b>IUD</b>		CS (0.529m) - 22 months												2013-14 - 0.4m : 16 months																			
*AMC = 20,189		2013-14 (Pool fund) 0.4m: Contract signed on 05 March 2014; awaiting receipts																															
<b>Injectables</b>		CS (14.8m) - 13 months												2014-15 - 16.5m : 14 months																			
*AMC = 1.15m		2014-15 (Pool fund) 14m(ICB): Purchase Summary sent to Ministry on 09 February 2015 2014-15 (GoB Dev) 2.5m(NCB): TEC held on 23 February 2015																															
<b>Implant</b>		CS (0.685m) - 23 months												204-15 :(0.05m) - 16 months																			
*AMC = 25,634		2014-15 (Pool Fund) 0.05m: DBD sent to WB on 24 February 2015 for NOC																								<b>Legend:</b>  Current Stock of contraceptives  To be received  2014-15 - planned							
<b>DDS Kit</b>		CS (0.052m) - 8 months								2014-15 - 0.070m : 11 months																							
*AMC = 5,885		2014-15 (Pool Fund) 0.070m: TEC held on 08 March 2015																															
		AMC = Average Monthly Consumption BER = Bid Evaluation Report CS = Current Stock NOA = Notification of Award NOC = No Objection Certificate TEC = Technical Evaluation Committee																															
		*AMC is calculated based on past 12-months consumption **This report is generated using the "Pipeline Software" which considers "Projected Consumption"																															
		Data Sources: DGFP/L&S unit, DGFP LMIS web site - <a href="http://www.dgplmis.org">http://www.dgplmis.org</a> , Central Warehouse WIMS data and Approved DGFP Procurement Plan																															



## **DGFP STOCK STATUS REPORT (For the Month of February 2015)**

*Updated 09 March 2015*

**CONDOM** - Current national stock 170.7 m and this stock can be used up to March 2016.

- FY 2013-14 GoB (Revenue) 150m pieces :Received in full as of 28 February 2015
- FY 2014-15 GoB (Revenue) 150m pieces : Contract signed on 09 March 2015

**PILL** - Current national stock of pill is 158.9m cycles which will go up to August 2016.

- 2013-14 (Pool fund) 50m cycles: Received in full as of 28 February 2015
- 2014-15 (Pool fund):60m cycles (ICB): 2<sup>nd</sup> TEC held on 05 February 2015 & 18 m cycles (NCB): Purchase Summary sent to Ministry on 05 February 2015.

**IUD** - Current national stock is 0.529m pcs and this stock can be used up to December 2016.

- FY 2013-14 (Pool fund) -0.4m pcs- Contract signed on 05 March 2014; awaiting receipts.

**INJECTABLES** - Current stock of 14.8m vials can be used up to March 2016.

- 2014-15 (Pool fund) 14m vials (ICB): Purchase Summary sent to Ministry on 09 February 2015.
- 2014-15 (GoB Dev) 2.5m vials (NCB): TEC held on 23 February 2015.

**IMPLANT** - Current stock is 0.685m sets and this can be used up to January 2017.

- 2014-15 (Pool Fund) 0.05m: DBD sent to WB on 24 February 2015 for NOC.

**DDS KITS** - Current national stock is 0.052m boxes which can be used up to October 2015.

- 2014-15 (Pool fund) 0.070m boxes: TEC held on 08 March 2015.

You can also download the previous reports from <http://dgfplmis.org/>

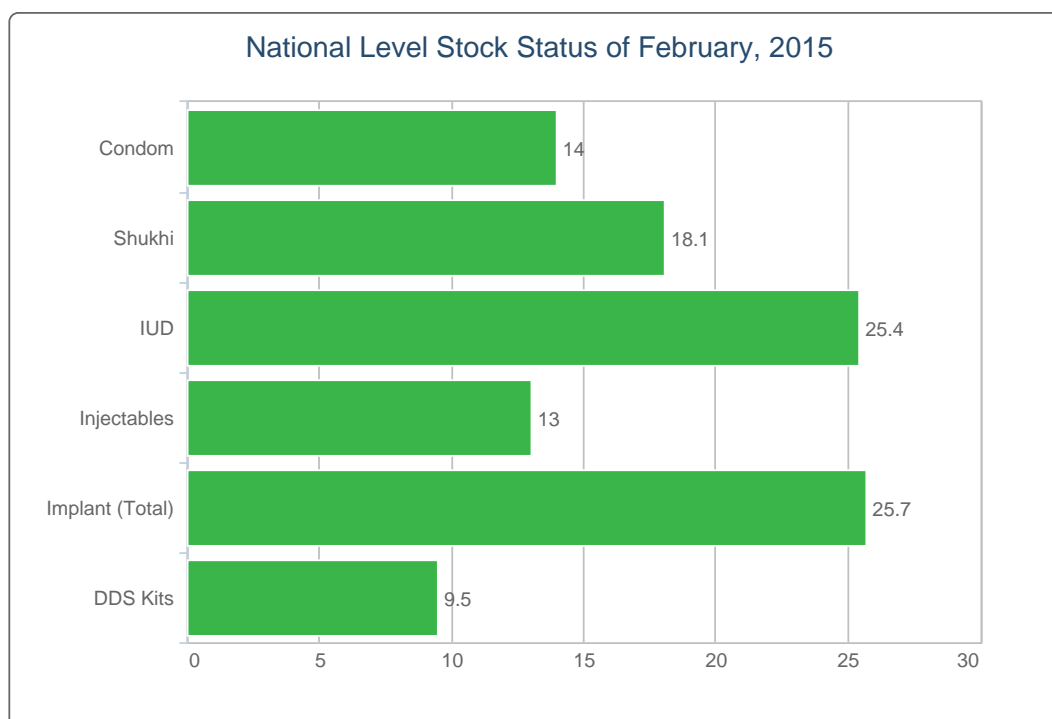
## 2. National Receipts Quantity by Product by Month

### Contraceptive Received Report

Month: February, 2015

Item	Supplier	Receiver	Date Receipts	Qty	Remarks
<i>No National Receive This Month</i>					

### 3. National Level Contraceptive Summary Report



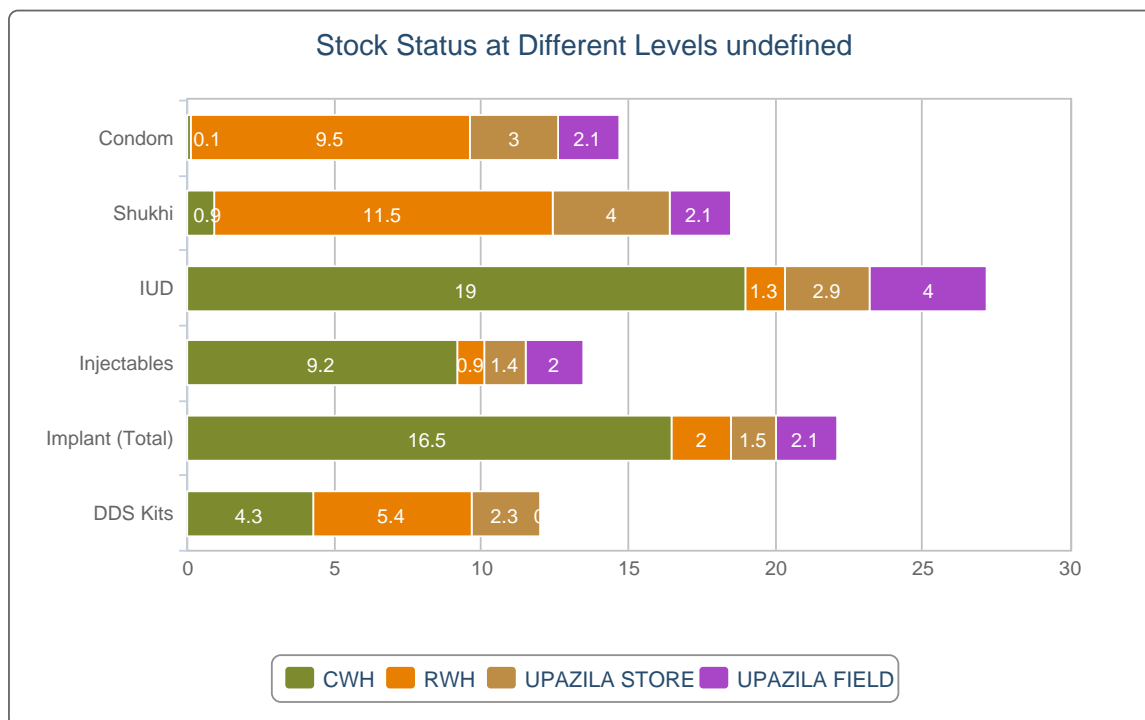
■ MOS less than 4.0     
 ■ MOS 4.0 - 7.9     
 ■ MOS 8.0 and above     
 MOS = Month of Stock

#### National Level Stock Status of February, 2015

SL	Name of Products	Reported Consumption	Reported Closing Balance	Average Monthly Consumption	MOS
1	Condom	110,519,816	1,483,786,706	12,231,075	121.3
2	Shukhi	114,414,689	1,551,293,985	8,795,426	176.4
3	IUD	258,517	4,749,895	21,077	225.4
4	Injectables	13,405,108	190,571,723	1,148,402	165.9
5	Implant (Total)	194,897	3,788,453	26,605	142.4
6	DDS Kits	61,042	566,498	5,684	99.7



#### 4. Stock Status Report at Different Levels

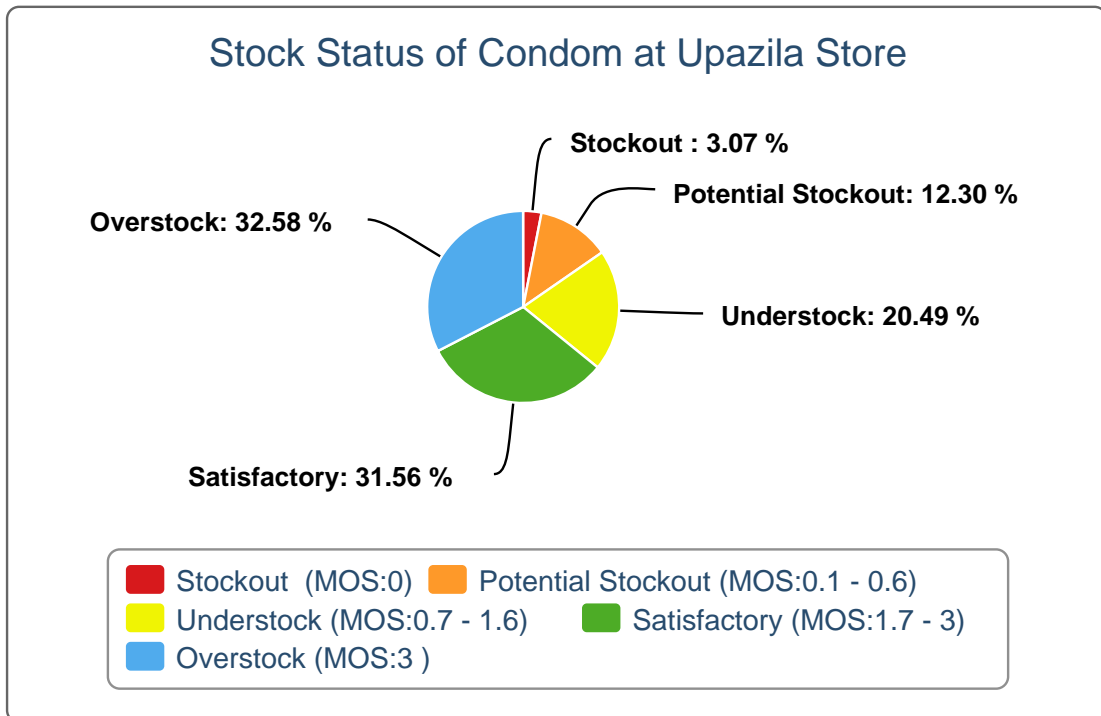


#### Stock Status at Different Levels February, 2015

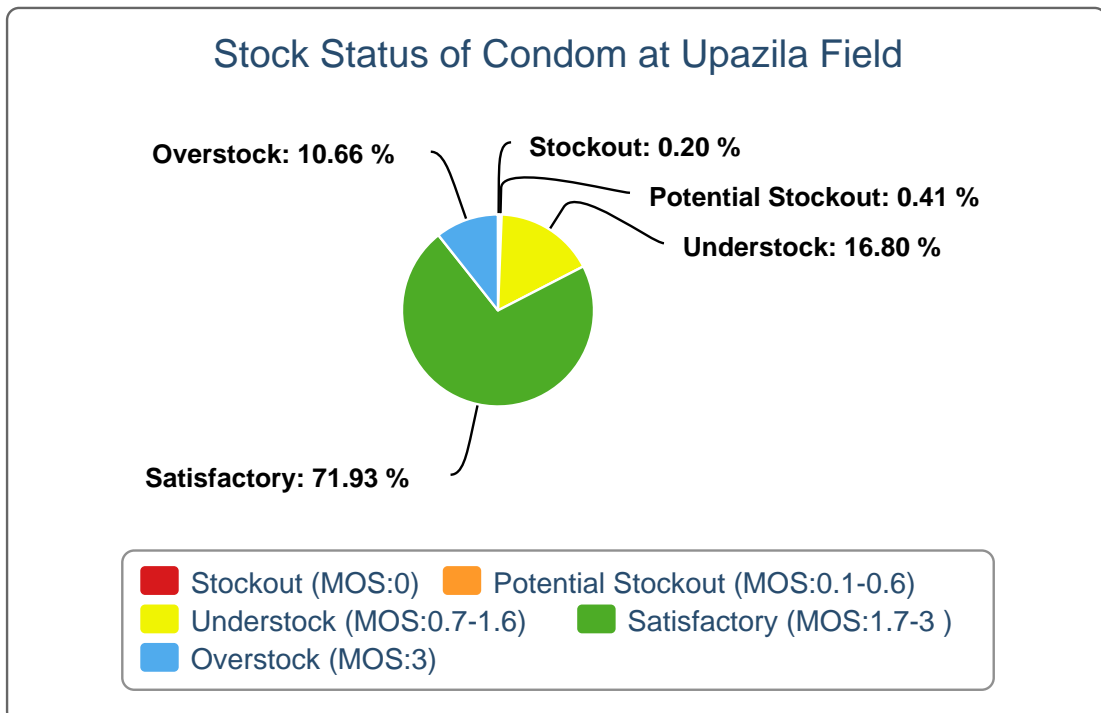
Products	Avg. Consump. of Last 6 Months	CWH Level	MOS	RWH Level	MOS	Upazila Level	MOS	Field Level	MOS	National Level	MOS
Condom	12,231,075	1,653,000	0.1	110,108,720	9	35,217,974	2.9	24,746,301	2	171,725,995	14
Shukhi	8,795,426	7,298,720	0.8	98,948,002	11.2	34,221,676	3.9	18,444,152	2.1	158,912,550	18.1
IUD	21,077	372,450	17.7	25,820	1.2	56,929	2.7	79,139	3.8	534,338	25.4
Injectables	1,148,402	10,172,300	8.9	1,043,600	0.9	1,542,724	1.3	2,149,257	1.9	14,907,881	13
Implant (Total)	26,605	509,270	19.1	62,820	2.4	46,429	1.7	65,486	2.5	684,005	25.7
DDS Kits	5,684	19,290	3.4	24,243	4.3	10,485	1.8			53,966	9.5

## 5. Contraceptive Stock Status by Product at Upazila Store and Field

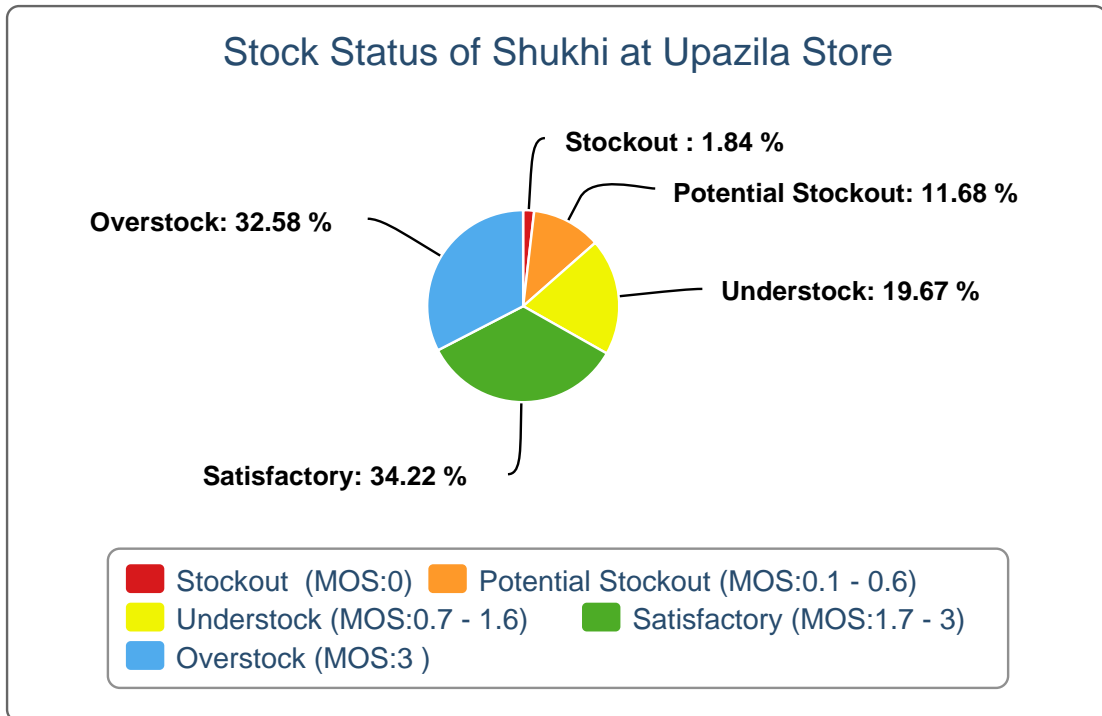
5(a).



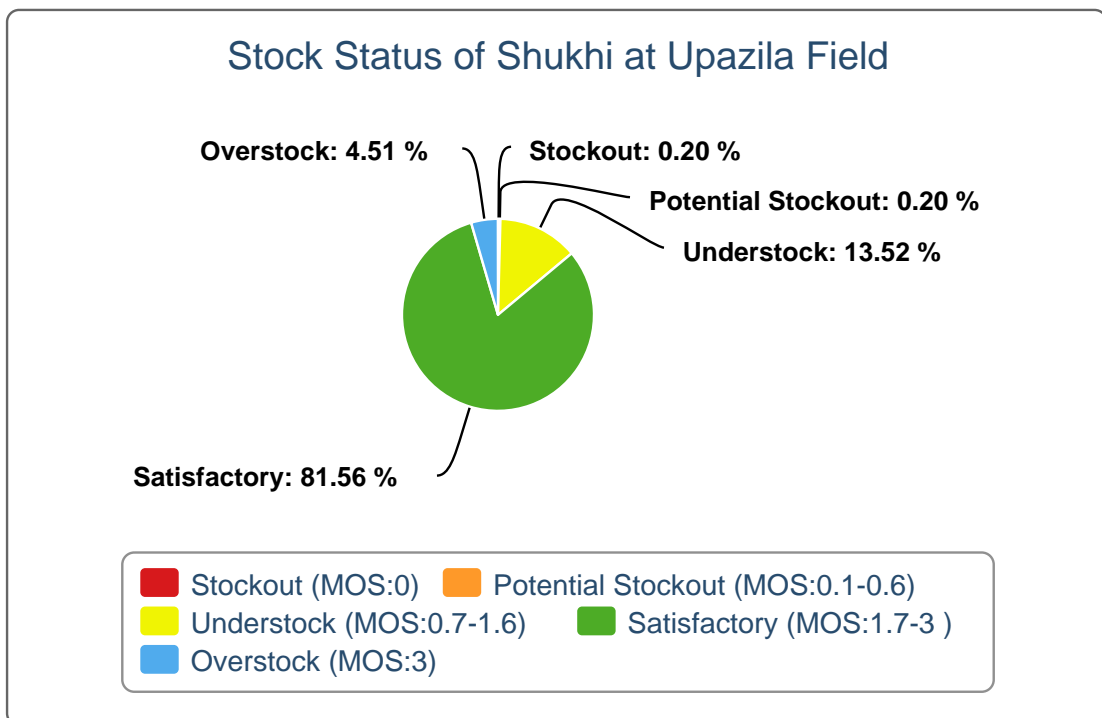
5(b).



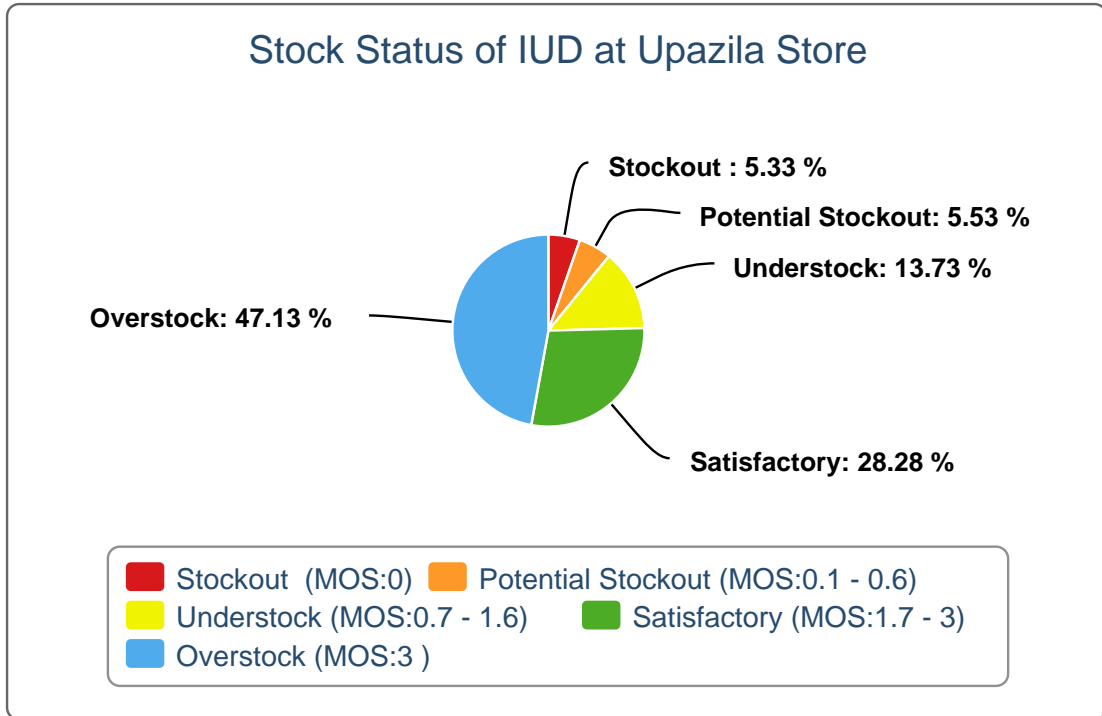
5(c).



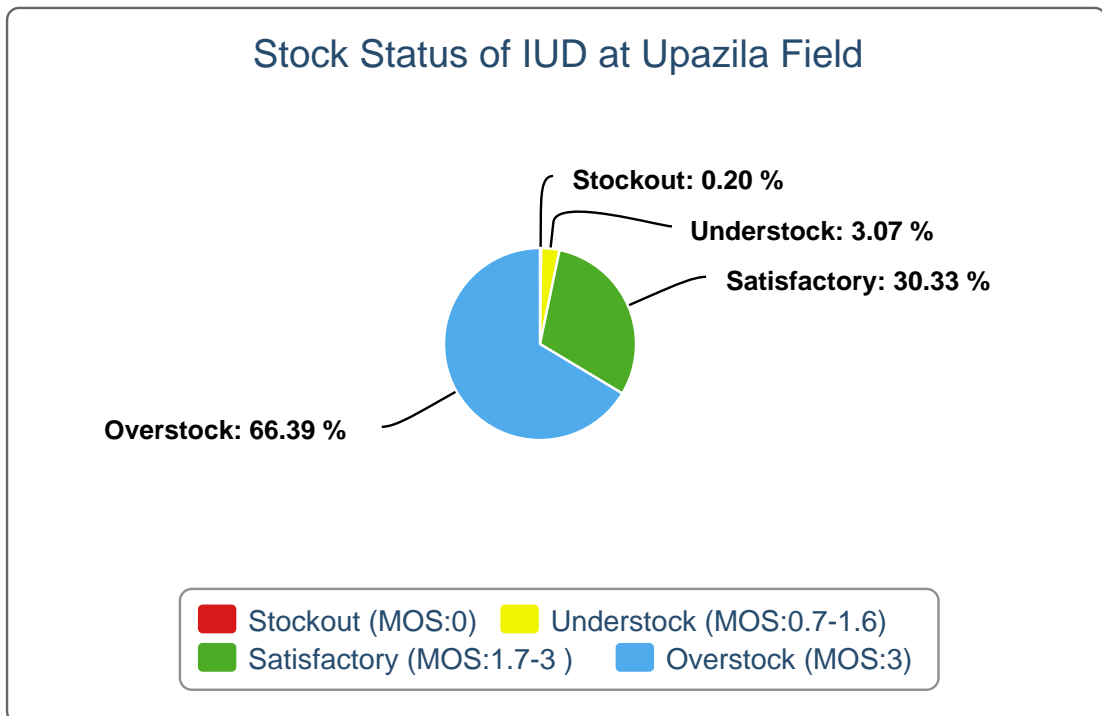
5(d).



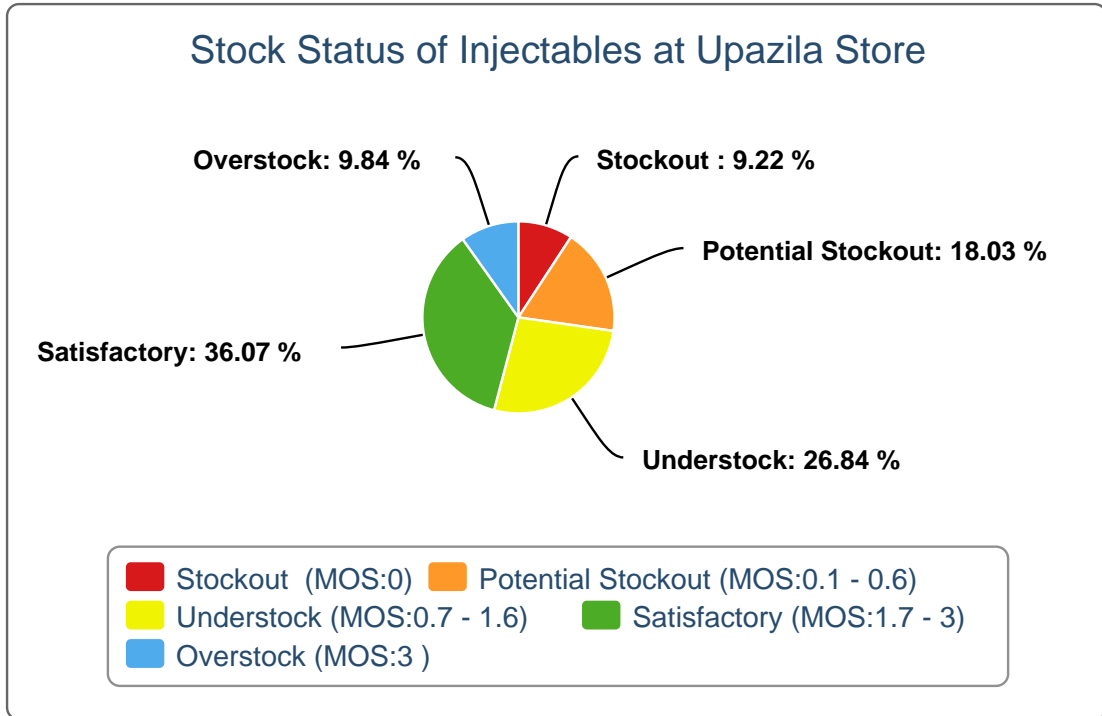
5(e).



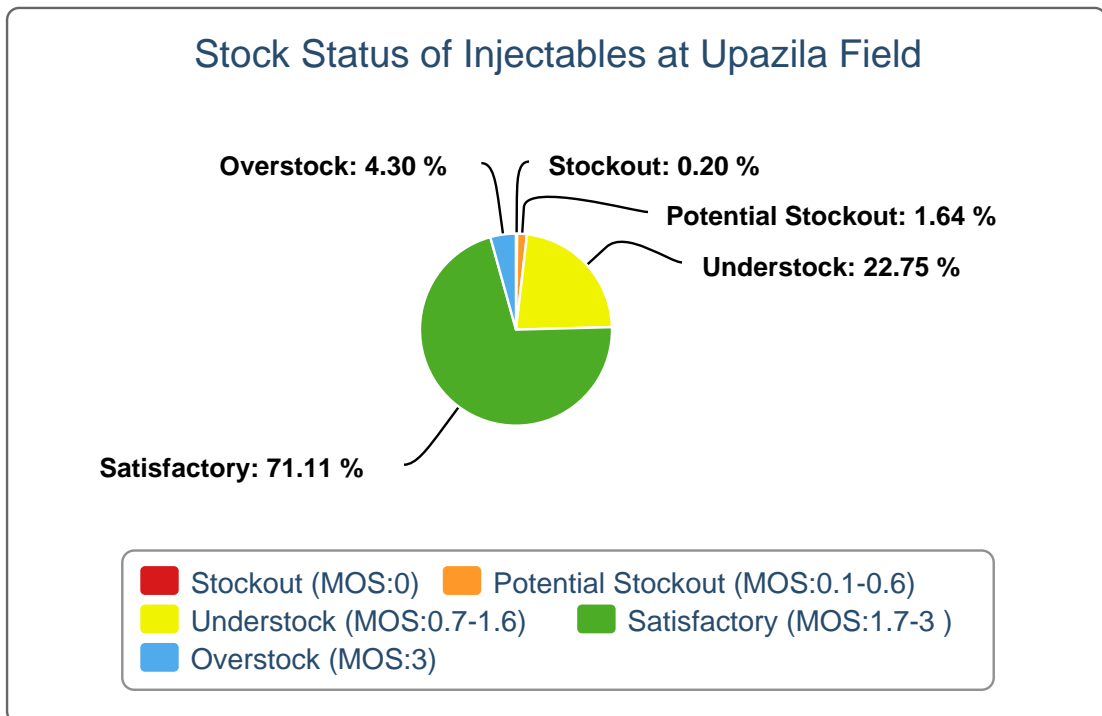
5(f).



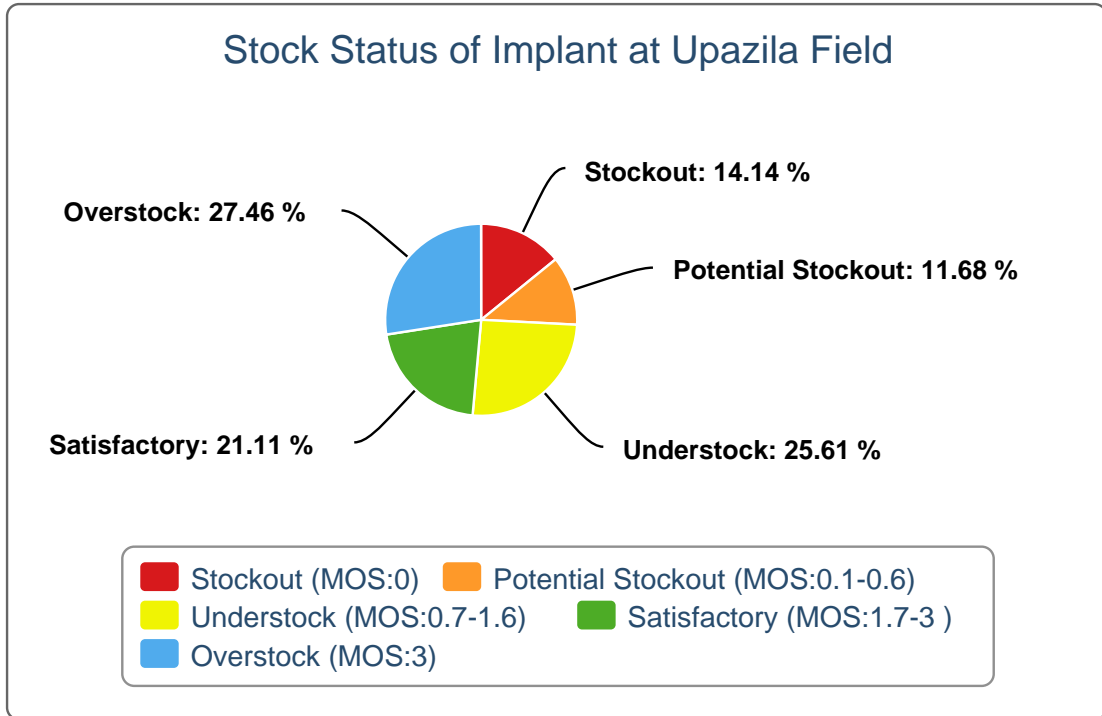
5(g).



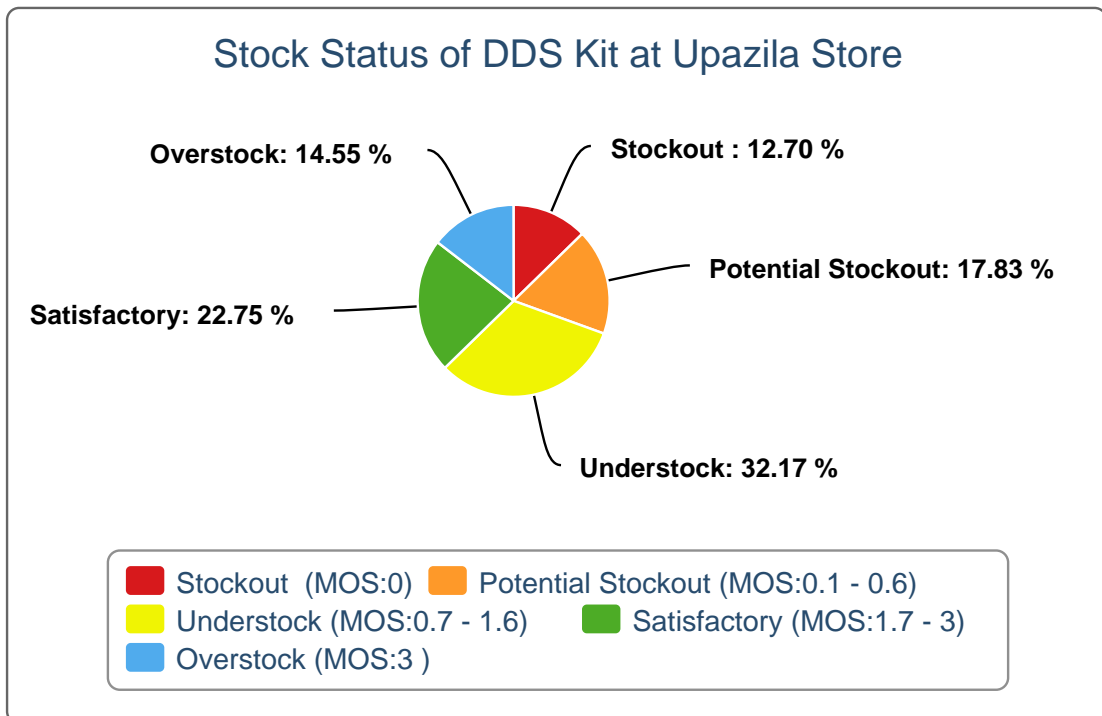
5(h).



5(i).



5(j).



## 6(a). Contraceptive Stock Status by Product at Regional Warehouses

SL	WH Name	Condom			Shukhi			IUD			Injectables			Implant			DDS Kits		
		CBL	AMD	MOS	CBL	AMD	MOS	CBL	AMD	MOS	CBL	AMD	MOS	CBL	AMD	MOS	CBL	AMD	MOS
1	Bandarbon RWH	318,000	31,735	10.0	86,400	21,817	4.0	200	108	1.9	11,000	4,053	2.7	58	75	0.8	138	35	3.9
2	Bhola RWH	0	161,988	0.0	95,040	111,040	0.9	650	293	2.2	14,000	47,201	0.3	1,118	235	4.8	63	96	0.7
3	Bogra RWH	21,568,000	617,912	34.9	4,258,080	479,306	8.9	1,440	795	1.8	22,500	43,231	0.5	2,336	2,175	1.1	8,147	327	24.9
4	Chittagong RWH	40,253,120	624,973	64.4	71,599,522	428,916	166.9	150	1,540	0.1	38,100	71,594	0.5	376	1,316	0.3	6,444	369	17.5
5	Comilla RWH	1,908,000	1,024,454	1.9	561,600	472,543	1.2	2,500	1,637	1.5	148,000	88,819	1.7	3,911	1,077	3.6	336	333	1.0
6	Dhaka CWH	1,653,000	1,887,764	0.9	7,298,720	987,332	7.4	372,450	3,359	110.9	10,172,300	127,885	79.5	509,270	2,176	234.0	19,290	310	62.2
7	Dinajpur RWH	492,000	225,530	2.2	2,062,080	393,068	5.2	500	715	0.7	33,000	47,343	0.7	168	1,273	0.1	18	206	0.1
8	Faridpur RWH	600,000	734,693	0.8	1,483,200	540,793	2.7	3,800	1,611	2.4	111,000	59,119	1.9	192	2,249	0.1	54	285	0.2
9	Jamalpur RWH	549,000	484,774	1.1	740,160	334,045	2.2	1,550	459	3.4	104,200	43,954	2.4	3,028	699	4.3	322	178	1.8
10	Jessore RWH	1,020,000	546,125	1.9	822,240	416,662	2.0	800	994	0.8	87,700	57,750	1.5	6,202	1,269	4.9	258	207	1.2
11	Khulna RWH	32,398,800	822,952	39.4	1,991,520	543,646	3.7	1,300	1,187	1.1	28,100	55,841	0.5	3,140	1,570	2.0	5,126	307	16.7
12	Kushtia RWH	678,000	395,503	1.7	1,596,960	223,491	7.1	380	362	1.0	48,300	41,605	1.2	2,700	677	4.0	101	78	1.3
13	Mymensingh RWH	366,000	949,733	0.4	609,120	952,009	0.6	3,700	1,584	2.3	63,500	62,385	1.0	12,316	2,840	4.3	245	286	0.9
14	Noakhali RWH	1,947,000	370,406	5.3	987,840	204,149	4.8	3,450	711	4.9	69,500	49,572	1.4	650	256	2.5	447	134	3.3
15	Pabna RWH	1,791,000	548,075	3.3	3,127,680	388,513	8.1	1,100	1,000	1.1	79,500	57,062	1.4	4,950	640	7.7	376	151	2.5
16	Patuakhali RWH	852,000	121,328	7.0	980,640	166,272	5.9	400	527	0.8	17,000	30,959	0.5	2,450	767	3.2	500	131	3.8
17	Rajshahi RWH	504,000	696,761	0.7	4,134,240	378,669	10.9	190	547	0.3	61,700	47,836	1.3	4,483	1,151	3.9	271	193	1.4
18	Rangamati RWH	1,641,800	60,634	27.1	115,200	39,169	2.9	260	117	2.2	10,000	3,822	2.6	348	192	1.8	198	46	4.3
19	Rangpur RWH	6,000	620,858	0.0	1,627,200	892,574	1.8	750	1,674	0.4	1,000	125,167	0.0	6,531	3,930	1.7	385	371	1.0
20	Sylhet RWH	1,887,000	802,976	2.4	633,600	458,058	1.4	2,500	1,349	1.9	83,500	51,660	1.6	4,439	1,352	3.3	386	285	1.4
21	Tangail RWH	1,329,000	501,901	2.6	1,435,680	363,354	4.0	200	508	0.4	12,000	31,544	0.4	3,424	686	5.0	428	137	3.1

**6(b). Contraceptive Stock Status by Product at Upazila**

SL	Warehouse Name	Upazila Name	Condom			Shukhi			IUD			Injectables			Implant			DDS Kits		
			CBL	AMD	MOS	CBL	AMD	MOS	CBL	AMD	MOS	CBL	AMD	MOS	CBL	AMD	MOS	CBL	AMD	MOS
1	Bandarbon RWH	Alikadam	10,500	3,379	3.1	10,395	1,659	6.3	51	15	3.4	1,517	1,216	1.2	44	16	2.8	4	4	1.0
2	Bandarbon RWH	Bandarban Sadar	16,700	5,908	2.8	9,405	4,579	2.1	98	27	3.6	2,804	862	3.3	8	23	0.3	28	9	3.1
3	Bandarbon RWH	Lama	8,700	4,826	1.8	3,525	4,127	0.9	84	29	2.9	1,603	859	1.9	20	18	1.1	9	9	1.0
4	Bandarbon RWH	Naikhongchhari	20,459	6,792	3.0	7,168	6,265	1.1	152	13	11.7	2,376	728	3.3	35	5	7.0	17	3	5.7
5	Bandarbon RWH	Rowangchhari	6,400	2,762	2.3	4,070	1,726	2.4	9	9	1.0	500	189	2.6	50	13	3.8	3	4	0.8
6	Bandarbon RWH	Ruma	7,180	6,446	1.1	7,805	1,801	4.3	36	6	6.0	716	102	7.0	38	0	0.0	12	2	6.0
7	Bandarbon RWH	Thanchi	23,600	1,622	14.5	7,304	1,660	4.4	35	9	3.9	57	97	0.6	11	0	0.0	8	1	8.0
8	Bhola RWH	Bhola Sadar	49,500	19,474	2.5	24,825	16,413	1.5	150	40	3.8	15,650	8,639	1.8	192	0	0.0	31	20	1.6
9	Bhola RWH	Burhanuddin	15,100	7,065	2.1	20,715	10,383	2.0	110	26	4.2	6,261	2,920	2.1	128	51	2.5	12	12	1.0
10	Bhola RWH	Char Fasson	76,500	35,864	2.1	11,265	21,781	0.5	110	50	2.2	17,506	8,331	2.1	0	65	0.0	22	20	1.1
11	Bhola RWH	Daulat Khan	43,800	17,425	2.5	11,145	8,705	1.3	120	13	9.2	9,800	4,065	2.4	292	18	16.2	15	6	2.5
12	Bhola RWH	Hizla	39,000	14,584	2.7	16,360	7,151	2.3	185	26	7.1	7,990	3,118	2.6	108	12	9.0	25	9	2.8
13	Bhola RWH	Lalmohan	46,500	20,293	2.3	55,440	15,408	3.6	110	34	3.2	15,500	6,786	2.3	64	43	1.5	28	14	2.0
14	Bhola RWH	Manpura	23,700	6,052	3.9	9,240	3,734	2.5	115	14	8.2	5,193	2,205	2.4	78	9	8.7	6	1	6.0
15	Bhola RWH	Mehendiganj	15,800	21,019	0.8	30,075	14,630	2.1	210	35	6.0	12,290	5,536	2.2	0	37	0.0	22	19	1.2
16	Bhola RWH	Muladi	17,800	10,112	1.8	11,721	6,862	1.7	96	41	2.3	4,713	2,397	2.0	128	0	0.0	16	12	1.3
17	Bhola RWH	Tazumuddin	26,900	10,100	2.7	11,200	5,973	1.9	152	14	10.9	3,479	3,204	1.1	64	0	0.0	14	5	2.8
18	Bogra RWH	Adamdighi	530,700	15,909	33.4	204,555	11,728	17.4	128	25	5.1	2,500	745	3.4	0	55	0.0	9	8	1.1
19	Bogra RWH	Akkelpur	145,400	6,613	22.0	85,150	9,645	8.8	36	6	6.0	900	727	1.2	0	82	0.0	18	7	2.6
20	Bogra RWH	Atrai	370,300	15,996	23.1	266,540	13,503	19.7	95	13	7.3	2,050	549	3.7	0	39	0.0	37	9	4.1
21	Bogra RWH	Badalgachhi	55,900	17,277	3.2	51,605	16,799	3.1	60	9	6.7	7,314	2,385	3.1	0	34	0.0	30	10	3.0
22	Bogra RWH	Bogra Sadar	257,600	91,578	2.8	62,260	24,073	2.6	211	74	2.9	9,173	3,327	2.8	213	200	1.1	29	20	1.5
23	Bogra RWH	Dhamoirhat	611,784	11,776	52.0	646,778	11,344	57.0	101	8	12.6	4,558	1,264	3.6	128	21	6.1	34	11	3.1
24	Bogra RWH	Dhunat	212,700	30,682	6.9	401,636	23,334	17.2	100	49	2.0	5,009	2,498	2.0	0	119	0.0	14	12	1.2
25	Bogra RWH	Dhupchanchia	353,600	9,441	37.5	183,525	9,562	19.2	-34	14	5.3	3,290	1,015	3.2	256	82	0.0	16	8	2.0



SL	Warehouse Name	Upazila Name	Condom			Shukhi			IUD			Injectables			Implant			DDS Kits		
			CBL	AMD	MOS	CBL	AMD	MOS	CBL	AMD	MOS	CBL	AMD	MOS	CBL	AMD	MOS	CBL	AMD	MOS
26	Bogra RWH	Gabtali	5,700	34,695	0.2	10,500	19,779	0.5	50	22	2.3	0	3,321	0.0	0	74	0.0	3	15	0.2
27	Bogra RWH	Ghoraghat	101,300	6,819	14.9	28,515	7,968	3.6	30	22	1.4	735	503	1.5	50	42	1.2	9	6	1.5
28	Bogra RWH	Hakimpur	20,200	10,315	2.0	8,724	7,168	1.2	28	20	1.4	185	708	0.3	0	28	0.0	14	5	2.8
29	Bogra RWH	Joypurhat Sadar	74,000	24,765	3.0	64,800	18,354	3.5	210	50	4.2	5,825	1,781	3.3	256	115	2.2	30	15	2.0
30	Bogra RWH	Kahaloo	63,300	17,423	3.6	42,420	12,381	3.4	116	23	5.0	2,050	869	2.4	0	130	0.0	21	10	2.1
31	Bogra RWH	Kalai	126,600	9,540	13.3	1,469,115	10,037	146.4	31	15	2.1	1,398	912	1.5	256	46	5.6	14	7	2.0
32	Bogra RWH	Khetlal	25,600	8,102	3.2	15,255	6,010	2.5	45	15	3.0	570	379	1.5	0	52	0.0	3	8	0.4
33	Bogra RWH	Mahadebpur	147,900	14,816	10.0	38,040	24,159	1.6	15	30	0.5	110	1,325	0.1	64	43	1.5	11	14	0.8
34	Bogra RWH	Manda	29,000	16,050	1.8	38,160	35,344	1.1	0	87	0.0	2,500	2,262	1.1	0	59	0.0	24	19	1.3
35	Bogra RWH	Nandigram	8,100	12,315	0.7	11,055	19,527	0.6	50	31	1.6	500	561	0.9	0	36	0.0	9	6	1.5
36	Bogra RWH	Naogaon Sadar	78,100	29,095	2.7	72,150	22,483	3.2	106	26	4.1	8,116	2,162	3.8	128	69	1.9	36	17	2.1
37	Bogra RWH	Niamatpur	23,100	10,872	2.1	25,865	13,411	1.9	50	15	3.3	1,060	1,027	1.0	0	80	0.0	5	10	0.5
38	Bogra RWH	Panchbibi	32,500	13,734	2.4	37,065	9,309	4.0	40	11	3.6	1,091	527	2.1	192	81	2.4	8	12	0.7
39	Bogra RWH	Patnitala	75,700	8,534	8.9	532,140	12,472	42.7	59	6	9.8	744	615	1.2	0	46	0.0	5	12	0.4
40	Bogra RWH	Porsha	6,800	12,644	0.5	24,405	12,008	2.0	5	9	0.6	494	602	0.8	0	19	0.0	12	6	2.0
41	Bogra RWH	Raninagar	7,400	22,036	0.3	12,605	18,308	0.7	37	9	4.1	502	923	0.5	0	43	0.0	0	9	0.0
42	Bogra RWH	Sapahar	20,300	9,537	2.1	24,795	13,338	1.9	30	5	6.0	1,394	1,018	1.4	0	29	0.0	15	7	2.1
43	Bogra RWH	Sariakandi	1,500	18,158	0.1	8,550	11,068	0.8	28	37	0.8	39	1,881	0.0	0	155	0.0	3	15	0.2
44	Bogra RWH	Shajahanpur	3,600	52,704	0.1	7,093	20,990	0.3	140	39	3.6	5	1,553	0.0	0	97	0.0	0	15	0.0
45	Bogra RWH	Sherpur	199,700	30,519	6.5	559,470	21,489	26.0	0	53	0.0	192	2,376	0.1	0	99	0.0	19	15	1.3
46	Bogra RWH	Shibganj	211,400	30,616	6.9	564,735	27,123	20.8	165	20	8.3	15,000	4,026	3.7	0	112	0.0	44	15	2.9
47	Bogra RWH	Sonatola	10,500	25,351	0.4	1,635	16,592	0.1	134	52	2.6	3,940	1,390	2.8	320	88	3.6	5	10	0.5
48	Chittagong RWH	Anowara	803,600	17,821	45.1	130,500	14,873	8.8	147	53	2.8	2,959	1,160	2.6	300	54	5.6	37	16	2.3
49	Chittagong RWH	Banshkhali	33,800	26,044	1.3	12,145	17,815	0.7	142	42	3.4	4,735	2,903	1.6	64	99	0.6	9	14	0.6
50	Chittagong RWH	Boalkhali	572,800	9,563	59.9	152,199	12,920	11.8	96	30	3.2	26	601	0.0	100	0	0.0	209	16	13.1

SL	Warehouse Name	Upazila Name	Condom			Shukhi			IUD			Injectables			Implant			DDS Kits		
			CBL	AMD	MOS	CBL	AMD	MOS	CBL	AMD	MOS	CBL	AMD	MOS	CBL	AMD	MOS	CBL	AMD	MOS
51	Chittagong RWH	Chakaria	149,200	21,491	6.9	79,650	22,612	3.5	230	81	2.8	8,153	4,937	1.7	0	46	0.0	153	25	6.1
52	Chittagong RWH	Chandanaish	134,000	16,190	8.3	112,215	14,015	8.0	100	51	2.0	2,145	1,068	2.0	200	33	6.1	183	16	11.4
53	Chittagong RWH	Cox's Bazar Sadar	226,600	35,835	6.3	567,090	19,126	29.7	133	43	3.1	8,961	3,911	2.3	64	42	1.5	108	15	7.2
54	Chittagong RWH	Dighinala	10,100	9,032	1.1	14,380	8,816	1.6	37	17	2.2	3,580	1,432	2.5	0	11	0.0	47	8	5.9
55	Chittagong RWH	Double Mooring	144,600	72,815	2.0	42,585	18,816	2.3	187	164	1.1	13,969	7,397	1.9	263	173	1.5	9	3	3.0
56	Chittagong RWH	Fatikchhari	296,600	38,631	7.7	620,520	22,640	27.4	167	63	2.7	5,017	3,027	1.7	200	131	1.5	167	17	9.8
57	Chittagong RWH	Hathazari	171,000	39,401	4.3	68,441	19,633	3.5	185	33	5.6	1,116	1,349	0.8	0	74	0.0	0	18	0.0
58	Chittagong RWH	Khagrachhari Sadar	22,500	11,234	2.0	16,155	7,378	2.2	53	12	4.4	3,114	1,058	2.9	50	25	2.0	30	10	3.0
59	Chittagong RWH	Kutubdia	70,200	5,433	12.9	61,972	5,837	10.6	60	11	5.5	9,007	1,839	4.9	64	22	2.9	38	6	6.3
60	Chittagong RWH	Lakshmichhari	15,000	1,985	7.6	22,185	2,702	8.2	50	12	4.2	514	134	3.8	0	5	0.0	5	4	1.3
61	Chittagong RWH	Lohagara	357,400	12,582	28.4	109,530	14,899	7.4	50	45	1.1	3,701	1,844	2.0	64	46	1.4	123	10	12.3
62	Chittagong RWH	Mahalchhari	18,200	4,784	3.8	11,702	4,741	2.5	38	11	3.5	1,786	511	3.5	0	10	0.0	15	6	2.5
63	Chittagong RWH	Maheshkhali	28,800	6,557	4.4	15,255	20,648	0.7	168	53	3.2	5,043	2,718	1.9	0	56	0.0	8	8	1.0
64	Chittagong RWH	Manikchhari	13,800	2,044	6.8	17,745	1,991	8.9	30	1	30.0	1,587	551	2.9	0	10	0.0	3	2	1.5
65	Chittagong RWH	Matiranga	39,140	13,564	2.9	40,410	9,604	4.2	85	26	3.3	2,575	1,160	2.2	0	16	0.0	23	14	1.6
66	Chittagong RWH	Mirsharai	20,458	14,245	1.4	52,559	17,068	3.1	180	80	2.3	4,137	3,135	1.3	0	72	0.0	145	25	5.8
67	Chittagong RWH	Panchhari	4,900	3,058	1.6	1,609	5,349	0.3	20	7	2.9	1,500	322	4.7	0	0	0.0	9	5	1.8
68	Chittagong RWH	Panchlaish	246,900	61,929	4.0	44,105	11,015	4.0	265	109	2.4	10,548	4,645	2.3	206	142	1.5	10	2	5.0
69	Chittagong RWH	Patiya	114,900	25,305	4.5	99,975	23,548	4.2	355	145	2.4	6,680	2,706	2.5	200	0	0.0	132	35	3.8
70	Chittagong RWH	Pekua	5,200	2,461	2.1	5,955	4,179	1.4	55	7	7.9	3,113	1,634	1.9	84	6	14.0	6	9	0.7
71	Chittagong RWH	Ramgarh	26,000	5,046	5.2	30,879	4,521	6.8	12	3	4.0	673	311	2.2	20	6	3.3	27	5	5.4
72	Chittagong RWH	Ramu	218,200	17,181	12.7	42,720	15,115	2.8	38	14	2.7	5,448	3,845	1.4	134	24	5.6	73	11	6.6
73	Chittagong RWH	Rangunia	122,900	28,865	4.3	86,715	19,182	4.5	178	88	2.0	2,480	1,999	1.2	0	75	0.0	45	16	2.8
74	Chittagong RWH	Raozan	220,700	38,154	5.8	98,280	18,398	5.3	40	93	0.4	230	1,546	0.1	0	0	0.0	27	15	1.8
75	Chittagong RWH	Sandwip	55,389	10,034	5.5	82,646	14,032	5.9	644	91	7.1	8,227	2,374	3.5	128	0	0.0	22	4	5.5

SL	Warehouse Name	Upazila Name	Condom			Shukhi			IUD			Injectables			Implant			DDS Kits		
			CBL	AMD	MOS	CBL	AMD	MOS	CBL	AMD	MOS	CBL	AMD	MOS	CBL	AMD	MOS	CBL	AMD	MOS
76	Chittagong RWH	Satkania	109,600	13,481	8.1	129,325	12,899	10.0	50	41	1.2	3,035	1,651	1.8	36	48	0.8	84	17	4.9
77	Chittagong RWH	Sitakunda	291,500	31,667	9.2	215,286	20,147	10.7	222	81	2.7	4,472	2,339	1.9	192	51	3.8	11	12	0.9
78	Chittagong RWH	Teknaf	152,500	25,021	6.1	62,493	18,089	3.5	81	26	3.1	9,100	6,128	1.5	100	21	4.8	54	6	9.0
79	Chittagong RWH	Ukhia	36,080	3,520	10.3	25,066	6,308	4.0	13	7	1.9	2,061	1,359	1.5	0	18	0.0	70	6	11.7
80	Comilla RWH	Akhaura	77,600	9,706	8.0	50,040	6,512	7.7	189	15	12.6	961	1,067	0.9	118	21	5.6	11	7	1.6
81	Comilla RWH	Ashuganj	106,700	14,490	7.4	46,970	5,580	8.4	202	53	3.8	3,094	818	3.8	320	20	16.0	13	7	1.9
82	Comilla RWH	Banchharampur	99,400	32,344	3.1	94,260	12,311	7.7	195	45	4.3	1,229	3,456	0.4	100	44	2.3	4	16	0.3
83	Comilla RWH	Barura	275,800	40,248	6.9	44,243	23,312	1.9	304	45	6.8	7,081	3,722	1.9	50	35	1.4	20	16	1.3
84	Comilla RWH	Bijoyagar	267,700	32,105	8.3	50,400	14,192	3.6	433	24	18.0	8,165	2,304	3.5	0	0	0.0	39	12	3.3
85	Comilla RWH	Brahman Para	50,700	12,033	4.2	2,520	9,466	0.3	103	24	4.3	935	1,145	0.8	50	23	2.2	1	7	0.1
86	Comilla RWH	Brahmanbaria Sadar	256,483	59,059	4.3	76,346	17,958	4.3	148	92	1.6	0	4,029	0.0	200	81	2.5	10	19	0.5
87	Comilla RWH	Burichang	5,400	50,340	0.1	0	23,086	0.0	34	85	0.4	351	2,335	0.2	0	96	0.0	8	11	0.7
88	Comilla RWH	Chandina	243,800	37,494	6.5	110,075	18,399	6.0	103	44	2.3	248	3,467	0.1	100	0	0.0	0	18	0.0
89	Comilla RWH	Chandpur Sadar	70,600	18,898	3.7	12,004	17,578	0.7	253	73	3.5	124	3,511	0.0	100	55	1.8	0	21	0.0
90	Comilla RWH	Chauddagam	208,300	23,797	8.8	61,815	21,755	2.8	425	71	6.0	3,795	4,742	0.8	250	29	8.6	1	20	0.1
91	Comilla RWH	Comilla Adarsha Sadar	311,500	60,960	5.1	118,590	19,129	6.2	226	138	1.6	4,493	4,292	1.0	150	125	1.2	31	12	2.6
92	Comilla RWH	Comilla Sadar Dakshin	91,300	20,275	4.5	29,670	19,146	1.5	28	55	0.5	3,480	3,297	1.1	100	44	2.3	0	14	0.0
93	Comilla RWH	Daudkandi	342,200	35,192	9.7	115,155	14,773	7.8	0	97	0.0	716	3,053	0.2	0	36	0.0	0	14	0.0
94	Comilla RWH	Debidwar	280,100	38,333	7.3	114,375	22,513	5.1	400	157	2.5	4,188	3,550	1.2	400	34	11.8	10	20	0.5
95	Comilla RWH	Faridganj	165,100	22,567	7.3	89,889	14,319	6.3	411	39	10.5	1,902	3,337	0.6	100	51	2.0	18	15	1.2
96	Comilla RWH	Haim Char	66,000	2,708	24.4	25,440	4,928	5.2	258	10	25.8	4,582	915	5.0	50	13	3.8	15	5	3.0
97	Comilla RWH	Hajiganj	177,200	9,897	17.9	89,475	10,860	8.2	173	34	5.1	251	2,680	0.1	100	0	0.0	1	14	0.1
98	Comilla RWH	Homna	111,400	33,169	3.4	61,950	9,035	6.9	91	35	2.6	2,583	1,760	1.5	0	9	0.0	19	14	1.4
99	Comilla RWH	Kachua	326,200	40,986	8.0	75,180	15,094	5.0	18	52	0.3	126	4,155	0.0	250	21	11.9	0	14	0.0
100	Comilla RWH	Kasba	63,500	63,866	1.0	49,005	22,139	2.2	365	44	8.3	1,381	1,757	0.8	0	21	0.0	0	13	0.0

SL	Warehouse Name	Upazila Name	Condom			Shukhi			IUD			Injectables			Implant			DDS Kits		
			CBL	AMD	MOS	CBL	AMD	MOS	CBL	AMD	MOS	CBL	AMD	MOS	CBL	AMD	MOS	CBL	AMD	MOS
101	Comilla RWH	Laksam	122,000	15,012	8.1	58,263	10,766	5.4	0	40	0.0	55	2,108	0.0	290	16	18.1	0	10	0.0
102	Comilla RWH	Manoharganj	187,000	13,337	14.0	33,065	9,161	3.6	279	28	10.0	221	1,578	0.1	200	12	16.7	2	10	0.2
103	Comilla RWH	Matlab Dakshin	355,800	13,250	26.9	51,112	7,851	6.5	247	27	9.1	3,114	2,830	1.1	64	24	2.7	12	11	1.1
104	Comilla RWH	Matlab Uttar	202,300	26,482	7.6	36,000	16,059	2.2	316	43	7.3	8,659	2,246	3.9	0	42	0.0	14	13	1.1
105	Comilla RWH	Meghna	42,200	6,123	6.9	35,530	4,261	8.3	148	12	12.3	567	1,066	0.5	155	5	31.0	8	7	1.1
106	Comilla RWH	Muradnagar	223,400	92,923	2.4	92,625	31,790	2.9	178	76	2.3	697	5,266	0.1	0	91	0.0	0	22	0.0
107	Comilla RWH	Nabinagar	27,700	69,256	0.4	81,345	17,040	4.8	109	47	2.3	4,840	3,278	1.5	50	17	2.9	7	20	0.4
108	Comilla RWH	Nangalkot	28,600	46,327	0.6	27,765	12,520	2.2	135	34	4.0	9,263	2,897	3.2	0	24	0.0	2	15	0.1
109	Comilla RWH	Nasirnagar	206,500	27,454	7.5	77,775	14,318	5.4	165	19	8.7	6,394	1,709	3.7	200	18	11.1	8	13	0.6
110	Comilla RWH	Sarail	281,000	35,841	7.8	100,875	13,313	7.6	210	32	6.6	2,287	2,096	1.1	264	61	4.3	21	9	2.3
111	Comilla RWH	Shahrasti	25,300	4,858	5.2	39,960	7,477	5.3	66	18	3.7	60	2,889	0.0	150	0	0.0	5	9	0.6
112	Comilla RWH	Titas	151,200	15,124	10.0	124,168	5,902	21.0	258	29	8.9	2,450	1,464	1.7	270	9	30.0	3	10	0.3
113	Dhaka CWH	Araihazar	124,100	17,686	7.0	267,815	22,653	11.8	102	119	0.9	648	3,402	0.2	190	92	2.1	13	11	1.2
114	Dhaka CWH	Bandar	0	59,691	0.0	525	20,625	0.0	142	55	2.6	1,102	2,148	0.5	126	65	1.9	0	6	0.0
115	Dhaka CWH	Belabo	27,600	17,974	1.5	14,700	12,510	1.2	70	55	1.3	1,500	1,502	1.0	200	55	3.6	2	10	0.2
116	Dhaka CWH	Daulatpur	13,000	18,970	0.7	1,320	14,054	0.1	405	30	13.5	242	1,458	0.2	100	0	0.0	11	9	1.2
117	Dhaka CWH	Dhamrai	4,699	25,136	0.2	23,683	26,850	0.9	383	146	2.6	3,741	2,303	1.6	0	0	0.0	16	18	0.9
118	Dhaka CWH	Dohar	20,152	11,377	1.8	15,438	7,141	2.2	250	10	25.0	105	606	0.2	0	49	0.0	1	6	0.2
119	Dhaka CWH	Gazaria	200,480	8,893	22.5	14,520	8,418	1.7	90	21	4.3	485	806	0.6	10	17	0.6	1	8	0.1
120	Dhaka CWH	Gazipur Sadar	60,900	73,007	0.8	36,410	42,682	0.9	417	206	2.0	6,949	3,091	2.2	0	99	0.0	14	11	1.3
121	Dhaka CWH	Ghior	39,400	24,745	1.6	29,665	12,029	2.5	21	18	1.2	8	1,284	0.0	0	0	0.0	0	8	0.0
122	Dhaka CWH	Harirampur	13,700	16,562	0.8	16,095	6,441	2.5	76	23	3.3	250	1,016	0.2	0	0	0.0	3	10	0.3
123	Dhaka CWH	Kaliakair	9,100	24,203	0.4	2,085	24,279	0.1	17	50	0.3	47	1,265	0.0	0	54	0.0	0	8	0.0
124	Dhaka CWH	Kaliganj	30,600	44,548	0.7	3,530	20,131	0.2	240	82	2.9	59	1,261	0.0	150	21	7.1	0	13	0.0
125	Dhaka CWH	Kapasia	31,200	27,431	1.1	19,840	21,783	0.9	226	55	4.1	2,451	1,247	2.0	0	8	0.0	4	15	0.3

SL	Warehouse Name	Upazila Name	Condom			Shukhi			IUD			Injectables			Implant			DDS Kits		
			CBL	AMD	MOS	CBL	AMD	MOS	CBL	AMD	MOS	CBL	AMD	MOS	CBL	AMD	MOS	CBL	AMD	MOS
126	Dhaka CWH	Keraniganj	5,358	59,446	0.1	10,309	34,652	0.3	165	170	1.0	149	4,941	0.0	3,420	147	23.3	0	20	0.0
127	Dhaka CWH	Lohajang	27,400	23,075	1.2	22,125	10,516	2.1	106	45	2.4	2,000	1,007	2.0	0	31	0.0	10	12	0.8
128	Dhaka CWH	Manikganj Sadar	2,900	40,618	0.1	1,770	20,788	0.1	192	42	4.6	1,433	2,715	0.5	300	119	2.5	1	15	0.1
129	Dhaka CWH	Manohardi	39,400	32,844	1.2	40,168	17,778	2.3	81	94	0.9	626	2,705	0.2	0	22	0.0	2	14	0.1
130	Dhaka CWH	Mirpur	81,800	239,486	0.3	15,054	64,423	0.2	752	466	1.6	17,752	17,360	1.0	405	0	0.0	7	8	0.9
131	Dhaka CWH	Munshiganj Sadar	76,900	36,590	2.1	53,708	23,585	2.3	138	39	3.5	4,779	2,243	2.1	0	14	0.0	28	14	2.0
132	Dhaka CWH	Narayanganj Sadar	183,100	137,951	1.3	85,710	62,085	1.4	393	166	2.4	23,044	10,333	2.2	570	146	3.9	22	18	1.2
133	Dhaka CWH	Narsingdi Sadar	155,255	73,424	2.1	44,025	48,977	0.9	687	108	6.4	8,990	8,849	1.0	212	0	0.0	41	16	2.6
134	Dhaka CWH	Nawabganj	27,500	19,089	1.4	15,600	14,664	1.1	100	23	4.3	883	859	1.0	0	61	0.0	25	12	2.1
135	Dhaka CWH	Palash	12,000	13,804	0.9	14,400	12,351	1.2	120	32	3.8	3,100	1,671	1.9	100	57	1.8	10	6	1.7
136	Dhaka CWH	Roypura	700	85,475	0.0	11,040	25,531	0.4	200	171	1.2	1,099	5,096	0.2	64	23	2.8	0	26	0.0
137	Dhaka CWH	Rupganj	143,877	47,673	3.0	206,380	35,207	5.9	71	109	0.7	363	3,709	0.1	0	62	0.0	0	11	0.0
138	Dhaka CWH	Saturia	6,700	8,398	0.8	7,200	9,154	0.8	103	30	3.4	945	914	1.0	280	0	0.0	10	9	1.1
139	Dhaka CWH	Savar	45,100	76,932	0.6	29,010	43,752	0.7	242	91	2.7	4,305	3,597	1.2	600	121	5.0	15	15	1.0
140	Dhaka CWH	Serajdikhan	24,000	22,328	1.1	25,070	21,121	1.2	184	40	4.6	3,885	1,838	2.1	0	43	0.0	15	15	1.0
141	Dhaka CWH	Shibalaya	12,636	22,355	0.6	11,568	10,848	1.1	96	20	4.8	2,898	1,891	1.5	744	54	13.8	5	9	0.6
142	Dhaka CWH	Shibpur	3,200	31,653	0.1	14,684	19,773	0.7	108	93	1.2	529	2,999	0.2	0	73	0.0	0	11	0.0
143	Dhaka CWH	Singair	72,000	26,865	2.7	34,310	15,186	2.3	65	42	1.5	0	1,351	0.0	0	0	0.0	2	15	0.1
144	Dhaka CWH	Sonargaon	42,000	33,588	1.3	17,175	24,189	0.7	62	62	1.0	6,650	3,420	1.9	0	71	0.0	0	11	0.0
145	Dhaka CWH	Sreenagar	32,600	41,925	0.8	20,060	24,292	0.8	224	69	3.2	10,767	2,813	3.8	0	30	0.0	15	12	1.3
146	Dhaka CWH	Sreepur	65,200	41,845	1.6	52,620	38,557	1.4	214	60	3.6	4,310	1,750	2.5	0	119	0.0	22	9	2.4
147	Dhaka CWH	Tejgaon	18,000	334,846	0.1	140,100	143,253	1.0	1,111	452	2.5	17,615	22,169	0.8	616	468	1.3	1	13	0.1
148	Dhaka CWH	Tongi	6,300	57,091	0.1	315	16,819	0.0	70	44	1.6	50	1,665	0.0	45	43	1.0	0	2	0.0
149	Dhaka CWH	Tongibari	35,500	10,240	3.5	22,770	10,235	2.2	218	21	10.4	1,444	601	2.4	100	12	8.3	20	15	1.3
150	Dinajpur RWH	Atwari	27,100	9,224	2.9	30,317	15,365	2.0	83	18	4.6	4,077	1,246	3.3	128	36	3.6	11	7	1.6

SL	Warehouse Name	Upazila Name	Condom			Shukhi			IUD			Injectables			Implant			DDS Kits		
			CBL	AMD	MOS	CBL	AMD	MOS	CBL	AMD	MOS	CBL	AMD	MOS	CBL	AMD	MOS	CBL	AMD	MOS
151	Dinajpur RWH	Baliadangi	15,800	5,164	3.1	59,655	13,125	4.5	63	14	4.5	969	2,969	0.3	0	22	0.0	4	10	0.4
152	Dinajpur RWH	Biral	12,600	11,967	1.1	65,700	18,548	3.5	58	30	1.9	1,093	1,638	0.7	0	70	0.0	0	13	0.0
153	Dinajpur RWH	Birampur	6,100	6,479	0.9	47,670	9,327	5.1	58	34	1.7	1,703	604	2.8	0	51	0.0	7	10	0.7
154	Dinajpur RWH	Birganj	36,700	8,925	4.1	115,230	24,093	4.8	87	31	2.8	7,087	2,117	3.3	0	0	0.0	8	16	0.5
155	Dinajpur RWH	Bochaganj	5,400	6,156	0.9	36,522	14,376	2.5	5	40	0.1	264	1,119	0.2	0	49	0.0	3	9	0.3
156	Dinajpur RWH	Boda	9,100	5,517	1.6	32,595	18,557	1.8	69	29	2.4	5,063	2,468	2.1	200	140	1.4	16	13	1.2
157	Dinajpur RWH	Chirirbandar	33,900	6,313	5.4	73,470	17,696	4.2	64	16	4.0	4,024	1,572	2.6	0	43	0.0	14	15	0.9
158	Dinajpur RWH	Debiganj	39,300	13,828	2.8	65,940	28,598	2.3	115	53	2.2	7,543	3,570	2.1	0	78	0.0	20	14	1.4
159	Dinajpur RWH	Dinajpur Sadar	8,500	34,197	0.2	11,827	31,286	0.4	37	31	1.2	1,519	4,447	0.3	0	177	0.0	1	17	0.1
160	Dinajpur RWH	Fulbari	16,300	6,066	2.7	119,535	10,474	11.4	10	24	0.4	1,921	463	4.1	0	40	0.0	7	10	0.7
161	Dinajpur RWH	Haripur	2,400	6,150	0.4	34,080	11,675	2.9	19	7	2.7	739	1,487	0.5	0	18	0.0	18	6	3.0
162	Dinajpur RWH	Kaharole	15,500	2,877	5.4	42,654	11,115	3.8	0	19	0.0	1,027	1,151	0.9	0	47	0.0	10	6	1.7
163	Dinajpur RWH	Khansama	16,800	4,540	3.7	42,795	14,761	2.9	95	13	7.3	219	1,487	0.1	0	56	0.0	18	8	2.3
164	Dinajpur RWH	Nawabganj	6,200	10,955	0.6	39,660	16,816	2.4	98	22	4.5	367	2,371	0.2	0	65	0.0	11	12	0.9
165	Dinajpur RWH	Panchagarh Sadar	12,000	8,993	1.3	37,980	20,639	1.8	102	40	2.6	7,033	3,041	2.3	0	75	0.0	15	14	1.1
166	Dinajpur RWH	Parbatipur	85,400	38,627	2.2	104,273	29,962	3.5	353	133	2.7	8,405	3,793	2.2	128	99	1.3	25	15	1.7
167	Dinajpur RWH	Pirganj	14,900	7,299	2.0	48,585	19,147	2.5	94	22	4.3	1,390	2,413	0.6	0	31	0.0	0	14	0.0
168	Dinajpur RWH	Ranisankail	15,100	5,546	2.7	26,835	16,183	1.7	47	18	2.6	675	2,152	0.3	0	64	0.0	9	9	1.0
169	Dinajpur RWH	Tentulia	27,100	6,295	4.3	34,140	10,656	3.2	96	28	3.4	3,126	781	4.0	0	38	0.0	10	8	1.3
170	Dinajpur RWH	Thakurgaon Sadar	40,700	20,412	2.0	63,360	40,669	1.6	110	93	1.2	16,000	6,454	2.5	0	74	0.0	37	21	1.8
171	Faridpur RWH	Agailjhara	12,000	9,122	1.3	15,981	9,534	1.7	42	17	2.5	1,852	669	2.8	64	28	2.3	10	4	2.5
172	Faridpur RWH	Alfadanga	34,000	20,981	1.6	18,830	8,295	2.3	145	15	9.7	3,078	938	3.3	0	12	0.0	14	6	2.3
173	Faridpur RWH	Babuganj	16,100	5,024	3.2	9,780	7,446	1.3	230	36	6.4	2,015	858	2.3	0	40	0.0	10	7	1.4
174	Faridpur RWH	Baliakandi	49,600	29,422	1.7	27,720	18,219	1.5	125	30	4.2	1,823	1,409	1.3	128	36	3.6	15	9	1.7
175	Faridpur RWH	Banari Para	5,600	6,735	0.8	8,202	9,702	0.8	125	20	6.3	1,640	764	2.1	0	53	0.0	7	9	0.8

SL	Warehouse Name	Upazila Name	Condom			Shukhi			IUD			Injectables			Implant			DDS Kits		
			CBL	AMD	MOS	CBL	AMD	MOS	CBL	AMD	MOS	CBL	AMD	MOS	CBL	AMD	MOS	CBL	AMD	MOS
176	Faridpur RWH	Barisal Sadar (kotwali)	35,300	26,929	1.3	33,420	23,196	1.4	105	49	2.1	6,298	4,416	1.4	128	143	0.9	25	14	1.8
177	Faridpur RWH	Bhanga	377,200	22,426	16.8	27,410	16,532	1.7	264	80	3.3	2,387	856	2.8	320	69	4.6	143	17	8.4
178	Faridpur RWH	Bhedarganj	12,600	13,223	1.0	13,245	10,701	1.2	159	39	4.1	2,396	2,402	1.0	0	77	0.0	15	13	1.2
179	Faridpur RWH	Boalmari	20,500	35,640	0.6	19,555	17,625	1.1	250	41	6.1	3,000	1,847	1.6	128	37	3.5	15	14	1.1
180	Faridpur RWH	Char Bhadrasan	9,000	8,427	1.1	3,309	2,903	1.1	90	17	5.3	1,568	385	4.1	0	9	0.0	5	4	1.3
181	Faridpur RWH	Damudya	10,100	8,897	1.1	7,545	6,432	1.2	88	27	3.3	2,922	869	3.4	0	25	0.0	5	10	0.5
182	Faridpur RWH	Faridpur Sadar	136,400	54,293	2.5	50,950	24,882	2.0	87	66	1.3	8,213	3,935	2.1	256	163	1.6	41	16	2.6
183	Faridpur RWH	Gaurnadi	11,800	8,167	1.4	18,525	10,138	1.8	49	30	1.6	3,023	1,153	2.6	96	43	2.2	16	9	1.8
184	Faridpur RWH	Goalanda	36,500	21,449	1.7	13,830	7,393	1.9	87	17	5.1	2,220	1,598	1.4	256	0	0.0	8	5	1.6
185	Faridpur RWH	Gopalganj Sadar	62,800	34,858	1.8	33,215	19,905	1.7	134	76	1.8	2,211	1,643	1.3	256	50	5.1	48	27	1.8
186	Faridpur RWH	Gosairhat	22,100	17,968	1.2	23,215	12,512	1.9	191	80	2.4	3,405	1,188	2.9	96	23	4.2	11	9	1.2
187	Faridpur RWH	Jhalokati Sadar	13,600	12,446	1.1	14,640	11,116	1.3	151	35	4.3	2,342	1,143	2.0	64	83	0.8	0	15	0.0
188	Faridpur RWH	Kalkini	13,400	13,252	1.0	25,095	16,324	1.5	101	29	3.5	2,653	1,466	1.8	64	153	0.4	24	14	1.7
189	Faridpur RWH	Kashiani	21,800	30,066	0.7	15,045	16,979	0.9	260	32	8.1	3,108	1,880	1.7	128	43	3.0	15	19	0.8
190	Faridpur RWH	Kotalipara	26,000	14,104	1.8	30,330	17,886	1.7	231	18	12.8	2,183	880	2.5	128	56	2.3	22	15	1.5
191	Faridpur RWH	Madaripur Sadar	39,000	22,208	1.8	45,660	21,830	2.1	336	91	3.7	8,922	4,477	2.0	64	173	0.4	27	21	1.3
192	Faridpur RWH	Madhukhali	12,000	13,389	0.9	12,960	15,989	0.8	153	40	3.8	2,458	1,316	1.9	0	46	0.0	7	12	0.6
193	Faridpur RWH	Muksudpur	60,000	42,560	1.4	44,411	30,805	1.4	172	51	3.4	4,015	2,598	1.5	128	22	5.8	258	23	11.2
194	Faridpur RWH	Nagarkanda	6,000	20,581	0.3	13,870	14,232	1.0	148	48	3.1	1,839	796	2.3	64	56	1.1	12	11	1.1
195	Faridpur RWH	Naria	51,100	13,416	3.8	28,880	12,632	2.3	142	57	2.5	3,402	1,006	3.4	0	38	0.0	23	15	1.5
196	Faridpur RWH	Nesarabad (swarupkati)	8,200	6,548	1.3	10,232	11,257	0.9	51	31	1.6	1,425	1,016	1.4	64	39	1.6	6	12	0.5
197	Faridpur RWH	Pangsha	458,000	41,786	11.0	108,170	31,107	3.5	31	74	0.4	4,018	2,925	1.4	0	90	0.0	237	25	9.5
198	Faridpur RWH	Rajbari Sadar	48,000	25,048	1.9	31,680	19,561	1.6	0	126	0.0	3,000	2,724	1.1	256	246	1.0	29	20	1.5
199	Faridpur RWH	Rajoir	29,300	21,066	1.4	24,480	17,169	1.4	110	38	2.9	3,940	2,029	1.9	0	85	0.0	12	12	1.0
200	Faridpur RWH	Sadarpur	75,600	14,268	5.3	14,396	8,000	1.8	120	30	4.0	2,010	894	2.2	64	46	1.4	268	12	22.3

SL	Warehouse Name	Upazila Name	Condom			Shukhi			IUD			Injectables			Implant			DDS Kits		
			CBL	AMD	MOS	CBL	AMD	MOS	CBL	AMD	MOS	CBL	AMD	MOS	CBL	AMD	MOS	CBL	AMD	MOS
201	Faridpur RWH	Saltha	12,000	16,766	0.7	8,805	11,591	0.8	128	36	3.6	2,109	891	2.4	128	16	8.0	3	11	0.3
202	Faridpur RWH	Shariatpur Sadar	17,100	17,005	1.0	15,215	11,069	1.4	214	77	2.8	2,891	1,799	1.6	64	0	0.0	14	12	1.2
203	Faridpur RWH	Shib Char	42,000	33,079	1.3	23,040	27,324	0.8	300	56	5.4	4,000	2,873	1.4	0	121	0.0	40	26	1.5
204	Faridpur RWH	Tungipara	43,400	19,941	2.2	21,345	11,928	1.8	209	11	19.0	2,505	872	2.9	64	0	0.0	9	6	1.5
205	Faridpur RWH	Wazirpur	38,200	14,370	2.7	28,635	15,994	1.8	45	39	1.2	2,970	1,381	2.2	128	84	1.5	15	11	1.4
206	Faridpur RWH	Zanjira	18,900	19,233	1.0	13,485	12,585	1.1	102	52	2.0	2,272	1,223	1.9	0	44	0.0	15	11	1.4
207	Jamalpur RWH	Bakshiganj	47,500	18,399	2.6	30,960	17,395	1.8	100	31	3.2	2,400	1,147	2.1	128	55	2.3	8	11	0.7
208	Jamalpur RWH	Char Rajibpur	94,488	42,822	2.2	36,307	7,115	5.1	112	4	28.0	3,428	1,536	2.2	50	13	3.8	18	3	6.0
209	Jamalpur RWH	Dewanganj	35,700	30,237	1.2	29,520	19,415	1.5	70	21	3.3	6,550	3,207	2.0	200	64	3.1	9	9	1.0
210	Jamalpur RWH	Islampur	66,400	52,758	1.3	35,186	37,046	0.9	5	37	0.1	10,505	5,138	2.0	272	15	18.1	33	28	1.2
211	Jamalpur RWH	Jamalpur Sadar	126,500	63,271	2.0	107,383	51,591	2.1	75	33	2.3	15,127	6,534	2.3	212	79	2.7	58	26	2.2
212	Jamalpur RWH	Jhenaigati	72,900	13,986	5.2	39,885	18,358	2.2	24	8	3.0	2,733	1,498	1.8	446	35	12.7	12	7	1.7
213	Jamalpur RWH	Madarganj	117,800	19,649	6.0	110,820	17,845	6.2	90	45	2.0	2,400	1,209	2.0	712	77	9.2	12	7	1.7
214	Jamalpur RWH	Melandaha	39,500	35,322	1.1	39,600	25,409	1.6	30	29	1.0	7,750	3,730	2.1	100	42	2.4	11	13	0.8
215	Jamalpur RWH	Nakla	107,800	13,023	8.3	124,985	17,290	7.2	0	32	0.0	5,176	2,150	2.4	164	63	2.6	34	16	2.1
216	Jamalpur RWH	Nalitabari	56,400	25,544	2.2	48,555	22,592	2.1	6	25	0.2	3,468	1,674	2.1	64	78	0.8	27	10	2.7
217	Jamalpur RWH	Raumari	133,448	54,201	2.5	30,675	13,534	2.3	67	31	2.2	5,990	2,800	2.1	384	0	0.0	9	3	3.0
218	Jamalpur RWH	Sarishabari	98,800	34,927	2.8	117,360	27,830	4.2	48	42	1.1	5,346	2,312	2.3	0	0	0.0	41	11	3.7
219	Jamalpur RWH	Sherpur Sadar	102,800	52,588	2.0	65,398	35,706	1.8	0	77	0.0	16,724	8,500	2.0	0	90	0.0	24	20	1.2
220	Jamalpur RWH	Sreebardi	190,600	28,047	6.8	108,105	22,919	4.7	50	44	1.1	5,162	2,519	2.0	128	88	1.5	33	13	2.5
221	Jessore RWH	Abhaynagar	11,500	26,268	0.4	6,375	12,170	0.5	51	41	1.2	1,013	3,363	0.3	128	83	1.5	48	13	3.7
222	Jessore RWH	Bagher Para	26,600	29,085	0.9	13,890	14,784	0.9	44	65	0.7	1,881	2,162	0.9	0	0	0.0	30	13	2.3
223	Jessore RWH	Chaugachha	20	25,523	0.0	1,771	14,105	0.1	20	32	0.6	205	1,978	0.1	128	0	0.0	6	12	0.5
224	Jessore RWH	Harinakunda	106,800	7,794	13.7	20,160	18,030	1.1	112	21	5.3	870	1,117	0.8	192	55	3.5	0	12	0.0
225	Jessore RWH	Jhenaidah Sadar	19,000	34,927	0.5	12,810	32,254	0.4	77	127	0.6	800	3,887	0.2	0	142	0.0	0	22	0.0



SL	Warehouse Name	Upazila Name	Condom			Shukhi			IUD			Injectables			Implant			DDS Kits		
			CBL	AMD	MOS	CBL	AMD	MOS	CBL	AMD	MOS	CBL	AMD	MOS	CBL	AMD	MOS	CBL	AMD	MOS
226	Jessore RWH	Jhikargachha	6,200	21,919	0.3	3,795	13,879	0.3	100	37	2.7	200	2,688	0.1	0	42	0.0	1	6	0.2
227	Jessore RWH	Kalia	19,400	19,975	1.0	12,040	12,820	0.9	100	32	3.1	775	1,089	0.7	100	8	12.5	0	15	0.0
228	Jessore RWH	Kaliganj	13,400	17,212	0.8	18,260	17,853	1.0	45	28	1.6	1,282	1,455	0.9	282	28	10.1	0	15	0.0
229	Jessore RWH	Keshabpur	5,000	16,629	0.3	4,095	13,036	0.3	102	28	3.6	902	2,563	0.4	128	67	1.9	3	12	0.3
230	Jessore RWH	Kotchandpur	9,900	10,367	1.0	3,990	8,472	0.5	60	17	3.5	400	1,309	0.3	64	30	2.1	0	9	0.0
231	Jessore RWH	Kotwali	100	90,782	0.0	4,554	55,098	0.1	89	80	1.1	101	7,857	0.0	0	0	0.0	6	17	0.4
232	Jessore RWH	Lohagara	3,600	19,509	0.2	5,340	14,301	0.4	80	40	2.0	270	1,749	0.2	0	42	0.0	0	12	0.0
233	Jessore RWH	Magura Sadar	100	34,640	0.0	1,945	29,999	0.1	25	60	0.4	0	3,560	0.0	0	171	0.0	11	22	0.5
234	Jessore RWH	Maheshpur	9,000	26,242	0.3	7,805	20,153	0.4	120	46	2.6	750	3,718	0.2	0	48	0.0	0	16	0.0
235	Jessore RWH	Manirampur	33,200	35,906	0.9	11,700	30,179	0.4	340	145	2.3	14,440	7,344	2.0	128	98	1.3	218	25	8.7
236	Jessore RWH	Mohammadpur	11,500	7,570	1.5	3,014	12,328	0.2	25	38	0.7	1,027	1,039	1.0	64	0	0.0	11	10	1.1
237	Jessore RWH	Narail Sadar	2,000	30,610	0.1	11,289	20,754	0.5	93	57	1.6	555	2,416	0.2	0	76	0.0	7	22	0.3
238	Jessore RWH	Shailkupa	1,100	32,748	0.0	3,375	30,724	0.1	10	28	0.4	217	2,035	0.1	64	148	0.4	0	22	0.0
239	Jessore RWH	Shalikha	31,900	6,636	4.8	18,615	9,587	1.9	112	20	5.6	82	671	0.1	0	63	0.0	31	9	3.4
240	Jessore RWH	Sharsha	0	37,449	0.0	1,125	22,225	0.1	0	34	0.0	0	4,089	0.0	0	95	0.0	0	15	0.0
241	Jessore RWH	Sreepur	10,700	14,334	0.7	2,445	13,911	0.2	59	18	3.3	109	1,661	0.1	0	73	0.0	0	12	0.0
242	Khulna RWH	Assasuni	52,500	20,102	2.6	51,300	23,230	2.2	30	17	1.8	2,750	1,524	1.8	236	71	3.3	19	9	2.1
243	Khulna RWH	Bagerhat Sadar	59,400	30,041	2.0	37,800	19,713	1.9	122	71	1.7	4,326	2,485	1.7	425	88	4.8	20	18	1.1
244	Khulna RWH	Batiaghata	32,399	15,437	2.1	27,060	13,120	2.1	138	41	3.4	2,506	1,011	2.5	0	36	0.0	28	7	4.0
245	Khulna RWH	Bhandaria	27,700	12,355	2.2	16,230	7,982	2.0	31	26	1.2	1,551	1,046	1.5	152	48	3.2	16	9	1.8
246	Khulna RWH	Chitalmari	34,200	21,480	1.6	21,720	14,118	1.5	42	10	4.2	2,870	1,561	1.8	64	0	0.0	17	8	2.1
247	Khulna RWH	Dacope	46,400	7,976	5.8	69,435	12,684	5.5	50	5	10.0	1,239	840	1.5	0	66	0.0	17	8	2.1
248	Khulna RWH	Daulatpur	196,300	102,477	1.9	58,125	23,050	2.5	150	55	2.7	12,700	6,397	2.0	0	56	0.0	75	8	9.4
249	Khulna RWH	Debhata	29,200	12,558	2.3	22,890	9,995	2.3	111	7	15.9	1,427	650	2.2	128	31	4.1	15	6	2.5
250	Khulna RWH	Dumuria	289,200	28,252	10.2	172,225	22,408	7.7	155	66	2.3	2,076	2,577	0.8	0	128	0.0	178	20	8.9

SL	Warehouse Name	Upazila Name	Condom			Shukhi			IUD			Injectables			Implant			DDS Kits		
			CBL	AMD	MOS	CBL	AMD	MOS	CBL	AMD	MOS	CBL	AMD	MOS	CBL	AMD	MOS	CBL	AMD	MOS
251	Khulna RWH	Fakirhat	37,300	14,177	2.6	75,180	10,222	7.4	39	21	1.9	0	954	0.0	0	31	0.0	26	12	2.2
252	Khulna RWH	Kachua	34,000	16,567	2.1	17,280	8,805	2.0	40	15	2.7	1,400	852	1.6	0	30	0.0	15	9	1.7
253	Khulna RWH	Kalaroa	74,400	23,909	3.1	31,770	12,199	2.6	92	21	4.4	2,574	1,778	1.4	0	35	0.0	11	16	0.7
254	Khulna RWH	Kaliganj	172,300	25,110	6.9	137,805	20,207	6.8	120	26	4.6	2,390	1,356	1.8	208	51	4.1	102	15	6.8
255	Khulna RWH	Kanthalia	16,200	8,094	2.0	18,660	6,100	3.1	68	21	3.2	1,443	793	1.8	64	12	5.3	15	9	1.7
256	Khulna RWH	Kawkhali	14,800	4,511	3.3	15,805	3,951	4.0	30	20	1.5	1,044	382	2.7	0	27	0.0	19	6	3.2
257	Khulna RWH	Khulna Sadar	89,000	135,590	0.7	23,770	44,957	0.5	200	173	1.2	11,895	6,087	2.0	135	119	1.1	1	4	0.3
258	Khulna RWH	Koyra	42,400	15,464	2.7	45,665	22,448	2.0	81	17	4.8	1,485	743	2.0	128	0	0.0	23	7	3.3
259	Khulna RWH	Mathbaria	89,700	11,981	7.5	135,345	18,465	7.3	141	88	1.6	2,170	1,727	1.3	64	51	1.3	33	17	1.9
260	Khulna RWH	Mollahat	24,300	13,047	1.9	8,340	11,125	0.7	63	17	3.7	1,000	633	1.6	0	11	0.0	11	10	1.1
261	Khulna RWH	Mongla	48,300	25,750	1.9	24,510	12,993	1.9	85	16	5.3	2,573	1,780	1.4	192	19	10.1	7	9	0.8
262	Khulna RWH	Morrelganj	436,400	31,484	13.9	69,060	35,056	2.0	113	54	2.1	5,226	2,442	2.1	42	21	2.0	196	19	10.3
263	Khulna RWH	Nazirpur	22,400	13,006	1.7	23,865	11,704	2.0	125	22	5.7	1,870	1,277	1.5	0	41	0.0	7	10	0.7
264	Khulna RWH	Paikgachha	28,300	14,377	2.0	39,600	20,664	1.9	90	18	5.0	2,600	1,285	2.0	64	72	0.9	23	5	4.6
265	Khulna RWH	Phultala	69,000	25,108	2.7	28,380	7,908	3.6	55	39	1.4	2,130	1,231	1.7	64	31	2.1	7	7	1.0
266	Khulna RWH	Pirojpur Sadar	26,600	12,504	2.1	19,755	9,941	2.0	107	58	1.8	1,528	1,203	1.3	106	58	1.8	14	14	1.0
267	Khulna RWH	Rajapur	27,400	10,421	2.6	15,015	6,537	2.3	38	10	3.8	1,441	757	1.9	0	13	0.0	15	8	1.9
268	Khulna RWH	Rampal	72,900	21,787	3.3	92,065	13,264	6.9	100	21	4.8	925	605	1.5	100	37	2.7	23	11	2.1
269	Khulna RWH	Rupsa	41,300	16,823	2.5	27,450	14,259	1.9	85	29	2.9	2,120	892	2.4	0	38	0.0	12	8	1.5
270	Khulna RWH	Sarankhola	47,500	15,619	3.0	47,790	11,238	4.3	35	21	1.7	2,452	1,294	1.9	36	16	2.3	19	6	3.2
271	Khulna RWH	Satkhira Sadar	60,900	56,226	1.1	56,420	30,406	1.9	158	59	2.7	5,200	4,722	1.1	150	99	1.5	8	22	0.4
272	Khulna RWH	Shyamnagar	126,100	21,623	5.8	167,385	28,350	5.9	104	23	4.5	2,932	1,300	2.3	0	93	0.0	92	14	6.6
273	Khulna RWH	Tala	30,900	17,222	1.8	36,720	19,862	1.8	112	59	1.9	3,542	2,446	1.4	256	83	3.1	20	15	1.3
274	Khulna RWH	Terokhada	41,800	18,348	2.3	48,240	12,720	3.8	70	18	3.9	995	592	1.7	0	31	0.0	33	7	4.7
275	Khulna RWH	Zianagar	9,700	3,526	2.8	10,073	3,965	2.5	73	23	3.2	1,000	619	1.6	128	27	4.7	10	5	2.0

SL	Warehouse Name	Upazila Name	Condom			Shukhi			IUD			Injectables			Implant			DDS Kits		
			CBL	AMD	MOS	CBL	AMD	MOS	CBL	AMD	MOS	CBL	AMD	MOS	CBL	AMD	MOS	CBL	AMD	MOS
276	Kushtia RWH	Alamdanga	40,500	16,747	2.4	32,460	22,110	1.5	50	33	1.5	5,150	3,230	1.6	64	88	0.7	21	15	1.4
277	Kushtia RWH	Bheramara	44,400	28,989	1.5	26,085	12,687	2.1	29	10	2.9	3,700	2,049	1.8	0	35	0.0	2	9	0.2
278	Kushtia RWH	Chuadanga Sadar	1,800	31,756	0.1	150	16,992	0.0	2	42	0.0	285	4,067	0.1	0	80	0.0	0	11	0.0
279	Kushtia RWH	Damurhuda	9,800	23,829	0.4	1,530	13,782	0.1	0	34	0.0	1,650	2,987	0.6	0	66	0.0	0	9	0.0
280	Kushtia RWH	Daulatpur	62,900	49,441	1.3	24,001	26,608	0.9	88	15	5.9	8,180	4,272	1.9	128	0	0.0	18	13	1.4
281	Kushtia RWH	Gangni	29,700	48,805	0.6	16,855	22,264	0.8	53	37	1.4	3,192	5,821	0.5	3	38	0.1	0	10	0.0
282	Kushtia RWH	Jiban Nagar	9,600	15,715	0.6	1,725	11,981	0.1	0	39	0.0	173	2,107	0.1	0	89	0.0	0	6	0.0
283	Kushtia RWH	Khoksa	18,500	20,316	0.9	9,795	9,263	1.1	44	13	3.4	1,110	653	1.7	0	39	0.0	9	7	1.3
284	Kushtia RWH	Kumarkhali	60,780	38,008	1.6	26,676	16,763	1.6	75	18	4.2	6,218	3,226	1.9	128	0	0.0	20	15	1.3
285	Kushtia RWH	Kushtia Sadar	88,400	47,816	1.8	73,610	35,497	2.1	82	67	1.2	10,198	5,498	1.9	263	180	1.5	16	19	0.8
286	Kushtia RWH	Meherpur Sadar	900	37,303	0.0	1,500	12,479	0.1	2	36	0.1	951	3,446	0.3	64	27	2.4	0	9	0.0
287	Kushtia RWH	Mirpur	34,200	27,387	1.2	39,600	19,410	2.0	23	11	2.1	1,903	2,656	0.7	0	24	0.0	4	17	0.2
288	Kushtia RWH	Mujib Nagar	9,900	9,391	1.1	855	3,655	0.2	75	7	10.7	473	1,593	0.3	64	11	5.8	0	6	0.0
289	Mymensingh RWH	Atpara	27,300	10,408	2.6	20,710	14,312	1.4	101	12	8.4	2,293	822	2.8	0	59	0.0	12	7	1.7
290	Mymensingh RWH	Austagram	59,100	19,154	3.1	36,180	13,779	2.6	125	34	3.7	3,140	1,117	2.8	0	47	0.0	8	5	1.6
291	Mymensingh RWH	Bajitpur	42,000	24,047	1.7	30,135	17,022	1.8	137	48	2.9	2,756	1,378	2.0	0	46	0.0	11	12	0.9
292	Mymensingh RWH	Barhatta	29,200	16,472	1.8	31,080	15,893	2.0	127	11	11.5	3,003	1,564	1.9	0	18	0.0	24	11	2.2
293	Mymensingh RWH	Bhairab	98,200	35,284	2.8	62,880	27,301	2.3	272	97	2.8	5,509	2,253	2.4	128	129	1.0	19	7	2.7
294	Mymensingh RWH	Bhaluka	54,400	43,265	1.3	80,460	41,183	2.0	212	90	2.4	4,576	2,208	2.1	320	104	3.1	25	14	1.8
295	Mymensingh RWH	Dharampasha	42,000	22,093	1.9	37,515	17,073	2.2	130	43	3.0	3,500	1,764	2.0	0	15	0.0	21	13	1.6
296	Mymensingh RWH	Dhobaura	44,300	23,073	1.9	42,675	17,862	2.4	109	19	5.7	3,200	1,648	1.9	606	35	17.3	20	11	1.8
297	Mymensingh RWH	Durgapur	49,700	21,717	2.3	32,415	17,792	1.8	130	25	5.2	4,643	2,121	2.2	384	0	0.0	21	11	1.9
298	Mymensingh RWH	Fulbaria	66,400	23,952	2.8	80,085	43,353	1.8	198	62	3.2	3,210	1,725	1.9	0	100	0.0	20	15	1.3
299	Mymensingh RWH	Gaffargaon	57,300	50,337	1.1	72,720	36,755	2.0	142	46	3.1	5,335	2,227	2.4	128	48	2.7	22	17	1.3
300	Mymensingh RWH	Gauripur	39,200	23,177	1.7	52,395	26,743	2.0	160	49	3.3	3,742	2,190	1.7	64	112	0.6	25	13	1.9

SL	Warehouse Name	Upazila Name	Condom			Shukhi			IUD			Injectables			Implant			DDS Kits		
			CBL	AMD	MOS	CBL	AMD	MOS	CBL	AMD	MOS	CBL	AMD	MOS	CBL	AMD	MOS	CBL	AMD	MOS
301	Mymensingh RWH	Haluaghat	60,700	33,729	1.8	70,185	36,048	1.9	188	26	7.2	4,077	2,243	1.8	0	185	0.0	22	14	1.6
302	Mymensingh RWH	Hossainpur	42,900	18,009	2.4	39,300	19,633	2.0	57	46	1.2	3,549	1,405	2.5	128	52	2.5	20	8	2.5
303	Mymensingh RWH	Ishwarganj	47,500	21,954	2.2	72,385	37,810	1.9	216	16	13.5	3,930	1,690	2.3	320	124	2.6	22	12	1.8
304	Mymensingh RWH	Itna	32,200	17,903	1.8	29,605	18,051	1.6	65	32	2.0	1,623	786	2.1	64	37	1.7	12	7	1.7
305	Mymensingh RWH	Kalmakanda	79,500	37,471	2.1	55,845	24,120	2.3	106	21	5.0	2,600	1,464	1.8	72	18	4.0	24	9	2.7
306	Mymensingh RWH	Karimganj	53,200	23,808	2.2	63,365	27,984	2.3	140	45	3.1	3,410	1,547	2.2	128	0	0.0	22	12	1.8
307	Mymensingh RWH	Katiadi	60,500	37,241	1.6	44,820	24,168	1.9	115	50	2.3	5,100	2,587	2.0	64	106	0.6	20	12	1.7
308	Mymensingh RWH	Kendua	40,500	13,273	3.1	32,700	20,921	1.6	171	37	4.6	3,074	1,288	2.4	28	45	0.6	13	15	0.9
309	Mymensingh RWH	Khaliajuri	19,500	7,863	2.5	32,935	6,681	4.9	136	6	22.7	1,010	517	2.0	0	5	0.0	7	4	1.8
310	Mymensingh RWH	Kishoreganj Sadar	69,100	52,448	1.3	61,560	34,262	1.8	203	96	2.1	5,216	2,371	2.2	108	110	1.0	21	15	1.4
311	Mymensingh RWH	Kuliar Char	41,100	16,375	2.5	31,425	15,691	2.0	209	27	7.7	2,936	1,305	2.2	230	85	2.7	16	6	2.7
312	Mymensingh RWH	Madan	27,700	13,190	2.1	38,055	14,589	2.6	94	12	7.8	1,801	765	2.4	64	29	2.2	0	11	0.0
313	Mymensingh RWH	Mithamain	36,000	13,183	2.7	21,615	10,014	2.2	259	12	21.6	823	260	3.2	0	19	0.0	10	4	2.5
314	Mymensingh RWH	Mohanganj	39,100	14,891	2.6	44,075	20,908	2.1	156	36	4.3	3,075	1,240	2.5	0	18	0.0	18	9	2.0
315	Mymensingh RWH	Muktagachha	90,000	44,976	2.0	84,240	51,461	1.6	192	25	7.7	5,126	2,277	2.3	128	112	1.1	20	11	1.8
316	Mymensingh RWH	Mymensingh Sadar	1,046,500	79,804	13.1	136,290	54,204	2.5	257	118	2.2	8,764	3,752	2.3	128	335	0.4	17	21	0.8
317	Mymensingh RWH	Nandail	40,000	16,922	2.4	84,645	56,181	1.5	200	76	2.6	4,676	2,922	1.6	192	241	0.8	1	14	0.1
318	Mymensingh RWH	Netrakona Sadar	78,200	30,682	2.5	70,470	27,339	2.6	150	35	4.3	7,496	2,903	2.6	128	0	0.0	20	19	1.1
319	Mymensingh RWH	Nikli	30,100	13,978	2.2	17,050	10,344	1.6	130	49	2.7	1,959	802	2.4	128	54	2.4	10	7	1.4
320	Mymensingh RWH	Pakundia	60,200	26,252	2.3	34,575	20,085	1.7	101	44	2.3	3,357	1,537	2.2	192	67	2.9	15	12	1.3
321	Mymensingh RWH	Phulpur	52,000	26,048	2.0	41,030	46,664	0.9	153	123	1.2	1,176	1,937	0.6	256	178	1.4	32	25	1.3
322	Mymensingh RWH	Purbadhala	45,800	18,832	2.4	49,155	26,150	1.9	145	36	4.0	5,060	2,622	1.9	0	63	0.0	20	14	1.4
323	Mymensingh RWH	Tarail	62,650	23,138	2.7	31,814	13,640	2.3	114	41	2.8	1,900	797	2.4	0	58	0.0	20	9	2.2
324	Mymensingh RWH	Trishal	56,400	34,784	1.6	62,385	45,993	1.4	249	39	6.4	5,778	2,351	2.5	580	186	3.1	18	16	1.1
325	Noakhali RWH	Begumganj	2,300	30,218	0.1	2,880	17,001	0.2	140	74	1.9	332	2,887	0.1	0	16	0.0	0	17	0.0

SL	Warehouse Name	Upazila Name	Condom			Shukhi			IUD			Injectables			Implant			DDS Kits		
			CBL	AMD	MOS	CBL	AMD	MOS	CBL	AMD	MOS	CBL	AMD	MOS	CBL	AMD	MOS	CBL	AMD	MOS
326	Noakhali RWH	Chatkhil	81,600	6,085	13.4	37,155	5,919	6.3	63	21	3.0	1,137	1,018	1.1	0	0	0.0	2	9	0.2
327	Noakhali RWH	Chhagalnaiya	53,400	8,785	6.1	31,545	7,067	4.5	26	18	1.4	224	1,389	0.2	0	16	0.0	1	6	0.2
328	Noakhali RWH	Companiganj	1,200	17,370	0.1	1,185	9,717	0.1	21	21	1.0	61	1,868	0.0	0	7	0.0	0	11	0.0
329	Noakhali RWH	Daganbhuiyan	8,000	18,001	0.4	7,860	7,557	1.0	59	32	1.8	238	1,652	0.1	30	20	1.5	0	10	0.0
330	Noakhali RWH	Feni Sadar	100	61,327	0.0	1,689	19,242	0.1	0	86	0.0	175	4,363	0.0	20	0	0.0	1	16	0.1
331	Noakhali RWH	Fulgazi	6,800	12,562	0.5	1,050	4,976	0.2	1	21	0.0	200	851	0.2	64	13	4.9	0	7	0.0
332	Noakhali RWH	Hatiya	7,000	19,866	0.4	1,605	16,411	0.1	30	24	1.3	160	3,143	0.1	0	2	0.0	2	11	0.2
333	Noakhali RWH	Kabirhat	2,500	10,754	0.2	2,085	7,835	0.3	64	15	4.3	560	1,396	0.4	50	3	16.7	2	7	0.3
334	Noakhali RWH	Kamalnagar	17,120	13,439	1.3	8,244	7,403	1.1	87	11	7.9	44	3,036	0.0	0	13	0.0	0	6	0.0
335	Noakhali RWH	Lakshmipur Sadar	15,100	29,027	0.5	8,100	19,173	0.4	300	127	2.4	10,040	6,917	1.5	180	0	0.0	5	24	0.2
336	Noakhali RWH	Noakhali Sadar	14,600	47,401	0.3	4,365	17,140	0.3	139	46	3.0	173	4,873	0.0	100	74	1.4	0	17	0.0
337	Noakhali RWH	Parshuram	58,800	10,780	5.5	43,795	5,258	8.3	80	18	4.4	105	954	0.1	0	8	0.0	4	6	0.7
338	Noakhali RWH	Ramganj	900	10,072	0.1	675	7,151	0.1	45	45	1.0	50	2,308	0.0	0	24	0.0	1	9	0.1
339	Noakhali RWH	Ramgati	236,157	6,903	34.2	52,378	8,707	6.0	0	29	0.0	612	3,430	0.2	0	15	0.0	0	11	0.0
340	Noakhali RWH	Roypur	46,200	5,596	8.3	9,855	8,529	1.2	60	47	1.3	72	1,923	0.0	50	0	0.0	1	12	0.1
341	Noakhali RWH	Senbagh	4,300	15,323	0.3	14,235	8,423	1.7	121	19	6.4	60	1,616	0.0	0	19	0.0	1	11	0.1
342	Noakhali RWH	Sonagazi	78,800	17,974	4.4	46,770	9,851	4.7	90	37	2.4	300	2,953	0.1	0	22	0.0	1	13	0.1
343	Noakhali RWH	Sonaimuri	17,500	11,554	1.5	19,275	8,247	2.3	1	16	0.1	25	1,378	0.0	0	4	0.0	0	4	0.0
344	Noakhali RWH	Subarnachar	2,500	17,369	0.1	1,670	8,542	0.2	86	4	21.5	182	1,617	0.1	0	0	0.0	3	8	0.4
345	Pabna RWH	Atgharia	22,700	12,514	1.8	17,460	10,492	1.7	88	24	3.7	348	716	0.5	0	38	0.0	1	7	0.1
346	Pabna RWH	Belkuchi	75,700	49,827	1.5	40,260	25,875	1.6	80	24	3.3	374	2,395	0.2	100	30	3.3	10	9	1.1
347	Pabna RWH	Bera	16,200	17,387	0.9	12,945	17,722	0.7	154	67	2.3	157	1,858	0.1	20	53	0.4	5	12	0.4
348	Pabna RWH	Bhangura	23,000	10,930	2.1	21,645	9,905	2.2	57	16	3.6	337	277	1.2	0	17	0.0	11	8	1.4
349	Pabna RWH	Chatmohar	67,800	34,333	2.0	56,835	29,471	1.9	140	78	1.8	390	1,180	0.3	100	38	2.6	13	15	0.9
350	Pabna RWH	Faridpur	20,400	8,982	2.3	22,665	6,457	3.5	200	39	5.1	2,000	1,443	1.4	0	29	0.0	10	8	1.3

SL	Warehouse Name	Upazila Name	Condom			Shukhi			IUD			Injectables			Implant			DDS Kits		
			CBL	AMD	MOS	CBL	AMD	MOS	CBL	AMD	MOS	CBL	AMD	MOS	CBL	AMD	MOS	CBL	AMD	MOS
351	Pabna RWH	Ishwardi	7,600	40,312	0.2	43,251	19,475	2.2	153	56	2.7	220	2,903	0.1	0	77	0.0	24	11	2.2
352	Pabna RWH	Kamarkhanda	54,200	8,148	0.0	44,535	7,594	0.0	31	8	0.0	0	1,146	0.0	0	0	0.0	14	6	0.0
353	Pabna RWH	Kazipur	76,900	35,638	2.2	57,525	16,738	3.4	200	71	2.8	500	3,043	0.2	0	29	0.0	25	12	2.1
354	Pabna RWH	Pabna Sadar	70,800	63,807	1.1	59,895	42,857	1.4	100	159	0.6	1,500	10,796	0.1	116	119	1.0	2	19	0.1
355	Pabna RWH	Royganj	28,400	19,102	1.5	720	23,255	0.0	10	29	0.3	350	2,594	0.1	0	44	0.0	3	8	0.4
356	Pabna RWH	Santhia	138,000	24,473	5.6	56,550	29,591	1.9	197	68	2.9	230	4,864	0.0	0	54	0.0	2	16	0.1
357	Pabna RWH	Shahjadpur	0	63,546	0.0	20,700	33,191	0.6	0	138	0.0	1	8,846	0.0	0	23	0.0	4	12	0.3
358	Pabna RWH	Sirajganj Sadar	8,500	48,509	0.2	7,170	30,476	0.2	100	35	2.9	0	5,772	0.0	0	20	0.0	0	16	0.0
359	Pabna RWH	Sujanagar	146,200	23,838	6.1	50,445	18,436	2.7	0	106	0.0	0	2,172	0.0	0	15	0.0	0	12	0.0
360	Pabna RWH	Tarash	5,000	18,807	0.3	105	20,183	0.0	1	40	0.0	11	1,372	0.0	0	7	0.0	0	9	0.0
361	Pabna RWH	Ullah Para	1,200	67,922	0.0	9,345	46,795	0.2	71	42	1.7	200	5,685	0.0	0	47	0.0	0	16	0.0
362	Patuakhali RWH	Amtali	25,000	9,477	2.6	54,240	17,281	3.1	100	26	3.8	5,413	2,504	2.2	200	73	2.7	23	12	1.9
363	Patuakhali RWH	Bakerganj	35,400	18,523	1.9	33,030	16,643	2.0	333	58	5.7	7,926	3,414	2.3	136	62	2.2	31	15	2.1
364	Patuakhali RWH	Bamna	9,000	2,642	3.4	10,365	3,490	3.0	70	16	4.4	541	268	2.0	40	44	0.9	6	6	1.0
365	Patuakhali RWH	Barguna Sadar	32,100	11,430	2.8	32,520	14,668	2.2	330	115	2.9	8,150	3,999	2.0	100	85	1.2	20	17	1.2
366	Patuakhali RWH	Bauphal	20,300	7,390	2.7	34,560	15,516	2.2	140	49	2.9	2,050	2,331	0.9	200	0	0.0	11	12	0.9
367	Patuakhali RWH	Betagi	9,600	3,760	2.6	12,780	5,373	2.4	115	36	3.2	2,300	931	2.5	100	27	3.7	17	9	1.9
368	Patuakhali RWH	Dashmina	11,100	2,996	3.7	12,990	6,049	2.1	50	28	1.8	1,867	910	2.1	200	55	3.6	13	8	1.6
369	Patuakhali RWH	Dumki	10,700	2,460	4.3	6,500	2,696	2.4	50	9	5.6	1,367	579	2.4	100	22	4.5	11	6	1.8
370	Patuakhali RWH	Galachipa	31,600	12,481	2.5	55,134	25,061	2.2	58	9	6.4	9,650	4,327	2.2	350	96	3.6	25	14	1.8
371	Patuakhali RWH	Kalapara	27,500	11,022	2.5	30,315	17,051	1.8	80	33	2.4	7,648	3,461	2.2	100	68	1.5	23	8	2.9
372	Patuakhali RWH	Mirzaganj	19,462	8,018	2.4	17,360	7,568	2.3	50	12	4.2	1,415	690	2.1	200	53	3.8	16	8	2.0
373	Patuakhali RWH	Nalchity	23,300	9,071	2.6	18,210	8,844	2.1	113	42	2.7	4,310	1,977	2.2	200	48	4.2	25	15	1.7
374	Patuakhali RWH	Patharghata	600	5,346	0.1	60	8,267	0.0	40	19	2.1	196	1,752	0.1	100	39	2.6	9	11	0.8
375	Patuakhali RWH	Patuakhali Sadar	45,600	16,712	2.7	37,620	17,765	2.1	205	75	2.7	8,416	3,816	2.2	272	95	2.9	26	22	1.2

SL	Warehouse Name	Upazila Name	Condom			Shukhi			IUD			Injectables			Implant			DDS Kits		
			CBL	AMD	MOS	CBL	AMD	MOS	CBL	AMD	MOS	CBL	AMD	MOS	CBL	AMD	MOS	CBL	AMD	MOS
376	Rajshahi RWH	Bagatipara	246,600	13,812	17.9	242,580	8,633	28.1	40	10	4.0	2	515	0.0	0	61	0.0	53	7	7.6
377	Rajshahi RWH	Bagha	39,600	23,689	1.7	8,685	11,505	0.8	21	3	7.0	1,163	2,164	0.5	0	27	0.0	5	7	0.7
378	Rajshahi RWH	Baghmara	223,100	58,112	3.8	391,410	33,426	11.7	180	67	2.7	6,519	2,943	2.2	0	71	0.0	35	18	1.9
379	Rajshahi RWH	Baraigram	500	36,812	0.0	310,170	23,578	13.2	38	40	1.0	0	3,041	0.0	0	111	0.0	6	9	0.7
380	Rajshahi RWH	Bholahat	37,500	6,820	5.5	40,650	5,316	7.6	30	7	4.3	502	735	0.7	0	12	0.0	7	5	1.4
381	Rajshahi RWH	Boalia	179,500	102,199	1.8	18,810	11,045	1.7	110	26	4.2	5,750	3,545	1.6	0	176	0.0	13	6	2.2
382	Rajshahi RWH	Chapai Nababganj Sadar	136,800	50,863	2.7	49,530	21,970	2.3	111	39	2.8	11,973	4,363	2.7	0	16	0.0	33	21	1.6
383	Rajshahi RWH	Charghat	22,800	24,924	0.9	213,735	14,622	14.6	14	26	0.5	400	1,805	0.2	0	45	0.0	6	9	0.7
384	Rajshahi RWH	Durgapur	0	22,089	0.0	161,340	10,253	15.7	36	8	4.5	0	910	0.0	0	0	0.0	13	9	1.4
385	Rajshahi RWH	Godagari	110,000	36,374	3.0	635,025	23,751	26.7	47	54	0.9	4,259	3,680	1.2	0	29	0.0	5	9	0.6
386	Rajshahi RWH	Gomastapur	11,900	23,785	0.5	7,350	15,591	0.5	51	15	3.4	1,685	1,677	1.0	0	8	0.0	13	10	1.3
387	Rajshahi RWH	Gurudaspur	0	25,622	0.0	456,425	20,547	22.2	50	10	5.0	0	1,524	0.0	0	0	0.0	1	8	0.1
388	Rajshahi RWH	Lalpur	3,102	24,417	0.1	392,835	20,636	19.0	25	21	1.2	654	2,320	0.3	0	89	0.0	0	14	0.0
389	Rajshahi RWH	Mohanpur	47,600	20,666	2.3	380,415	14,442	26.3	107	8	13.4	6,500	2,200	3.0	0	0	0.0	25	8	3.1
390	Rajshahi RWH	Nachole	5,800	10,517	0.6	3,540	7,034	0.5	59	2	29.5	1,300	1,361	1.0	0	17	0.0	8	6	1.3
391	Rajshahi RWH	Natore Sadar	6,300	45,764	0.1	24,855	24,624	1.0	0	96	0.0	3	2,159	0.0	0	120	0.0	7	19	0.4
392	Rajshahi RWH	Paba	21,000	43,415	0.5	7,410	16,533	0.4	1	22	0.0	550	3,985	0.1	0	39	0.0	7	12	0.6
393	Rajshahi RWH	Puthia	18,200	29,156	0.6	7,470	14,947	0.5	12	5	2.4	2,137	1,720	1.2	0	32	0.0	1	6	0.2
394	Rajshahi RWH	Shibganj	12,800	38,065	0.3	22,170	26,715	0.8	45	31	1.5	404	3,325	0.1	0	0	0.0	13	13	1.0
395	Rajshahi RWH	Singra	142,600	44,641	3.2	387,720	38,220	10.1	110	26	4.2	6,325	2,651	2.4	200	120	1.7	29	15	1.9
396	Rajshahi RWH	Tanore	17,200	15,019	1.1	569,910	15,281	37.3	0	31	0.0	433	1,213	0.4	0	178	0.0	0	9	0.0
397	Rangamati RWH	Baghaichhari	36,200	9,247	3.9	21,169	6,548	3.2	38	11	3.5	3,651	419	8.7	112	20	5.6	8	6	1.3
398	Rangamati RWH	Barkal	20,400	3,961	5.2	8,250	3,045	2.7	53	5	10.6	854	406	2.1	0	0	0.0	1	4	0.3
399	Rangamati RWH	Belai Chhari	9,000	1,466	6.1	13,650	2,389	5.7	67	2	33.5	1,968	137	14.4	0	0	0.0	22	3	7.3
400	Rangamati RWH	Jurai Chhari	32,000	2,026	15.8	20,175	2,105	9.6	52	4	13.0	1,979	138	14.3	50	0	0.0	25	3	8.3

SL	Warehouse Name	Upazila Name	Condom			Shukhi			IUD			Injectables			Implant			DDS Kits		
			CBL	AMD	MOS	CBL	AMD	MOS	CBL	AMD	MOS	CBL	AMD	MOS	CBL	AMD	MOS	CBL	AMD	MOS
401	Rangamati RWH	Kaptai	15,400	6,659	2.3	31,200	2,785	11.2	92	6	15.3	596	401	1.5	100	16	6.3	22	6	3.7
402	Rangamati RWH	Kawkhali (betbunia)	24,100	5,372	4.5	36,060	3,316	10.9	96	13	7.4	1,741	552	3.2	135	22	6.1	20	1	20.0
403	Rangamati RWH	Langadu	41,800	10,691	3.9	23,760	6,201	3.8	38	10	3.8	4,853	632	7.7	122	50	2.4	30	10	3.0
404	Rangamati RWH	Naniarchar	20,500	6,190	3.3	24,867	4,542	5.5	47	4	11.8	2,135	264	8.1	15	0	0.0	13	4	3.3
405	Rangamati RWH	Rajasthali	56,500	2,207	25.6	31,455	1,798	17.5	35	3	11.7	2,413	161	15.0	108	16	6.8	23	4	5.8
406	Rangamati RWH	Rangamati Sadar	55,100	12,815	4.3	51,750	6,440	8.0	99	59	1.7	4,960	712	7.0	100	68	1.5	27	10	2.7
407	Rangpur RWH	Aditmari	30,200	16,582	1.8	34,525	16,460	2.1	56	39	1.4	3,234	2,876	1.1	0	124	0.0	17	12	1.4
408	Rangpur RWH	Badarganj	24,200	11,474	2.1	308,160	21,948	14.0	110	23	4.8	3,235	2,283	1.4	640	90	7.1	113	11	10.3
409	Rangpur RWH	Bhurungamari	147,400	31,089	4.7	387,265	32,423	11.9	106	18	5.9	4,209	3,740	1.1	320	95	3.4	119	13	9.2
410	Rangpur RWH	Chilmari	22,700	10,907	2.1	326,490	17,876	18.3	51	26	2.0	1,133	1,341	0.8	0	62	0.0	33	7	4.7
411	Rangpur RWH	Dimla	24,300	7,866	3.1	373,605	23,506	15.9	74	47	1.6	3,186	3,102	1.0	0	0	0.0	111	12	9.3
412	Rangpur RWH	Domar	17,500	8,681	2.0	511,400	19,404	26.4	107	36	3.0	3,059	2,570	1.2	0	82	0.0	16	14	1.1
413	Rangpur RWH	Fulchhari	15,400	18,579	0.8	25,995	14,938	1.7	96	45	2.1	2,868	2,770	1.0	0	7	0.0	13	8	1.6
414	Rangpur RWH	Gaibandha Sadar	30,600	23,284	1.3	53,790	33,583	1.6	50	46	1.1	4,257	5,005	0.9	0	376	0.0	20	20	1.0
415	Rangpur RWH	Gangachara	30,000	11,743	2.6	472,740	27,930	16.9	110	34	3.2	5,000	4,578	1.1	0	162	0.0	75	29	2.6
416	Rangpur RWH	Gobindaganj	69,100	44,428	1.6	551,130	46,949	11.7	124	60	2.1	4,438	4,717	0.9	448	207	2.2	60	22	2.7
417	Rangpur RWH	Hatibandha	30,500	19,569	1.6	207,060	19,930	10.4	130	54	2.4	3,000	2,774	1.1	520	147	3.5	92	13	7.1
418	Rangpur RWH	Jaldhaka	43,900	19,206	2.3	425,280	34,256	12.4	161	77	2.1	4,435	4,131	1.1	0	169	0.0	115	14	8.2
419	Rangpur RWH	Kaliganj	56,100	8,715	6.4	189,150	17,259	11.0	95	35	2.7	3,366	2,432	1.4	128	72	1.8	48	12	4.0
420	Rangpur RWH	Kaunia	25,400	16,018	1.6	26,070	16,093	1.6	155	59	2.6	4,100	3,855	1.1	0	86	0.0	15	7	2.1
421	Rangpur RWH	Kishoreganj	24,000	6,176	3.9	51,825	24,414	2.1	153	57	2.7	2,780	3,101	0.9	0	112	0.0	14	17	0.8
422	Rangpur RWH	Kurigam Sadar	21,000	13,704	1.5	50,748	26,420	1.9	25	15	1.7	3,452	4,837	0.7	200	70	2.9	17	12	1.4
423	Rangpur RWH	Lalmonirhat Sadar	30,800	14,529	2.1	40,000	20,498	2.0	100	26	3.8	6,351	5,088	1.2	0	114	0.0	20	14	1.4
424	Rangpur RWH	Mitha Pukur	41,200	29,619	1.4	71,130	42,633	1.7	125	32	3.9	3,875	4,623	0.8	512	223	2.3	30	21	1.4
425	Rangpur RWH	Nageshwari	122,400	13,049	9.4	279,870	48,857	5.7	237	23	10.3	6,323	6,312	1.0	0	133	0.0	88	12	7.3



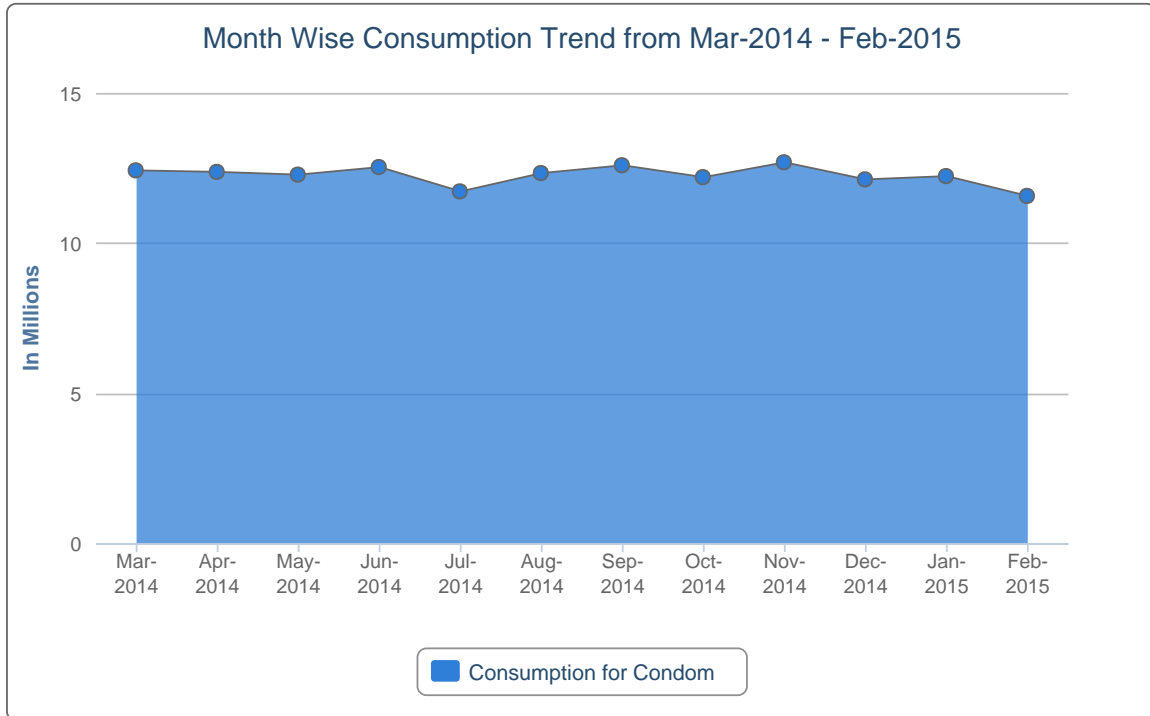
SL	Warehouse Name	Upazila Name	Condom			Shukhi			IUD			Injectables			Implant			DDS Kits		
			CBL	AMD	MOS	CBL	AMD	MOS	CBL	AMD	MOS	CBL	AMD	MOS	CBL	AMD	MOS	CBL	AMD	MOS
426	Rangpur RWH	Nilphamari Sadar	32,900	17,371	1.9	78,540	41,007	1.9	244	148	1.6	5,709	4,655	1.2	320	92	3.5	32	21	1.5
427	Rangpur RWH	Palashbari	29,800	10,933	2.7	53,085	20,483	2.6	172	60	2.9	5,676	2,879	2.0	192	135	1.4	25	9	2.8
428	Rangpur RWH	Patgram	67,600	8,372	8.1	231,090	15,361	15.0	61	16	3.8	3,250	2,110	1.5	0	49	0.0	17	8	2.1
429	Rangpur RWH	Phulbari	23,600	8,821	2.7	301,595	15,071	20.0	84	32	2.6	4,400	2,628	1.7	0	71	0.0	37	8	4.6
430	Rangpur RWH	Pirgachha	56,300	28,715	2.0	60,345	29,230	2.1	168	80	2.1	4,800	4,965	1.0	0	58	0.0	17	12	1.4
431	Rangpur RWH	Pirganj	59,200	35,638	1.7	298,965	39,868	7.5	80	52	1.5	4,444	4,661	1.0	192	65	3.0	104	21	5.0
432	Rangpur RWH	Rajarhat	37,200	18,599	2.0	31,320	17,460	1.8	123	35	3.5	3,314	3,299	1.0	0	82	0.0	21	8	2.6
433	Rangpur RWH	Rangpur Sadar	68,000	39,477	1.7	57,400	36,606	1.6	179	82	2.2	9,600	7,376	1.3	0	318	0.0	27	20	1.4
434	Rangpur RWH	Sadullapur	40,700	31,187	1.3	327,650	25,943	12.6	180	70	2.6	4,192	4,082	1.0	0	128	0.0	115	16	7.2
435	Rangpur RWH	Saghata	14,000	11,782	1.2	40,545	25,292	1.6	153	56	2.7	2,415	1,907	1.3	128	67	1.9	20	12	1.7
436	Rangpur RWH	Saidpur	50,200	21,379	2.3	33,060	16,812	2.0	117	36	3.3	2,083	2,142	1.0	0	90	0.0	12	9	1.3
437	Rangpur RWH	Sundarganj	41,500	36,754	1.1	73,756	45,908	1.6	443	200	2.2	12,008	6,640	1.8	256	273	0.9	25	18	1.4
438	Rangpur RWH	Taraganj	18,300	8,584	2.1	26,152	12,330	2.1	93	11	8.5	2,059	1,330	1.5	0	89	0.0	10	7	1.4
439	Rangpur RWH	Ulipur	27,100	18,028	1.5	268,175	45,826	5.9	110	44	2.5	6,654	6,358	1.0	320	82	3.9	41	15	2.7
440	Sylhet RWH	Ajmiriganj	56,100	3,108	18.1	1,725	5,668	0.3	220	6	36.7	335	364	0.9	47	4	11.8	0	5	0.0
441	Sylhet RWH	Bahubal	46,700	11,375	4.1	10,382	8,671	1.2	134	14	9.6	497	613	0.8	0	25	0.0	4	9	0.4
442	Sylhet RWH	Balaganj	80,700	47,748	1.7	38,055	13,292	2.9	29	38	0.8	220	2,434	0.1	0	43	0.0	19	15	1.3
443	Sylhet RWH	Baniachong	123,800	23,458	5.3	48,855	15,417	3.2	206	12	17.2	1,023	1,033	1.0	0	4	0.0	20	15	1.3
444	Sylhet RWH	Barlekha	52,000	12,150	4.3	34,665	10,321	3.4	70	28	2.5	525	770	0.7	30	50	0.6	5	8	0.6
445	Sylhet RWH	Beani Bazar	67,000	27,034	2.5	45,050	8,001	5.6	1	72	0.0	1,340	774	1.7	5	20	0.3	8	11	0.7
446	Sylhet RWH	Bishwambarpur	46,198	8,346	5.5	22,610	8,470	2.7	116	20	5.8	1,384	519	2.7	0	36	0.0	28	6	4.7
447	Sylhet RWH	Bishwanath	44,600	12,268	3.6	46,830	5,349	8.8	120	32	3.8	1,496	627	2.4	64	25	2.6	15	8	1.9
448	Sylhet RWH	Chhatak	65,300	18,553	3.5	23,985	11,371	2.1	0	91	0.0	2,760	765	3.6	10	9	1.1	8	13	0.6
449	Sylhet RWH	Chunarughat	113,200	15,015	7.5	885	19,103	0.0	104	12	8.7	35	1,386	0.0	200	6	33.3	0	12	0.0
450	Sylhet RWH	Companiganj	47,200	16,218	2.9	18,345	7,734	2.4	84	28	3.0	508	1,464	0.3	2	29	0.1	6	4	1.5

SL	Warehouse Name	Upazila Name	Condom			Shukhi			IUD			Injectables			Implant			DDS Kits		
			CBL	AMD	MOS	CBL	AMD	MOS	CBL	AMD	MOS	CBL	AMD	MOS	CBL	AMD	MOS	CBL	AMD	MOS
451	Sylhet RWH	Dakshin Sunamganj	70,400	12,510	5.6	38,715	8,440	4.6	34	24	1.4	102	744	0.1	0	19	0.0	1	11	0.1
452	Sylhet RWH	Dakshin Surma	48,300	45,338	1.1	20,370	14,820	1.4	42	25	1.7	1,025	1,454	0.7	50	6	8.3	6	8	0.8
453	Sylhet RWH	Derai	31,800	40,297	0.8	17,432	14,264	1.2	75	32	2.3	374	983	0.4	100	24	4.2	8	6	1.3
454	Sylhet RWH	Dowarabazar	93,400	12,331	7.6	25,770	13,758	1.9	124	17	7.3	1,661	1,471	1.1	0	21	0.0	3	8	0.4
455	Sylhet RWH	Fenchuganj	40,600	10,690	3.8	92,865	4,246	21.9	155	12	12.9	831	428	1.9	30	12	2.5	4	3	1.3
456	Sylhet RWH	Golapganj	9,400	34,692	0.3	27,192	9,151	3.0	216	54	4.0	2,530	895	2.8	252	56	4.5	6	13	0.5
457	Sylhet RWH	Gowainghat	51,400	21,372	2.4	29,475	10,866	2.7	2	40	0.1	132	2,641	0.0	116	28	4.1	1	9	0.1
458	Sylhet RWH	Habiganj Sadar	54,500	27,191	2.0	34,100	15,929	2.1	5	46	0.1	32	1,807	0.0	0	36	0.0	10	18	0.6
459	Sylhet RWH	Jagannathpur	58,000	15,627	3.7	21,685	8,964	2.4	90	27	3.3	1,568	347	4.5	0	25	0.0	4	8	0.5
460	Sylhet RWH	Jaintiapur	64,600	27,009	2.4	15,480	7,449	2.1	205	70	2.9	4,211	2,371	1.8	200	21	9.5	14	9	1.6
461	Sylhet RWH	Jamalganj	37,000	16,166	2.3	35,195	11,102	3.2	155	27	5.7	2,245	1,321	1.7	0	17	0.0	7	6	1.2
462	Sylhet RWH	Juri	66,900	8,466	7.9	28,850	6,247	4.6	0	54	0.0	750	535	1.4	0	34	0.0	3	8	0.4
463	Sylhet RWH	Kamalganj	72,100	18,925	3.8	31,065	18,138	1.7	60	53	1.1	90	1,615	0.1	0	29	0.0	0	11	0.0
464	Sylhet RWH	Kanaighat	36,500	36,992	1.0	27,516	12,168	2.3	0	40	0.0	78	2,455	0.0	0	22	0.0	12	12	1.0
465	Sylhet RWH	Kulaura	91,800	17,806	5.2	27,900	12,961	2.2	48	40	1.2	0	2,820	0.0	0	62	0.0	10	8	1.3
466	Sylhet RWH	Lakhai	58,800	7,533	7.8	25,650	8,710	2.9	136	8	17.0	336	499	0.7	60	0	0.0	0	8	0.0
467	Sylhet RWH	Madhabpur	135,500	14,543	9.3	7,410	19,162	0.4	138	23	6.0	1,874	958	2.0	0	33	0.0	1	11	0.1
468	Sylhet RWH	Maulvibazar Sadar	525,300	15,251	34.4	138,280	11,957	11.6	25	59	0.4	215	1,532	0.1	0	43	0.0	0	14	0.0
469	Sylhet RWH	Nabiganj	64,800	10,278	6.3	23,010	15,997	1.4	155	36	4.3	3,300	762	4.3	0	42	0.0	13	9	1.4
470	Sylhet RWH	Rajnagar	52,100	10,083	5.2	26,980	10,014	2.7	8	43	0.2	500	1,986	0.3	16	54	0.3	4	11	0.4
471	Sylhet RWH	Sreemangal	78,700	22,171	3.5	6,960	16,557	0.4	3	58	0.1	140	2,016	0.1	100	65	1.5	1	13	0.1
472	Sylhet RWH	Sulla	55,100	14,577	3.8	50,565	6,745	7.5	160	16	10.0	40	376	0.1	60	11	5.5	22	4	5.5
473	Sylhet RWH	Sunamganj Sadar	59,600	19,708	3.0	29,535	12,981	2.3	87	43	2.0	39	1,595	0.0	0	65	0.0	3	9	0.3
474	Sylhet RWH	Sylhet Sadar	135,300	70,423	1.9	206,800	47,900	4.3	499	77	6.5	13,218	7,040	1.9	308	288	1.1	53	9	5.9
475	Sylhet RWH	Tahirpur	160,800	23,483	6.8	54,580	13,973	3.9	142	39	3.6	1,209	714	1.7	0	44	0.0	0	11	0.0

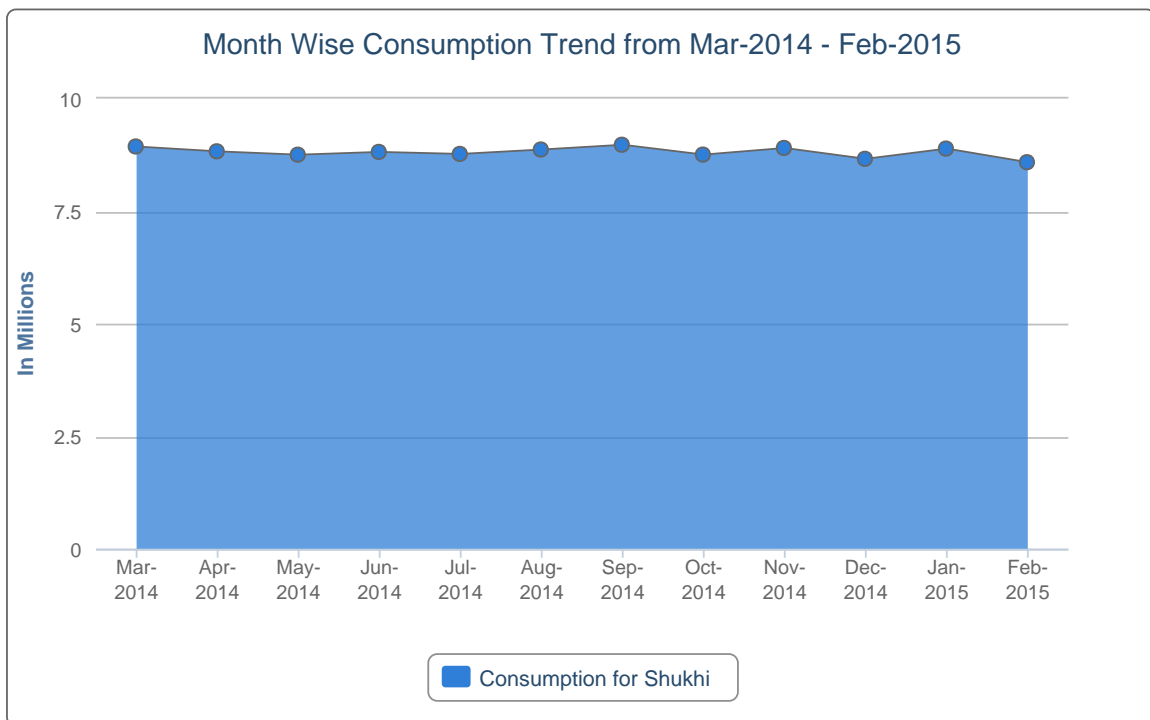
SL	Warehouse Name	Upazila Name	Condom			Shukhi			IUD			Injectables			Implant			DDS Kits		
			CBL	AMD	MOS	CBL	AMD	MOS	CBL	AMD	MOS	CBL	AMD	MOS	CBL	AMD	MOS	CBL	AMD	MOS
476	Sylhet RWH	Zakiganj	23,700	54,241	0.4	24,840	12,162	2.0	60	33	1.8	608	1,546	0.4	30	44	0.7	5	8	0.6
477	Tangail RWH	Basail	138,760	52,210	2.7	258,607	14,928	17.3	17	38	0.4	9,364	1,381	6.8	0	58	0.0	48	8	6.0
478	Tangail RWH	Bhuapur	264,300	30,109	8.8	302,313	22,851	13.2	93	28	3.3	4,483	1,988	2.3	0	62	0.0	36	10	3.6
479	Tangail RWH	Chauhali	33,230	21,035	1.6	38,960	9,445	4.1	166	28	5.9	5,292	1,138	4.7	156	13	12.0	24	12	2.0
480	Tangail RWH	Delduar	444,000	46,765	9.5	272,535	24,231	11.2	170	37	4.6	8,210	1,667	4.9	128	48	2.7	42	12	3.5
481	Tangail RWH	Ghatail	91,500	59,273	1.5	83,925	43,663	1.9	90	47	1.9	4,350	3,795	1.1	320	66	4.8	35	16	2.2
482	Tangail RWH	Gopalpur	304,100	26,454	11.5	319,095	20,025	15.9	64	28	2.3	3,048	2,344	1.3	320	53	6.0	33	14	2.4
483	Tangail RWH	Kalihati	124,900	64,898	1.9	205,590	46,910	4.4	80	64	1.3	6,000	5,111	1.2	128	99	1.3	27	17	1.6
484	Tangail RWH	Madhupur	251,600	41,860	6.0	103,680	55,857	1.9	126	28	4.5	6,540	5,053	1.3	512	96	5.3	20	17	1.2
485	Tangail RWH	Mirzapur	8,390	32,575	0.3	2,130	34,412	0.1	112	50	2.2	7,179	1,054	6.8	0	38	0.0	2	16	0.1
486	Tangail RWH	Nagarpur	69,400	31,010	2.2	68,205	27,242	2.5	108	70	1.5	3,638	2,286	1.6	512	103	5.0	35	11	3.2
487	Tangail RWH	Sakhipur	30,740	25,581	1.2	21,033	29,732	0.7	152	23	6.6	4,980	1,005	5.0	256	50	5.1	11	6	1.8
488	Tangail RWH	Tangail Sadar	90,000	70,131	1.3	52,380	34,058	1.5	323	67	4.8	6,811	4,722	1.4	512	0	0.0	30	20	1.5

## 7. Month-wise Consumption Trend

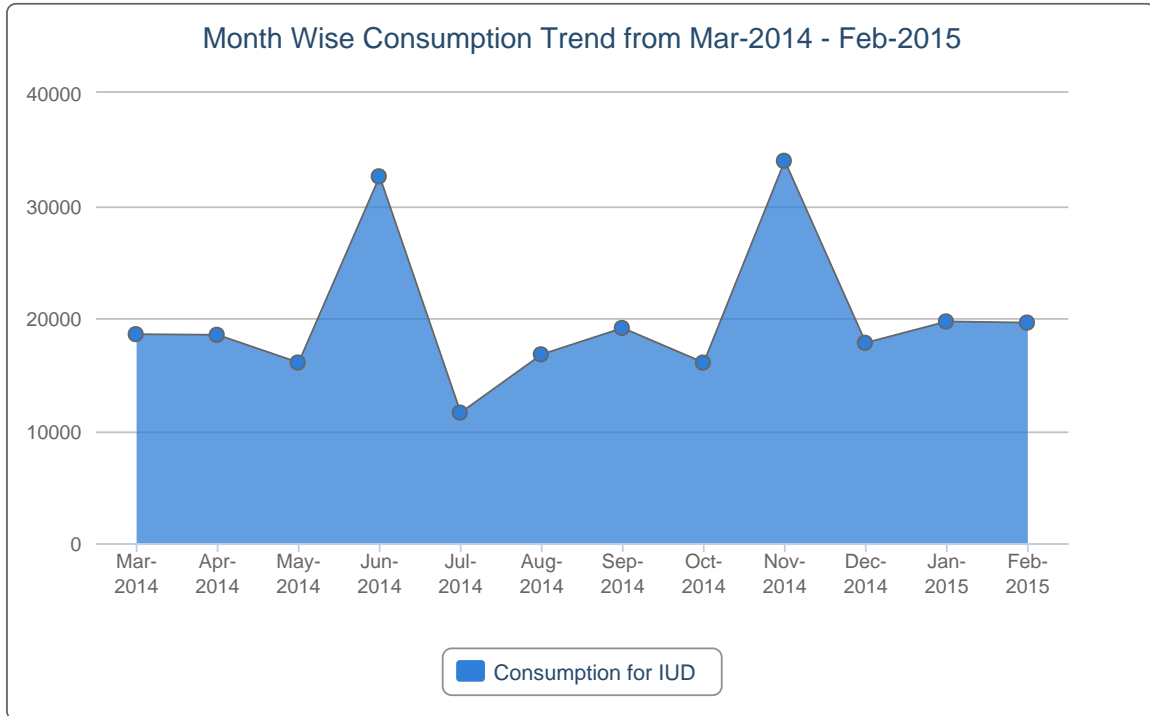
7(a).



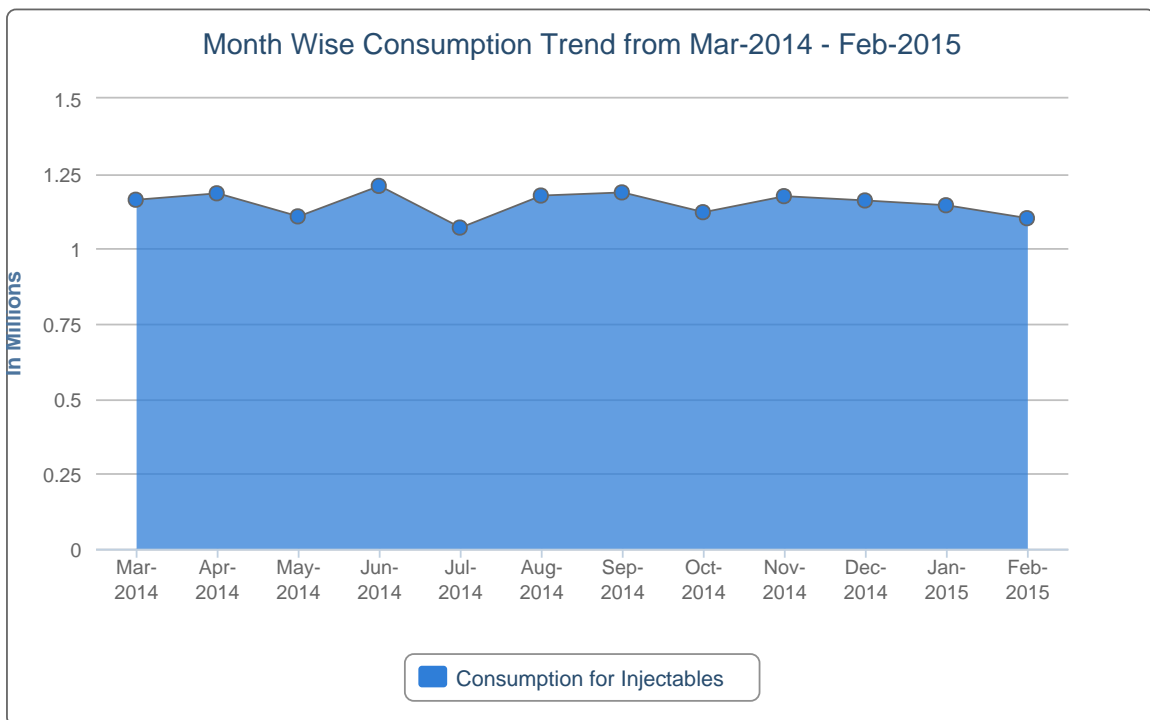
7(b).



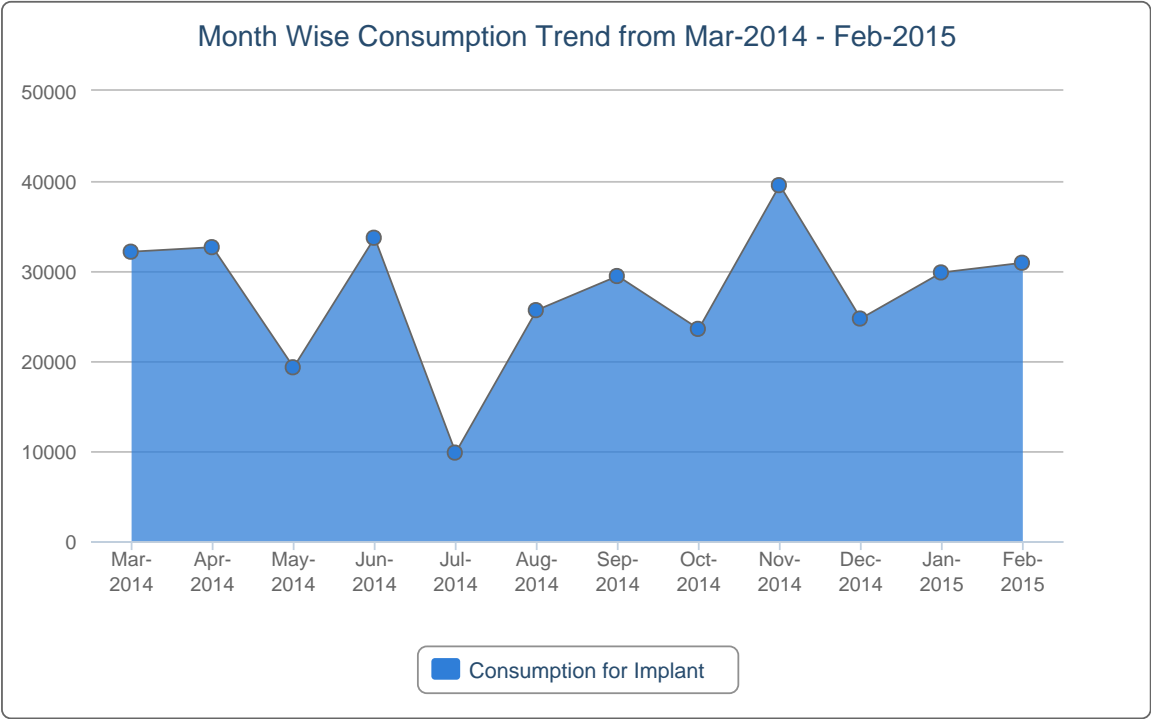
7(c).



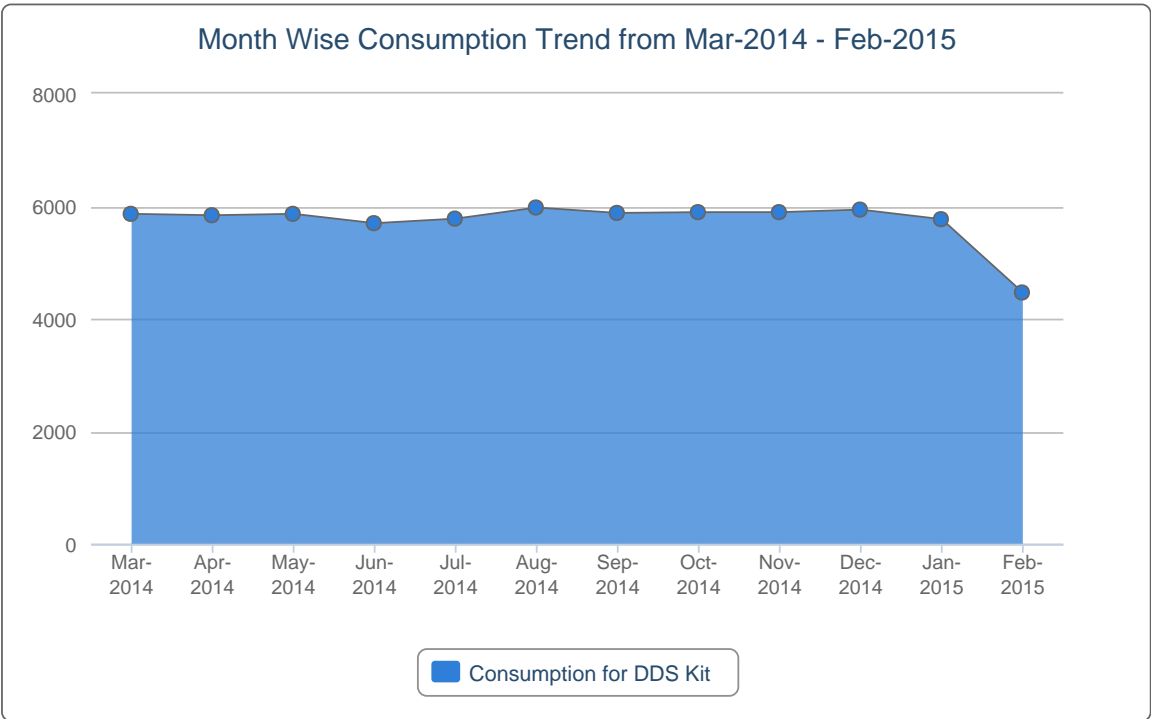
7(d).



7(e).



7(f).



## 8. Report on Upazila and Warehouse Having Stock Out in last month

SL	Products Name	No of Stockout WH	% of Stockout WH	No of Stockout Upazila Store	% of Stockout Upazila Store	No of Stockout Upazila Field	% of Stockout Upazila Field
1	Condom	1	5%	5	1%	0	0%
2	Shukhi	0	0%	1	0%	0	0%
3	IUD	0	0%	20	4%	0	0%
4	Injectables	0	0%	13	3%	0	0%
5	Implant	0	0%	0	0%	8	2%
6	DDS Kits	0	0%	61	13%	0	0%

### List of Stock Out Warehouse

SL	Commodity	Warehouse	Phone
1	Condom	Bhola RWH	0491-62954; Mobile:

### List of StockOut Upazilas

Commodity	Warehouse	District	Upazila	Phone
<b>Condom</b>	Dhaka CWH	Narayanganj	Bandar, Narayanganj	01715028167
	Jessore RWH	Jessore	Sharsha, Jessore	01718-470208
	Pabna RWH	Sirajganj	Shahjadpur, Sirajganj	01552-384407
	Rajshahi RWH	Natore	Gurudaspur, Natore	01712897122
	Rajshahi RWH	Rajshahi	Durgapur, Rajshahi	01729599438
<b>Shukhi</b>	Comilla RWH	Comilla	Burichang, Comilla	01711798082
<b>IUD</b>	Bogra RWH	Bogra	Sherpur, Bogra	01712470308
	Bogra RWH	Naogaon	Manda, Naogaon	01726560161
	Comilla RWH	Comilla	Daudkandi, Comilla	01711172322
	Comilla RWH	Comilla	Laksam, Comilla	01711152427
	Dinajpur RWH	Dinajpur	Kaharole, Dinajpur	01716491477
	Faridpur RWH	Rajbari	Rajbari Sadar, Rajbari	01716-319847
	Jamalpur RWH	Sherpur	Nakla, Sherpur	01711026293
	Jamalpur RWH	Sherpur	Sherpur Sadar, Sherpur	01712150967
	Jessore RWH	Jessore	Sharsha, Jessore	01718-470208
	Kushtia RWH	Chuadanga	Damurhuda, Chuadanga	01712-540976
	Kushtia RWH	Chuadanga	Jiban Nagar, Chuadanga	01712-484953
	Noakhali RWH	Feni	Feni Sadar, Feni	01712080011
	Noakhali RWH	Lakshmipur	Ramgati, Lakshmipur	01735-004073
	Pabna RWH	Pabna	Sujanagar, Pabna	01715-059129
	Pabna RWH	Sirajganj	Shahjadpur, Sirajganj	01552-384407
	Rajshahi RWH	Natore	Natore Sadar, Natore	01716251112
	Rajshahi RWH	Rajshahi	Tanore, Rajshahi	01712567151
Sylhet RWH	Moulavibazar	Juri, Maulvibazar	01715389142	
Sylhet RWH	Sunamganj	Chhatak, Sunamganj	01917102532	

	Sylhet RWH	Sylhet	Kanaighat, Sylhet	01199303670
<b>Injectables</b>	Bogra RWH	Bogra	Gabtali, Bogra	01716214846
	Comilla RWH	Brahmanbaria	Brahmanbaria Sadar, Brahmanbaria	01558364054
	Dhaka CWH	Manikganj	Singair, Manikganj	01557-054957
	Jessore RWH	Jessore	Sharsha, Jessore	01718-470208
	Jessore RWH	Magura	Magura Sadar, Magura	01716-407360
	Khulna RWH	Bagerhat	Fakirhat, Bagerhat	01710-902229, 01919-848581
	Pabna RWH	Pabna	Sujanagar, Pabna	01715-059129
	Pabna RWH	Sirajganj	Kamarkhanda, Sirajganj	01716-960509
	Pabna RWH	Sirajganj	Sirajganj Sadar, Sirajganj	01718-360861
	Rajshahi RWH	Natore	Baraigram, Natore	01747336133
	Rajshahi RWH	Natore	Gurudaspur, Natore	01712897122
	Rajshahi RWH	Rajshahi	Durgapur, Rajshahi	01729599438
	Sylhet RWH	Moulavibazar	Kulaura, Maulvibazar	01710890842
	<b>DDS Kits</b>	Bogra RWH	Bogra	Shajahanpur, Bogra
Bogra RWH		Naogaon	Raninagar, Naogaon	01913286025
Chittagong RWH		Chittagong	Hathazari, Chittagong	01818545601
Comilla RWH		Brahmanbaria	Kasba, Brahmanbaria	01722651394
Comilla RWH		Chandpur	Chandpur Sadar, Chandpur	01716271042
Comilla RWH		Chandpur	Kachua, Chandpur	01815580614
Comilla RWH		Comilla	Chandina, Comilla	01711172322
Comilla RWH		Comilla	Comilla Sadar Dakshin , Comilla	01711806467
Comilla RWH		Comilla	Daudkandi, Comilla	01711172322
Comilla RWH		Comilla	Laksam, Comilla	01711152427
Comilla RWH		Comilla	Muradnagar, Comilla	01712180835
Dhaka CWH		Dhaka	Keraniganj, Dhaka	01711161931
Dhaka CWH		Gazipur	Kaliakair, Gazipur	01711230672
Dhaka CWH		Gazipur	Kaliganj, Gazipur	01672049970
Dhaka CWH		Gazipur	Tongi, Dhaka	01726-175775
Dhaka CWH		Manikganj	Ghior, Manikganj	01670-633233
Dhaka CWH		Narayanganj	Bandar, Narayanganj	01715028167
Dhaka CWH		Narayanganj	Rupganj, Narayanganj	01762694608
Dhaka CWH		Narayanganj	Sonargaon, Narayanganj	01913788698
Dhaka CWH		Narsingdi	Roypura, Narsingdi	01914-099999
Dhaka CWH		Narsingdi	Shibpur, Narsingdi	01918653533
Dinajpur RWH		Dinajpur	Biral, Dinajpur	01718843547
Dinajpur RWH		Thakurgaon	Pirganj, Thakurgaon	01721843738
Faridpur RWH		Jhalokati	Jhalokati Sadar, Jhalokati	01718-203504
Jessore RWH		Jessore	Sharsha, Jessore	01718-470208
Jessore RWH		Jhenaidah	Harinakunda, Jhenaidah	01718-066033



Jessore RWH	Jhenaidah	Jhenaidah Sadar, Jhenaidah	01712-789771
Jessore RWH	Jhenaidah	Kaliganj, Jhenaidah	01711-935251
Jessore RWH	Jhenaidah	Kotchandpur, Jhenaidah	01716-339306
Jessore RWH	Jhenaidah	Maheshpur, Jhenaidah	01726-072158
Jessore RWH	Jhenaidah	Shailkupa, Jhenaidah	01712-766601
Jessore RWH	Magura	Sreepur, Magura	01710-328895
Jessore RWH	Narail	Kalia, Narail	01911-139490
Jessore RWH	Narail	Lohagara, Narail	01716 381122
Kushtia RWH	Chuadanga	Chuadanga Sadar, Chuadanga	01711-149975
Kushtia RWH	Chuadanga	Damurhuda, Chuadanga	01712-540976
Kushtia RWH	Chuadanga	Jiban Nagar, Chuadanga	01712-484953
Kushtia RWH	Meherpur	Gangni, Meherpur	01712-137050
Kushtia RWH	Meherpur	Meherpur Sadar, Meherpur	01715-380408
Kushtia RWH	Meherpur	Mujib Nagar, Meherpur	01715-380408
Mymensingh RWH	Netrakona	Madan, Netrakona	01917101710
Noakhali RWH	Feni	Daganbhuiyan, Feni	01771433550
Noakhali RWH	Feni	Fulgazi, Feni	01712080011
Noakhali RWH	Laksmipur	Kamalnagar, Lakshmipur	0173611083
Noakhali RWH	Laksmipur	Ramgati, Lakshmipur	01735-004073
Noakhali RWH	Noakhali	Begumganj, Noakhali	01712962775
Noakhali RWH	Noakhali	Companiganj, Noakhali	01712383775
Noakhali RWH	Noakhali	Noakhali Sadar, Noakhali	01711375054
Noakhali RWH	Noakhali	Sonaimuri, Noakhali	01726264677
Pabna RWH	Pabna	Sujanagar, Pabna	01715-059129
Pabna RWH	Sirajganj	Sirajganj Sadar, Sirajganj	01718-360861
Pabna RWH	Sirajganj	Tarash, Sirajganj	01735-622888
Pabna RWH	Sirajganj	Ullah Para, Sirajganj	01191-616515
Rajshahi RWH	Natore	Lalpur, Natore	01761553640
Rajshahi RWH	Rajshahi	Tanore, Rajshahi	01712567151
Sylhet RWH	Habiganj	Ajmiriganj, Habiganj	01758746167
Sylhet RWH	Habiganj	Chunarughat, Habiganj	01674472765
Sylhet RWH	Habiganj	Lakhai, Habiganj	01712585780
Sylhet RWH	Moulavibazar	Kamalganj, Moulvibazar	01711183945
Sylhet RWH	Moulavibazar	Moulvibazar Sadar, Moulvibazar	01712247825
Sylhet RWH	Sunamganj	Tahirpur, Sunamganj	01712456273



*This report is generated with the financial support of USAID and the technical assistance from Systems for Improved Access to Pharmaceuticals and Services (SIAPS), implemented by Management Sciences for Health-MSH.*

*If you need more information, please visit at <http://www.dgfplmis.org>*