

FAMILY PLANNING MONTHLY LOGISTICS REPORT

April 2016



**Management Information System (MIS)
Directorate General of Family Planning (DGFP)**

6, Kawran Bazar, Dhaka1215

Email: dirmisfp@gmail.com, dirlsdgfp@gmail.com
www.dgfpmis.org, www.dgfplmis.org

Government of the People's Republic of Bangladesh
Directorate General of Family Planning
Management Information System (MIS)
6, Kawran Bazar, Dhaka- 1215
www.dgfpbd.org

Memo No. - DGFP/MIS/97/323(part-5)/2008/50/435

Date: 26 June' 2016.

Sub: **Family Planning Monthly Logistics Report for the Month of April' 2016.**

Family Planning Monthly Logistics Report for the Month of April' 2016 is sent herewith for your kind information & necessary action. This report is prepared on the basis of Form-7 submitted by Warehouses and Form-7B submitted by Upazila Family Planning Offices by using WIMS & UIMS operational tools. It provides useful information on monthly distribution and stock balance of all the major contraceptives & DDS Kits of Warehouse/Upazila Stores. A summary of important events happened during reporting month included in this report. For more information you are requested to visit at www.scmpbd.org web site.

Comments and suggestions for improvement of this report will be highly appreciated.


26/06/2016
(A K M Mahbubur Rahman Joarder)
Director (MIS)
and
Line Director MIS-FP
Phone: 9146262
Mail: dirmisfp@gmail.com

Memo No. - DGFP/MIS/97/323(part-5)/2008/50/435/1(100)

Date: 26 June' 2016.

Copy of the report forwarded to:

1. Secretary, Ministry of Health & Family Welfare, Bangladesh Secretariat, Dhaka.
2. Additional Secretary, Ministry of Health & Family Welfare, Bangladesh Secretariat, Dhaka.
3. Joint Secretary (WHO)/ (Coordination), Ministry of Health & Family Welfare, Bangladesh Secretariat, Dhaka.
4. Joint Chief (Planning), Ministry of Health & Family Welfare, Bangladesh Secretariat (Clinic Building), Dhaka.
5. Joint Chief (Population & Planning wing), Planning commission, Sher-e-Bangla Nagar, Dhaka.
6. Joint Chief (Planning), Program Management and Monitoring Unit (PMMU), Azimpur, Dhaka-1205.
7. P.S. to the Honorable Minister, Ministry of Health and Family Welfare, Bangladesh Secretariat, Dhaka, for kind information of the Honorable Minister.
8. P.S. to the Honorable State Minister, Ministry of Health and Family Welfare, Bangladesh Secretariat, Dhaka, for kind information of the Honorable State Minister.
9. Director Administration, Directorate General of Family Planning, 6 Kawran Bazar, Dhaka 1215.
10. Director Logistics & Supply and Line Director (Procurement, Storage & Supply Management), Directorate General of Family Planning, 6 Kawran Bazar, Dhaka 1215.

11. Director Finance & Line Director (Family Planning Field Service Delivery Program), Directorate General of Family Planning, 6 Kawran Bazar, Dhaka 1215.
12. Director (IEM) & Line Director (Information, Education and Communication), Directorate General of Family Planning, 6 Kawran Bazar, Dhaka 1215.
13. Director Planning & Line Director (Program Monitoring and Evaluation), Directorate General of Family Planning, 6 Kawran Bazar, Dhaka 1215.
14. Line Director (Maternal, Child, Reproductive and Adolescent Health), Directorate General of Family Planning, 6 Kawran Bazar, Dhaka 1215.
15. Line Director (Clinical Contraception Services Delivery), Directorate General of Family Planning, 6 Kawran Bazar, Dhaka 1215.
16. Divisional Director, Family Planning, Dhaka / Chittagong / Rajshahi / Khulna / Sylhet / Barisal/ Rangpur Division.
17. Deputy Chief (FW)/ (Health), Ministry of Health & Family Welfare, Bangladesh Secretariat, Dhaka.
18. Additional Director (Drugs and Stores), Directorate General of Family Planning, Central Warehouse, Mohakhali, Dhaka.
19. Deputy Director, Family Planning, ----- District (Your are requested to take appropriate measures to ensure timely submission of Form 7B report from upazilas and send these to MIS Unit within 9th working day of the next month).
20. Supply Officer, Family Planning, ----- CWH/RWHs.
21. Country Director, SPS/MSH, House No.-28, Flat-W2, Road No.-63, Gulshan-2, Dhaka-1212.
22. Country Director, the World Bank, E-32, Agargaon, Sher-e-Banala Nagar, Dhaka-1207.
23. Team Leader, Population & Health Team, USAID, Madani Avenue, Baridhara, Dhaka.
24. Country Representative, UNFPA, IDB Bhaban, Agargaon, Sher-E-Bangla Nagar, Dhaka.
25. Managing Director, SMC, SMC Tower, 33 Banani C/A, Dhaka-1213.
26. Documentation Center, IEM Unit, Directorate General of Family Planning, 6 Kawran Bazar, Dhaka.
27. PA to Director General, Directorate General of Family Planning, 6, Kawran Bazar, Dhaka 1215.
28. Office copy, MIS, DGFP, 6 Kawran Bazar, Dhaka -1215.



(Ajoy Ratan Barua)
Deputy Director (MIS)

Table Of Contents

	Page
1. DGFP Stock Status Report	1-2
2. National Receipts Quantity by Product by Month	3
3. National Level Contraceptive Summary Report	4
4. Stock Status Report at Different Levels	5
5. Contraceptive Stock Status by Product at Upazila Store and Field	6-10
6. Contraceptive Stock Status by Product at Regional Warehouses/Upazila	11-31
7. Month-wise Consumption Trend	32-34
8. Report on Upazila and Warehouse Having Stock Out in last month	35

1. DGFP Stock Status Report

		DGFP STOCK STATUS REPORT** April 2016 (Updated 25 May 2016)																									
Year	2016												2017			2018											
Month	5	6	7	8	9	10	11	12	1	2	3	4	5	6	7	8	9	10	11	12	1	2	3				
Min.-Max.								Min						Max													
Product	2015-16 : 30m - 2 months																										
Condom	CS (181.55m) - 15 months												2014-15 : 35.5m - 4 months			2015-16											
*AMC = 11.8m	2014-15: GoB (Rev): 150 m - 114.5 m received as of 31 March 2016; awaiting receipts 35.5 m; 2015-16: GoB (Rev): 30 m; awaiting receipt																										
	2014-15 : 23.06m - 2 months																										
Pill	CS (110.20m) - 12 months												2014-15			2015-16: Pool Fund:45m - 5 mon											
*AMC = 8.59m	2014-15: Pool Fund 60m (ICB); 18m (NCT); 54.94 m received as of 31 March 2016; 2015-16: Pool Fund 45m (ICB)																										
	2014-15 - 0.04m : 2 months																										
IUD	CS (0.710m) - 35 months																										
*AMC = 20,142	2014-15: Pool Fund 0.04m: Contract Signed - awaiting receipt																										
Injectables	CS (21.93m) - 19 months												2014-15 : 4.4m - 7 months														
*AMC = 1.12m	2014-15: Pool Fund 14m; GoB (Dev):2.5m: 11.9m received as of 31 Mar '16; awaiting receipts 4.6m; 2015-16: Pool Fund 7m; GoB (Dev):3.5m																										
Implant	CS (0.320m) - 10 months										2015-16 : 0.15m - 5 months																
*AMC = 29,883	2015-16 (Pool fund): 0.15m:																										
	<table border="1"> <tr> <th colspan="2">Legend:</th> </tr> <tr> <td></td> <td>Current Stock</td> </tr> <tr> <td></td> <td>To be received</td> </tr> <tr> <td></td> <td>Planned for FY 2015-16</td> </tr> </table>																		Legend:			Current Stock		To be received		Planned for FY 2015-16	
Legend:																											
	Current Stock																										
	To be received																										
	Planned for FY 2015-16																										
***DDS Kit	2015-16: GoB(Dev): 3,600 boxes; all receipt as of 29 February 2016																										
*AMC = 5,885	*** The 22 items of medicines of DDS kit will be procured as individual medicines instaed of Kit form.																										
	<p>*AMC is calculated based on past 12 months consumption</p> <p>** This report is generated using the "Pipeline Software" which considers "Projected Consumption"</p> <p><i>Data Sources: DGFP/L&S unit, DGFP LMIS web site - https://scmpbd.org/ Central Warehouse WIMS data and Approved DGFP Procurement</i></p>																										
	<table border="1"> <tr> <td>AMC = Average Monthly Consumption</td> </tr> <tr> <td>BER = Bid Evaluation Report</td> </tr> <tr> <td>CCGP = Cabinet Committee on Govt Purchase</td> </tr> <tr> <td>CS = Current Stock</td> </tr> <tr> <td>NOA = Notification of Award</td> </tr> <tr> <td>NO = No Objection</td> </tr> <tr> <td>TEC = Tender Evaluation Committee</td> </tr> <tr> <td>ICB = International Competitive Bidding</td> </tr> <tr> <td>NCT = National Competitive Tendering</td> </tr> </table>																		AMC = Average Monthly Consumption	BER = Bid Evaluation Report	CCGP = Cabinet Committee on Govt Purchase	CS = Current Stock	NOA = Notification of Award	NO = No Objection	TEC = Tender Evaluation Committee	ICB = International Competitive Bidding	NCT = National Competitive Tendering
AMC = Average Monthly Consumption																											
BER = Bid Evaluation Report																											
CCGP = Cabinet Committee on Govt Purchase																											
CS = Current Stock																											
NOA = Notification of Award																											
NO = No Objection																											
TEC = Tender Evaluation Committee																											
ICB = International Competitive Bidding																											
NCT = National Competitive Tendering																											

DGFP STOCK STATUS REPORT
(For Contraceptives and DDS Kits)
Month: April 2016 (*Updated 25May 2016*)

CONDOM – Current national stock is 181.55 million pieces and this stock can be used up to July 2017.

- FY 2014-15 GoB (Rev): Procurement Process completed for 150 million pieces and 114.5 million pieces received as of 31 March 2016; waiting receipt 35.5 million pieces.
- Planned for FY 2015-16 GoB (Rev): 30 million pieces.

PILL – Current national stock of Oral Contraceptive Pill is 110.20 million cycles which will go up to April 2017.

- 2014-15 (Pool fund): Procurement Process completed for 60m cycles (ICB) & 18 m cycles (NCB): 54.94 million cycles received as of 31 March 2016; awaiting receipts 23.06 million cycles.
- Planned for 2015-16: Pool Fund: 45 million cycles

IUD – Current national stock is 0.710 million pieces and this stock can be used up to June 2019.

- FY 2013-14 (Pool fund) -0.04 million pieces - Contract signed and awaiting receipts.

INJECTABLES – Current stock of 21.93 million vials and that can be used up to November 2017.

- Procurement Process completed for 2014-15: Pool fund - 14m vials (ICB) & GoB Dev- 2.5m vials (NCB): 11.9 m received as of 31 March 2016; awaiting receipt 4.6m.
- Planned for 2015-16: Pool fund - 7m vials (ICB) & GoB Dev - 3.5m vials (NCT).

IMPLANT – Current stock is 0.320 million sets and this can be used up to February 2017.

- Planned for 2015-16: (Pool fund) 0.15m sets.

***DDS KITs**

- 2014-15: Pool fund - 0.070m boxes: World Bank did not accord No Objections on Bid Evaluation Report (BER) for this procurement.
- 2015-16: GoB (Dev) – 3,600 boxes (NCB) – All quantity received.
(*The medicines under DDS Kit are not going to be procured in Kit form. Instead, individual medicines of 22 items will be procured from now on)

You can also download the previous reports from <http://www.scmpbd.org/>

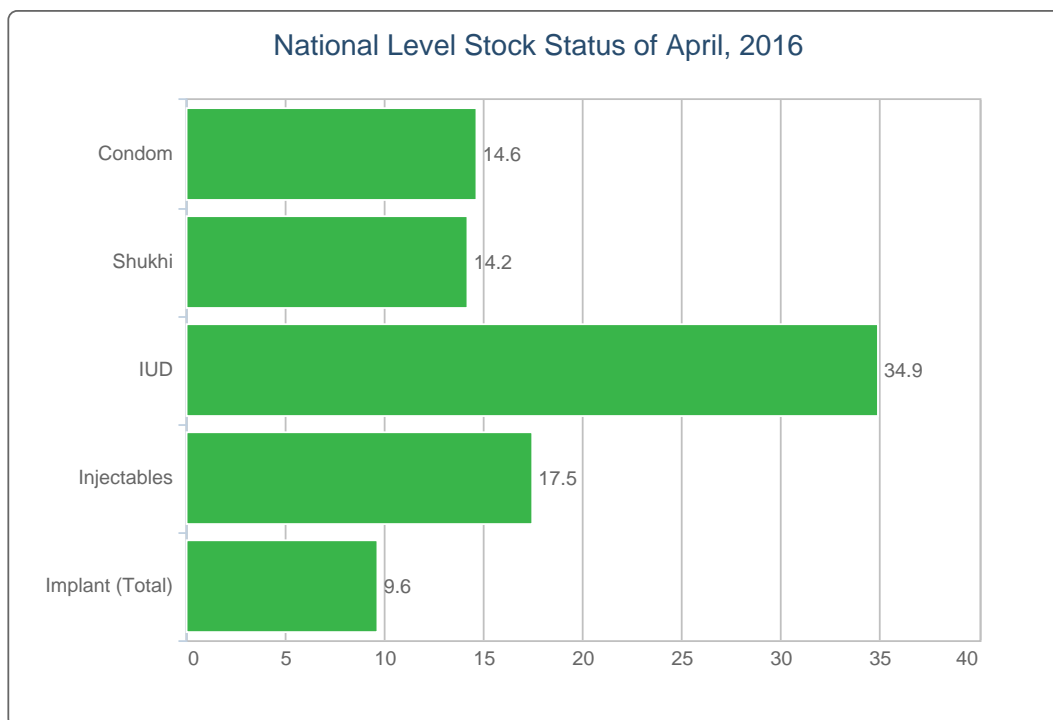
2. National Receipts Quantity by Product by Month

Contraceptive Received Report

Month: April, 2016

Item	Supplier	Receiver	Date Receipts	Qty	Remarks
Condom		Central Ware House, Mohakhali, Dhaka and Regional Ware House Khulna	28/04/16	10,206,000	
Total				10,206,000	
Shukhi		Central Ware House, Mohakhali, Dhaka	28/04/16	1,000,000	
Total				1,000,000	
Injectable		Central Ware House, Mohakhali, Dhaka	28/04/16	3,500,000	
Total				3,500,000	

3. National Level Contraceptive Summary Report

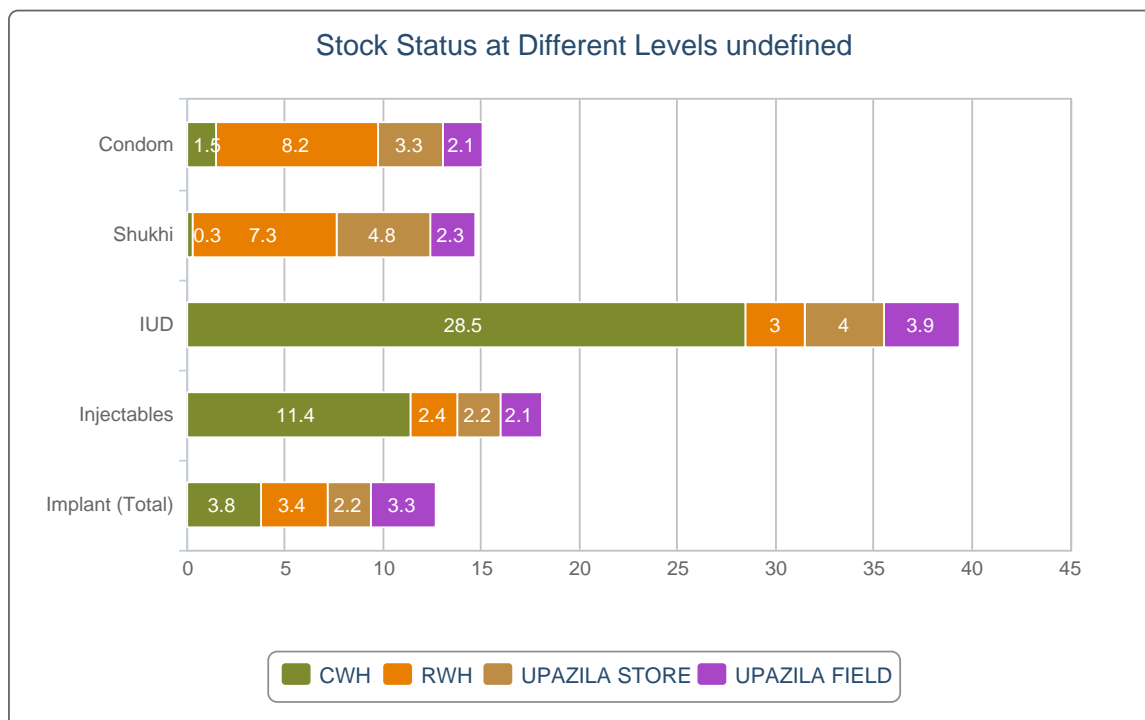


■ MOS less than 4.0
 ■ MOS 4.0 - 7.9
 ■ MOS 8.0 and above
 MOS = Month of Stock

National Level Stock Status of April, 2016

SL	Name of Products	Reported Consumption	Reported Closing Balance	Average Monthly Consumption	MOS
1	Condom	11,843,025	178,465,617	12,227,686	14.6
2	Shukhi	8,107,452	118,347,458	8,349,316	14.2
3	IUD	18,598	733,298	20,992	34.9
4	Injectables	1,077,264	19,514,103	1,113,744	17.5
5	Implant (Total)	27,486	352,009	36,796	9.6

4. Stock Status Report at Different Levels

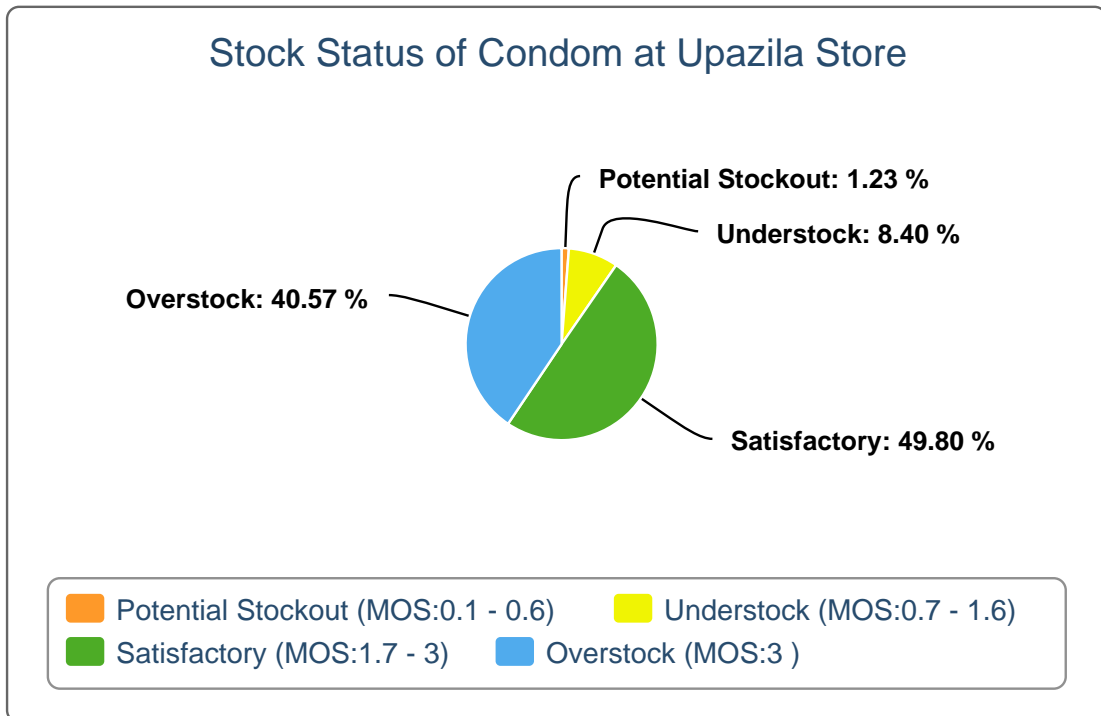


Stock Status at Different Levels April, 2016

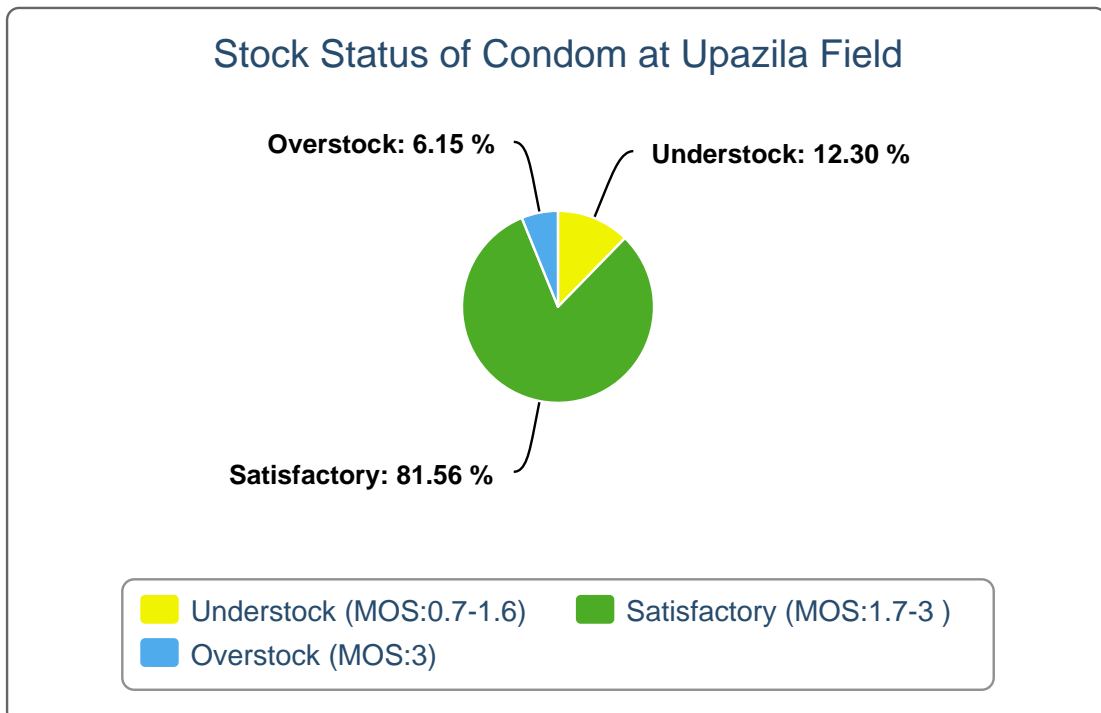
Products	Avg. Consump. of Last 6 Months	CWH Level	MOS	RWH Level	MOS	Upazila Level	MOS	Field Level	MOS	National Level	MOS
Condom	12,227,686	17,259,000	1.4	97,269,400	8	38,998,246	3.2	24,938,971	2	178,465,617	14.6
Shukhi	8,349,316	2,351,520	0.3	58,926,120	7.1	38,560,982	4.6	18,508,836	2.2	118,347,458	14.2
IUD	20,992	529,600	25.2	56,571	2.7	73,970	3.5	73,157	3.5	733,298	34.9
Injectables	1,113,744	12,296,300	11	2,564,200	2.3	2,419,465	2.2	2,234,138	2	19,514,103	17.5
Implant (Total)	36,796	105,517	2.9	94,651	2.6	61,488	1.7	90,353	2.5	352,009	9.6

5. Contraceptive Stock Status by Product at Upazila Store and Field

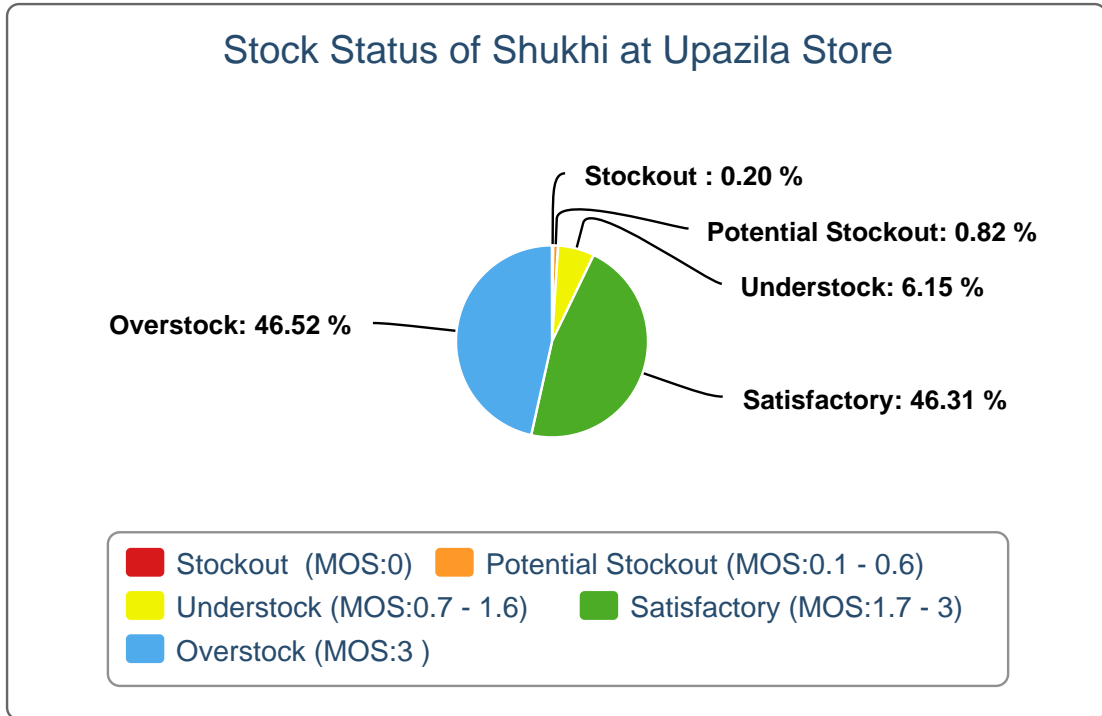
5(a).



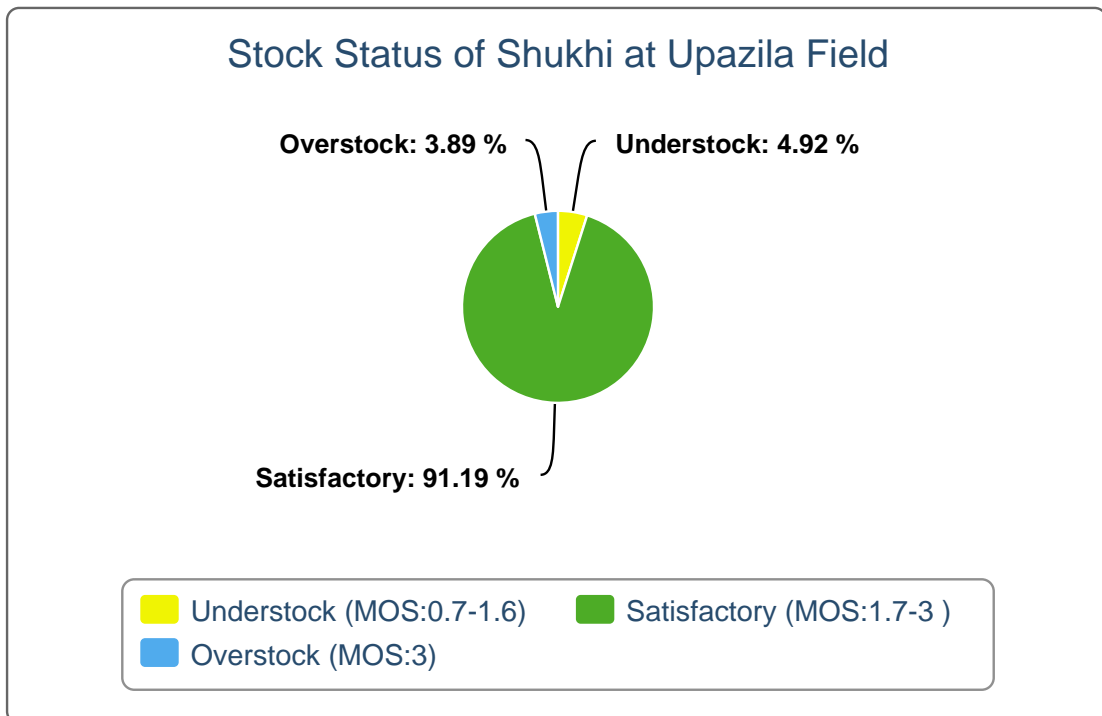
5(b).



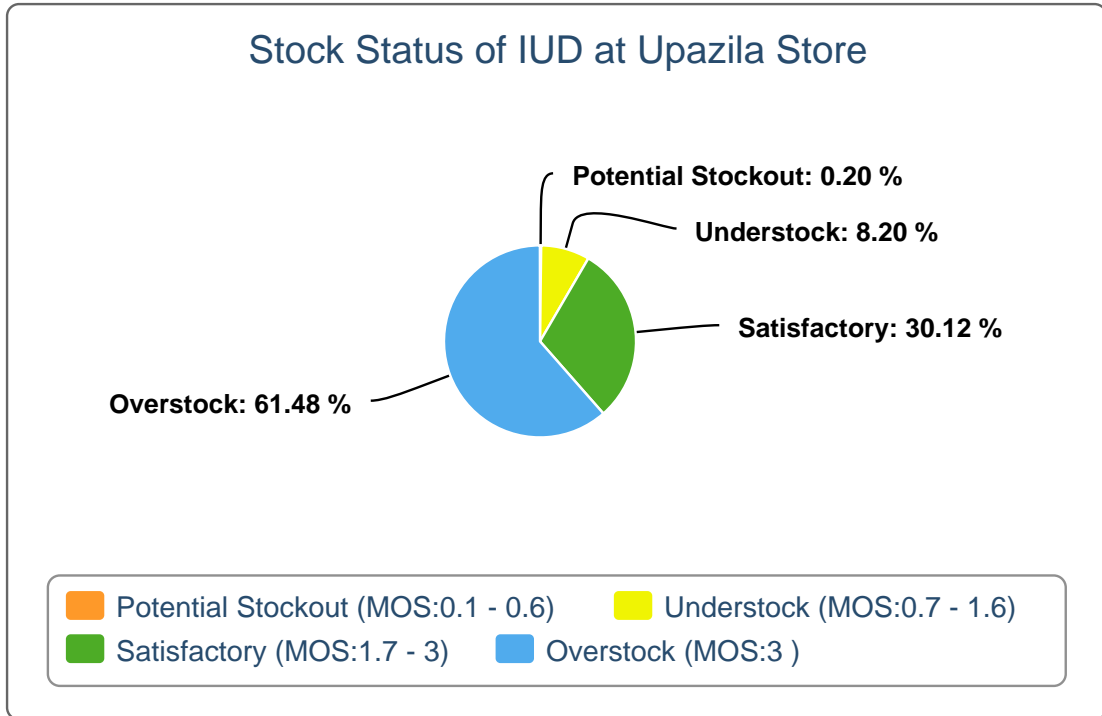
5(c).



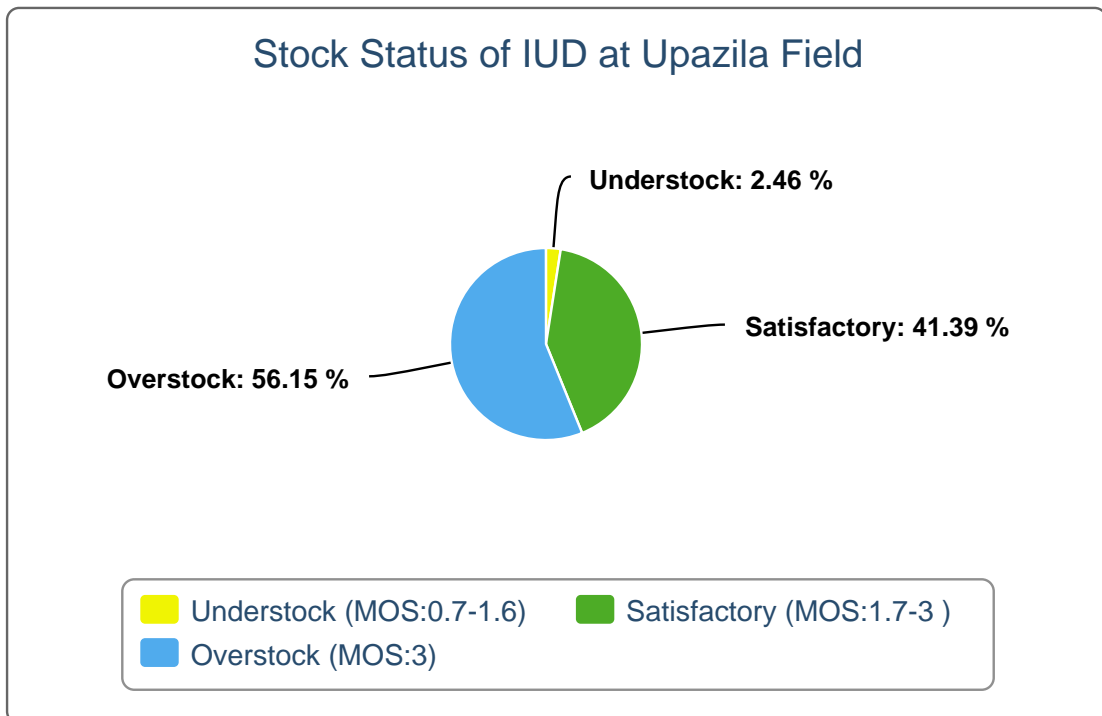
5(d).



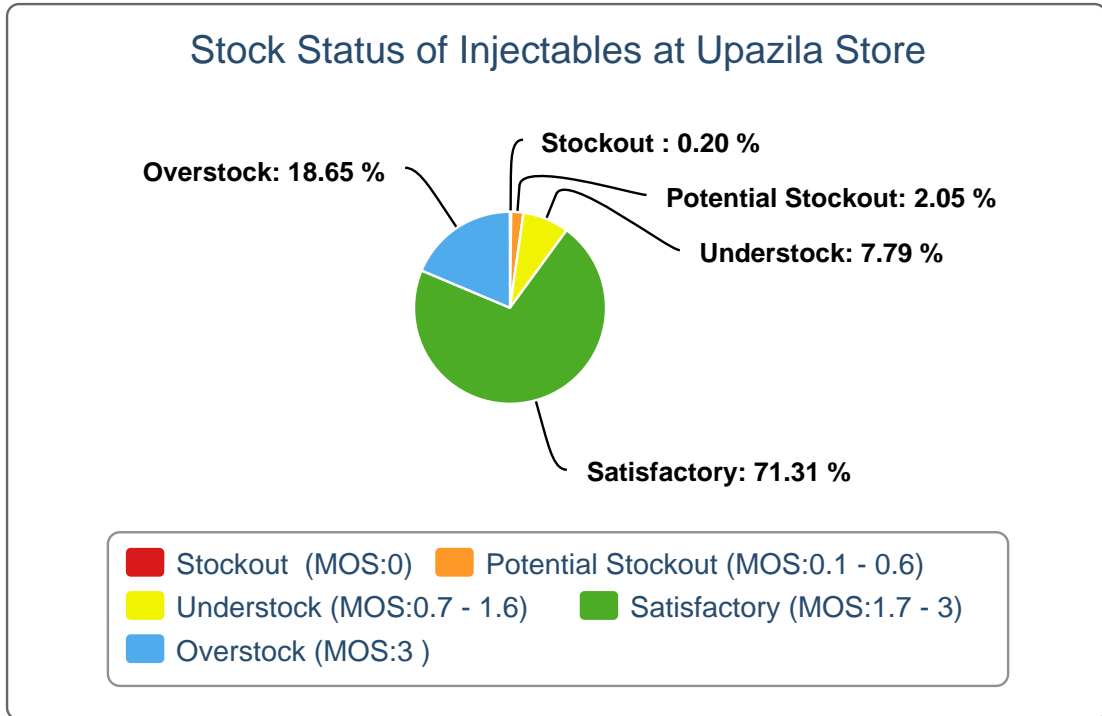
5(e).



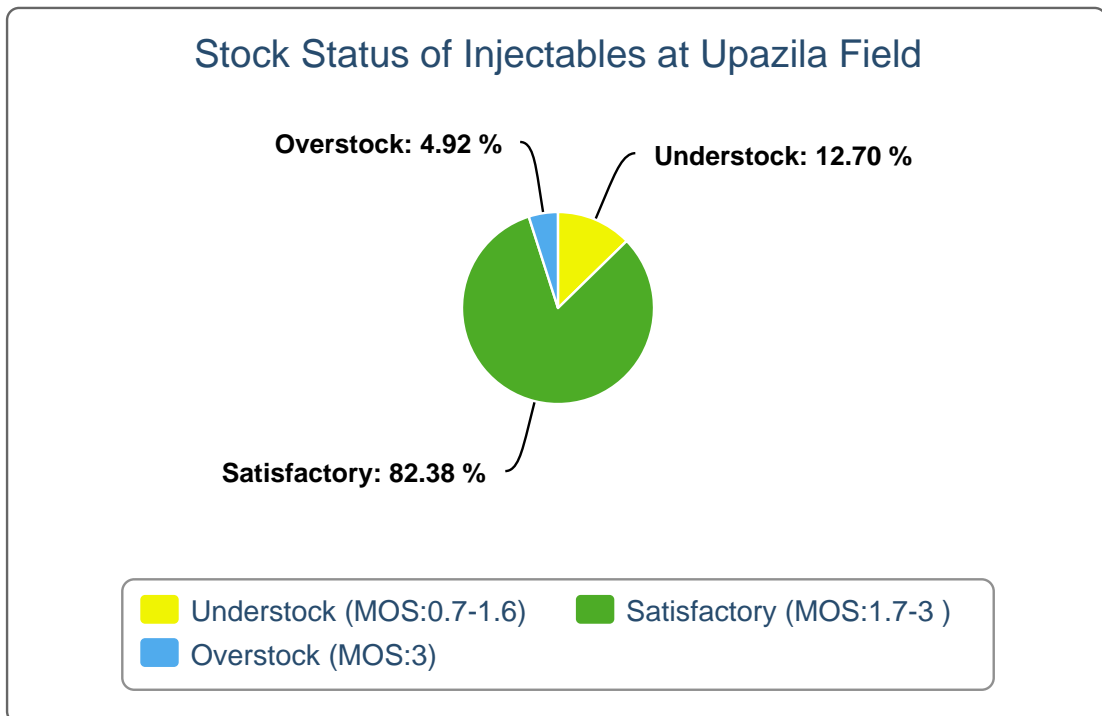
5(f).



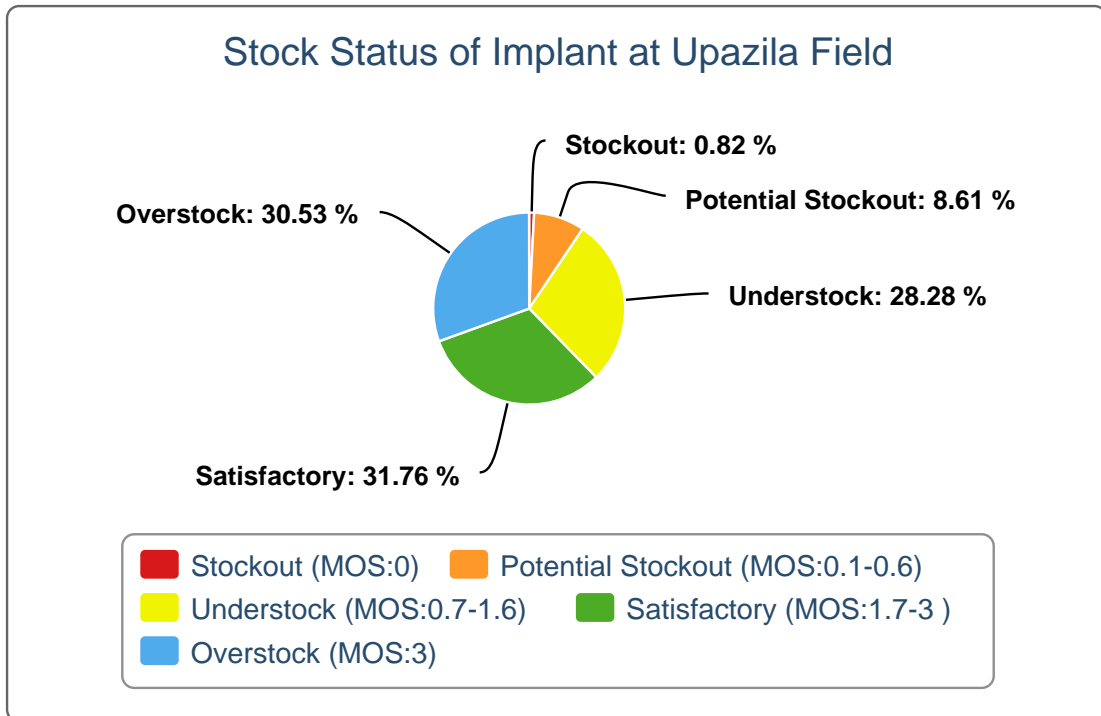
5(g).



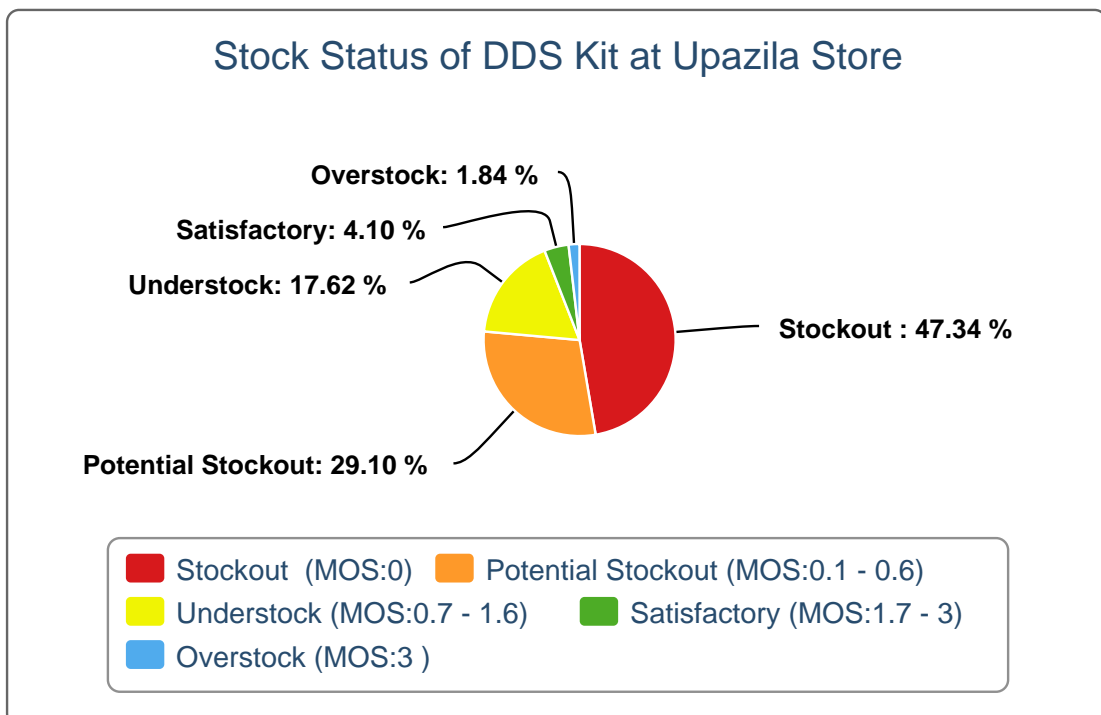
5(h).



5(i).



5(j).



6(a). Contraceptive Stock Status by Product at Regional Warehouses

SL	WH Name	Condom			Shukhi			IUD			Injectables			Implant		
		CBL	AMD	MOS	CBL	AMD	MOS	CBL	AMD	MOS	CBL	AMD	MOS	CBL	AMD	MOS
1	Bandarbon RWH	135,000	29,640	4.6	72,000	21,177	3.4	500	123	4.1	13,000	3,936	3.3	286	151	1.9
2	Bhola RWH	1,068,000	157,261	6.8	1,306,080	104,388	12.5	1,950	378	5.2	153,000	44,448	3.4	2,495	583	4.3
3	Bogra RWH	3,392,000	639,854	5.3	11,784,960	462,347	25.5	3,550	856	4.1	117,500	41,639	2.8	9,622	2,727	3.5
4	Chittagong RWH	47,423,000	606,230	78.2	21,670,080	404,188	53.6	7,750	1,565	5.0	236,600	69,231	3.4	4,999	2,723	1.8
5	Comilla RWH	771,000	847,831	0.9	969,120	437,151	2.2	3,800	1,575	2.4	210,000	84,353	2.5	2,600	1,570	1.7
6	Dhaka CWH	17,259,000	2,012,659	8.6	2,351,520	960,919	2.4	529,600	3,421	154.8	12,296,300	128,914	95.4	105,517	3,839	27.5
7	Dinajpur RWH	1,494,000	223,823	6.7	915,840	363,793	2.5	2,950	690	4.3	147,000	44,587	3.3	3,080	2,071	1.5
8	Faridpur RWH	2,012,000	746,458	2.7	918,720	516,744	1.8	2,650	1,500	1.8	103,000	56,355	1.8	2,248	2,542	0.9
9	Jamalpur RWH	927,000	437,147	2.1	584,640	295,949	2.0	1,450	657	2.2	44,100	39,729	1.1	5,336	1,255	4.3
10	Jessore RWH	657,000	556,152	1.2	699,840	407,948	1.7	2,800	962	2.9	124,400	56,838	2.2	9,856	1,586	6.2
11	Khulna RWH	24,847,600	806,143	30.8	5,863,680	501,572	11.7	3,250	1,198	2.7	219,800	53,439	4.1	8,253	1,970	4.2
12	Kushtia RWH	1,509,000	389,015	3.9	1,198,080	208,668	5.7	1,871	323	5.8	151,500	39,767	3.8	2,636	692	3.8
13	Mymensingh RWH	2,055,000	905,945	2.3	2,088,000	897,311	2.3	3,900	1,464	2.7	96,500	61,226	1.6	7,428	3,075	2.4
14	Noakhali RWH	1,182,000	379,076	3.1	802,080	203,394	3.9	3,800	896	4.2	147,600	50,803	2.9	5,000	1,060	4.7
15	Pabna RWH	1,668,000	587,884	2.8	1,992,960	387,008	5.1	3,100	1,094	2.8	146,000	53,791	2.7	2,850	986	2.9
16	Patuakhali RWH	1,389,000	129,200	10.8	468,000	160,442	2.9	2,100	478	4.4	154,700	29,978	5.2	6,000	913	6.6
17	Rajshahi RWH	1,887,000	800,901	2.4	3,990,240	360,163	11.1	1,201	576	2.1	147,700	46,334	3.2	4,755	1,713	2.8
18	Rangamati RWH	172,800	59,830	2.9	39,240	38,729	1.0	499	92	5.4	7,800	3,706	2.1	220	227	1.0
19	Rangpur RWH	1,740,000	642,392	2.7	2,666,880	840,521	3.2	4,950	1,705	2.9	171,000	120,585	1.4	12,944	3,953	3.3
20	Sylhet RWH	1,326,000	805,363	1.6	470,880	442,250	1.1	3,000	842	3.6	110,000	53,356	2.1	2,539	2,099	1.2
21	Tangail RWH	1,614,000	464,882	3.5	424,800	334,654	1.3	1,500	597	2.5	63,000	30,729	2.1	1,504	1,061	1.4

6(b). Contraceptive Stock Status by Product at Upazila

SL	Warehouse Name	Upazila Name	Condom			Shukhi			IUD			Injectables			Implant		
			CBL	AMD	MOS	CBL	AMD	MOS	CBL	AMD	MOS	CBL	AMD	MOS	CBL	AMD	MOS
1	Bandarbon RWH	Alikadam	14,600	2,795	5.2	13,530	1,474	9.2	151	17	8.9	1,628	910	1.8	23	20	1.2
2	Bandarbon RWH	Bandarban Sadar	9,300	4,864	1.9	6,835	4,322	1.6	80	24	3.3	1,329	1,022	1.3	34	30	1.1
3	Bandarbon RWH	Lama	10,100	6,149	1.6	6,942	5,050	1.4	147	31	4.7	1,147	905	1.3	34	16	2.1
4	Bandarbon RWH	Naikhongchhari	6,700	6,551	1.0	960	5,581	0.2	77	22	3.5	2,071	699	3.0	7	22	0.3
5	Bandarbon RWH	Rowangchhari	18,300	2,487	7.4	16,140	1,542	10.5	147	7	21.0	1,883	198	9.5	96	14	6.9
6	Bandarbon RWH	Ruma	26,300	4,877	5.4	14,615	1,340	10.9	121	13	9.3	1,423	91	15.6	88	12	7.3
7	Bandarbon RWH	Thanchi	3,800	1,917	2.0	554	1,868	0.3	35	9	3.9	683	111	6.2	50	37	1.4
8	Bhola RWH	Bhola Sadar	45,300	19,419	2.3	34,905	14,519	2.4	202	85	2.4	16,390	7,249	2.3	182	166	1.1
9	Bhola RWH	Burhanuddin	19,200	7,406	2.6	20,880	10,432	2.0	88	28	3.1	6,048	2,748	2.2	320	52	6.2
10	Bhola RWH	Char Fasson	76,795	38,748	2.0	47,643	20,147	2.4	170	69	2.5	17,926	8,621	2.1	0	138	0.0
11	Bhola RWH	Daulat Khan	32,700	14,833	2.2	18,300	8,791	2.1	90	19	4.7	8,000	4,136	1.9	192	30	6.4
12	Bhola RWH	Hizla	27,700	11,800	2.3	15,322	6,777	2.3	57	24	2.4	5,881	2,495	2.4	164	9	18.2
13	Bhola RWH	Lalmohan	44,600	19,896	2.2	27,360	15,497	1.8	110	50	2.2	14,000	7,077	2.0	193	61	3.2
14	Bhola RWH	Manpura	24,900	7,683	3.2	5,520	3,157	1.7	50	14	3.6	5,693	2,112	2.7	76	23	3.3
15	Bhola RWH	Mehendiganj	38,500	16,469	2.3	27,030	12,961	2.1	118	38	3.1	10,831	4,940	2.2	128	67	1.9
16	Bhola RWH	Muladi	24,800	12,158	2.0	14,721	7,248	2.0	114	33	3.5	4,802	2,341	2.1	272	19	14.3
17	Bhola RWH	Tazumuddin	29,100	8,849	3.3	15,785	4,859	3.2	80	18	4.4	7,846	2,729	2.9	192	18	10.7
18	Bogra RWH	Adamdighi	33,600	16,113	2.1	62,070	10,921	5.7	57	31	1.8	1,265	653	1.9	0	78	0.0
19	Bogra RWH	Akkelpur	80,400	7,252	11.1	36,505	8,139	4.5	70	13	5.4	1,314	701	1.9	0	58	0.0
20	Bogra RWH	Atrai	137,500	16,904	8.1	81,110	13,611	6.0	69	11	6.3	548	550	1.0	0	18	0.0
21	Bogra RWH	Badalgachhi	22,300	17,187	1.3	19,280	15,959	1.2	39	20	2.0	2,451	2,323	1.1	0	39	0.0
22	Bogra RWH	Bogra Sadar	35,000	83,927	0.4	16,915	19,271	0.9	130	86	1.5	676	2,704	0.3	150	281	0.5
23	Bogra RWH	Dhamoirhat	445,384	12,475	35.7	494,258	10,959	45.1	13	15	0.9	2,577	1,312	2.0	0	32	0.0
24	Bogra RWH	Dhunat	70,300	31,981	2.2	86,471	22,318	3.9	192	42	4.6	8,284	2,636	3.1	0	180	0.0
25	Bogra RWH	Dhupchanchia	518,700	10,180	51.0	86,160	9,760	8.8	50	14	3.6	1,132	980	1.2	0	121	0.0

SL	Warehouse Name	Upazila Name	Condom			Shukhi			IUD			Injectables			Implant		
			CBL	AMD	MOS	CBL	AMD	MOS	CBL	AMD	MOS	CBL	AMD	MOS	CBL	AMD	MOS
26	Bogra RWH	Gabtali	33,800	37,394	0.9	32,445	19,098	1.7	42	12	3.5	3,566	3,185	1.1	0	135	0.0
27	Bogra RWH	Ghoraghat	46,500	6,889	6.7	25,875	8,675	3.0	50	23	2.2	1,062	579	1.8	64	39	1.6
28	Bogra RWH	Hakimpur	17,290	10,957	1.6	27,789	7,133	3.9	71	12	5.9	1,160	628	1.8	0	28	0.0
29	Bogra RWH	Joypurhat Sadar	33,000	30,378	1.1	25,605	17,172	1.5	25	54	0.5	1,850	1,940	1.0	178	97	1.8
30	Bogra RWH	Kahaloo	14,000	20,596	0.7	11,535	13,376	0.9	43	27	1.6	762	906	0.8	0	119	0.0
31	Bogra RWH	Kalai	17,600	8,954	2.0	407,820	9,097	44.8	83	15	5.5	2,266	739	3.1	0	70	0.0
32	Bogra RWH	Khetlal	13,000	6,736	1.9	7,185	5,176	1.4	32	14	2.3	1,503	331	4.5	0	41	0.0
33	Bogra RWH	Mahadebpur	175,400	16,147	10.9	108,240	21,156	5.1	124	24	5.2	2,804	1,269	2.2	0	56	0.0
34	Bogra RWH	Manda	57,000	18,367	3.1	110,880	32,614	3.4	410	88	4.7	6,720	2,289	2.9	320	122	2.6
35	Bogra RWH	Nandigram	43,300	12,030	3.6	61,125	16,641	3.7	125	24	5.2	2,086	492	4.2	128	56	2.3
36	Bogra RWH	Naogaon Sadar	84,300	39,200	2.2	54,510	28,296	1.9	78	34	2.3	5,163	2,423	2.1	0	123	0.0
37	Bogra RWH	Niamatpur	49,100	12,202	4.0	48,125	15,655	3.1	106	19	5.6	3,798	997	3.8	128	71	1.8
38	Bogra RWH	Panchbibi	16,600	16,267	1.0	27,330	9,604	2.8	88	19	4.6	2,305	535	4.3	0	126	0.0
39	Bogra RWH	Patnitala	167,300	9,541	17.5	418,125	10,966	38.1	59	16	3.7	3,311	477	6.9	0	97	0.0
40	Bogra RWH	Porsha	49,000	11,320	4.3	40,110	11,302	3.5	91	11	8.3	1,700	600	2.8	64	31	2.1
41	Bogra RWH	Raninagar	28,100	18,916	1.5	35,985	15,179	2.4	21	14	1.5	1,211	792	1.5	0	36	0.0
42	Bogra RWH	Sapahar	29,400	10,689	2.8	30,360	11,621	2.6	61	7	8.7	2,556	1,036	2.5	64	60	1.1
43	Bogra RWH	Sariakandi	28,400	19,352	1.5	16,440	10,962	1.5	107	45	2.4	2,307	1,631	1.4	0	131	0.0
44	Bogra RWH	Shajahanpur	155,300	53,413	2.9	63,165	19,666	3.2	169	34	5.0	4,478	1,379	3.2	0	106	0.0
45	Bogra RWH	Sherpur	103,900	34,250	3.0	277,816	21,563	12.9	188	48	3.9	6,411	2,134	3.0	0	120	0.0
46	Bogra RWH	Shibganj	53,900	29,887	1.8	206,235	27,310	7.6	50	28	1.8	3,850	4,078	0.9	0	124	0.0
47	Bogra RWH	Sonatola	48,900	20,350	2.4	33,210	19,147	1.7	85	56	1.5	2,801	1,340	2.1	0	132	0.0
48	Chittagong RWH	Anowara	445,300	15,643	28.5	56,940	13,339	4.3	153	51	3.0	2,166	1,042	2.1	316	78	4.1
49	Chittagong RWH	Banshkhali	107,200	25,926	4.1	41,905	18,682	2.2	95	43	2.2	6,894	2,627	2.6	0	136	0.0
50	Chittagong RWH	Boalkhali	32,000	8,371	3.8	88,194	10,825	8.1	144	42	3.4	1,596	591	2.7	500	101	5.0

SL	Warehouse Name	Upazila Name	Condom			Shukhi			IUD			Injectables			Implant		
			CBL	AMD	MOS	CBL	AMD	MOS	CBL	AMD	MOS	CBL	AMD	MOS	CBL	AMD	MOS
51	Chittagong RWH	Chakaria	67,500	18,713	3.6	48,990	21,450	2.3	215	76	2.8	10,084	5,325	1.9	350	92	3.8
52	Chittagong RWH	Chandanaish	47,400	12,932	3.7	50,910	12,162	4.2	113	64	1.8	2,028	995	2.0	520	92	5.7
53	Chittagong RWH	Cox's Bazar Sadar	75,300	29,770	2.5	176,520	17,250	10.2	110	32	3.4	8,056	3,877	2.1	300	38	7.9
54	Chittagong RWH	Dighinala	28,400	12,707	2.2	23,410	7,562	3.1	42	13	3.2	2,621	1,258	2.1	50	17	2.9
55	Chittagong RWH	Double Mooring	152,370	68,339	2.2	35,982	17,144	2.1	348	128	2.7	13,529	6,627	2.0	350	327	1.1
56	Chittagong RWH	Fatikchhari	79,200	35,603	2.2	320,835	20,628	15.6	155	56	2.8	6,500	3,063	2.1	300	196	1.5
57	Chittagong RWH	Hathazari	93,400	40,268	2.3	72,314	19,709	3.7	81	44	1.8	3,109	1,474	2.1	448	112	4.0
58	Chittagong RWH	Khagrachhari Sadar	24,500	8,724	2.8	19,920	6,461	3.1	54	29	1.9	2,360	994	2.4	28	40	0.7
59	Chittagong RWH	Kutubdia	40,000	5,184	7.7	43,747	5,495	8.0	90	14	6.4	3,097	1,617	1.9	192	68	2.8
60	Chittagong RWH	Lakshmichhari	13,200	2,189	6.0	19,800	2,752	7.2	85	18	4.7	437	176	2.5	5	8	0.6
61	Chittagong RWH	Lohagara	214,200	9,970	21.5	41,475	11,332	3.7	107	31	3.5	3,451	1,653	2.1	164	87	1.9
62	Chittagong RWH	Mahalchhari	14,100	4,700	3.0	11,942	4,146	2.9	62	9	6.9	1,317	455	2.9	50	6	8.3
63	Chittagong RWH	Maheshkhali	31,200	8,185	3.8	120,165	20,579	5.8	164	57	2.9	6,163	2,469	2.5	100	131	0.8
64	Chittagong RWH	Manikchhari	12,400	2,202	5.6	6,840	1,964	3.5	22	3	7.3	1,136	570	2.0	40	11	3.6
65	Chittagong RWH	Matiranga	28,000	13,746	2.0	34,005	8,804	3.9	50	15	3.3	2,450	1,204	2.0	100	17	5.9
66	Chittagong RWH	Mirsharai	57,200	15,081	3.8	47,295	16,096	2.9	158	71	2.2	5,799	2,897	2.0	0	154	0.0
67	Chittagong RWH	Panchhari	17,600	4,924	3.6	13,440	4,862	2.8	45	6	7.5	775	372	2.1	24	13	1.8
68	Chittagong RWH	Panchlaish	117,800	73,453	1.6	27,020	13,435	2.0	214	149	1.4	9,852	4,880	2.0	363	195	1.9
69	Chittagong RWH	Patiya	102,500	24,983	4.1	71,160	22,147	3.2	240	178	1.3	5,250	2,619	2.0	280	215	1.3
70	Chittagong RWH	Pekua	33,800	3,997	8.5	26,460	6,743	3.9	53	10	5.3	2,852	1,538	1.9	136	54	2.5
71	Chittagong RWH	Ramgarh	17,400	3,734	4.7	24,039	3,871	6.2	40	3	13.3	684	315	2.2	34	11	3.1
72	Chittagong RWH	Ramu	43,300	14,324	3.0	48,690	13,436	3.6	47	19	2.5	7,409	3,739	2.0	84	35	2.4
73	Chittagong RWH	Rangunia	77,600	27,475	2.8	55,185	15,045	3.7	222	68	3.3	3,820	1,937	2.0	0	89	0.0
74	Chittagong RWH	Raozan	71,100	32,255	2.2	43,650	16,221	2.7	196	80	2.5	2,872	1,387	2.1	324	62	5.2
75	Chittagong RWH	Sandwip	48,866	10,748	4.5	38,283	15,026	2.5	504	62	8.1	5,519	2,358	2.3	128	64	2.0

SL	Warehouse Name	Upazila Name	Condom			Shukhi			IUD			Injectables			Implant		
			CBL	AMD	MOS	CBL	AMD	MOS	CBL	AMD	MOS	CBL	AMD	MOS	CBL	AMD	MOS
76	Chittagong RWH	Satkania	34,900	12,622	2.8	39,540	11,209	3.5	137	63	2.2	2,833	1,406	2.0	100	91	1.1
77	Chittagong RWH	Sitakunda	67,400	30,541	2.2	58,640	17,733	3.3	179	73	2.5	4,426	2,176	2.0	0	125	0.0
78	Chittagong RWH	Teknaf	52,800	24,695	2.1	49,680	21,931	2.3	110	54	2.0	12,300	6,186	2.0	380	21	18.1
79	Chittagong RWH	Ukhia	15,600	4,226	3.7	19,710	6,149	3.2	63	4	15.8	3,069	1,404	2.2	100	37	2.7
80	Comilla RWH	Akhaura	94,600	11,085	8.5	56,280	7,024	8.0	76	20	3.8	4,236	989	4.3	153	23	6.7
81	Comilla RWH	Ashuganj	113,200	16,564	6.8	32,285	6,462	5.0	152	40	3.8	4,337	1,126	3.9	86	41	2.1
82	Comilla RWH	Banchhampur	165,800	27,152	6.1	87,420	10,606	8.2	188	61	3.1	7,853	3,161	2.5	200	79	2.5
83	Comilla RWH	Barura	353,600	34,019	10.4	83,123	22,211	3.7	63	49	1.3	821	3,817	0.2	100	36	2.8
84	Comilla RWH	Bijoyagar	263,300	21,598	12.2	78,600	11,332	6.9	183	26	7.0	7,006	2,074	3.4	100	22	4.5
85	Comilla RWH	Brahman Para	30,200	12,167	2.5	18,540	9,448	2.0	89	25	3.6	2,519	1,040	2.4	100	28	3.6
86	Comilla RWH	Brahmanbaria Sadar	302,200	53,852	5.6	94,815	15,931	6.0	247	82	3.0	7,674	3,711	2.1	250	85	2.9
87	Comilla RWH	Burichang	165,200	33,100	5.0	56,745	20,153	2.8	256	64	4.0	3,842	2,267	1.7	200	88	2.3
88	Comilla RWH	Chandina	218,900	28,314	7.7	128,130	16,290	7.9	212	38	5.6	8,306	3,046	2.7	500	26	19.2
89	Comilla RWH	Chandpur Sadar	19,200	18,997	1.0	22,620	16,370	1.4	300	82	3.7	3,968	3,239	1.2	100	84	1.2
90	Comilla RWH	Chauddagam	208,400	23,205	9.0	136,080	21,240	6.4	281	64	4.4	15,427	4,435	3.5	200	26	7.7
91	Comilla RWH	Comilla Adarsha Sadar	355,600	53,167	6.7	140,955	19,674	7.2	680	120	5.7	9,268	4,181	2.2	450	120	3.8
92	Comilla RWH	Comilla Sadar Dakshin	186,500	19,566	9.5	134,585	17,240	7.8	369	39	9.5	7,213	2,915	2.5	300	39	7.7
93	Comilla RWH	Daudkandi	248,300	27,388	9.1	78,255	13,674	5.7	317	94	3.4	6,548	2,551	2.6	200	46	4.3
94	Comilla RWH	Debidwar	329,100	26,541	12.4	101,820	20,769	4.9	231	134	1.7	6,288	3,534	1.8	300	34	8.8
95	Comilla RWH	Faridganj	248,800	21,674	11.5	135,189	13,785	9.8	294	44	6.7	9,125	3,087	3.0	400	75	5.3
96	Comilla RWH	Haim Char	28,500	3,602	7.9	22,920	4,919	4.7	201	8	25.1	2,484	841	3.0	25	20	1.3
97	Comilla RWH	Hajiganj	105,700	10,803	9.8	97,959	10,188	9.6	400	36	11.1	5,302	2,353	2.3	0	32	0.0
98	Comilla RWH	Homna	188,900	29,992	6.3	55,560	8,530	6.5	127	30	4.2	4,420	1,648	2.7	100	20	5.0
99	Comilla RWH	Kachua	190,400	25,250	7.5	86,715	14,543	6.0	59	64	0.9	533	4,188	0.1	200	35	5.7
100	Comilla RWH	Kasba	241,300	51,800	4.7	77,520	17,887	4.3	220	42	5.2	5,845	1,784	3.3	100	35	2.9

SL	Warehouse Name	Upazila Name	Condom			Shukhi			IUD			Injectables			Implant		
			CBL	AMD	MOS	CBL	AMD	MOS	CBL	AMD	MOS	CBL	AMD	MOS	CBL	AMD	MOS
101	Comilla RWH	Laksam	111,827	13,868	8.1	64,211	9,401	6.8	257	44	5.8	4,067	1,968	2.1	181	37	4.9
102	Comilla RWH	Manoharganj	103,000	12,928	8.0	46,880	9,259	5.1	400	27	14.8	3,626	1,608	2.3	170	39	4.4
103	Comilla RWH	Matlab Dakshin	274,500	13,394	20.5	86,385	7,904	10.9	772	33	23.4	8,465	2,519	3.4	870	59	14.7
104	Comilla RWH	Matlab Uttar	187,900	20,134	9.3	108,815	14,649	7.4	569	27	21.1	18,124	1,997	9.1	200	70	2.9
105	Comilla RWH	Meghna	65,100	6,269	10.4	26,605	4,162	6.4	89	8	11.1	3,229	1,057	3.1	57	9	6.3
106	Comilla RWH	Muradnagar	295,200	67,222	4.4	102,645	28,278	3.6	370	97	3.8	2,529	5,238	0.5	800	129	6.2
107	Comilla RWH	Nabinagar	508,000	54,573	9.3	129,405	16,224	8.0	665	47	14.1	16,152	3,200	5.0	250	38	6.6
108	Comilla RWH	Nangalkot	136,200	36,228	3.8	43,800	11,499	3.8	124	31	4.0	12,466	2,966	4.2	150	48	3.1
109	Comilla RWH	Nasirnagar	149,200	22,467	6.6	66,945	13,566	4.9	105	26	4.0	5,296	1,583	3.3	336	36	9.3
110	Comilla RWH	Sarail	336,900	30,350	11.1	125,520	12,042	10.4	137	39	3.5	5,711	2,219	2.6	100	72	1.4
111	Comilla RWH	Shahrasti	63,400	4,772	13.3	38,880	7,067	5.5	145	14	10.4	5,123	2,718	1.9	100	21	4.8
112	Comilla RWH	Titas	90,600	15,790	5.7	77,653	4,824	16.1	199	20	10.0	4,800	1,293	3.7	100	18	5.6
113	Dhaka CWH	Araihazar	43,800	16,327	2.7	44,516	23,122	1.9	225	105	2.1	9,010	5,082	1.8	344	123	2.8
114	Dhaka CWH	Bandar	86,500	52,866	1.6	36,615	19,140	1.9	108	57	1.9	4,650	2,328	2.0	20	80	0.3
115	Dhaka CWH	Belabo	33,600	16,474	2.0	26,940	12,563	2.1	189	18	10.5	3,069	1,506	2.0	100	48	2.1
116	Dhaka CWH	Daulatpur	36,200	13,930	2.6	28,485	12,109	2.4	263	18	14.6	2,926	1,386	2.1	257	41	6.3
117	Dhaka CWH	Dhamrai	48,400	30,188	1.6	180,660	28,778	6.3	438	150	2.9	4,188	2,081	2.0	0	84	0.0
118	Dhaka CWH	Dohar	83,452	16,416	5.1	43,608	7,036	6.2	420	21	20.0	2,249	685	3.3	0	58	0.0
119	Dhaka CWH	Gazaria	35,000	9,973	3.5	27,545	7,793	3.5	192	24	8.0	1,891	834	2.3	0	13	0.0
120	Dhaka CWH	Gazipur Sadar	159,800	90,944	1.8	78,405	41,263	1.9	226	140	1.6	5,980	3,208	1.9	500	131	3.8
121	Dhaka CWH	Ghior	196,700	25,056	7.9	238,090	10,768	22.1	201	21	9.6	2,582	1,205	2.1	0	94	0.0
122	Dhaka CWH	Harirampur	34,700	17,404	2.0	19,440	6,744	2.9	94	20	4.7	1,787	819	2.2	100	33	3.0
123	Dhaka CWH	Kaliakair	47,200	24,868	1.9	41,070	23,029	1.8	152	28	5.4	2,232	963	2.3	200	122	1.6
124	Dhaka CWH	Kaliganj	88,100	39,408	2.2	40,200	19,518	2.1	135	56	2.4	2,600	1,225	2.1	0	18	0.0
125	Dhaka CWH	Kapasia	63,400	26,239	2.4	255,560	20,822	12.3	99	55	1.8	2,297	1,145	2.0	0	27	0.0

SL	Warehouse Name	Upazila Name	Condom			Shukhi			IUD			Injectables			Implant		
			CBL	AMD	MOS	CBL	AMD	MOS	CBL	AMD	MOS	CBL	AMD	MOS	CBL	AMD	MOS
126	Dhaka CWH	Keraniganj	115,158	57,655	2.0	376,474	32,606	11.5	377	134	2.8	9,459	4,579	2.1	1,756	140	12.5
127	Dhaka CWH	Lohajang	48,100	22,171	2.2	22,680	10,757	2.1	148	32	4.6	2,131	1,015	2.1	0	33	0.0
128	Dhaka CWH	Manikganj Sadar	92,200	47,604	1.9	37,035	19,045	1.9	338	40	8.5	5,080	2,644	1.9	282	114	2.5
129	Dhaka CWH	Manohardi	69,000	31,155	2.2	640,378	16,452	38.9	167	107	1.6	5,148	2,667	1.9	0	23	0.0
130	Dhaka CWH	Mirpur	92,200	225,325	0.4	104,190	52,534	2.0	1,077	592	1.8	26,902	15,398	1.7	400	435	0.9
131	Dhaka CWH	Munshiganj Sadar	78,000	39,660	2.0	45,900	19,703	2.3	105	52	2.0	4,381	2,162	2.0	0	68	0.0
132	Dhaka CWH	Narayanganj Sadar	204,700	136,497	1.5	100,770	58,415	1.7	279	167	1.7	21,185	10,474	2.0	500	256	2.0
133	Dhaka CWH	Narsingdi Sadar	192,635	85,487	2.3	77,574	53,578	1.4	232	116	2.0	20,930	10,199	2.1	1,236	113	10.9
134	Dhaka CWH	Nawabganj	33,100	22,222	1.5	12,840	14,662	0.9	90	31	2.9	1,555	837	1.9	0	51	0.0
135	Dhaka CWH	Palash	35,800	12,818	2.8	21,900	12,196	1.8	89	29	3.1	3,042	1,557	2.0	0	52	0.0
136	Dhaka CWH	Roypura	196,900	77,792	2.5	62,670	25,151	2.5	521	106	4.9	9,419	4,608	2.0	192	33	5.8
137	Dhaka CWH	Rupganj	136,877	47,270	2.9	90,805	35,149	2.6	249	109	2.3	7,361	3,697	2.0	0	65	0.0
138	Dhaka CWH	Saturia	65,700	9,831	6.7	52,050	8,026	6.5	136	35	3.9	5,105	786	6.5	0	34	0.0
139	Dhaka CWH	Savar	137,300	89,290	1.5	81,525	39,178	2.1	294	103	2.9	6,242	3,033	2.1	400	101	4.0
140	Dhaka CWH	Serajdikhan	56,800	26,769	2.1	41,155	18,960	2.2	213	51	4.2	3,081	1,735	1.8	600	67	9.0
141	Dhaka CWH	Shibalaya	121,536	24,443	5.0	107,583	16,070	6.7	73	24	3.0	4,132	1,803	2.3	0	68	0.0
142	Dhaka CWH	Shibpur	75,500	29,539	2.6	110,579	19,710	5.6	332	84	4.0	1,126	3,625	0.3	0	77	0.0
143	Dhaka CWH	Singair	179,700	29,210	6.2	89,020	14,716	6.0	93	41	2.3	2,724	1,289	2.1	0	74	0.0
144	Dhaka CWH	Sonargaon	167,799	31,634	5.3	101,355	24,079	4.2	229	69	3.3	6,675	3,392	2.0	0	188	0.0
145	Dhaka CWH	Sreenagar	248,580	40,927	6.1	91,900	24,279	3.8	410	89	4.6	5,442	1,590	3.4	0	44	0.0
146	Dhaka CWH	Sreepur	94,100	47,508	2.0	103,587	32,712	3.2	172	45	3.8	4,724	2,364	2.0	0	99	0.0
147	Dhaka CWH	Tejgaon	211,700	406,832	0.5	200,500	150,411	1.3	1,075	531	2.0	44,815	24,212	1.9	460	615	0.7
148	Dhaka CWH	Tongi	166,500	76,303	2.2	182,055	20,453	8.9	250	95	2.6	4,590	2,242	2.0	175	177	1.0
149	Dhaka CWH	Tongibari	28,000	14,624	1.9	26,460	9,392	2.8	73	26	2.8	1,310	539	2.4	172	40	4.3
150	Dinajpur RWH	Atwari	30,400	8,700	3.5	52,502	13,026	4.0	74	16	4.6	4,540	1,220	3.7	0	55	0.0

SL	Warehouse Name	Upazila Name	Condom			Shukhi			IUD			Injectables			Implant		
			CBL	AMD	MOS	CBL	AMD	MOS	CBL	AMD	MOS	CBL	AMD	MOS	CBL	AMD	MOS
151	Dinajpur RWH	Baliadangi	28,700	4,802	6.0	67,485	13,123	5.1	79	9	8.8	7,129	2,777	2.6	0	39	0.0
152	Dinajpur RWH	Biral	41,300	9,923	4.2	91,875	15,565	5.9	106	25	4.2	4,230	1,436	2.9	0	81	0.0
153	Dinajpur RWH	Birampur	23,700	7,600	3.1	69,360	7,804	8.9	69	35	2.0	3,407	435	7.8	0	63	0.0
154	Dinajpur RWH	Birganj	49,700	9,621	5.2	84,540	23,787	3.6	148	53	2.8	5,713	1,945	2.9	200	190	1.1
155	Dinajpur RWH	Bochaganj	20,200	6,279	3.2	41,832	13,449	3.1	64	30	2.1	3,000	987	3.0	0	58	0.0
156	Dinajpur RWH	Boda	24,700	8,320	3.0	63,075	18,967	3.3	134	34	3.9	4,568	2,388	1.9	0	158	0.0
157	Dinajpur RWH	Chirirbandar	36,200	5,977	6.1	87,720	17,842	4.9	51	16	3.2	3,966	1,558	2.5	0	100	0.0
158	Dinajpur RWH	Debiganj	31,700	14,417	2.2	66,135	29,532	2.2	191	52	3.7	8,580	3,789	2.3	0	132	0.0
159	Dinajpur RWH	Dinajpur Sadar	77,300	36,363	2.1	69,840	26,085	2.7	106	38	2.8	9,570	4,503	2.1	0	138	0.0
160	Dinajpur RWH	Fulbari	23,800	6,502	3.7	79,920	8,918	9.0	50	17	2.9	2,560	367	7.0	0	68	0.0
161	Dinajpur RWH	Haripur	17,000	6,212	2.7	39,570	10,879	3.6	25	5	5.0	3,331	1,472	2.3	0	53	0.0
162	Dinajpur RWH	Kaharole	19,000	3,929	4.8	49,434	10,184	4.9	126	9	14.0	2,505	1,061	2.4	0	96	0.0
163	Dinajpur RWH	Khansama	23,500	4,673	5.0	53,595	14,954	3.6	48	11	4.4	3,391	1,464	2.3	0	155	0.0
164	Dinajpur RWH	Nawabganj	39,000	10,551	3.7	59,835	15,642	3.8	101	27	3.7	5,448	1,744	3.1	128	66	1.9
165	Dinajpur RWH	Panchagarh Sadar	30,100	10,820	2.8	63,615	20,836	3.1	110	23	4.8	6,115	3,132	2.0	0	45	0.0
166	Dinajpur RWH	Parbatipur	66,300	29,150	2.3	93,143	26,076	3.6	369	162	2.3	7,296	3,462	2.1	200	107	1.9
167	Dinajpur RWH	Pirganj	24,200	7,124	3.4	48,915	17,451	2.8	71	16	4.4	4,506	2,234	2.0	128	73	1.8
168	Dinajpur RWH	Ranisankail	20,700	5,995	3.5	36,840	15,314	2.4	90	9	10.0	3,990	1,686	2.4	0	91	0.0
169	Dinajpur RWH	Tentulia	52,900	5,812	9.1	58,392	8,203	7.1	93	30	3.1	3,946	576	6.9	0	22	0.0
170	Dinajpur RWH	Thakurgaon Sadar	51,800	21,053	2.5	142,920	36,156	4.0	90	73	1.2	12,400	6,351	2.0	0	281	0.0
171	Faridpur RWH	Agailjhara	13,210	9,301	1.4	17,122	9,432	1.8	130	18	7.2	2,497	615	4.1	0	57	0.0
172	Faridpur RWH	Alfadanga	39,220	21,494	1.8	34,969	7,217	4.8	303	15	20.2	2,917	864	3.4	0	15	0.0
173	Faridpur RWH	Babuganj	12,600	5,595	2.3	15,840	7,255	2.2	93	34	2.7	1,622	738	2.2	0	49	0.0
174	Faridpur RWH	Baliakandi	42,500	25,810	1.6	27,390	18,248	1.5	146	40	3.7	2,930	1,390	2.1	0	103	0.0
175	Faridpur RWH	Banari Para	11,900	6,000	2.0	18,947	8,774	2.2	71	27	2.6	1,992	658	3.0	64	56	1.1

SL	Warehouse Name	Upazila Name	Condom			Shukhi			IUD			Injectables			Implant		
			CBL	AMD	MOS	CBL	AMD	MOS	CBL	AMD	MOS	CBL	AMD	MOS	CBL	AMD	MOS
176	Faridpur RWH	Barisal Sadar (kotwali)	69,400	44,700	1.6	45,460	22,143	2.1	196	71	2.8	8,232	4,233	1.9	172	151	1.1
177	Faridpur RWH	Bhanga	53,500	24,892	2.1	37,375	16,778	2.2	269	64	4.2	1,845	895	2.1	128	35	3.7
178	Faridpur RWH	Bhedarganj	29,100	15,025	1.9	21,390	10,097	2.1	72	34	2.1	4,994	2,141	2.3	128	48	2.7
179	Faridpur RWH	Boalmari	85,500	29,202	2.9	47,140	16,083	2.9	178	42	4.2	5,394	1,640	3.3	256	36	7.1
180	Faridpur RWH	Char Bhadrasan	13,700	8,337	1.6	6,114	2,902	2.1	67	18	3.7	540	251	2.2	0	20	0.0
181	Faridpur RWH	Damudya	20,700	7,251	2.9	21,810	5,504	4.0	58	21	2.8	1,686	653	2.6	0	26	0.0
182	Faridpur RWH	Faridpur Sadar	116,400	56,237	2.1	48,875	22,720	2.2	173	67	2.6	8,524	3,733	2.3	0	139	0.0
183	Faridpur RWH	Gaurnadi	21,100	9,548	2.2	22,180	9,615	2.3	169	26	6.5	4,599	1,102	4.2	128	46	2.8
184	Faridpur RWH	Goalanda	43,800	23,765	1.8	15,015	7,456	2.0	90	17	5.3	3,639	1,691	2.2	0	76	0.0
185	Faridpur RWH	Gopalganj Sadar	72,200	36,175	2.0	42,110	18,069	2.3	150	67	2.2	3,864	1,450	2.7	320	54	5.9
186	Faridpur RWH	Gosairhat	32,500	15,228	2.1	22,380	10,231	2.2	195	80	2.4	2,395	1,126	2.1	320	23	13.9
187	Faridpur RWH	Jhalokati Sadar	31,600	10,771	2.9	28,620	9,677	3.0	204	38	5.4	3,898	1,039	3.8	0	84	0.0
188	Faridpur RWH	Kalkini	27,500	14,410	1.9	23,400	15,227	1.5	239	25	9.6	3,423	1,469	2.3	128	81	1.6
189	Faridpur RWH	Kashiani	61,300	27,893	2.2	68,150	17,110	4.0	253	28	9.0	7,323	1,554	4.7	192	29	6.6
190	Faridpur RWH	Kotalipara	62,500	10,381	6.0	46,395	16,271	2.9	136	15	9.1	1,896	758	2.5	0	71	0.0
191	Faridpur RWH	Madaripur Sadar	44,800	20,805	2.2	46,050	22,889	2.0	229	86	2.7	9,107	4,753	1.9	320	153	2.1
192	Faridpur RWH	Madhukhali	34,300	18,499	1.9	34,155	18,345	1.9	189	48	3.9	4,134	1,804	2.3	0	56	0.0
193	Faridpur RWH	Muksudpur	77,900	39,099	2.0	60,952	31,079	2.0	172	52	3.3	4,428	2,241	2.0	256	43	6.0
194	Faridpur RWH	Nagarkanda	37,800	21,668	1.7	25,930	14,035	1.8	127	40	3.2	1,693	867	2.0	64	51	1.3
195	Faridpur RWH	Naria	44,900	13,999	3.2	34,085	12,669	2.7	278	44	6.3	3,070	1,038	3.0	0	49	0.0
196	Faridpur RWH	Nesarabad (swarupkati)	20,300	8,383	2.4	23,520	11,528	2.0	99	26	3.8	1,815	1,006	1.8	0	33	0.0
197	Faridpur RWH	Pangsha	103,800	40,676	2.6	53,900	27,712	1.9	140	71	2.0	6,193	2,925	2.1	0	267	0.0
198	Faridpur RWH	Rajbari Sadar	61,500	31,963	1.9	34,365	17,212	2.0	322	131	2.5	6,216	2,655	2.3	64	195	0.3
199	Faridpur RWH	Rajoir	28,800	17,530	1.6	27,495	15,761	1.7	142	30	4.7	4,040	1,775	2.3	64	55	1.2
200	Faridpur RWH	Sadarpur	41,400	15,313	2.7	50,306	8,040	6.3	161	22	7.3	2,455	829	3.0	0	34	0.0

SL	Warehouse Name	Upazila Name	Condom			Shukhi			IUD			Injectables			Implant		
			CBL	AMD	MOS	CBL	AMD	MOS	CBL	AMD	MOS	CBL	AMD	MOS	CBL	AMD	MOS
201	Faridpur RWH	Saltha	27,700	14,117	2.0	20,985	10,510	2.0	203	44	4.6	2,081	765	2.7	64	79	0.8
202	Faridpur RWH	Shariatpur Sadar	28,700	16,193	1.8	28,496	9,856	2.9	175	42	4.2	4,368	1,466	3.0	256	40	6.4
203	Faridpur RWH	Shib Char	49,000	33,336	1.5	37,440	26,682	1.4	275	33	8.3	5,000	3,041	1.6	0	92	0.0
204	Faridpur RWH	Tungipara	38,500	18,474	2.1	23,927	12,126	2.0	90	13	6.9	2,096	803	2.6	0	19	0.0
205	Faridpur RWH	Wazirpur	22,800	14,067	1.6	25,095	15,703	1.6	218	23	9.5	4,161	1,226	3.4	128	118	1.1
206	Faridpur RWH	Zanjira	40,400	20,321	2.0	31,500	11,788	2.7	101	48	2.1	3,684	1,161	3.2	128	59	2.2
207	Jamalpur RWH	Bakshiganj	36,500	18,037	2.0	29,430	13,889	2.1	65	33	2.0	2,000	1,137	1.8	576	64	9.0
208	Jamalpur RWH	Char Rajibpur	95,000	44,771	2.1	40,717	7,558	5.4	100	12	8.3	2,730	1,183	2.3	240	28	8.6
209	Jamalpur RWH	Dewanganj	66,200	30,823	2.1	25,470	18,477	1.4	57	58	1.0	7,316	3,769	1.9	300	58	5.2
210	Jamalpur RWH	Islampur	64,000	37,213	1.7	50,749	26,042	1.9	90	59	1.5	6,020	2,795	2.2	386	74	5.2
211	Jamalpur RWH	Jamalpur Sadar	119,500	57,712	2.1	96,178	45,317	2.1	224	109	2.1	12,367	5,651	2.2	800	264	3.0
212	Jamalpur RWH	Jhenaigati	86,600	14,797	5.9	99,240	16,812	5.9	108	9	12.0	2,339	1,373	1.7	64	67	1.0
213	Jamalpur RWH	Madarganj	70,400	19,825	3.6	60,405	15,330	3.9	215	72	3.0	2,100	1,270	1.7	712	71	10.0
214	Jamalpur RWH	Melandaha	98,400	29,929	3.3	90,720	24,039	3.8	80	60	1.3	7,100	3,200	2.2	200	55	3.6
215	Jamalpur RWH	Nakla	257,900	13,538	19.1	231,550	16,586	14.0	73	25	2.9	3,834	1,805	2.1	322	90	3.6
216	Jamalpur RWH	Nalitabari	79,200	22,896	3.5	67,980	20,774	3.3	134	24	5.6	3,149	1,636	1.9	0	94	0.0
217	Jamalpur RWH	Raumari	94,000	50,465	1.9	33,720	13,054	2.6	45	26	1.7	4,347	2,673	1.6	172	50	3.4
218	Jamalpur RWH	Sarishabari	118,000	30,877	3.8	109,560	23,999	4.6	136	68	2.0	4,277	2,120	2.0	0	104	0.0
219	Jamalpur RWH	Sherpur Sadar	130,200	44,344	2.9	97,180	36,708	2.6	169	92	1.8	17,805	9,208	1.9	258	130	2.0
220	Jamalpur RWH	Sreebardi	225,100	21,920	10.3	190,895	17,364	11.0	68	10	6.8	5,340	1,909	2.8	0	106	0.0
221	Jessore RWH	Abhaynagar	50,300	23,930	2.1	42,465	12,404	3.4	52	38	1.4	6,232	2,906	2.1	0	58	0.0
222	Jessore RWH	Bagher Para	71,200	34,972	2.0	35,020	14,770	2.4	178	62	2.9	4,242	2,036	2.1	0	90	0.0
223	Jessore RWH	Chaugachha	219,100	24,636	8.9	70,785	13,097	5.4	329	17	19.4	8,650	1,840	4.7	64	38	1.7
224	Jessore RWH	Harinakunda	46,300	8,454	5.5	104,275	16,753	6.2	142	21	6.8	3,520	1,122	3.1	256	76	3.4
225	Jessore RWH	Jessore Sadar	187,700	95,004	2.0	94,500	56,300	1.7	279	73	3.8	16,812	9,077	1.9	326	170	1.9

SL	Warehouse Name	Upazila Name	Condom			Shukhi			IUD			Injectables			Implant		
			CBL	AMD	MOS	CBL	AMD	MOS	CBL	AMD	MOS	CBL	AMD	MOS	CBL	AMD	MOS
226	Jessore RWH	Jhenaidah Sadar	121,300	39,331	3.1	73,005	31,219	2.3	462	132	3.5	20,100	4,257	4.7	152	138	1.1
227	Jessore RWH	Jhikargachha	42,000	21,040	2.0	28,740	13,891	2.1	150	42	3.6	4,900	2,653	1.8	10	41	0.2
228	Jessore RWH	Kalia	44,800	19,743	2.3	17,710	11,612	1.5	130	30	4.3	1,050	873	1.2	64	35	1.8
229	Jessore RWH	Kaliganj	87,100	18,903	4.6	55,620	17,007	3.3	350	16	21.9	7,687	1,380	5.6	218	24	9.1
230	Jessore RWH	Keshabpur	38,000	16,508	2.3	25,680	12,926	2.0	170	20	8.5	5,414	2,463	2.2	192	63	3.0
231	Jessore RWH	Kotchandpur	65,200	7,785	8.4	40,170	7,900	5.1	220	12	18.3	6,050	1,099	5.5	128	38	3.4
232	Jessore RWH	Lohagara	21,100	24,478	0.9	29,320	15,116	1.9	150	57	2.6	2,792	1,818	1.5	0	51	0.0
233	Jessore RWH	Magura Sadar	29,200	36,638	0.8	38,050	33,289	1.1	100	77	1.3	3,992	4,061	1.0	0	158	0.0
234	Jessore RWH	Maheshpur	170,600	26,188	6.5	29,640	18,606	1.6	154	45	3.4	12,100	3,486	3.5	128	43	3.0
235	Jessore RWH	Manirampur	72,700	31,516	2.3	59,370	28,401	2.1	346	136	2.5	14,285	6,976	2.0	256	91	2.8
236	Jessore RWH	Mohammadpur	46,900	7,473	6.3	38,495	11,443	3.4	246	22	11.2	1,766	924	1.9	90	49	1.8
237	Jessore RWH	Narail Sadar	92,400	30,933	3.0	37,330	21,762	1.7	330	45	7.3	4,122	2,262	1.8	0	74	0.0
238	Jessore RWH	Shailkupa	55,700	30,176	1.8	51,525	28,727	1.8	201	31	6.5	6,538	1,944	3.4	64	141	0.5
239	Jessore RWH	Shalikhha	26,660	6,037	4.4	29,823	8,781	3.4	92	18	5.1	743	619	1.2	64	67	1.0
240	Jessore RWH	Sharsha	80,400	37,932	2.1	46,470	20,703	2.2	147	39	3.8	7,794	3,773	2.1	0	58	0.0
241	Jessore RWH	Sreepur	48,200	14,475	3.3	36,945	13,241	2.8	39	29	1.3	3,042	1,269	2.4	64	83	0.8
242	Khulna RWH	Assasuni	42,800	18,382	2.3	44,580	22,308	2.0	82	11	7.5	3,128	1,506	2.1	0	62	0.0
243	Khulna RWH	Bagerhat Sadar	49,900	30,644	1.6	30,915	20,607	1.5	124	72	1.7	5,338	2,366	2.3	200	84	2.4
244	Khulna RWH	Batiaghata	42,300	16,374	2.6	25,440	13,698	1.9	113	31	3.6	2,083	928	2.2	0	30	0.0
245	Khulna RWH	Bhandaria	31,600	13,039	2.4	18,570	7,876	2.4	113	26	4.3	1,954	1,028	1.9	192	43	4.5
246	Khulna RWH	Chitalmari	39,800	20,556	1.9	30,425	9,864	3.1	165	9	18.3	2,217	1,263	1.8	0	26	0.0
247	Khulna RWH	Dacope	60,700	8,155	7.4	31,560	12,418	2.5	63	3	21.0	1,434	815	1.8	128	63	2.0
248	Khulna RWH	Daulatpur	392,900	71,372	5.5	177,480	22,191	8.0	180	67	2.7	11,300	6,235	1.8	0	209	0.0
249	Khulna RWH	Debhata	30,500	12,682	2.4	22,470	8,222	2.7	67	8	8.4	1,426	594	2.4	128	36	3.6
250	Khulna RWH	Dumuria	185,800	28,818	6.4	216,415	23,397	9.2	151	64	2.4	5,023	2,432	2.1	192	112	1.7

SL	Warehouse Name	Upazila Name	Condom			Shukhi			IUD			Injectables			Implant		
			CBL	AMD	MOS	CBL	AMD	MOS	CBL	AMD	MOS	CBL	AMD	MOS	CBL	AMD	MOS
251	Khulna RWH	Fakirhat	48,500	14,392	3.4	22,605	8,918	2.5	77	20	3.9	1,250	864	1.4	0	52	0.0
252	Khulna RWH	Kachua	41,800	18,823	2.2	20,625	8,603	2.4	76	23	3.3	1,909	803	2.4	400	28	14.3
253	Khulna RWH	Kalaroa	57,600	25,590	2.3	34,830	11,371	3.1	109	20	5.5	367	1,744	0.2	10	67	0.1
254	Khulna RWH	Kaliganj	497,900	25,708	19.4	176,805	20,791	8.5	90	15	6.0	2,810	1,419	2.0	236	60	3.9
255	Khulna RWH	Kanthalia	20,500	7,334	2.8	16,755	5,786	2.9	51	16	3.2	1,270	740	1.7	20	38	0.5
256	Khulna RWH	Kawkhali	14,400	4,509	3.2	11,975	3,754	3.2	95	19	5.0	1,055	363	2.9	0	37	0.0
257	Khulna RWH	Khulna Sadar	165,200	151,468	1.1	94,540	41,446	2.3	241	144	1.7	11,974	6,147	1.9	192	125	1.5
258	Khulna RWH	Koyra	46,400	15,308	3.0	43,950	20,650	2.1	40	15	2.7	1,251	612	2.0	128	28	4.6
259	Khulna RWH	Mathbaria	117,700	13,761	8.6	91,095	17,305	5.3	164	60	2.7	3,816	1,726	2.2	0	52	0.0
260	Khulna RWH	Mollahat	28,500	14,307	2.0	27,920	11,414	2.4	87	24	3.6	1,476	589	2.5	0	31	0.0
261	Khulna RWH	Mongla	58,200	25,175	2.3	31,995	11,718	2.7	102	36	2.8	3,887	1,724	2.3	64	26	2.5
262	Khulna RWH	Morrelganj	158,000	26,355	6.0	386,685	27,536	14.0	314	71	4.4	6,401	2,304	2.8	0	69	0.0
263	Khulna RWH	Nazirpur	29,700	13,747	2.2	30,630	11,323	2.7	140	23	6.1	2,890	1,215	2.4	0	30	0.0
264	Khulna RWH	Paikgachha	63,600	13,262	4.8	52,200	20,396	2.6	105	15	7.0	2,650	1,171	2.3	64	68	0.9
265	Khulna RWH	Phultala	54,600	20,598	2.7	21,195	7,992	2.7	84	34	2.5	2,400	1,139	2.1	64	19	3.4
266	Khulna RWH	Pirojpur Sadar	43,800	12,250	3.6	19,665	8,245	2.4	136	51	2.7	2,450	1,103	2.2	128	55	2.3
267	Khulna RWH	Rajapur	20,200	9,163	2.2	14,520	6,536	2.2	49	12	4.1	1,491	720	2.1	30	15	2.0
268	Khulna RWH	Rampal	99,200	19,449	5.1	43,825	12,292	3.6	95	23	4.1	1,626	533	3.1	50	21	2.4
269	Khulna RWH	Rupsa	37,500	19,095	2.0	25,965	11,423	2.3	100	68	1.5	1,739	765	2.3	0	85	0.0
270	Khulna RWH	Sarankhola	30,200	15,512	1.9	32,675	10,229	3.2	75	26	2.9	1,137	1,423	0.8	84	29	2.9
271	Khulna RWH	Satkhira Sadar	110,300	60,490	1.8	49,030	24,157	2.0	126	69	1.8	9,092	4,566	2.0	350	162	2.2
272	Khulna RWH	Shyamnagar	536,700	19,092	28.1	172,815	25,516	6.8	109	18	6.1	2,897	1,177	2.5	120	64	1.9
273	Khulna RWH	Tala	31,200	16,497	1.9	40,350	18,493	2.2	130	65	2.0	4,289	2,325	1.8	0	71	0.0
274	Khulna RWH	Terokhada	119,800	20,309	5.9	72,000	11,132	6.5	70	16	4.4	1,500	555	2.7	0	53	0.0
275	Khulna RWH	Zianagar	15,600	3,927	4.0	13,180	3,965	3.3	88	24	3.7	1,345	545	2.5	14	20	0.7

SL	Warehouse Name	Upazila Name	Condom			Shukhi			IUD			Injectables			Implant		
			CBL	AMD	MOS	CBL	AMD	MOS	CBL	AMD	MOS	CBL	AMD	MOS	CBL	AMD	MOS
276	Kushtia RWH	Alamdanga	46,500	19,044	2.4	46,110	19,603	2.4	75	27	2.8	6,900	3,076	2.2	256	109	2.3
277	Kushtia RWH	Bheramara	63,200	26,537	2.4	24,945	11,025	2.3	25	11	2.3	4,211	2,012	2.1	0	22	0.0
278	Kushtia RWH	Chuadanga Sadar	55,700	32,955	1.7	35,910	16,869	2.1	69	52	1.3	7,142	3,924	1.8	64	49	1.3
279	Kushtia RWH	Damurhuda	51,800	25,990	2.0	29,490	14,874	2.0	55	41	1.3	6,214	3,174	2.0	0	82	0.0
280	Kushtia RWH	Daulatpur	91,900	47,321	1.9	52,845	25,167	2.1	46	8	5.8	8,869	4,168	2.1	0	24	0.0
281	Kushtia RWH	Gangni	118,000	44,147	2.7	48,975	20,078	2.4	45	26	1.7	11,725	5,411	2.2	130	35	3.7
282	Kushtia RWH	Jiban Nagar	25,500	12,852	2.0	21,315	10,594	2.0	60	39	1.5	3,981	1,991	2.0	0	66	0.0
283	Kushtia RWH	Khoksa	41,100	18,704	2.2	18,505	8,679	2.1	24	2	12.0	1,261	591	2.1	0	40	0.0
284	Kushtia RWH	Kumarkhali	67,080	33,070	2.0	31,731	15,234	2.1	34	18	1.9	6,328	2,871	2.2	0	36	0.0
285	Kushtia RWH	Kushtia Sadar	97,200	53,399	1.8	67,545	31,373	2.2	133	55	2.4	11,512	5,569	2.1	203	144	1.4
286	Kushtia RWH	Meherpur Sadar	84,300	37,764	2.2	25,320	12,933	2.0	60	23	2.6	6,184	3,023	2.0	0	31	0.0
287	Kushtia RWH	Mirpur	62,700	28,258	2.2	38,880	18,932	2.1	38	15	2.5	4,879	2,488	2.0	0	49	0.0
288	Kushtia RWH	Mujib Nagar	23,600	8,974	2.6	7,530	3,307	2.3	20	6	3.3	3,286	1,469	2.2	0	5	0.0
289	Mymensingh RWH	Atpara	35,900	11,936	3.0	43,180	14,920	2.9	94	13	7.2	1,950	805	2.4	92	68	1.4
290	Mymensingh RWH	Austagram	45,300	17,705	2.6	32,175	11,033	2.9	92	29	3.2	2,632	1,205	2.2	0	26	0.0
291	Mymensingh RWH	Bajitpur	49,200	21,986	2.2	44,205	15,820	2.8	78	17	4.6	2,430	951	2.6	0	51	0.0
292	Mymensingh RWH	Barhatta	37,100	17,240	2.2	40,245	14,569	2.8	99	23	4.3	3,518	1,573	2.2	0	56	0.0
293	Mymensingh RWH	Bhairab	76,500	35,750	2.1	50,160	21,686	2.3	238	71	3.4	4,411	2,146	2.1	0	92	0.0
294	Mymensingh RWH	Bhaluka	71,200	27,474	2.6	73,860	29,320	2.5	219	86	2.5	3,895	1,872	2.1	512	129	4.0
295	Mymensingh RWH	Dharampasha	43,000	20,830	2.1	38,160	17,135	2.2	115	12	9.6	4,080	1,930	2.1	128	16	8.0
296	Mymensingh RWH	Dhobaura	60,200	23,013	2.6	45,555	16,901	2.7	46	15	3.1	3,800	1,540	2.5	20	58	0.3
297	Mymensingh RWH	Durgapur	50,400	23,546	2.1	48,249	17,462	2.8	144	44	3.3	4,748	2,305	2.1	158	84	1.9
298	Mymensingh RWH	Fulbaria	54,400	22,125	2.5	105,270	43,214	2.4	152	48	3.2	3,189	1,465	2.2	256	99	2.6
299	Mymensingh RWH	Gaffargaon	107,700	48,769	2.2	79,650	36,461	2.2	104	29	3.6	4,465	2,275	2.0	448	75	6.0
300	Mymensingh RWH	Gauripur	49,100	21,393	2.3	57,495	24,191	2.4	134	48	2.8	3,942	2,023	1.9	256	64	4.0

SL	Warehouse Name	Upazila Name	Condom			Shukhi			IUD			Injectables			Implant		
			CBL	AMD	MOS	CBL	AMD	MOS	CBL	AMD	MOS	CBL	AMD	MOS	CBL	AMD	MOS
301	Mymensingh RWH	Haluaghat	68,900	23,680	2.9	80,370	28,992	2.8	218	14	15.6	4,055	1,998	2.0	512	83	6.2
302	Mymensingh RWH	Hossainpur	36,200	17,464	2.1	40,215	18,986	2.1	85	56	1.5	2,974	1,507	2.0	0	49	0.0
303	Mymensingh RWH	Ishwarganj	43,000	20,129	2.1	77,875	43,842	1.8	76	13	5.8	3,828	1,846	2.1	512	87	5.9
304	Mymensingh RWH	Itna	51,000	18,954	2.7	47,025	16,844	2.8	87	19	4.6	1,671	685	2.4	0	23	0.0
305	Mymensingh RWH	Kalmakanda	83,500	42,649	2.0	36,555	27,819	1.3	81	17	4.8	3,079	1,996	1.5	3	41	0.1
306	Mymensingh RWH	Karimganj	51,600	19,532	2.6	51,440	20,622	2.5	142	39	3.6	2,926	1,415	2.1	128	112	1.1
307	Mymensingh RWH	Katiadi	81,797	36,279	2.3	50,123	19,196	2.6	125	51	2.5	4,763	2,394	2.0	256	60	4.3
308	Mymensingh RWH	Kendua	34,500	16,416	2.1	50,850	24,432	2.1	135	84	1.6	3,163	1,370	2.3	70	172	0.4
309	Mymensingh RWH	Khaliajuri	30,000	7,139	4.2	23,905	6,442	3.7	60	7	8.6	1,224	533	2.3	50	12	4.2
310	Mymensingh RWH	Kishoreganj Sadar	106,100	50,117	2.1	66,705	31,823	2.1	255	111	2.3	5,424	2,412	2.2	0	113	0.0
311	Mymensingh RWH	Kuliar Char	41,600	16,879	2.5	45,935	14,718	3.1	70	29	2.4	3,151	1,297	2.4	128	72	1.8
312	Mymensingh RWH	Madan	27,400	11,445	2.4	22,475	15,623	1.4	45	16	2.8	1,403	736	1.9	0	49	0.0
313	Mymensingh RWH	Mithamain	42,600	13,193	3.2	25,560	8,563	3.0	97	12	8.1	935	253	3.7	128	18	7.1
314	Mymensingh RWH	Mohanganj	25,800	13,477	1.9	28,655	22,145	1.3	121	32	3.8	1,459	1,254	1.2	0	48	0.0
315	Mymensingh RWH	Muktagachha	85,400	28,504	3.0	114,900	39,172	2.9	38	16	2.4	4,344	2,010	2.2	0	127	0.0
316	Mymensingh RWH	Mymensingh Sadar	198,400	88,282	2.2	138,420	54,161	2.6	263	171	1.5	7,733	3,842	2.0	192	346	0.6
317	Mymensingh RWH	Nandail	37,700	17,397	2.2	114,375	53,468	2.1	150	55	2.7	5,950	2,756	2.2	640	77	8.3
318	Mymensingh RWH	Netrakona Sadar	63,000	30,733	2.0	58,080	27,344	2.1	49	35	1.4	5,261	2,772	1.9	0	130	0.0
319	Mymensingh RWH	Nikli	28,100	13,509	2.1	23,256	8,231	2.8	113	31	3.6	2,103	890	2.4	0	65	0.0
320	Mymensingh RWH	Pakundia	49,600	22,774	2.2	34,635	16,961	2.0	97	34	2.9	3,365	1,646	2.0	128	56	2.3
321	Mymensingh RWH	Phulpur	64,100	28,483	2.3	127,265	51,112	2.5	248	79	3.1	5,573	2,003	2.8	512	197	2.6
322	Mymensingh RWH	Purbadhala	59,700	22,730	2.6	55,935	25,827	2.2	86	36	2.4	5,424	2,532	2.1	320	101	3.2
323	Mymensingh RWH	Tarail	59,650	20,986	2.8	40,680	14,765	2.8	92	25	3.7	2,300	754	3.1	0	63	0.0
324	Mymensingh RWH	Trishal	68,400	33,427	2.0	92,475	43,511	2.1	141	47	3.0	5,145	2,235	2.3	1,168	156	7.5
325	Noakhali RWH	Begumganj	15,632	31,912	0.5	9,105	17,423	0.5	127	107	1.2	1,631	2,832	0.6	0	65	0.0

SL	Warehouse Name	Upazila Name	Condom			Shukhi			IUD			Injectables			Implant		
			CBL	AMD	MOS	CBL	AMD	MOS	CBL	AMD	MOS	CBL	AMD	MOS	CBL	AMD	MOS
326	Noakhali RWH	Chatkhil	48,500	6,192	7.8	18,510	5,422	3.4	83	23	3.6	2,217	946	2.3	100	26	3.8
327	Noakhali RWH	Chhagalnaiya	23,200	10,676	2.2	14,610	7,489	2.0	150	19	7.9	2,626	1,294	2.0	0	34	0.0
328	Noakhali RWH	Companiganj	17,600	14,560	1.2	8,325	8,808	0.9	148	17	8.7	769	1,795	0.4	100	36	2.8
329	Noakhali RWH	Daganbhuiyan	26,900	23,344	1.2	14,520	8,187	1.8	55	25	2.2	3,218	1,504	2.1	64	37	1.7
330	Noakhali RWH	Feni Sadar	74,100	61,708	1.2	19,134	18,747	1.0	268	123	2.2	7,625	4,274	1.8	90	94	1.0
331	Noakhali RWH	Fulgazi	21,600	12,283	1.8	12,495	5,636	2.2	90	22	4.1	1,943	848	2.3	50	13	3.8
332	Noakhali RWH	Hatiya	2,500	19,932	0.1	60	15,416	0.0	57	27	2.1	77	3,085	0.0	0	63	0.0
333	Noakhali RWH	Kabirhat	15,500	11,777	1.3	14,445	8,009	1.8	209	17	12.3	1,550	1,453	1.1	100	50	2.0
334	Noakhali RWH	Kamalnagar	9,120	9,379	1.0	25,524	6,306	4.0	81	10	8.1	7,009	3,451	2.0	0	55	0.0
335	Noakhali RWH	Lakshmipur Sadar	28,300	28,098	1.0	22,140	19,192	1.2	200	178	1.1	10,550	7,515	1.4	45	154	0.3
336	Noakhali RWH	Noakhali Sadar	9,400	44,873	0.2	4,860	15,679	0.3	95	79	1.2	356	4,553	0.1	0	79	0.0
337	Noakhali RWH	Parshuram	24,400	10,831	2.3	32,174	5,049	6.4	25	15	1.7	2,273	1,162	2.0	0	27	0.0
338	Noakhali RWH	Ramganj	19,400	9,540	2.0	16,530	6,420	2.6	91	63	1.4	2,755	2,056	1.3	0	53	0.0
339	Noakhali RWH	Ramgati	70,357	8,488	8.3	17,788	8,764	2.0	19	29	0.7	7,226	3,720	1.9	0	52	0.0
340	Noakhali RWH	Roypur	13,500	5,328	2.5	18,240	8,853	2.1	163	66	2.5	3,793	1,839	2.1	100	74	1.4
341	Noakhali RWH	Senbagh	34,700	18,497	1.9	12,675	10,280	1.2	73	21	3.5	4,317	1,747	2.5	0	60	0.0
342	Noakhali RWH	Sonagazi	72,800	17,231	4.2	74,865	10,337	7.2	95	23	4.1	5,900	2,822	2.1	0	26	0.0
343	Noakhali RWH	Sonaimuri	17,600	13,398	1.3	18,450	9,018	2.0	16	24	0.7	1,626	2,098	0.8	10	18	0.6
344	Noakhali RWH	Subarnachar	41,600	21,029	2.0	14,585	8,359	1.7	95	8	11.9	3,345	1,809	1.8	100	44	2.3
345	Pabna RWH	Atgharia	39,800	11,079	3.6	44,955	11,026	4.1	105	19	5.5	1,667	669	2.5	100	37	2.7
346	Pabna RWH	Belkuchi	84,100	59,410	1.4	72,735	26,961	2.7	164	23	7.1	6,567	2,164	3.0	199	36	5.5
347	Pabna RWH	Bera	31,900	15,832	2.0	38,010	16,518	2.3	229	82	2.8	2,967	1,672	1.8	20	46	0.4
348	Pabna RWH	Bhangura	31,400	12,969	2.4	38,235	9,808	3.9	80	28	2.9	644	262	2.5	100	28	3.6
349	Pabna RWH	Chatmohar	67,300	35,472	1.9	60,135	28,675	2.1	135	67	2.0	1,423	1,207	1.2	100	61	1.6
350	Pabna RWH	Faridpur	57,400	8,266	6.9	92,565	6,172	15.0	90	32	2.8	2,520	1,307	1.9	200	57	3.5

SL	Warehouse Name	Upazila Name	Condom			Shukhi			IUD			Injectables			Implant		
			CBL	AMD	MOS	CBL	AMD	MOS	CBL	AMD	MOS	CBL	AMD	MOS	CBL	AMD	MOS
351	Pabna RWH	Ishwardi	118,300	38,519	3.1	45,756	19,410	2.4	203	44	4.6	5,406	2,801	1.9	0	118	0.0
352	Pabna RWH	Kamarkhanda	29,900	9,043	3.3	55,425	7,981	6.9	90	14	6.4	2,884	1,315	2.2	100	38	2.6
353	Pabna RWH	Kazipur	62,500	37,471	1.7	55,500	17,532	3.2	161	75	2.1	6,100	2,851	2.1	0	58	0.0
354	Pabna RWH	Pabna Sadar	102,600	79,803	1.3	109,515	49,132	2.2	170	150	1.1	2,000	10,163	0.2	300	113	2.7
355	Pabna RWH	Royganj	72,000	26,654	2.7	65,520	22,316	2.9	190	55	3.5	4,730	2,463	1.9	200	38	5.3
356	Pabna RWH	Santhia	52,900	24,663	2.1	90,270	26,310	3.4	147	53	2.8	10,110	4,526	2.2	100	46	2.2
357	Pabna RWH	Shahjadpur	132,300	62,388	2.1	72,735	32,606	2.2	396	134	3.0	16,364	8,161	2.0	0	86	0.0
358	Pabna RWH	Sirajganj Sadar	95,379	46,193	2.1	59,499	30,118	2.0	47	61	0.8	10,535	4,859	2.2	0	54	0.0
359	Pabna RWH	Sujanagar	46,200	27,603	1.7	66,480	17,924	3.7	222	121	1.8	2,929	2,772	1.1	0	28	0.0
360	Pabna RWH	Tarash	55,800	16,854	3.3	49,020	18,199	2.7	192	45	4.3	2,660	1,313	2.0	100	55	1.8
361	Pabna RWH	Ullah Para	165,900	75,665	2.2	98,370	46,320	2.1	114	91	1.3	10,800	5,286	2.0	0	87	0.0
362	Patuakhali RWH	Amtali	43,400	9,610	4.5	49,080	18,099	2.7	66	15	4.4	4,958	2,290	2.2	0	106	0.0
363	Patuakhali RWH	Bakerganj	35,800	18,286	2.0	29,880	15,795	1.9	74	36	2.1	5,062	2,403	2.1	200	65	3.1
364	Patuakhali RWH	Bamna	6,800	2,692	2.5	9,240	3,809	2.4	59	10	5.9	661	242	2.7	168	34	4.9
365	Patuakhali RWH	Barguna Sadar	21,400	8,557	2.5	29,340	13,634	2.2	300	112	2.7	7,900	3,810	2.1	100	111	0.9
366	Patuakhali RWH	Bauphal	30,200	13,707	2.2	36,000	21,424	1.7	180	53	3.4	4,900	2,903	1.7	300	60	5.0
367	Patuakhali RWH	Betagi	44,600	4,088	10.9	47,145	5,228	9.0	120	22	5.5	1,475	888	1.7	200	38	5.3
368	Patuakhali RWH	Dashmina	7,600	3,605	2.1	13,950	6,021	2.3	74	22	3.4	2,128	1,087	2.0	200	66	3.0
369	Patuakhali RWH	Dumki	9,600	3,315	2.9	7,160	3,159	2.3	10	14	0.7	1,092	515	2.1	200	27	7.4
370	Patuakhali RWH	Galachipa	52,400	10,195	5.1	68,964	20,842	3.3	61	12	5.1	8,700	4,200	2.1	50	101	0.5
371	Patuakhali RWH	Kalapara	26,700	11,690	2.3	36,045	15,089	2.4	107	26	4.1	7,759	3,524	2.2	200	73	2.7
372	Patuakhali RWH	Mirzaganj	16,062	8,112	2.0	14,915	6,962	2.1	97	17	5.7	1,489	662	2.2	200	50	4.0
373	Patuakhali RWH	Nalchity	16,800	7,810	2.2	23,955	8,174	2.9	212	29	7.3	4,038	1,728	2.3	192	59	3.3
374	Patuakhali RWH	Patharghata	13,800	5,330	2.6	16,725	7,608	2.2	58	20	2.9	3,453	1,608	2.1	200	27	7.4
375	Patuakhali RWH	Patuakhali Sadar	49,000	22,203	2.2	31,605	14,598	2.2	165	90	1.8	8,216	4,118	2.0	84	96	0.9

SL	Warehouse Name	Upazila Name	Condom			Shukhi			IUD			Injectables			Implant		
			CBL	AMD	MOS	CBL	AMD	MOS	CBL	AMD	MOS	CBL	AMD	MOS	CBL	AMD	MOS
376	Rajshahi RWH	Bagatipara	75,900	16,990	4.5	415,965	8,849	47.0	67	11	6.1	1,533	528	2.9	0	50	0.0
377	Rajshahi RWH	Bagha	36,700	27,223	1.3	21,660	10,213	2.1	65	16	4.1	2,482	1,736	1.4	0	41	0.0
378	Rajshahi RWH	Baghmara	139,200	44,418	3.1	433,200	35,067	12.4	180	64	2.8	5,251	2,750	1.9	128	105	1.2
379	Rajshahi RWH	Baraigram	101,500	37,761	2.7	286,755	21,037	13.6	85	45	1.9	5,647	3,654	1.5	0	82	0.0
380	Rajshahi RWH	Bholahat	40,800	10,104	4.0	34,605	6,154	5.6	22	5	4.4	2,000	759	2.6	200	31	6.5
381	Rajshahi RWH	Boalia	376,800	185,516	2.0	26,220	10,504	2.5	163	79	2.1	9,246	3,985	2.3	200	160	1.3
382	Rajshahi RWH	Chapai Nababganj Sadar	115,100	43,812	2.6	66,875	20,164	3.3	100	55	1.8	8,325	4,347	1.9	0	36	0.0
383	Rajshahi RWH	Charghat	60,400	23,392	2.6	376,650	14,142	26.6	57	14	4.1	3,700	1,333	2.8	0	113	0.0
384	Rajshahi RWH	Durgapur	70,400	19,925	3.5	350,445	10,254	34.2	61	9	6.8	2,466	794	3.1	0	52	0.0
385	Rajshahi RWH	Godagari	101,000	35,026	2.9	601,335	17,775	33.8	99	39	2.5	6,784	3,303	2.1	0	60	0.0
386	Rajshahi RWH	Gomastapur	67,900	24,907	2.7	47,565	15,939	3.0	53	21	2.5	3,539	1,508	2.3	0	55	0.0
387	Rajshahi RWH	Gurudaspur	34,500	33,724	1.0	321,112	18,611	17.3	56	9	6.2	2,262	1,624	1.4	0	95	0.0
388	Rajshahi RWH	Lalpur	71,100	33,143	2.1	353,490	21,678	16.3	101	22	4.6	3,608	2,171	1.7	0	96	0.0
389	Rajshahi RWH	Mohanpur	130,200	21,343	6.1	366,345	13,708	26.7	70	12	5.8	4,423	2,019	2.2	0	74	0.0
390	Rajshahi RWH	Nachole	41,600	12,214	3.4	26,175	7,163	3.7	42	4	10.5	3,100	1,108	2.8	0	15	0.0
391	Rajshahi RWH	Natore Sadar	138,000	49,404	2.8	76,365	22,807	3.3	193	65	3.0	3,897	2,137	1.8	0	144	0.0
392	Rajshahi RWH	Paba	142,400	47,644	3.0	60,420	16,539	3.7	34	19	1.8	7,697	4,044	1.9	0	42	0.0
393	Rajshahi RWH	Puthia	86,600	27,982	3.1	45,750	14,332	3.2	48	11	4.4	3,255	1,583	2.1	0	74	0.0
394	Rajshahi RWH	Shibganj	258,900	41,821	6.2	98,340	28,436	3.5	117	28	4.2	6,643	3,211	2.1	0	73	0.0
395	Rajshahi RWH	Singra	115,600	48,948	2.4	527,595	32,214	16.4	162	26	6.2	3,713	2,585	1.4	200	119	1.7
396	Rajshahi RWH	Tanore	137,000	15,604	8.8	392,385	14,577	26.9	116	22	5.3	3,643	1,155	3.2	0	196	0.0
397	Rangamati RWH	Baghaichhari	12,500	9,731	1.3	8,224	6,622	1.2	57	7	8.1	639	435	1.5	62	12	5.2
398	Rangamati RWH	Barkal	30,000	4,317	6.9	17,595	3,256	5.4	55	7	7.9	2,515	396	6.4	0	0	0.0
399	Rangamati RWH	Belai Chhari	3,700	1,678	2.2	3,165	2,035	1.6	57	2	28.5	696	127	5.5	0	5	0.0
400	Rangamati RWH	Jurai Chhari	19,400	2,496	7.8	20,235	2,046	9.9	62	5	12.4	712	140	5.1	0	0	0.0

SL	Warehouse Name	Upazila Name	Condom			Shukhi			IUD			Injectables			Implant		
			CBL	AMD	MOS	CBL	AMD	MOS	CBL	AMD	MOS	CBL	AMD	MOS	CBL	AMD	MOS
401	Rangamati RWH	Kaptai	39,600	5,391	7.3	29,295	2,873	10.2	55	5	11.0	2,766	427	6.5	34	28	1.2
402	Rangamati RWH	Kawkhali (betbunia)	54,300	5,686	9.5	26,670	3,300	8.1	104	9	11.6	2,397	565	4.2	54	29	1.9
403	Rangamati RWH	Langadu	34,000	10,637	3.2	11,430	6,338	1.8	220	5	44.0	4,752	467	10.2	122	42	2.9
404	Rangamati RWH	Naniarchar	17,500	6,657	2.6	9,297	4,558	2.0	66	3	22.0	1,794	248	7.2	28	15	1.9
405	Rangamati RWH	Rajasthali	27,000	2,070	13.0	14,535	1,683	8.6	47	4	11.8	484	137	3.5	78	31	2.5
406	Rangamati RWH	Rangamati Sadar	45,200	11,167	4.0	25,620	6,018	4.3	547	45	12.2	4,605	764	6.0	250	65	3.8
407	Rangpur RWH	Aditmari	35,900	18,732	1.9	31,679	15,289	2.1	123	89	1.4	5,550	3,078	1.8	0	118	0.0
408	Rangpur RWH	Badarganj	34,200	12,259	2.8	450,075	23,695	19.0	100	32	3.1	4,445	2,415	1.8	320	133	2.4
409	Rangpur RWH	Bhurungamari	70,300	31,588	2.2	540,505	33,497	16.1	191	28	6.8	7,474	3,932	1.9	512	92	5.6
410	Rangpur RWH	Chilmari	10,500	10,160	1.0	267,270	15,486	17.3	100	17	5.9	2,007	1,228	1.6	0	58	0.0
411	Rangpur RWH	Dimla	35,000	6,950	5.0	269,400	23,170	11.6	135	30	4.5	6,161	3,005	2.1	640	51	12.5
412	Rangpur RWH	Domar	42,500	9,951	4.3	527,030	19,226	27.4	135	24	5.6	5,222	2,681	1.9	256	74	3.5
413	Rangpur RWH	Fulchhari	57,500	23,108	2.5	32,100	14,310	2.2	152	40	3.8	5,867	2,831	2.1	0	53	0.0
414	Rangpur RWH	Gaibandha Sadar	89,100	26,688	3.3	68,295	32,276	2.1	274	95	2.9	11,355	5,824	1.9	0	418	0.0
415	Rangpur RWH	Gangachara	124,500	12,902	9.6	546,120	21,514	25.4	116	34	3.4	8,390	4,167	2.0	0	191	0.0
416	Rangpur RWH	Gobindaganj	114,299	50,937	2.2	743,265	42,146	17.6	157	39	4.0	9,338	4,405	2.1	320	135	2.4
417	Rangpur RWH	Hatibandha	104,600	15,421	6.8	266,220	17,046	15.6	170	42	4.0	6,410	2,644	2.4	0	123	0.0
418	Rangpur RWH	Jaldhaka	148,700	17,073	8.7	472,605	27,550	17.2	86	43	2.0	8,060	4,008	2.0	100	118	0.8
419	Rangpur RWH	Kaliganj	31,400	8,378	3.7	253,905	16,606	15.3	99	31	3.2	4,939	2,518	2.0	256	97	2.6
420	Rangpur RWH	Kaunia	34,000	15,893	2.1	31,770	14,995	2.1	115	34	3.4	6,045	3,187	1.9	0	78	0.0
421	Rangpur RWH	Kishoreganj	27,900	5,885	4.7	60,345	20,216	3.0	180	40	4.5	6,627	2,311	2.9	0	89	0.0
422	Rangpur RWH	Kurigram Sadar	34,600	16,449	2.1	50,038	23,832	2.1	131	45	2.9	8,834	4,777	1.8	0	76	0.0
423	Rangpur RWH	Lalmonirhat Sadar	33,000	13,921	2.4	41,140	18,977	2.2	105	36	2.9	8,299	4,845	1.7	0	127	0.0
424	Rangpur RWH	Mitha Pukur	58,200	32,950	1.8	76,170	39,982	1.9	117	27	4.3	7,070	4,695	1.5	0	168	0.0
425	Rangpur RWH	Nageshwari	55,300	14,693	3.8	413,408	48,970	8.4	210	54	3.9	10,221	5,471	1.9	512	113	4.5

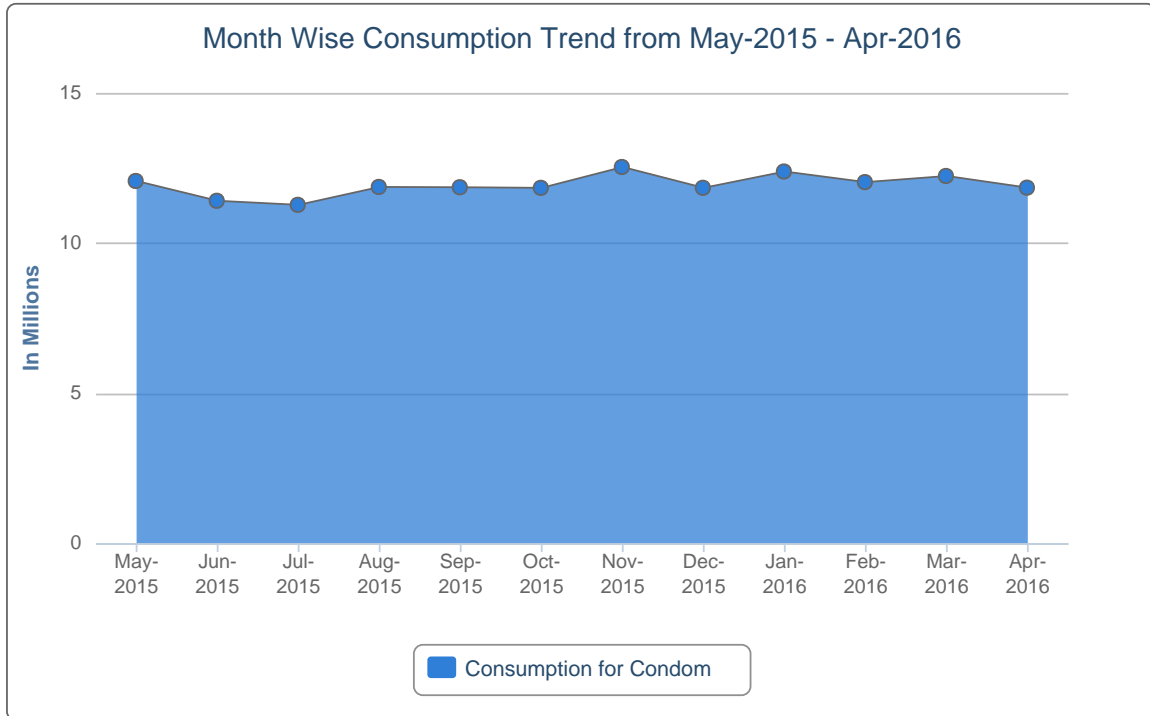
SL	Warehouse Name	Upazila Name	Condom			Shukhi			IUD			Injectables			Implant		
			CBL	AMD	MOS	CBL	AMD	MOS	CBL	AMD	MOS	CBL	AMD	MOS	CBL	AMD	MOS
426	Rangpur RWH	Nilphamari Sadar	42,700	16,172	2.6	81,885	39,276	2.1	412	130	3.2	8,611	4,666	1.8	0	118	0.0
427	Rangpur RWH	Palashbari	32,600	10,320	3.2	41,430	19,788	2.1	135	29	4.7	5,133	2,765	1.9	0	91	0.0
428	Rangpur RWH	Patgram	27,800	8,589	3.2	231,975	15,450	15.0	102	17	6.0	4,567	1,829	2.5	0	42	0.0
429	Rangpur RWH	Phulbari	30,000	6,545	4.6	230,310	16,090	14.3	123	53	2.3	4,145	2,683	1.5	256	89	2.9
430	Rangpur RWH	Pirgachha	53,100	22,076	2.4	53,970	26,785	2.0	157	104	1.5	9,350	4,430	2.1	0	130	0.0
431	Rangpur RWH	Pirganj	82,700	35,658	2.3	417,750	39,135	10.7	155	51	3.0	9,544	4,416	2.2	0	86	0.0
432	Rangpur RWH	Rajarhat	50,700	17,597	2.9	38,010	17,322	2.2	144	58	2.5	6,078	3,438	1.8	0	55	0.0
433	Rangpur RWH	Rangpur Sadar	72,000	37,078	1.9	70,450	34,625	2.0	191	91	2.1	12,650	7,196	1.8	0	300	0.0
434	Rangpur RWH	Sadullapur	186,900	32,515	5.7	410,870	24,745	16.6	236	71	3.3	7,917	4,157	1.9	128	108	1.2
435	Rangpur RWH	Saghata	34,700	12,148	2.9	45,540	21,847	2.1	141	43	3.3	3,762	1,582	2.4	0	70	0.0
436	Rangpur RWH	Saidpur	57,800	29,983	1.9	35,385	16,746	2.1	38	44	0.9	4,650	2,314	2.0	0	75	0.0
437	Rangpur RWH	Sundarganj	103,100	40,447	2.5	89,161	44,340	2.0	461	182	2.5	12,748	6,069	2.1	512	259	2.0
438	Rangpur RWH	Taraganj	25,300	7,886	3.2	23,902	10,841	2.2	74	10	7.4	3,424	1,641	2.1	0	121	0.0
439	Rangpur RWH	Ulipur	57,400	21,440	2.7	442,455	44,748	9.9	150	42	3.6	11,376	5,377	2.1	64	97	0.7
440	Sylhet RWH	Ajmiriganj	22,800	3,659	6.2	27,375	5,352	5.1	172	5	34.4	1,433	340	4.2	136	7	19.4
441	Sylhet RWH	Bahubal	53,500	8,158	6.6	29,342	7,336	4.0	119	10	11.9	2,655	518	5.1	36	33	1.1
442	Sylhet RWH	Balaganj	124,600	48,082	2.6	37,800	13,202	2.9	172	12	14.3	7,100	2,448	2.9	228	35	6.5
443	Sylhet RWH	Baniachong	81,000	16,827	4.8	50,445	13,020	3.9	190	4	47.5	4,111	873	4.7	0	34	0.0
444	Sylhet RWH	Barlekha	59,800	12,495	4.8	35,220	9,131	3.9	253	26	9.7	5,550	763	7.3	328	44	7.5
445	Sylhet RWH	Beani Bazar	114,662	24,684	4.6	54,293	7,356	7.4	255	33	7.7	6,017	733	8.2	5	15	0.3
446	Sylhet RWH	Bishwambarpur	40,500	7,017	5.8	31,280	7,064	4.4	194	5	38.8	2,645	487	5.4	260	37	7.0
447	Sylhet RWH	Bishwanath	48,100	11,414	4.2	51,660	4,649	11.1	245	17	14.4	2,481	537	4.6	328	48	6.8
448	Sylhet RWH	Chhatak	56,400	21,811	2.6	51,760	12,553	4.1	224	100	2.2	3,574	764	4.7	50	30	1.7
449	Sylhet RWH	Chunarughat	123,700	12,571	9.8	56,309	17,129	3.3	170	11	15.5	6,573	1,449	4.5	208	50	4.2
450	Sylhet RWH	Companiganj	70,300	17,085	4.1	24,675	8,107	3.0	169	6	28.2	4,906	1,561	3.1	104	47	2.2

SL	Warehouse Name	Upazila Name	Condom			Shukhi			IUD			Injectables			Implant		
			CBL	AMD	MOS	CBL	AMD	MOS	CBL	AMD	MOS	CBL	AMD	MOS	CBL	AMD	MOS
451	Sylhet RWH	Dakshin Sunamganj	61,100	13,618	4.5	43,425	8,072	5.4	122	9	13.6	4,399	840	5.2	150	54	2.8
452	Sylhet RWH	Dakshin Surma	100,200	46,484	2.2	33,720	14,113	2.4	162	10	16.2	6,226	1,503	4.1	100	5	20.0
453	Sylhet RWH	Derai	147,600	38,444	3.8	48,192	12,304	3.9	400	29	13.8	3,892	1,326	2.9	236	86	2.7
454	Sylhet RWH	Dowarabazar	96,400	12,628	7.6	34,035	12,207	2.8	260	7	37.1	3,963	1,383	2.9	64	91	0.7
455	Sylhet RWH	Fenchuganj	20,100	9,090	2.2	39,780	3,528	11.3	125	12	10.4	1,111	382	2.9	51	13	3.9
456	Sylhet RWH	Golapganj	126,300	39,003	3.2	48,420	10,340	4.7	141	30	4.7	4,603	787	5.8	202	86	2.3
457	Sylhet RWH	Gowainghat	69,800	23,072	3.0	50,160	10,968	4.6	190	22	8.6	7,364	2,758	2.7	152	44	3.5
458	Sylhet RWH	Habiganj Sadar	116,700	24,046	4.9	64,280	14,930	4.3	201	28	7.2	6,966	1,791	3.9	100	57	1.8
459	Sylhet RWH	Jagannathpur	57,100	14,972	3.8	43,635	8,395	5.2	144	19	7.6	2,422	437	5.5	200	35	5.7
460	Sylhet RWH	Jaintiapur	96,969	21,758	4.5	57,138	7,203	7.9	83	29	2.9	5,771	2,219	2.6	200	36	5.6
461	Sylhet RWH	Jamalganj	75,660	15,206	5.0	47,315	11,729	4.0	275	11	25.0	4,187	1,254	3.3	64	84	0.8
462	Sylhet RWH	Juri	58,100	8,928	6.5	26,270	6,003	4.4	130	20	6.5	2,775	540	5.1	200	29	6.9
463	Sylhet RWH	Kamalganj	71,400	18,047	4.0	42,045	17,227	2.4	150	40	3.8	5,080	1,544	3.3	100	48	2.1
464	Sylhet RWH	Kanaighat	87,400	38,011	2.3	29,301	12,468	2.4	281	19	14.8	7,627	2,358	3.2	100	51	2.0
465	Sylhet RWH	Kulaura	61,400	14,845	4.1	35,520	12,504	2.8	108	12	9.0	8,350	2,876	2.9	0	54	0.0
466	Sylhet RWH	Lakhai	55,200	6,344	8.7	33,675	7,317	4.6	135	8	16.9	2,502	410	6.1	170	39	4.4
467	Sylhet RWH	Madhabpur	67,100	17,176	3.9	46,860	19,505	2.4	101	14	7.2	4,586	1,068	4.3	192	79	2.4
468	Sylhet RWH	Maulvibazar Sadar	131,100	20,929	6.3	73,510	11,974	6.1	167	42	4.0	7,295	1,499	4.9	100	84	1.2
469	Sylhet RWH	Nabiganj	49,600	9,832	5.0	49,845	14,590	3.4	175	24	7.3	3,000	852	3.5	128	51	2.5
470	Sylhet RWH	Rajnagar	49,700	10,162	4.9	38,920	10,519	3.7	163	20	8.2	4,400	1,883	2.3	136	44	3.1
471	Sylhet RWH	Sreemangal	111,300	21,565	5.2	55,980	16,900	3.3	196	30	6.5	6,484	1,972	3.3	200	87	2.3
472	Sylhet RWH	Sulla	67,400	12,732	5.3	75,855	5,984	12.7	145	6	24.2	1,589	521	3.0	130	28	4.6
473	Sylhet RWH	Sunamganj Sadar	105,500	21,976	4.8	44,895	11,333	4.0	255	30	8.5	6,065	1,594	3.8	200	115	1.7
474	Sylhet RWH	Sylhet Sadar	166,900	87,580	1.9	133,115	52,226	2.5	314	121	2.6	20,828	9,082	2.3	363	257	1.4
475	Sylhet RWH	Tahirpur	89,300	21,571	4.1	41,985	13,646	3.1	106	8	13.3	1,660	474	3.5	50	108	0.5

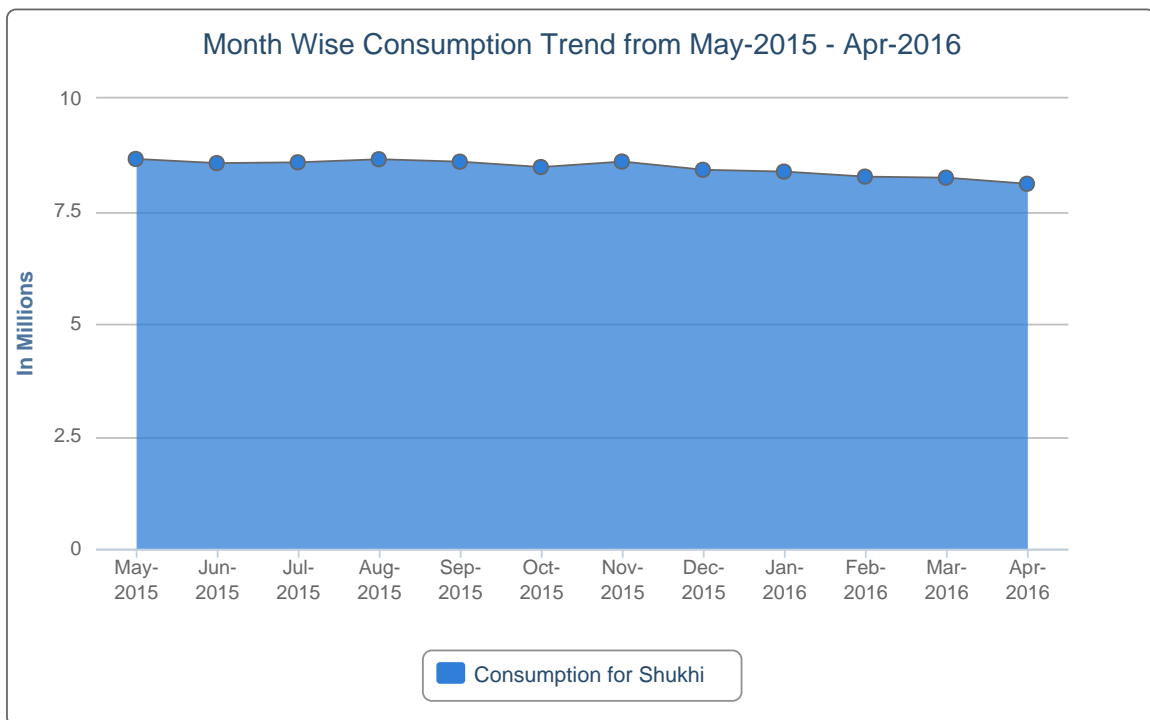
SL	Warehouse Name	Upazila Name	Condom			Shukhi			IUD			Injectables			Implant		
			CBL	AMD	MOS	CBL	AMD	MOS	CBL	AMD	MOS	CBL	AMD	MOS	CBL	AMD	MOS
476	Sylhet RWH	Zakiganj	140,360	53,541	2.6	56,551	11,366	5.0	260	13	20.0	6,030	1,530	3.9	246	54	4.6
477	Tangail RWH	Basail	170,960	35,910	4.8	246,607	12,895	19.1	103	35	2.9	5,083	1,371	3.7	256	65	3.9
478	Tangail RWH	Bhuapur	194,400	31,606	6.2	186,873	20,697	9.0	242	25	9.7	3,612	1,936	1.9	0	87	0.0
479	Tangail RWH	Chauhali	74,000	15,335	4.8	33,745	8,213	4.1	220	31	7.1	5,564	1,155	4.8	64	41	1.6
480	Tangail RWH	Delduar	276,200	40,674	6.8	157,035	19,150	8.2	60	41	1.5	3,770	1,269	3.0	128	47	2.7
481	Tangail RWH	Ghatail	213,000	58,609	3.6	142,485	40,189	3.5	135	38	3.6	6,132	3,940	1.6	512	87	5.9
482	Tangail RWH	Gopalpur	171,200	24,818	6.9	167,115	21,096	7.9	147	43	3.4	3,463	2,148	1.6	0	76	0.0
483	Tangail RWH	Kalihati	270,200	63,266	4.3	110,400	49,497	2.2	180	87	2.1	13,725	6,924	2.0	0	138	0.0
484	Tangail RWH	Madhupur	147,000	31,455	4.7	115,350	41,577	2.8	64	30	2.1	7,765	3,567	2.2	192	120	1.6
485	Tangail RWH	Mirzapur	69,800	33,773	2.1	76,830	33,257	2.3	180	54	3.3	4,597	1,014	4.5	128	74	1.7
486	Tangail RWH	Nagarpur	82,100	30,697	2.7	59,055	27,988	2.1	133	65	2.0	4,857	2,470	2.0	128	88	1.5
487	Tangail RWH	Sakhipur	57,500	31,359	1.8	57,528	28,925	2.0	40	21	1.9	3,947	992	4.0	128	54	2.4
488	Tangail RWH	Tangail Sadar	135,500	67,380	2.0	114,615	31,170	3.7	253	127	2.0	7,192	3,943	1.8	640	184	3.5

7. Month-wise Consumption Trend

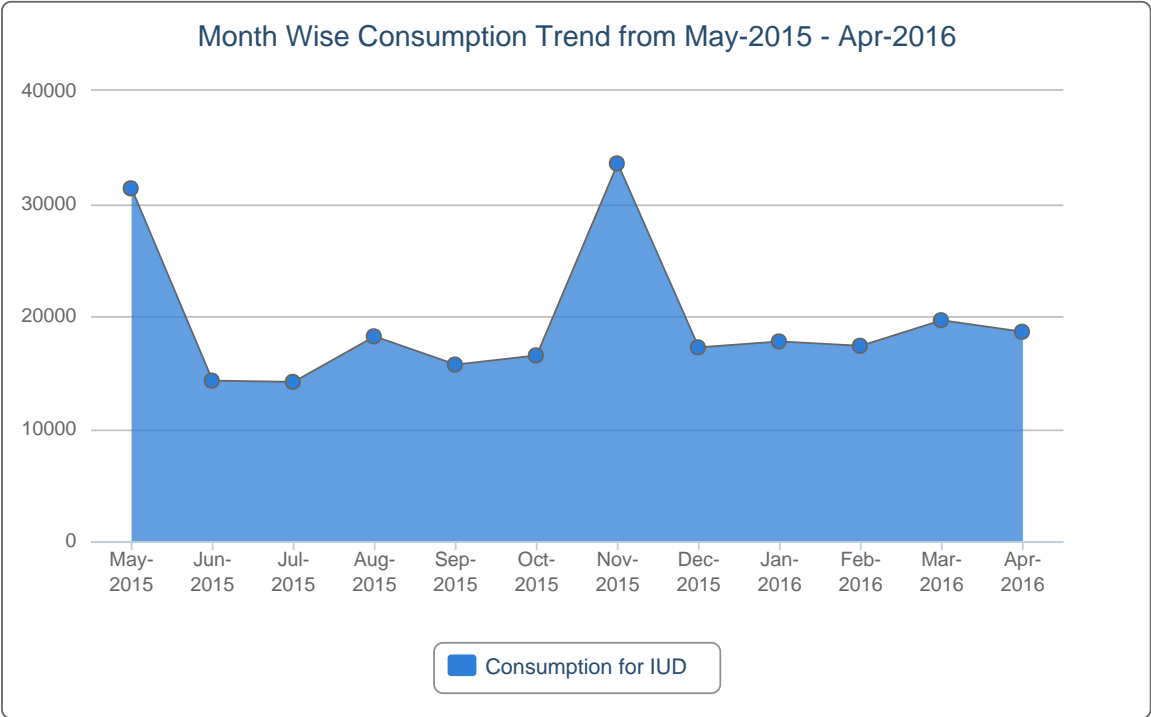
7(a).



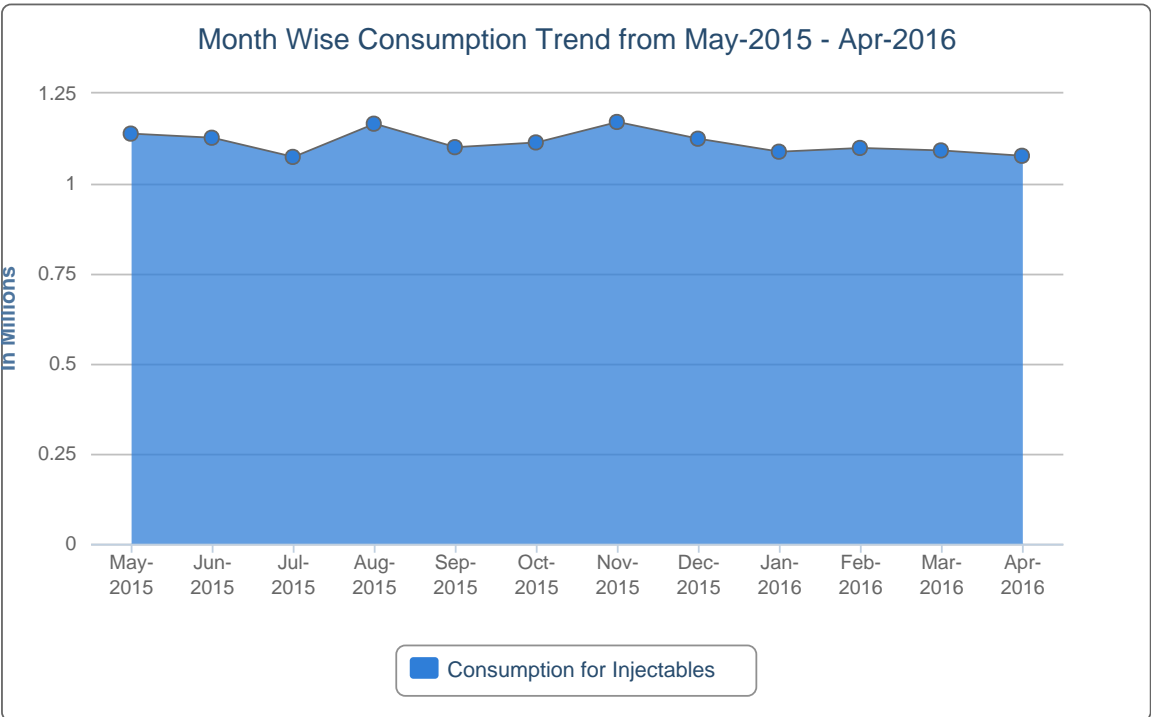
7(b).



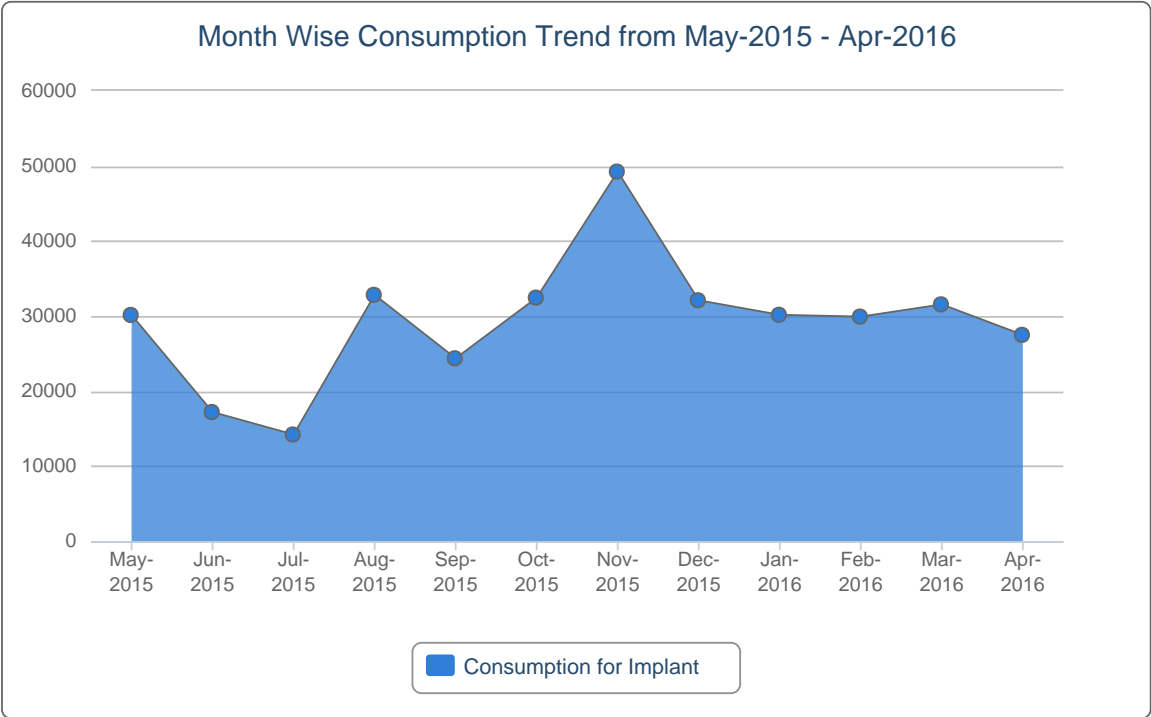
7(c).



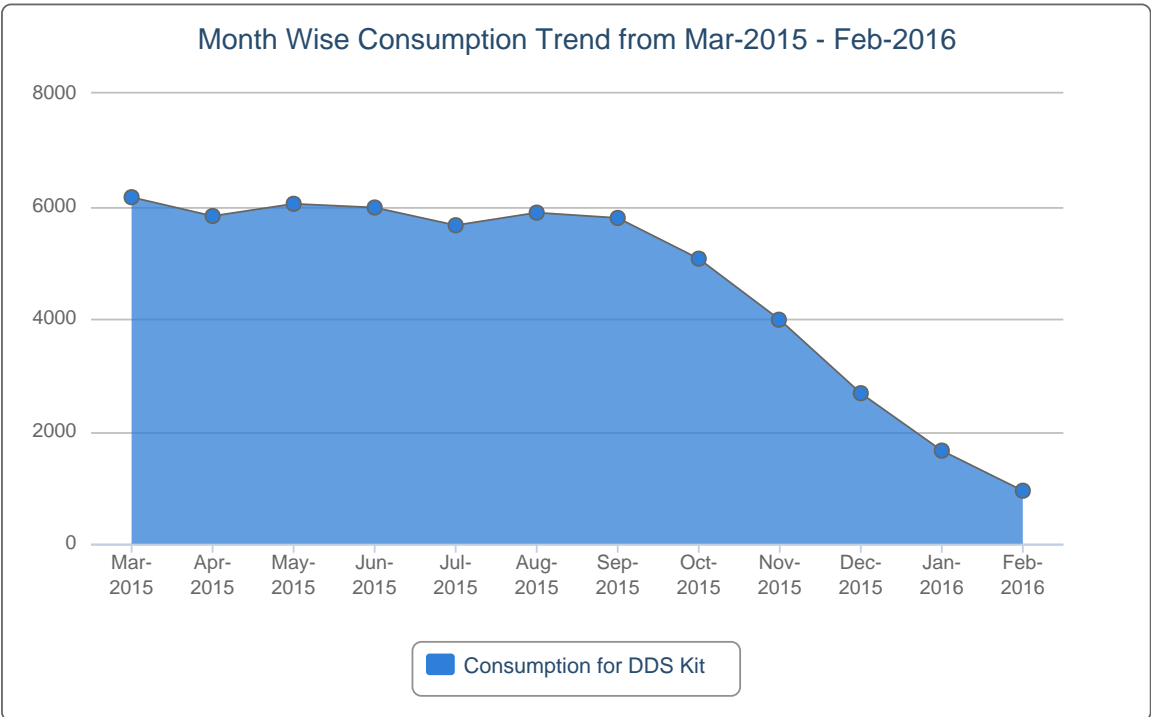
7(d).



7(e).



7(f).



8. Report on Upazila and Warehouse Having Stock Out in last month

SL	Products Name	No of Stockout WH	% of Stockout WH	No of Stockout Upazila Store	% of Stockout Upazila Store	No of Stockout Upazila Field	% of Stockout Upazila Field
1	Condom	0	0%	0	0%	0	0%
2	Shukhi	0	0%	0	0%	0	0%
3	IUD	0	0%	0	0%	0	0%
4	Injectables	0	0%	0	0%	0	0%
5	Implant	0	0%	0	0%	3	1%
6	DDS Kits	7	33%	231	47%	0	0%

List of Stock Out Warehouse

SL	Commodity	Warehouse	Phone
<i>No StockOut in Warehouse</i>			

List of StockOut Upazila

Commodity	Warehouse	District	Upazila	Phone
<i>No Stockout in Upazila</i>				



This report is generated with the financial support of USAID and the technical assistance from Systems for Improved Access to Pharmaceuticals and Services (SIAPS), implemented by Management Sciences for Health-MSH.

If you need more information, please visit at <http://www.dgfplmis.org>