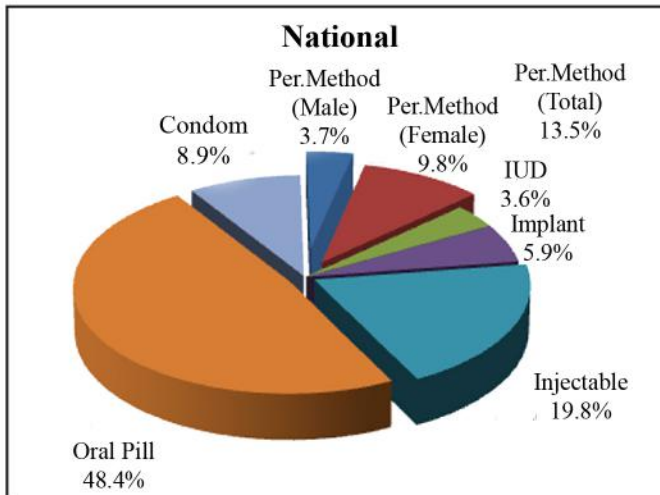


দুটি সন্তানের বেশী নয়
একটি হলে ভাল হয়

REPORT

June 2018

Method-Mix for the month of June 2018



FAMILY PLANNING, MATERNAL & CHILD HEALTH, REPRODUCTIVE HEALTH AND NUTRITION SERVICES



Management Information System (MIS) Services and Personnel (FP)
Directorate General of Family Planning
6 Kawran Bazar, Dhaka-1215



Government of the People's Republic of Bangladesh
Management Information Systems (MIS)
Directorate General of Family Planning
6, Kawran Bazar, Dhaka-1215
www.dgfp.gov.bd

No. DGFP/MIS/2004/35/649

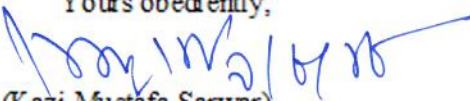
Date: 13.08.2018

Secretary
Medical Education & Family Welfare Division
Ministry of Health & Family Welfare
Bangladesh Secretariat, Dhaka.

Sub: Monthly Progress Report on Performance of Family Planning, MCH, Reproductive Health and Nutrition Services

Sir,
Progress Report on Performance of Family Planning, Maternal & Child Health, Reproductive Health and Nutrition Services for the month of June 2018 is submitted herewith for your kind information.

Yours obediently,



(Kazi Mustafa Sarwar)

Director General
Directorate General of Family Planning
Phone: 9118903

No. DGFP/MIS/2004/35/649/1(210)

Date: 13.08.2018

Distribution (A):

1. Principal Secretary to the Honorable Prime Minister, Prime Minister's Office, Tejgaon, Dhaka.
2. Senior Secretary, Finance Division, Ministry of Finance, Bangladesh Secretariat, Dhaka.
3. Secretary, Ministry of Planning, Planning Commission, Sher-e-Bangla Nagar, Dhaka.
4. Member, SEI Division, Planning Commission, Sher-e-Bangla Nagar, Dhaka.
5. P. S. to the Honorable Prime Minister, Prime Minister's Office, Tejgaon, Dhaka.
6. Additional Secretary, Medical Education & Family Welfare, Ministry of Health & Family Welfare, Bangladesh Secretariat, Dhaka.
7. Divisional Commissioner, _____ Division.
8. Joint Secretary (FW & Program), Medical Education and Family Welfare, Ministry of Health & Family Welfare, Bangladesh Secretariat, Dhaka.
9. Joint Chief, Population Wing, Planning Commission, Sher-e-Bangla Nagar, Dhaka.
10. Joint Chief (Planning), Medical Education and Family Welfare, Ministry of Health & Family Welfare, Bangladesh Secretariat (Clinic Building), Dhaka.
11. Joint Chief (Planning), Monitoring and Evaluation Unit, Medical Education and Family Welfare, Janashakhiya Bhaban, Azimpur, Dhaka.
12. Deputy Commissioner, _____ District.
13. P.S. to the Honorable Minister, Ministry of Planning, Sher-e-Bangla Nagar, Dhaka for kind information of the Honorable Minister.
14. P.S. to the Honorable Minister, Ministry of Health & Family Welfare, Bangladesh Secretariat, Dhaka, for kind information of the Honorable Minister.
15. P.S. to the Honorable State Minister, Ministry of Health & Family Welfare, Bangladesh Secretariat, Dhaka, for kind information of the Honorable State Minister.
16. Deputy Secretary (Development), Statistics Wing, Planning Division, Ministry of Planning, Sher-e-Bangla Nagar, Dhaka.


Distribution (B):

17. Director General, Directorate General of Health Services, Mohakhali, Dhaka.
18. Director General, Medical Services, Ministry of Defense, Dhaka Cantonment, Dhaka.
19. Director General, NIPORT, Azimpur, Dhaka.
20. Director (Administration/Finance/Logistics & Supply/Planning/Audit), Directorate General of Family Planning, 6, Kawran Bazar, Dhaka-1215.
21. Director (MCH-S), Directorate General of Family Planning, 6, Kawran Bazar, Dhaka-1215.
22. Line Director (CCSDP), Directorate General of Family Planning, 6, Kawran Bazar, Dhaka-1215.
23. Director (IEM) with a request for taking necessary measures for publication of the report in the newspaper and other Media (News Paper, Radio & T.Vs) 6 Kawran Bazar, Dhaka-1215.
24. Divisional Director, Family Planning, Dhaka/Chittagong/ Khulna/ Rajshahi/ Barisal/ Sylhet Division.
25. Superintendent, MCHII, Azimpur, Dhaka/Director MFSTC-Mohammadpur, Dhaka.

26. Additional Director, Central Ware House, Family Planning, Mohakhali, Dhaka.
27. Deputy Director, Family Planning _____ District.
28. Librarian, Medical Education and Family Welfare Division, Ministry of Health & Family Welfare, Bangladesh Secretariat, Dhaka.
29. P.A. to Director General, Directorate General of Family Planning, 6, Kawran Bazar, Dhaka-1215.
30. Documentation Centre, IEM Unit, DGFP, 6, Kawran Bazar, Dhaka-1215.
31. Assistant Maintenance Engineer, MIS, DGFP, (Requested to upload this report to DGFP website (www.dgfp.gov.bd)).

Distribution (C):

1. Mr. Peter Herzig, Health Advisor and Chairperson, HNP Consortium, European Commission, House-7, Road#84, Gulshan-2, Dhaka.
2. Task Team Leader, Health and Population Program Project, World Bank, E-32, Agargaon, Sher-e-Bangla Nagar, Dhaka-1207.
3. Chief, Population & Health, USAID (US Embassy), Madani Avenue, Gulshan-2, Dhaka.
4. Representative, UNFPA, IDB Bhaban, E/8 Begum Rokaya Sharani, Sher-e-Bangla Nagar, Dhaka-1207.
5. Representative, WHO, House No-12, Road No. 7, Dhanmondi R/A, Dhaka.
6. Representative, UNICEF, 1 No. Mintu Road, Extension Building (Hotel Sheraton), Dhaka.
7. Representative, Population Council, House No. CES(B)-21, Road 118, Gulshan, Dhaka.
8. Director General, FPAB, 2, Naya Patan, Dhaka.
9. Director, ICDDR,B, Mohakhali, Dhaka-1212.
10. Executive Director, BAVS, 7/5, Main Road, Mirpur-2, Dhaka.
11. Managing Director, Social Marketing Company (SMC), SMC Tower (6th, 7th & 8th floor) 33, Banani C/A, Dhaka-1213.
12. Executive Director, PSTC, New Circular Road, Dhaka.
13. Country Director, SPSMSH, House No. 28, Flat W2, Road No. 63, Gulshan-2, Dhaka-1212.
14. Country Representative, Engender Health, House No. 40 (New), Road No. 16(New)/27 (Old), Concord Royal Court (5th floor), Dhanmondi R/A., Dhaka.
15. Communication/Documentation Officer, Population Council, House # CES(B) 21, Road # 118, Gulshan, Dhaka.


09.08.2018

(Suleman Khan)
Director (MIS)

&
Line Director (MIS)

Phone: 9146262

E-mail: dirmisfp@gmail.com

Table of Contents

Contents	Page No.
Summary of FP Performance for the month of May 2018 & June 2018..	03
Summary of the MCH and Reproductive Health Services for the month of May 2018 & June 2018	04
Nutrition services for the month of May 2018 & June 2018	05
Introduction	06
Family Planning Performance (CAR Related)	06
MCH Performance	06
Highlights June 2018	07
Table Analysis	08
Remarks	10
Clarification about some information	10
Highest and Lowest Performing districts in clinical methods	11
Table: 01 National Projection, Performance and Achievement Rate of Contraceptive Methods	12
Table: 02 List of Division according to descending order of Achievement Rate against their projections of Clinical Methods for period July 2017 to June 2018	12
Table: 03 List of districts achieved the highest Achievement Rate of Clinical Methods against their Projections for period July 2017 to June 2018	12
Table: 04 List of districts achieved the lowest Achievement Rate of Clinical Methods against their Projections for period July 2017 to June 2018	12
Table: 05 Contraceptive Statement of contraceptives performance for the period between July 2016 to June 2017 and July 2017 to June 2018	13
Table: 06 Performance & Distribution of Contraceptives by Method for the month of May 2018 & June 2018	13
Table: 07 Contribution of Government, NGOs and Multisectors in respect of Contraceptive Performance during June 2018	13
Table: 08 NGO and Multisectors wise Contraceptive Performance for the month of June 2018	14
Table: 09 District wise Projection, Performance and Achievement Rate of Permanent and Long Acting Methods	18
Table: 10 District wise Projection, Performance and Achievement Rate of Short Acting Methods	20
Table: 11 Old Users, New Users, Dropout and CAR by District at the end of June 2018	22
Table: 12 Number of New and Total Acceptors up to the end of May 2018 & June 2018	26
Table: 13 CAR(%) by Division up to the end of May 2018 & June 2018	26
Table: 14 District by Range of CAR up to the end of June 2018	27
Table: 15 List of Upaziala achieved CAR 70% and above up to the end of June 2018	28
Table: 16 List of Upaziala achieved CAR 60-69% and <59 up to the end of June 2018	31
Table: 17 Method wise numbers of Dropout and Switch Over by Division up to the end of May 2018 & June 2018	32
Table: 18 Contraceptive acceptors and acceptance Rate by Division up to the end of May 2018 & June 2018	32
Table: 19 Status of Contraceptive Method-Mix based on CAR at the end of the month of Jne 2018	32
Chart: Pie-Chart of Method-Mix for the month of May 2018	33
Table: 20 Performance by type of MCH services for the month of May 2018 & June 2018	34
Table: 21 Performance by type of Nutrition services for the month of May 2018 & June 2018	35
Annex: A Summary of the Couples and Acceptors by Month since January 2018	36
Annex: B Performance of RH-EOC of MCWCs, MCHTI & MFSTC for the month of June2018	38
Annex: C City Corporation wise Contraceptive Performance for the month of June 2018	40
Annex: D Contraceptive Acceptors and Acceptance Rate (CAR) of part of the City Corporation area end of the month of June 2018	41
Annex: E City Corporation wise MCH Performance for the month of June 2018	42

**At a glance of the FP Performance for the month of
May 2018 & June 2018**

Indicators	May'18	June'18
Number of Total Eligible Couples (including Part of the City Corporations)	27264958	27288505
Number of Total Acceptors (including part of the City Corporations)	21567329	21588306
CAR % (Contraceptive Acceptance Rate)	79.1	79.1
Method specific acceptors (Cumulative) :		
Permanent Method (Male)	803120	803606
Permanent Method (Female)	2106278	2108756
Permanent Method (Total)	2909398	2912362
IUD (Users)	780588	780283
Implant (Users)	1260393	1263139
Injectable (Users)	4276298	4280964
Oral Pill (acceptors)	10429573	10438279
Condom (acceptors)	1911079	1913279
Method specific new acceptors :		
Permanent Method (Male)	2459	1960
Permanent Method (Female)	5436	4370
Permanent Method (Total)	7895	6330
IUD (Users)	6090	5640
Implant (Users)	18644	13294
Injectable (Users)	56150	51012
Oral Pill (acceptors)	101970	95765
Condom (acceptors)	34611	34696
Number of Districts reported	64	64
Number of Upazila reported	488	488
Range of CAR (%)	No. of Districts	
	May'18	June'18
00-59	0	0
60-69	0	0
70 & above	64	64
Contraceptive performance and distribution by methods (Absolute Performance) :		
Permanent Method (Male-cases)	2660	2406
Permanent Method (Female-cases)	6315	5219
Permanent Method (Total-cases)	8975	7625
IUD (Nos.)	8803	8557
Implant (Nos.)	19460	13592
Injectable (Doses)	940487	853709
Oral Pill (Cycles)	6656363	6757409
Condom (Pieces)	6254242	6630889

**At a glance of the MCH and Reproductive Health Services for the month of
May 2018 & June 2018**

Services		May'18	June'18	
Number of Pregnant Women		888410	869923	
Number of High Risk Pregnant Women referred		4470	4357	
Antenatal Care	1st visit (within 4 Month)	1831368	167121	
	2nd visit (within 6 Month)	166749	158589	
	3 rd visit (within 8 Month)	138946	135374	
	4 th visit (in 9 th month) (including MCHTI, MFSTC &	120870	115874	
Delivery (MCHTI, MFSTC, FWVTI-Raj, MCWC, UHC, UH&FWC & NGO Clinics)	Normal	30997	28921	
	C-section	25278	23821	
	Total Delivery	56275	52742	
Postnatal Care (MCHTI, MFSTC, FWVTI-Raj, MCWC, UHC, UH&FWC)	PNC-1 (within 24 Hour)	48368	46291	
	PNC-2 (within 2- 3 day)	44716	44390	
	PNC-3 (within 7 -14 day)	52438	49696	
	PNC-4 (within 42-48 day)	69367	66328	
Referred Infertile Couple		7760	77930	
Treatment of RTI/STI (MCHTI, MFSTC, FWVTI-Raj & MCWCs)		77291	73930	
TT for Women (15 - 49 yrs)	1st dose	121689	117940	
	2nd dose	120290	116353	
	3rd dose	116719	114876	
	4th dose	109104	106603	
	5th dose	110766	106698	
Immunization	BCG (Vaccine)		126269	120949
	OPV & Pentavalent (DPT,Hep-B, Hib)	PCV-1	128087	135168
		PCV-2	142782	136471
		3	142142	136478
	PCV-3		143907	133100
	MR & OPV-4		128087	133817
Measles (Vaccine)		142782	112528	
General Treatment		2023136	1744504	
Number of ECP acceptors		5814	5045	
Number of MR done (Both Govt. & NGOs)		12984	9980	
Non-Institutional Delivery	At Home by Trained Persons		39220	38141
	At Home by Non-Trained Persons		12315	11848
	Total		51535	49989
* Total Live Births		109686	104710	
Still Births (including MCHTI, MFSTC & FWVTI-Raj)		155	161	
Death	Neonatal death (0-28 days)		253	229
	Infant Death (29 days-<1 yr.)		87	88
	Child Death (1-<5 yrs.)		188	180
	Maternal Death		57	44
	Other Death		22143	19520
	Total		22728	20061
No. of Health Education in UH&FWC		16587	15612	

Nutrition services for the month of May 2018 & June 2018

Services		Performance	
		May'18	June'18
Nutrition Services for Pregnant Women, 0-59 months aged child and Mother	Counseling on IYCF, IFA, Vitamin-A and Hand washing	176596	166035
	Received IFA (Pregnant women & Lactating mother)	318057	284458
	Received MNP Sachet (6-23 months)	12786	10498
	Breast feeding within 1-hour of birth (0-<6 months child)	67662	64987
	Exclusive Breast feeding (up to 6 months)	101468	98062
	Complimentary feeding (after 6 months)	185702	182758
	Received Vitamin-A (6-59 months Child)	6758	8351
	Received anti-helminthics Tablet (24-59 months Child)	29216	30300
	Received Zink pill with ORS (Suffering form diarrhoea)	5576	5416
	Suffering from MAM	6849	6860
	Suffering from SAM & Referred	2411	3300
	No. of Child Stunting	5126	5157
	No. of Child Wasting	4572	4691
No. of Child Under weight	5696	5700	

* Live births conducted at Govt. MCH, DH, MCWC, UHC, UH&FWC, NGOs & Home. The information is collected by FWAs through field visit.

SUMMARY

Introduction

Bangladesh is divided into seven administrative divisions: Dhaka, Chittagong, Rajshahi, Khulna, Barisal, Sylhet and Rangpur. Each division is divided into several districts and each district into several upazilas. Each urban area in an upazila is divided into wards. Upazilas are divided into union parishads (UPs) and pourasovas. These divisions allow the country as a whole to be separated into rural and urban areas. Management Information System (MIS) has been operational under the Directorate General of Family Planning (DGFP) for a long time. Contraceptive Performance, MCH, Reproductive Health and Nutrition service's report are used to be published each month from MIS Unit on the basis of Service Statistics received from the field workers, service delivery clinics and NGOs. Erstwhile Family Welfare Register, however, is the principal source of performance statistics. This report is prepared on the basis of FWA Registers (8th Edition) and Clinic Report. Most of the FWAs visit their working area once in every two months. It is a continuous process. FWA register modified/updated in every three years.

There is a reporting system to collect the information from the field. MIS Reporting Form-1 is filled up by the FWAs and submitted the same to FPIs. FPI fills up the MIS reporting Form-2 by compiling of all the FWAs (MIS Form-1) report and submits to UFPO office. MIS reporting Form-3 (clinical) is filled up by MO(clinic)/(MCH-FP)/(FW)/SACMO/ FWV and is submitted to UFPO office. NGOs of the respective area submit their report to UFPO office through MIS reporting Form-2 and 3 as their requirement. All the reporting Form-2 and 3 are compiled by UFPO office and filled up reporting Form-4 (union wise) and is entered in online web based software (SS). District FP Office review and Submit that report. It provides information of contraceptive use status of eligible couples and different types of MCH, Reproductive Health and Nutrition services. MIS performance report is primarily used by different level of program managers and supervisors engaged in implementing the Family Planning, MCH, RH and Nutrition program in the country. Besides, different policy makers, decision makers, donor agencies, Development Partners, researchers and other users also use this report.

Family Planning Performance (CAR related):

Performance reports of June'18 have been received from all the 64 districts of the country. During the month of June'18 total numbers of eligible couple were found to be 27288505 as against 27264958 in the previous month. Performances of NGOs are also included in the report as reported by the Upazila Offices. A total of 21588306 acceptors are reported in the month of June'18 as against 21567329 in May'18. The Contraceptive Acceptance Rate (CAR) achieved at the end of the reporting month for six modern methods (Permanent Method, IUD, Implant, Injectables, Oral Pill and Condom) is 79.1 which was 79.1 as May'18. Method Specific Acceptors (Cumulative), Method Specific New Acceptors and Contraceptive distribution by Methods are shown in the summary sheet. It may be noted that the contraceptive acceptance rate is an estimate, based on the client contact and the status of contraceptive acceptance as reported by the field workers based on the entries made in the FWA register. The Contraceptive Prevalence Rate (CPR), on the other hand, is based on periodic surveys that are made on precise statistical procedures.

The acceptance rate is a tentative rate and varies from month to month because of reporting status and coverage. This rate is usually higher than the Contraceptive Prevalence Rate (CPR). CAR is generally used to monitor as a management tool 'on-going' program performance in the country. It is not so much used to evaluate the program impact or goals, which is done by periodical scientific surveys.

MCH Performance:

In the month of June'18, 869923 pregnant women have been registered. Total number of 4357 pregnant women referred to hospital for their complications. Total no. of 7328 patient received services for RTI/STI. Dose-wise TT for Women (15-49 yrs.) and OPV & Pentavalent vaccines were shown in the summary sheet. BCG vaccines were given to 120949 infants and 112528 infants received Measles vaccines during June'18. Visit-wise Antenatal Care is also shown in the summary sheet both of May'18 and June'18. Postnatal Care is shown in the summary sheet both May'18 and June'18. Number of delivery conducted by the clinics is . Total numbers of delivery at home 38141 by trained personnel and 11848 by non-trained personnel. Still Birth is recorded 161 in June'18 and in the previous month it was 155. Neo-natal deaths (0-28 days) & Infant deaths (29 days-<1yr.) are recorded to be 229 and 88 in the month of June'18 where it were 253 and 87 in May'18 respectively. A total of 180 child-deaths (1-<5 yrs.) have been reported in the month of June'18 as against 188 in May'18. Maternal deaths were reported 44 during the month of June'18 which was 57 in May'18. The other deaths were reported 19520 in June'18 but in May'18 the number of such deaths were 22143. General treatments were rendered to 1744504 and 1886983 patients in the month of June'18 and May'18 respectively. In June'18 number of ECP acceptors was 5045 but in May'18 it was 5814. MR done in the reporting month is 9980 but in May'18 it was 12984. Performance of MCHTI, MFSTC, MCWCs and FWVTI-Rajshahi is also included in the report.

Nutrition Programs of the Directorate General of Family Planning

Since 2011, the MCH Services Unit of the DGFP has been implementing MYCNSIA (Maternal and Young Child Nutrition Security Initiatives in Asia) in collaboration with UNICEF in 22 upazilas of 10 districts. The initiatives taken include: counseling to mothers/caregivers about IYCF, distribution of Micro Nutrient Powder (MNP) among 6-23 months old children, counseling of pregnant and lactating mothers on feeding practice and Iron Folic Acid (IFA), food security intervention, and hand-washing/hygiene practice in the communities. For implementing the MYCNSIA, MCH Services Unit of DGFP trained officials at various levels (both TOT and core training), developed training materials, developed web-based MIS, conducted baseline survey, and procured and distributed MNP sachets, etc. MCH Services Unit of DGFP will scale up nutrition intervention in other upazilas and districts gradually. Service registers and reporting formats were revised to include nutrition information. The DGFP's MIS is currently revisited for nutrition indicators and collected information at MIS formats from January 2016.

Highlights May 2018

- a) National Contraceptive Acceptance Rate (CAR) based on 27288505 eligible couple visited, is found to be 79.1%. Rajshahi division has achieved the highest acceptance rate 81.6%, followed by Khulna division 80.5%. The CAR is found to be 79.9% achieved in Rangpur division. The Contraceptive Acceptance Rate have been found to be rather low in Sylhet 79.4%, Barisal 79.1%, Dhaka 78.5%, and Chittagong 76.4% compared to other three divisions.
- b) The highest numbers of Acceptors 6058239 have been reported from Dhaka division followed by 3848206 in Chittagong division, Rajshahi division reported 3416550 acceptors. Acceptors size is however, found much smaller in Rangpur, Khulna, Sylhet which are 2876830, 2787110, 1308861 respectively and in Barisal division it is 1292510.
- c) Out of 64 reporting districts, all districts have reported contraceptive acceptance rate of 70 percent and above, no district has reported CAR of 60 - 69 percent and no district have reported CAR of < 59 percent.
- d) Out of 488 Upazilas 486 have reported CAR at the level 70% and above, 2 Upazilas has reported CAR level 60-69 percent
- e) In case of performance done in the reporting month (June'18), Jhenaidah district recorded the highest Achievement Rate 74.3, Naogaon has got the 2nd place with 65.7 and Gopalganj district has occupied the 3rd position with 64.3 of permanent method. Khulna district has shown Achievement Rate 125.2

in IUD is the first position among the other districts and Jamlpur has got the 2nd place with 108.2. Jamalpur district has recorded the highest Achievement Rate 124.2 in Implant. Bhola district has recorded the highest Achievement Rate of 135.2, Cox's Bazar placed in 2nd position with 82.5 and Dhaka district has occupied the 3rd position with Achievement Rate 78.4 in Injectable. Dhaka district has recorded the highest Achievement Rate 78.7 in Oral Pill and Dhaka district has recorded the highest Achievement Rate 63.0 in Condom.

- f) SMC has reported distribution of 117341 vials Injectable, 3800063 cycles of Oral Pill and 8427937 pieces of Condom in June 2018.
- g) Narsingdi MCWC has performed highest 40 Caesarian Operations, Gaibandha MCWC has performed highest 203 of total deliveries. MCHTI, Dhaka has performed 255, MFSTC, Dhaka has performed 243 and FWVTI, Rajshahi has performed 25. C-Section deliveries in the reporting month June'18 Dupchahia, Sirajganj, Nilphamari, Syedpur, Lalmonirhat, Panchagore, Boda(Panchagore), Munshiganj, Sherpur, Madaripur, Gopalganj, Magura, Jhenaidha, Meherpur, Chuadanga, Bagerhat, Nalta, Kaliganj(Satkhira), Kushtia, Kumarkhali(Kustia), Gouranadi(Barisal), Bhola, Lalmohan(Bhola), Barguna, Pirojpur, Bandarban, Rangamati, Nangolkot(Comilla), Laxmipur, Begumganj(Noakhali), Pauchuri(Patiya), Sylhet and Sunamganj MCWCs have not done any Caesarian Operations. It may be due to the vacancies of trained EOC doctors in those centers or Extension Works. Director (MCH-S) & Line Director (MC&RH) should immediately look into the matter.
- h) In June'18 National Nutrition services information which collected by FP workers are as follows: Number of 284458 mothers received IFA, No. of 10498 child (6-23 months) received MNP sachet, No. of 64987 new born babies breast feeding within 1 hour after birth and No. of 0 to 6 months child, 98062 exclusive breast feeding. No. of 6860 child suffering from MAM and 3300 suffering from SAM. No. of Child Stunting, wasting and underweight are 5157, 4691 and 5700 respectively.

Table Analysis:

Table 1: Shows contraceptive performance and Achievement Rate in respect of Permanent, Long Acting and Short Acting methods for the reporting month (June 2018) and reporting period (Jul'17 to June'18) against their respective projections. In the reporting month the achievement rates of Permanent method(Male) 19.2%, Permanent method(Female) 34.8% and Permanent method (Total) 27.7%, IUD 32.5%, Implant 40.8%, Injectables 50.0%, Oral Pill 51.4% and Condom 28.1%. From Jul'17 to June'18 the achievement rates of Permanent method (Male) 33.7%, Permanent method (Female) 52.3% and Permanent method (Total) 43.8%, IUD 64.0%, Implant 105.7%, Injectables 54.4%, Oral Pill 56.2% and Condom 38.4%.

Table 2: Shows the divisions according to descending order of achievement rate against their projection of Permanent and Long Acting methods for the period Jul'17 to June'18.

Table 3: Showing the 3(three) districts achieved the highest achievement rate against Permanent and Long Acting methods of their projections for the period Jul'17 to June'18.

Table 4: Shows 3(three) districts achieved the lowest achievement rate of Permanent and Long Acting methods against their projections for the period Jul'17 to June'18.

Table 5: Comparative statement of contraceptive performance against their projection between the period Jul'16 to June'17 and Jul'17 to June'18. The Achievement Rate of Permanent Method (Male) was 39.5% in the period of Jul'16 to June'17 but it shows the lower rate 36.7% in the current period. So it is 2.7% decrease than that of Jul'16 to June'17, Permanent Method (Female) was 48.8% in the period Jul'16 to June'17 but it shows the higher rate 57% in the current period. So it is 8.2 increases than that of Jul'16 to June'17. Permanent Method (Total) was 44.7% in the period Jul'16 to June'17 but it shows the higher rate 47.8% in the current period. So it is 3.2% increase than that of Jul'16 to May'17. IUD achieved the 72.1% in the reporting period in Jul'16 to June'17 but it shows the lower rate 69.8% in the current period. So it is 2.3% decrease than that of Jul'16 to June'17. Implant achieved the 115.3% in the reporting period but in Jul'16 to June'17 it shows 97.5%, in that case Implant has shown 17.8% increase in the reporting period. Injectable achieved the 59.4% in the current period but

in the period Jul'16 to June'17 it shown 67.9%. So Injectable has shown 8.5% decrease than that of Jul'16 to June'17. Oral Pill achieved the 61.3% in the present period but in the period Jul'16 to June'17 it was 68.8%. In case of Oral Pill decrease 7.5% than that of Jul'16 to June'17. In case of Condom it achieved 41.9% in the current period but in Jul'16 to June'17 it shown 54.8%, which is 12.9% decrease than that of Jul'16 to June'17.

Table 6: Compare the status of performance and distribution of contraceptive by methods for the month of May'18 and June'18 based on field worker's report. In comparison with that of previous month Permanent Method(male) 9.5%, Permanent Method(female) 17.4%, Overall Permanent Method(total) 15.0%, IUD 2.8%, Implant 30.2% and Injectables 9.2% lower but Condom 6.0% and Oral Pill 1.5 % higher than that of May'18.

Table 7: Shows the share of Government and NGOs and Multisectors by methods in the overall National performance. Government sector has contributed 65.8 percent in Permanent Method (Male), 88.7 percent in Permanent Method (Female), 81.5 percent in Permanent Method (Total), 83.0 percent in IUD, 84.1 percent in Implant, 76.7 percent in Injectable, 83.0 percent in Oral Pill and 76.9 percent in Condom. On the other hand NGOs and Multisectors have contributed 34.2 percent in Permanent Method (Male), 11.3 percent in Permanent Method (Female), 18.5 percent in Permanent Method (Total), in IUD 17.0 percent, in Implant 15.9 percent, in Injectables 23.3 percent, in Oral Pill 17.0 percent and in Condom 23.1 percent in the reporting month June'2018.

Table 8: Division wise Contraceptive Performance by methods of NGOs and Multisectors (June 2018) are shown in this table BAVS of Dhaka division is in the highest position, Marie Stopes Clinic of Dhaka division is in the next and Marie Stopes Clinic of Chittagong division is in the 3rd position in Permanent method. By NGOs and Multisectors performance of Total Permanent methods are 1397 in the reporting month, in which Males are 833 and Females are 564. Total IUD and Implant 1472 and 2045 are inserted in the reporting month June 2018. Injectables 192733 vials, Oral Pill 1083628 cycles and 1471002 of Condom are distributed by NGOs and Multisectors in this month.

Table 9: Shows the projection, performance and achievement rates of Permanent, and Long Acting methods in the reporting month June 2018 and in the reporting period July'17 to June'18. In reporting month Jhenaidah district has achieved the highest achievement rate of 74.3 percent and Naogaon district is the next highest with 65.7 percent in Permanent Method. Khulna district has achieved the highest achievement rate of 125.2 percent in IUD and Jamalpur district achieved the highest achievement rate of 124.3 percent in Implant. And in the reporting period July'17 to June'18 Joipurhat district has achieved the highest achievement rate of 100.8 percent and Dinajpur is the next highest with 97.5 percent in Permanent Method. Khulna has achieved the highest achievement rate of 127.4 percent in IUD and Bandarban has achieved the highest achievement rate of 189.8 percent in Implant.

Table 10: Shows the projection, performance and achievement rates of Short Acting methods in the reporting month June 2018 and in the reporting period July'17 to June'18. In reporting month Bhola district has achieved the highest achievement rate of 135.2 percent and Cox's Bazar is the next highest with 82.5 percent in Injectables. Dhaka district have achieved the highest achievement rate of 78.7 percent in Oral Pill. Dhaka district has achieved the highest achievement rate of 63.0 percent in Condom. From July'17 to June'18 Bhola district has achieved the highest achievement rate of 135.6 percent and Dhaka is the next highest with 95.8 percent in Injectable. Dhaka has achieved the highest achievement rate of 97.0 percent in Oral Pill and Dhaka has achieved the highest achievement rate of 73.7 percent in Condom.

Table 11: This table shows the Old acceptors, New acceptors and dropout (No method & switch over) cases by districts in the reporting month (June 2018). This table is prepared on the basis of CAR report.

Table 12: Shows the new and total acceptors of the current month in comparison with that of the previous month. The new acceptors of all the methods Permanent Method(Male), Permanent Method(Female), Permanent Method(Total), IUD, Implant, Injectables, Oral Pill and Condom have shown decreasing trend. New acceptors are shown depending on the field

workers report which collects from their visiting areas. In case of total acceptors Permanent Method(Male), Permanent Method(Female), Permanent Method(Total) and Implant have shown increasing trend; IUD, Injectables and Oral Pill have shown stable trend but Condom has shown decreasing trend.

Table 13: This table shows that among the divisions. Rajshahi division had recorded the highest CAR of 81.59%, next Khulna division 80.46%, Rangpur division 79.85%, Sylhet division 79.36%, Barisal division 79.12%, Dhaka division 78.52% and Chittagong division 76.41% in the reporting month June 2018. Graph-1 shows the division wise CAR for the current month and graph-2 shows the division wise CAR for the current month in comparison with that of previous month.

Table 14: Shows that 64 districts have achieved CAR level of 70 percent and above where no district has achieved CAR between 60-69 percent and no district has achieved CAR between 0-59 percent in the reporting month June 2018. The graph also shows the same in comparison with previous month.

Table 15: List of 486 upazilas among the 488, which have achieved CAR 70.0% and above in the reporting month.

Table 16: List of 2 upazilas which has achieved 60-69% CAR in the reporting month. Graph shows that out of 488 upazilas 486 achieved CAR level 70% and above, 2 upazilas achieved CAR level 60-69% in the current month. There are also showing graphical presentation both of May'18 and June'18.

Table 17: Shows the dropout and switch over by method and by division for the month of June'18.

Table 18: This table shows the Division-wise comparison of Couples, Contraceptive Acceptors and the Acceptance Rate up to the end of May'18 and June'18. In the reporting month the highest number of Eligible Couples have been reported from Dhaka division, which is 7715487, 2nd highest is Chittagong division which is 5035945, then Rajshahi, Rangpur, Khulna, Sylhet and Barisal division, which are 4187386, 3602962, 3463795, 1649289 and 1633641 respectively. In case of acceptors Dhaka division has been reported the highest number which is 6058239 followed by Chittagong division 3848206, Rajshahi division 3416550, Rangpur division 2876830, Khulna division 2787110, Sylhet division 1308861 and Barisal division 1292510.

Table 19: Shows the contraceptive method mix by division for the month of June 2018. Rangpur division has contributed the highest rate in Permanent Method 16.1% among its CAR method mix followed by Sylhet division is in 15.9% then Khulna division 15.3% and then Rajshahi 14.2. Chittagong division has recorded 4.8% in IUD which is highest among the other divisions followed by Sylhet 4.4% and Barisal 4.1%. Barisal division has contributed the highest rate in Implant 7.1%, followed by Rangpur division with 6.3%, Barisal division has also contributed the highest rate in Injectable 26.8% then Chittagong 22.1 and Rangpur 21.8% in CAR method mix among all the divisions. Dhaka division has recorded the highest rate in Oral Pill 51.1% followed by Rajshahi 48.9%, Rangpur 48.3%. Rajshahi division has recorded the highest rate in Condom 10.6% followed by Khulna 10.1% and Sylhet division 9.7%.

Pie Charts are showing the division wise Method-Mix for the month of June 2018.

Table 20: This table shows the performance of MCH and Reproductive Health Services during the month of May 2018 and June 2018.

Table 21: This table shows the performance of Nutrition Services for the month of May 2018 and June 2018 collected by family planning workers.

Annex A: Annex- A shows comparative summary key performances since January 2018 to June 2018.

Annex B: Performance of RH-EOC of MCWC including MCHTI, MFSTC and FWVTI-Raj for the month of June 2018.

Annex C: Performance of Part of the City Corporation Area for the month of June 2018 (partial)

Annex D: City Corporation wise Contraceptive Acceptors and Acceptance Rate (CAR) end of the month of June 2018 (partial).

Annex E: City Corporation wise MCH Performance for the month of June 2018 (partial).

Remarks: The achievement of Rangpur division is good against their projection in permanent method in the reporting month in comparison with that of other divisions.

Clarification about the information of summary sheet, table-2 and table-3:

Method Specific Acceptors:

In the summary sheet, Method Specific Acceptors is shown based on the field workers (FWA) visit of the reporting month and also the previous month. These are the cumulative figure which includes previous month's acceptors and reporting month's new acceptors collected by the field workers within their working areas.

Contraceptive distribution by Method:

In the summary sheet, Contraceptive Performance by Method is prepared based on the performance and distribution of the reporting month. These figures are actual performance of the reporting month which is not comparable with the information written in method specific acceptors.

Table- 9, Table-10 and Table-11

Performance shows in the table-9 and 10 is the actual performance of the respective month but the new acceptors show in the table-11 is may not be the performance done in the same month. It may happen that the new acceptors accepted method in the previous month but field workers shown that case in the next month due to their rounding schedule. So the performance of table-9, table-10 will not be the comparable with the new acceptor of table-11.

Clarification about the information of MCH and Reproductive Health Services:

- Information shown against 'delivery' which done in MCHTI, MFSTC, MCWCs, UHCs & UH&FWCs. This report is collected through the MIS reporting Form-3. So it is not the whole country's delivery records. This report is absolutely excluding the city corporations.
- Information shown against the 'live births' conducted at Govt. MCH, DH, MCWC, UHC, UH&FWC, NGOs & Home. The information is collected by FWAs through field visit. Field workers visit their units monthly and they submit their reports in every month.

Highest and Lowest performing districts in clinical methods

Highest performing 3(three) districts in the month of June 2018

Permanent Method		IUD		Implant		Remarks
District	Ach. Rate	District	Ach. Rate	District	Ach. Rate	
Jhenaidaha	74.3	Khulna	125.2	Jamalpur	124.2	
Naogaon	65.7	Jamalpur	108.2	Khagrachhari	97.1	
Gopalganj	64.3	Bandarban	77.8	Kishoreganj	89.7	

Lowest performing 3(three) districts in the month of June 2018

Permanent Method		IUD		Implant		Remarks
District	Ach. Rate	District	Ach. Rate	District	Ach. Rate	
Khagrachhari	5.0	Habiganj	36.1	Bhola	10.0	
Kurigram	4.8	Barguna	46.6	Nawabganj	4.2	
Shariatpur	2.9	Laxmipur	24.0	Jhalakati	2.9	

Congratulations: We congratulate the districts for their better performance in clinical methods against projections. We hope the officers and staffs who are involved with the activities will continue their better performance in future.

Unsatisfactory Performance: We are sorry for their unsatisfactory low performance in clinical methods against projections. We hope the officers and staffs are involved with the activities will try to overcome from this type of un-satisfactory performance in future.

Annex - E: City Corporation wise MCH Performance (Part of the City Corporation) for the month of June 2018

Name of the City Corporation	Total Pregnant Mother	Antenatal Care				Live Birth		Delivery		Postnatal Care			
		1 st visit (in 4 month)	2 nd visit (in 6 month)	3rd visit (in 8 month)	4 th visit (in 9 month)	by Trained Person	by Non-trained Person	Normal	C-Section	PNC-1 (in 24 Hour)	PNC-2 (in 2nd-3rd day)	PNC-3 (in 7th-14th day)	PNC-4 (in 42-48 day)
Rangpur City Corporation	3081	909	779	722	663	89	18	98	115	203	147	164	277
Rangpur Division	3081	909	779	722	663	89	18	98	115	203	147	164	277
Rajshahi City Corporation	5079	1864	1547	1681	1554	0	0	153	133	472	369	181	208
Rajshahi Division	5079	1864	1547	1681	1554	0	0	153	133	472	369	181	208
Khulna City Corporation	12593	2875	4192	3776	2936	293	4	307	387	1462	1378	1379	1426
Khulna Division	12593	2875	4192	3776	2936	293	4	307	387	1462	1378	1379	1426
Barisal City Corporation	2718	454	369	365	202	8	3	99	38	172	62	153	99
Barisal Division	2718	454	369	365	202	8	3	99	38	172	62	153	99
Dhaka City Corporation	1962	884	716	724	770	34	3	31	26	19	18	84	222
Gazipur City Corporation	2506	1015	847	686	676	89	4	128	210	440	358	257	296
Narayanganj City Corporation	1613	331	208	179	96	48	14	17	37	29	20	35	53
Dhaka Division	6081	2230	1771	1589	1542	171	21	176	273	488	396	376	571
Chittagong City Corporation	949	3954	3403	2514	2342	40	41	436	360	1727	1697	1898	1487
Comilla City Corporation	1264	364	485	647	247	7	0	88	27	124	98	104	234
Chittagong Division	2213	4318	3888	3161	2589	47	41	524	387	1851	1795	2002	1721
Sylhet City Corporation	938	37	50	50	42	20	0	21	15	5	11	12	34
Sylhet Division	938	37	50	50	42	20	0	21	15	5	11	12	34
Total	32703	12687	12596	11344	9528	628	87	1378	1348	4653	4158	4267	4336

Name of the City Corporation	TT for Woman (15-49 Yrs.)		3 rd dose	4 th dose	5 th dose	No. of ECP Acceptor	No. of Misoprostol Acceptor	No. of MR done	Treatment of RTI/STI	BCG (Vaccine)	No. of immunized Child		
	1 st dose	2 nd dose									OPV & Pentavalent (DPT,Hab-B,Hib)		
											PCV 1	PCV 2	3
Rangpur City Corporation	122	134	111	90	108	5	83	224	916	166	238	234	204
Rangpur Division	122	134	111	90	108	5	83	224	916	166	238	234	204
Rajshahi City Corporation	283	287	307	251	239	15	265	132	590	400	382	372	382
Rajshahi Division	283	287	307	251	239	15	265	132	590	400	382	372	382
Khulna City Corporation	670	758	767	653	596	13	13	157	1245	840	1306	998	917
Khulna Division	670	758	767	653	596	13	13	157	1245	840	1306	998	917
Barisal City Corporation	93	93	88	51	58	19	0	257	579	122	208	212	164
Barisal Division	93	93	88	51	58	19	0	257	579	122	208	212	164
Dhaka City Corporation	42	127	116	114	1423	0	0	44	60	0	0	0	0
Gazipur City Corporation	1064	1042	962	822	772	6	69	240	701	1477	1465	1400	1538
Narayanganj City Corporation	429	393	348	293	266	7	2	14	32	370	335	284	300
Dhaka Division	1535	1562	1426	1229	2461	13	71	298	793	1847	1800	1684	1838
Chittagong City Corporation	1322	1106	886	653	627	27	125	446	3804	1277	1811	1458	1366
Comilla City Corporation	168	189	220	161	177	4	3	196	751	183	382	371	302
Chittagong Division	1490	1295	1106	814	804	31	128	642	4555	1460	2193	1829	1668
Sylhet City Corporation	161	140	116	115	69	0	0	0	6	170	153	148	136
Sylhet Division	161	140	116	115	69	0	0	0	6	170	153	148	136
Total	4354	4269	3921	3203	4335	96	560	2236	8684	5005	6280	5477	5309

Name of the City Corporation	No. of immunized Child			Total live birth	Still birth	No. of Death					General Patient
	PCV 3	MR & OPV-4	Measles (Vaccine)			Child (0-28) days	Child (29 days to <1 year)	No. of death child (1-5year)	Maternal Death	No. of Others Death	
Rangpur City Corporation	127	0	100	321	0	0	0	0	0	37	9353
Rangpur Division	127	0	100	321	0	0	0	0	0	37	9353
Rajshahi City Corporation	323	0	265	263	1	0	0	0	0	7	25319
Rajshahi Division	323	0	265	263	1	0	0	0	0	7	25319
Khulna City Corporation	1423	0	705	1045	0	0	0	1	0	26	31737
Khulna Division	1423	0	705	1045	0	0	0	1	0	26	31737
Barisal City Corporation	171	0	114	128	0	0	0	0	0	0	1908
Barisal Division	171	0	114	128	0	0	0	0	0	0	1908
Dhaka City Corporation	0	0	0	150	0	0	0	0	0	32	2842
Gazipur City Corporation	1099	0	565	246	0	0	0	0	0	50	9363
Narayanganj City Corporation	259	0	256	222	0	0	0	0	0	61	1048
Dhaka Division	1358	0	821	618	0	0	0	0	0	143	13253
Chittagong City Corporation	1087	0	710	628	0	0	0	0	0	22	28143
Comilla City Corporation	290	0	179	122	0	0	0	0	0	0	3823
Chittagong Division	1377	0	889	750	0	0	0	0	0	22	31966
Sylhet City Corporation	168	0	93	64	0	0	0	0	0	13	111
Sylhet Division	168	0	93	64	0	0	0	0	0	13	111
Total	4947	0	2987	3189	1	0	0	1	0	248	113647