

FAMILY PLANNING MONTHLY LOGISTICS REPORT

November 2015



**Management Information System (MIS)
Directorate General of Family Planning (DGFP)**

6, Kawran Bazar, Dhaka1215

Email: dirmisfp@gmail.com, dirlsdgfp@gmail.com
www.dgfpmis.org, www.dgfplmis.org

Government of the People's Republic of Bangladesh
Directorate General of Family Planning
Management Information System (MIS)
6, Kawran Bazar, Dhaka- 1215
www.dgfpbd.org


Memo No. - DGFP/MIS/97/323(part-5)/2008/50/1033

Date: 31 December' 2015.

Sub: **Family Planning Monthly Logistics Report for the Month of November' 2015.**

Family Planning Monthly Logistics Report for the Month of November' 2015 is sent herewith for your kind information & necessary action. This report is prepared on the basis of Form-7 submitted by Warehouses and Form-7B submitted by Upazila Family Planning Offices by using WIMS & UIMS operational tools. It provides useful information on monthly distribution and stock balance of all the major contraceptives & DDS Kits of Warehouse/Upazila Stores. A summary of important events happened during reporting month included in this report. For more information you are requested to visit at www.scmpbd.org web site.

Comments and suggestions for improvement of this report will be highly appreciated.



31.12.2015
(A K M Mahbubur Rahman Joarder)

Director (MIS)

and

Line Director MIS-FP

Phone: 9146262

Mail: dirmisfp@gmail.com

Memo No. - DGFP/MIS/97/323(part-5)/2008/50/1033/1(100)

Date: 31 December' 2015.

Copy of the report forwarded to:

1. Secretary, Ministry of Health & Family Welfare, Bangladesh Secretariat, Dhaka.
2. Additional Secretary, Ministry of Health & Family Welfare, Bangladesh Secretariat, Dhaka.
3. Joint Secretary (WHO)/ (Coordination), Ministry of Health & Family Welfare, Bangladesh Secretariat, Dhaka.
4. Joint Chief (Planning), Ministry of Health & Family Welfare, Bangladesh Secretariat (Clinic Building), Dhaka.
5. Joint Chief (Population & Planning wing), Planning commission, Sher-e-Bangla Nagar, Dhaka.
6. Joint Chief (Planning), Program Management and Monitoring Unit (PMMU), Azimpur, Dhaka-1205.
7. P.S. to the Honorable Minister, Ministry of Health and Family Welfare, Bangladesh Secretariat, Dhaka, for kind information of the Honorable Minister.
8. P.S. to the Honorable State Minister, Ministry of Health and Family Welfare, Bangladesh Secretariat, Dhaka, for kind information of the Honorable State Minister.
9. Director Administration, Directorate General of Family Planning, 6 Kawran Bazar, Dhaka 1215.
10. Director Logistics & Supply and Line Director (Procurement, Storage & Supply Management), Directorate General of Family Planning, 6 Kawran Bazar, Dhaka 1215.

11. Director Finance & Line Director (Family Planning Field Service Delivery Program), Directorate General of Family Planning, 6 Kawran Bazar, Dhaka 1215.
12. Director (IEM) & Line Director (Information, Education and Communication), Directorate General of Family Planning, 6 Kawran Bazar, Dhaka 1215.
13. Director Planning & Line Director (Program Monitoring and Evaluation), Directorate General of Family Planning, 6 Kawran Bazar, Dhaka 1215.
14. Line Director (Maternal, Child, Reproductive and Adolescent Health), Directorate General of Family Planning, 6 Kawran Bazar, Dhaka 1215.
15. Line Director (Clinical Contraception Services Delivery), Directorate General of Family Planning, 6 Kawran Bazar, Dhaka 1215.
16. Divisional Director, Family Planning, Dhaka / Chittagong / Rajshahi / Khulna / Sylhet / Barisal/ Rangpur Division.
17. Deputy Chief (FW)/ (Health), Ministry of Health & Family Welfare, Bangladesh Secretariat, Dhaka.
18. Additional Director (Drugs and Stores), Directorate General of Family Planning, Central Warehouse, Mohakhali, Dhaka.
19. Deputy Director, Family Planning, ----- District (Your are requested to take appropriate measures to ensure timely submission of Form 7B report from upazilas and send these to MIS Unit within 9th working day of the next month).
20. Supply Officer, Family Planning, ----- CWH/RWHs.
21. Country Director, SPS/MSH, House No.-28, Flat-W2, Road No.-63, Gulshan-2, Dhaka-1212.
22. Country Director, The World Bank, E-32, Agargaon, Sher-e-Banala Nagar, Dhaka-1207.
23. Team Leader, Population & Health Team, USAID, Madani Avenue, Baridhara, Dhaka.
24. Country Representative, UNFPA, IDB Bhaban, Agargaon, Sher-E-Bangla Nagar, Dhaka.
25. Managing Director, SMC, SMC Tower, 33 Banani C/A, Dhaka-1213.
26. Documentation Center, IEM Unit, Directorate General of Family Planning, 6 Kawran Bazar, Dhaka.
27. PA to Director General, Directorate General of Family Planning, 6, Kawran Bazar, Dhaka 1215.
28. Office copy, MIS, DGFP, 6 Kawran Bazar, Dhaka -1215.


(Shalina Akther)
Deputy Director (MIS)

Table Of Contents

	Page
1. DGFP Stock Status Report	1-2
2. National Receipts Quantity by Product by Month	3
3. National Level Contraceptive Summary Report	4
4. Stock Status Report at Different Levels	5
5. Contraceptive Stock Status by Product at Upazila Store and Field	6-10
6. Contraceptive Stock Status by Product at Regional Warehouses/Upazila	11-31
7. Month-wise Consumption Trend	32-34
8. Report on Upazila and Warehouse Having Stock Out in last month	35

1. DGFP Stock Status Report

		2015												2016												2017												
Year	2015	1	2	3	4	5	6	7	8	9	10	11	12	1	2	3	4	5	6	7	8	9	10	11	12	1	2	3	4	5	6	7	8	9	10	11	12	
Min.-Max.								Min					Max																									
Product																																						
Condom		CS (199.22m) - 16 months												2014-15 : 57m - 4 months																								
*AMC = 12.0m	2014-15: GoB (Rev): 150 m - 93 m received as of 30 November 2015; awaiting receipt 57 m																																					
Pill		CS (160.25m) - 18 months												2014-15 : 23.06m - 2 months																								
*AMC = 8.7m	2014-15: Pool Fund 60m (ICB): Contract signed on 25 June 2015; 18m (ICB): Contract signed on 06 May 2015; 54.94 m received as of 30 Nov 2015																																					
IUD		CS (0.784m) - 38 months												2013-14 - 0.04m : 2 months																								
*AMC = 20,353	2014-15: Pool Fund 0.04m: Contract signed on 05 March 2015; awaiting receipt																																					
Injectables		CS (23.01m) - 20 months												2014-15 : 8.1m - 7 months																								
*AMC = 1.14m	2014-15: Pool Fund 14m: Contract signed on 31 May 2015; GoB (Dev): 2.5m: Contract Signed on 01 Apr 2015; 8.4 m received as of 30 November 2015																																					
Implant		CS (0.399m) - 14 months												2014-15 - 0.05m : 2 months																								
*AMC = 27,537	2014-15 (Pool fund): 0.05m: contract signed on 27 July 2015																																					
***DDS Kit		2015-16 : GoB (Dev) : 3000 boxes																																				
*AMC = 5,885	***The medicines under DDS Kit are not going to be procured in Kit form. Instead, individual medicines of 22 items will be procured from now on.																																					
		CS (1933 boxes)																																				
		<p>Legend:</p> <ul style="list-style-type: none"> Current Stock of contraceptives To be received 2015-16 - planned AMC = Average Monthly Consumption BER = Bid Evaluation Report CCGP = Cabinet Committee on Govt Purchase CS = Current Stock NOA = Notification of Award NO = No Objection TEC = Tender Evaluation Committee 																																				
		<p>*AMC is calculated based on past 12-months consumption **This report is generated using the "Pipeline Software" which considers "Projected Consumption"</p> <p><i>Data Sources: DGFP L&S unit, DGFP LMIS web site - http://www.dgplmis.org.</i></p>																																				



DGFP STOCK STATUS REPORT
(For major Items)
Month: November 2015 (*Updated 20 December 2015*)

CONDOM – Current national stock is 199.22 million pieces and this stock can be used up to February 2017.

- FY 2014-15 GoB (Revenue) 150 million pieces: 93 million pieces received as of 30 November 2015; awaiting receipt 57 million pieces.

PILL – Current national stock of pill is 160.25 million cycles which will go up to April 2017.

- 2014-15 (Pool fund):60m cycles (ICB) & 18 m cycles (NCB): 54.94 million cycles received as of 30 November 2015; awaiting receipt 23.06 million cycles.

IUD – Current national stock is 0.784 million pieces and this stock can be used up to December 2018.

- FY 2013-14 (Pool fund) -0.04 million pieces - Contract signed on 05 March 2014; awaiting receipts.

INJECTABLES – Current stock of 23.01 million vials can be used up to June 2017.

- 2014-15 (Pool fund) 14m vials (ICB) & (GoB Dev) 2.5m vials (NCB): 8.4 m received as of 30 November 2015; awaiting receipt 8.1m.

IMPLANT – Current stock is 0.399 million sets and this can be used up to December 2016.

- 2014-15 (Pool Fund) 0.05m: Contract signed on 27 July 2015.

DDS KITS – Current national stock is 1933 boxes.

- 2014-15 (Pool fund) 0.070m boxes: World Bank did not accord any Objections on BER.
- 2015-16 Gov (Dev) : 3000 boxes (NCB)
(The medicines under DDS Kit are not going to be procured in Kit form. Instead individual medicines of 22 items will be procured from now on)

You can also download the previous reports from <http://www.dgfplmis.org/>

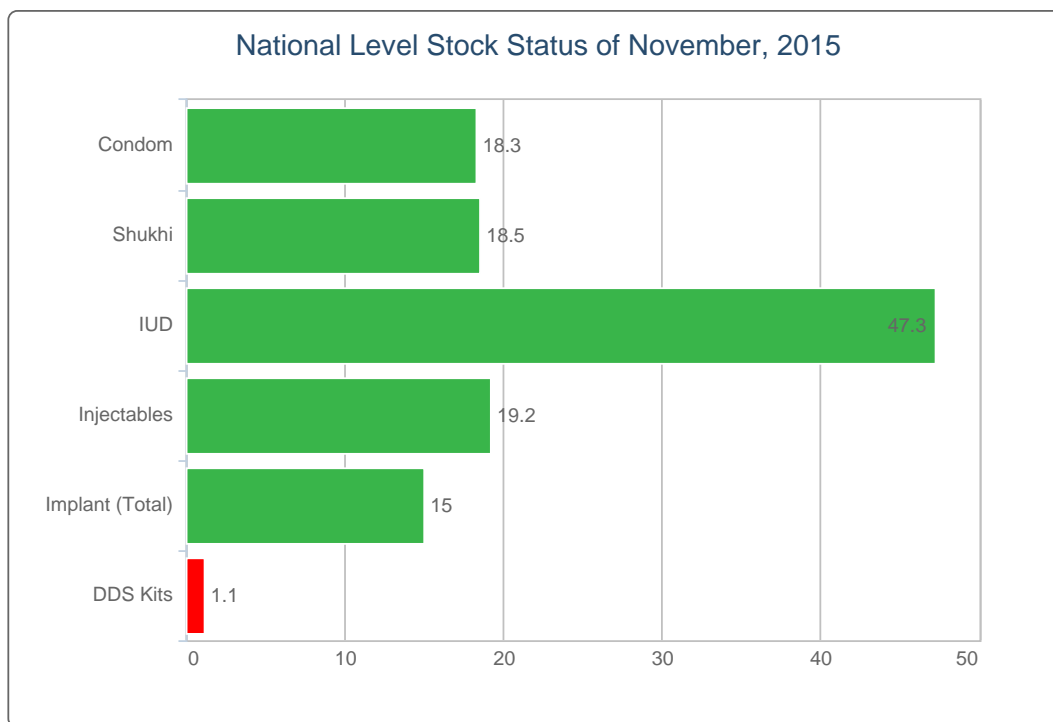
2. National Receipts Quantity by Product by Month

Contraceptive Received Report

Month: November, 2015

Item	Supplier	Receiver	Date Receipts	Qty	Remarks
Shukhi		Central Ware House, Mohakhali, Dhaka	30/11/15	11,947,500	
Total				11,947,500	
Injectable		Central Ware House, Mohakhali, Dhaks	30/11/15	2,800,000	
Total				2,800,000	

3. National Level Contraceptive Summary Report

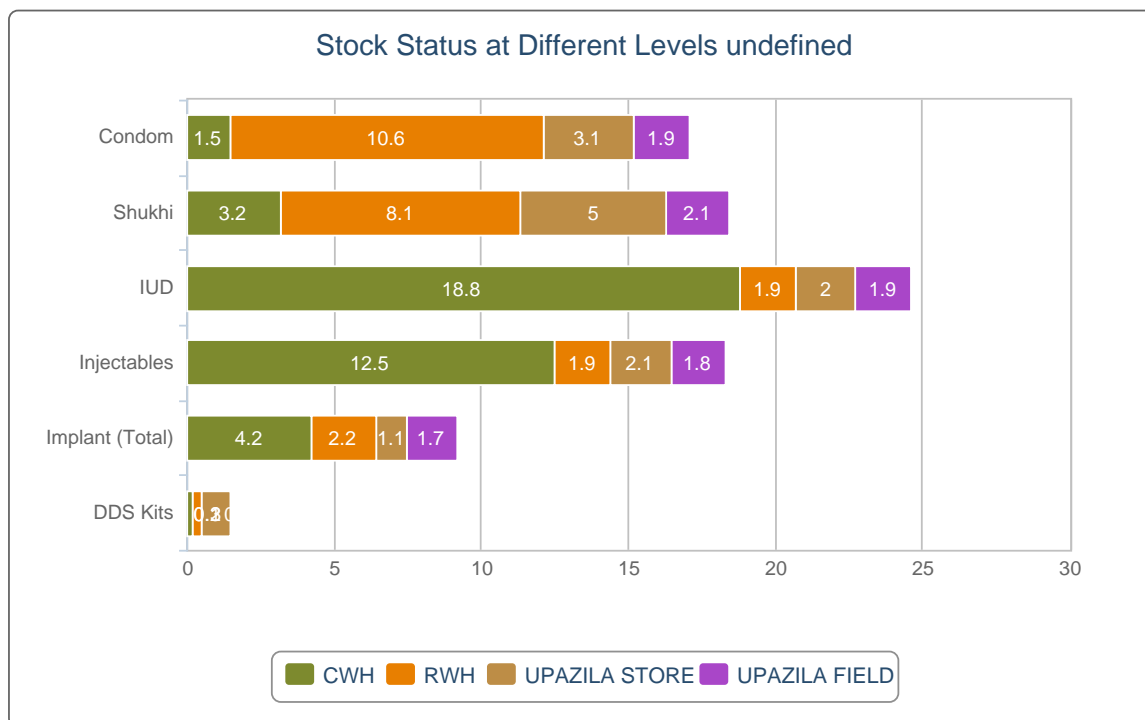


■ MOS less than 4.0
 ■ MOS 4.0 - 7.9
 ■ MOS 8.0 and above
 MOS = Month of Stock

National Level Stock Status of November, 2015

SL	Name of Products	Reported Consumption	Reported Closing Balance	Average Monthly Consumption	MOS
1	Condom	12,531,001	213,879,241	11,716,620	18.3
2	Shukhi	8,601,355	158,503,747	8,590,931	18.5
3	IUD	33,556	824,485	17,445	47.3
4	Injectables	1,171,189	21,531,665	1,119,732	19.2
5	Implant (Total)	49,246	454,503	30,299	15.0
6	DDS Kits	3,981	5,938	5,607	1.1

4. Stock Status Report at Different Levels

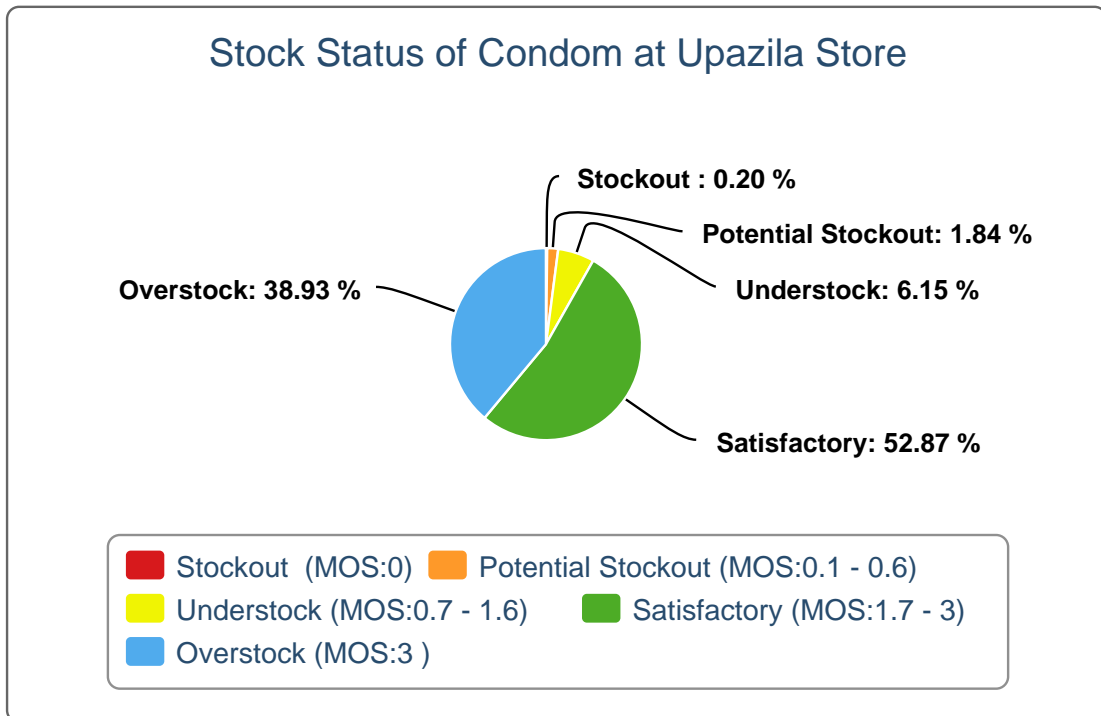


Stock Status at Different Levels November, 2015

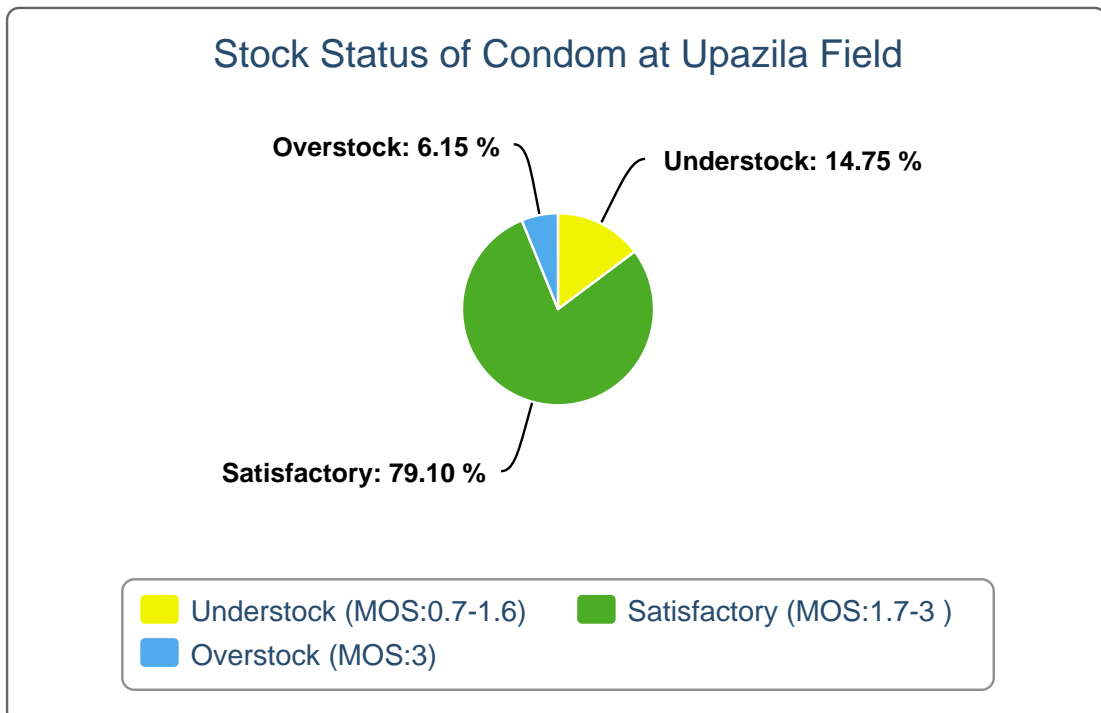
Products	Avg. Consump. of Last 6 Months	CWH Level	MOS	RWH Level	MOS	Upazila Level	MOS	Field Level	MOS	National Level	MOS
Condom	11,716,620	19,138,400	1.6	132,557,520	11.3	38,738,496	3.3	23,444,825	2	213,879,241	18.3
Shukhi	8,590,931	27,854,880	3.2	69,272,160	8.1	43,029,687	5	18,347,020	2.1	158,503,747	18.5
IUD	17,445	631,148	36.2	62,406	3.6	66,143	3.8	64,788	3.7	824,485	47.3
Injectables	1,119,732	14,660,300	13.1	2,242,900	2	2,465,670	2.2	2,162,795	1.9	21,531,665	19.2
Implant (Total)	30,299	207,697	6.9	109,050	3.6	54,433	1.8	83,323	2.8	454,503	15
DDS Kits	5,607	789	0.1	1,121	0.2	4,061	0.7			5,938	1.1

5. Contraceptive Stock Status by Product at Upazila Store and Field

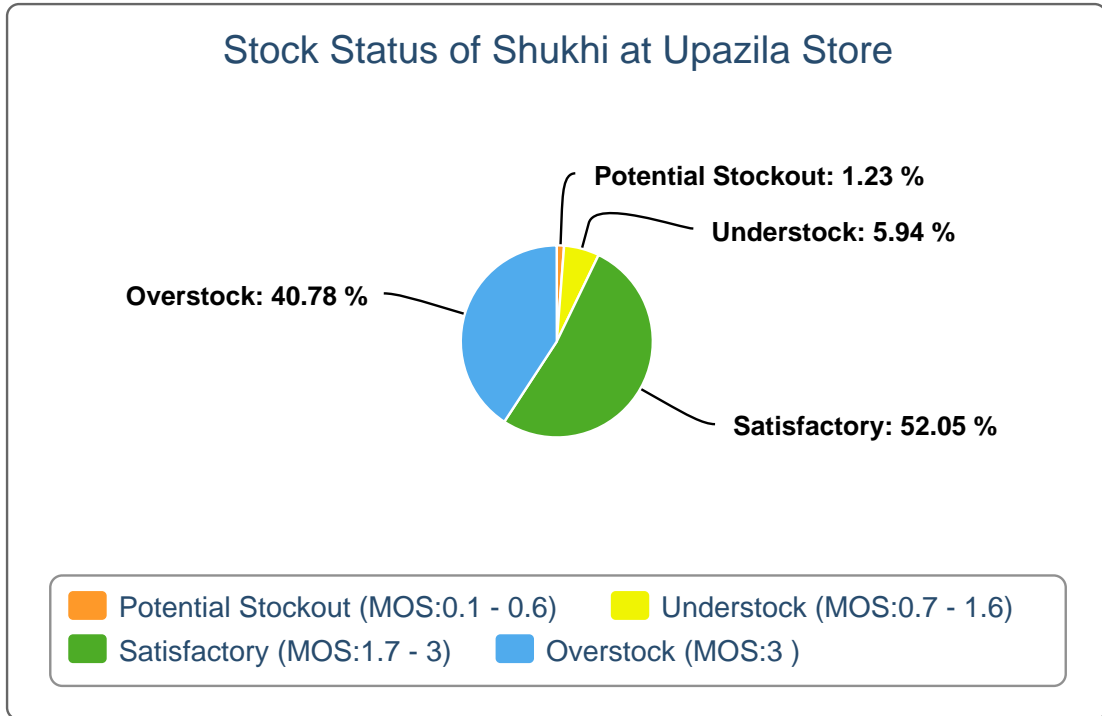
5(a).



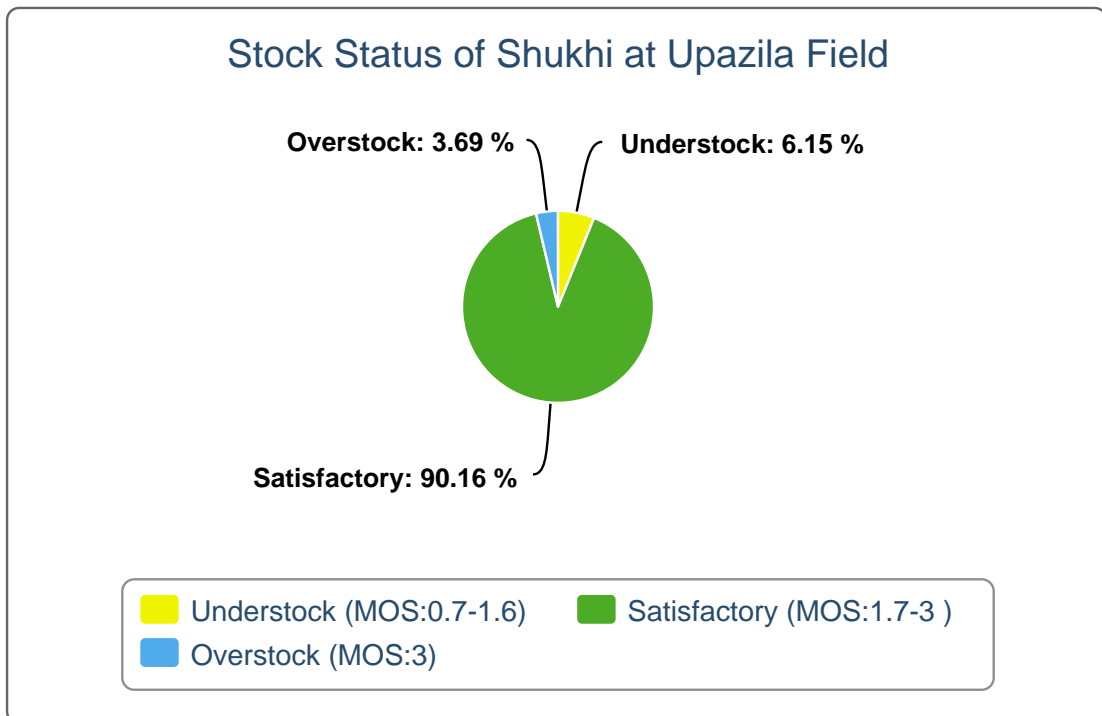
5(b).



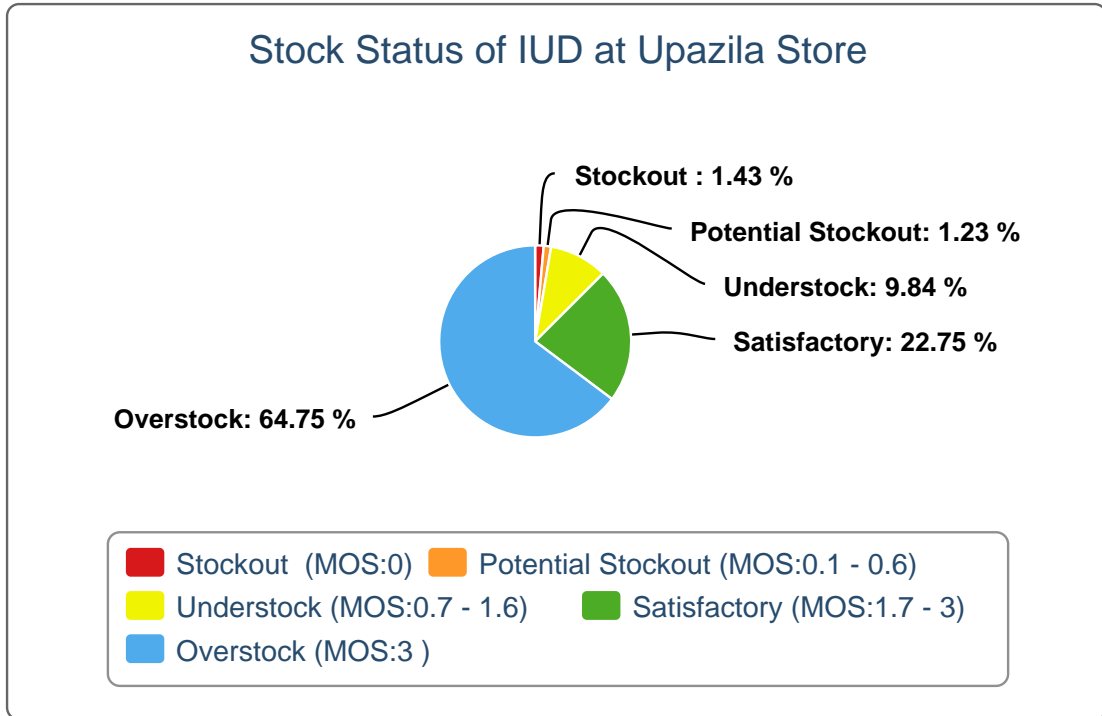
5(c).



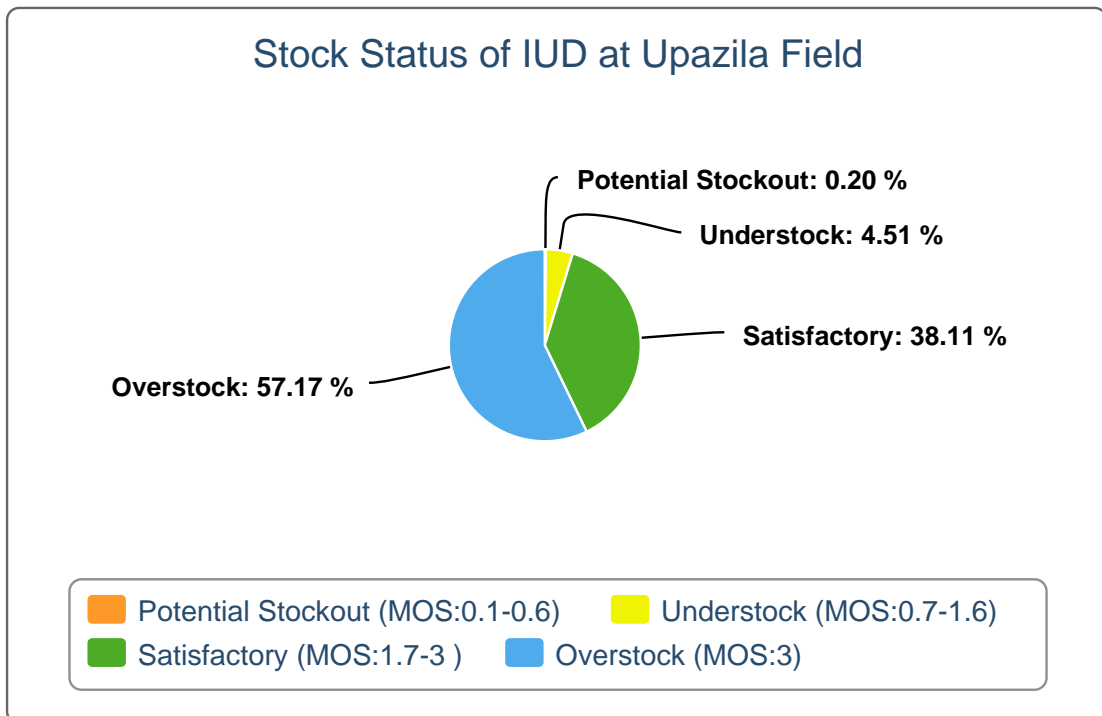
5(d).



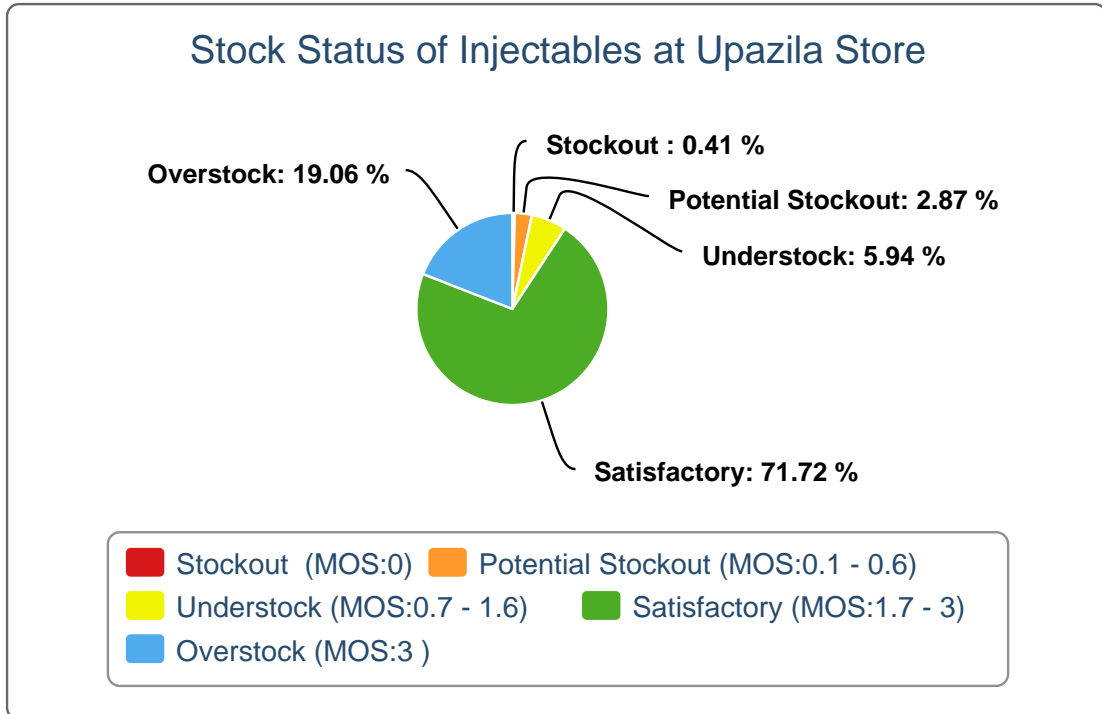
5(e).



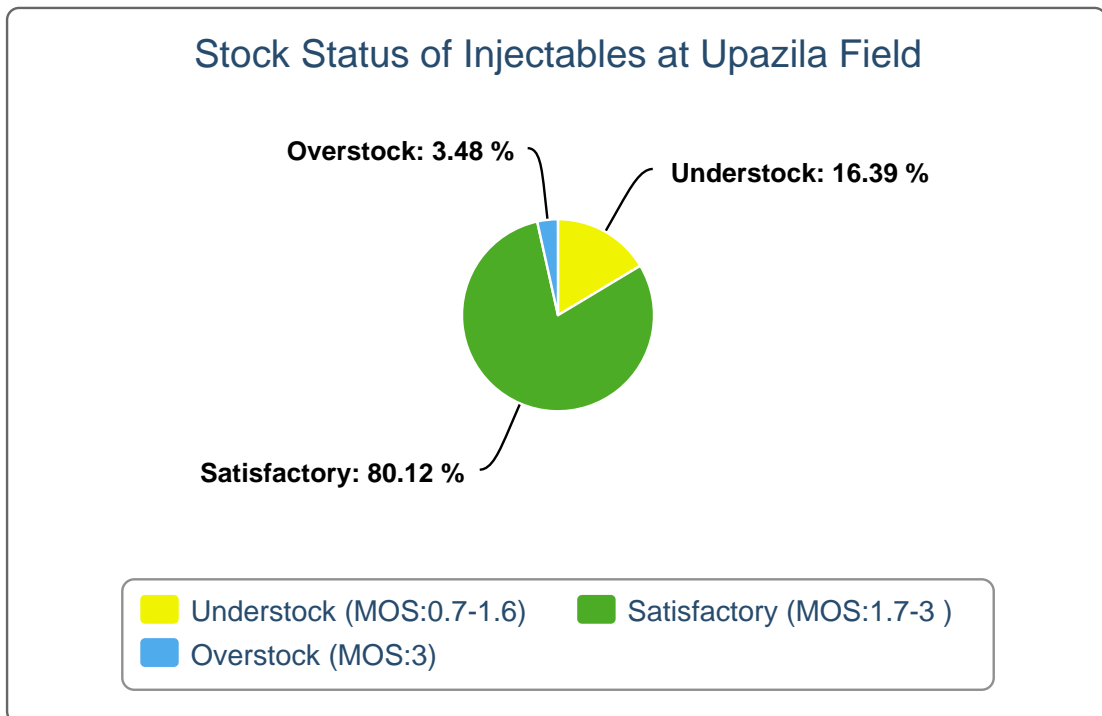
5(f).



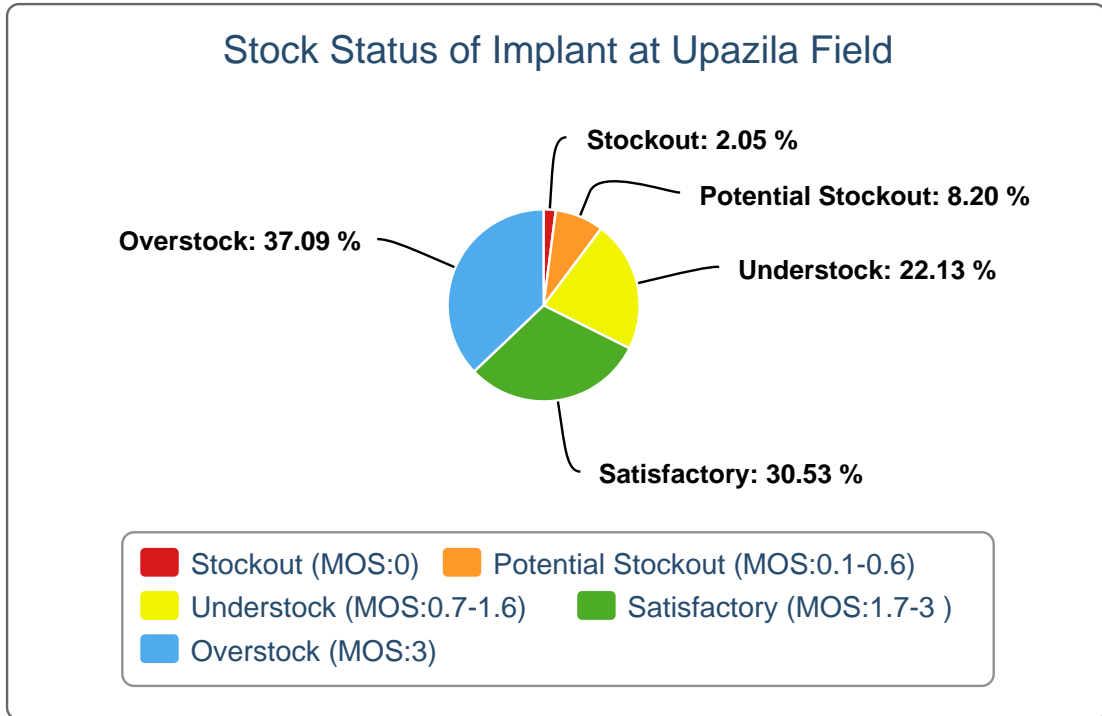
5(g).



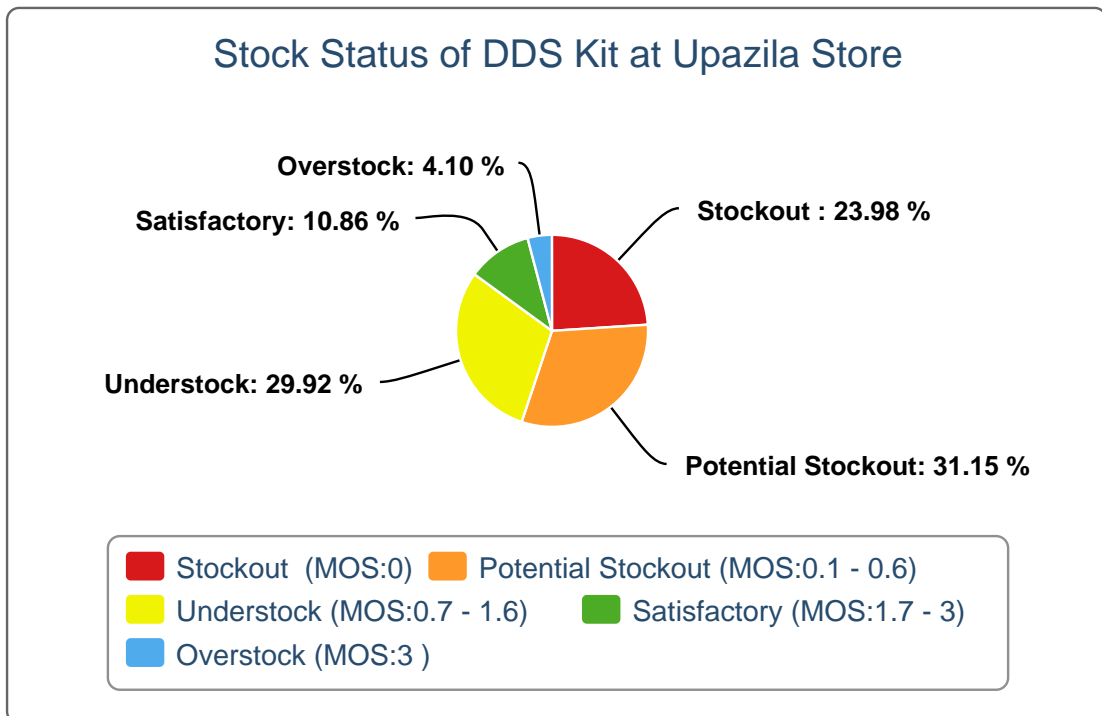
5(h).



5(i).



5(j).



6(a). Contraceptive Stock Status by Product at Regional Warehouses

SL	WH Name	Condom			Shukhi			IUD			Injectables			Implant			DDS Kits		
		CBL	AMD	MOS	CBL	AMD	MOS	CBL	AMD	MOS	CBL	AMD	MOS	CBL	AMD	MOS	CBL	AMD	MOS
1	Bandarban RWH	105,000	29,036	3.6	50,400	20,898	2.4	600	97	6.2	14,000	3,863	3.6	240	122	2.0	21	28	0.8
2	Bhola RWH	474,000	154,310	3.1	429,120	110,606	3.9	1,100	285	3.9	48,000	46,281	1.0	1,144	449	2.5	0	64	0.0
3	Bogra RWH	18,659,000	608,010	30.7	11,057,760	465,991	23.7	2,314	597	3.9	171,300	41,575	4.1	9,336	1,924	4.9	0	360	0.0
4	Chittagong RWH	66,059,920	587,809	112.4	34,621,440	418,115	82.8	7,400	1,230	6.0	209,700	66,827	3.1	4,264	2,071	2.1	16	343	0.0
5	Comilla RWH	1,389,000	895,057	1.6	423,360	457,386	0.9	2,550	1,391	1.8	114,000	86,260	1.3	3,900	1,262	3.1	22	136	0.2
6	Dhaka CWH	19,138,400	1,829,967	10.5	27,854,880	981,383	28.4	631,148	2,702	233.6	14,660,300	129,742	113.0	207,697	2,906	71.5	789	454	1.7
7	Dinajpur RWH	1,572,000	211,318	7.4	1,067,040	374,125	2.9	1,400	537	2.6	74,000	44,545	1.7	1,128	1,578	0.7	20	226	0.1
8	Faridpur RWH	1,872,000	703,508	2.7	1,139,040	534,220	2.1	5,250	1,252	4.2	108,000	57,335	1.9	2,504	2,179	1.1	53	225	0.2
9	Jamalpur RWH	300,000	446,828	0.7	460,800	316,522	1.5	1,950	526	3.7	135,300	41,647	3.2	3,000	1,134	2.6	107	152	0.7
10	Jessore RWH	1,320,000	518,848	2.5	462,240	410,116	1.1	3,500	802	4.4	173,400	56,928	3.0	17,030	1,411	12.1	2	132	0.0
11	Khulna RWH	30,010,600	769,914	39.0	4,908,960	512,155	9.6	3,450	981	3.5	111,700	53,141	2.1	7,132	1,617	4.4	9	183	0.0
12	Kushtia RWH	1,272,000	365,366	3.5	527,040	213,898	2.5	1,746	276	6.3	91,100	39,734	2.3	2,836	550	5.2	17	71	0.2
13	Mymensingh RWH	1,899,000	937,002	2.0	1,717,920	935,263	1.8	2,600	1,320	2.0	102,500	61,879	1.7	8,844	2,958	3.0	57	223	0.3
14	Noakhali RWH	240,000	378,876	0.6	725,760	208,495	3.5	6,350	757	8.4	100,200	50,279	2.0	3,100	727	4.3	50	26	1.9
15	Pabna RWH	1,419,000	535,165	2.7	2,891,520	396,861	7.3	3,300	981	3.4	97,500	55,509	1.8	5,550	818	6.8	109	230	0.5
16	Patuakhali RWH	1,398,000	120,048	11.6	478,080	162,082	2.9	3,450	402	8.6	105,700	30,507	3.5	5,000	817	6.1	32	123	0.3
17	Rajshahi RWH	1,098,000	697,032	1.6	3,679,200	363,290	10.1	1,286	413	3.1	127,500	44,909	2.8	5,949	1,443	4.1	421	124	3.4
18	Rangamati RWH	86,000	58,206	1.5	168,480	36,017	4.7	560	80	7.0	13,000	3,504	3.7	646	156	4.1	57	34	1.7
19	Rangpur RWH	1,794,000	612,941	2.9	3,009,600	869,964	3.5	4,950	1,545	3.2	132,000	122,921	1.1	17,360	3,691	4.7	10	417	0.0
20	Sylhet RWH	693,000	795,445	0.9	612,000	451,960	1.4	5,900	742	8.0	139,000	51,540	2.7	7,039	1,745	4.0	0	266	0.0
21	Tangail RWH	897,000	461,934	1.9	842,400	351,584	2.4	2,750	529	5.2	175,000	30,806	5.7	3,048	741	4.1	118	164	0.7

6(b). Contraceptive Stock Status by Product at Upazila

SL	Warehouse Name	Upazila Name	Condom			Shukhi			IUD			Injectables			Implant			DDS Kits		
			CBL	AMD	MOS	CBL	AMD	MOS	CBL	AMD	MOS	CBL	AMD	MOS	CBL	AMD	MOS	CBL	AMD	MOS
1	Bandarbon RWH	Alikadam	21,600	3,018	7.2	15,075	1,490	10.1	117	14	8.4	2,557	1,054	2.4	29	21	1.4	6	3	2.0
2	Bandarbon RWH	Bandarban Sadar	11,700	4,248	2.8	7,675	4,255	1.8	41	18	2.3	2,163	915	2.4	66	16	4.1	1	9	0.1
3	Bandarbon RWH	Lama	24,000	4,776	5.0	17,280	4,427	3.9	94	25	3.8	2,760	762	3.6	64	11	5.8	8	8	1.0
4	Bandarbon RWH	Naikhongchhari	14,600	7,140	2.0	12,195	5,965	2.0	74	15	4.9	2,634	803	3.3	38	15	2.5	14	4	3.5
5	Bandarbon RWH	Rowangchhari	13,300	2,551	5.2	8,775	1,632	5.4	57	8	7.1	950	179	5.3	32	21	1.5	2	4	0.5
6	Bandarbon RWH	Ruma	20,400	5,488	3.7	20,840	1,339	15.6	9	11	0.8	850	60	14.2	34	11	3.1	11	3	3.7
7	Bandarbon RWH	Thanchi	13,900	1,815	7.7	10,004	1,790	5.6	69	6	11.5	300	90	3.3	0	27	0.0	12	2	6.0
8	Bhola RWH	Bhola Sadar	32,800	17,685	1.9	33,525	16,021	2.1	112	53	2.1	18,200	8,116	2.2	0	113	0.0	30	19	1.6
9	Bhola RWH	Burhanuddin	19,900	7,451	2.7	21,420	10,011	2.1	110	30	3.7	6,602	2,713	2.4	0	43	0.0	0	9	0.0
10	Bhola RWH	Char Fasson	73,295	38,154	1.9	48,948	24,167	2.0	150	52	2.9	17,949	8,864	2.0	0	119	0.0	26	15	1.7
11	Bhola RWH	Daulat Khan	34,800	14,636	2.4	18,420	8,496	2.2	50	16	3.1	9,400	4,116	2.3	64	33	1.9	1	8	0.1
12	Bhola RWH	Hizla	31,600	12,477	2.5	16,405	6,919	2.4	90	21	4.3	6,008	2,765	2.2	30	7	4.3	7	7	1.0
13	Bhola RWH	Lalmohan	40,000	20,060	2.0	28,080	15,480	1.8	40	26	1.5	14,700	7,033	2.1	60	32	1.9	10	11	0.9
14	Bhola RWH	Manpura	15,900	6,719	2.4	10,905	3,339	3.3	36	18	2.0	5,693	2,123	2.7	76	16	4.8	2	2	1.0
15	Bhola RWH	Mehendiganj	44,900	17,426	2.6	29,910	13,697	2.2	45	32	1.4	10,680	5,187	2.1	0	37	0.0	0	14	0.0
16	Bhola RWH	Muladi	21,000	9,967	2.1	14,241	6,607	2.2	92	23	4.0	5,424	2,223	2.4	290	19	15.3	4	10	0.4
17	Bhola RWH	Tazumuddin	21,600	9,735	2.2	11,965	5,869	2.0	85	14	6.1	7,109	3,141	2.3	128	30	4.3	8	4	2.0
18	Bogra RWH	Adamdighi	411,700	13,525	30.4	117,330	10,174	11.5	70	19	3.7	1,440	588	2.4	0	31	0.0	17	7	2.4
19	Bogra RWH	Akkelpur	93,000	6,472	14.4	18,685	8,823	2.1	19	9	2.1	1,651	651	2.5	0	54	0.0	3	8	0.4
20	Bogra RWH	Atrai	224,900	16,442	13.7	150,245	12,788	11.7	36	10	3.6	1,131	537	2.1	0	19	0.0	13	10	1.3
21	Bogra RWH	Badalgachhi	56,000	16,408	3.4	50,510	16,577	3.0	30	13	2.3	6,849	2,350	2.9	0	28	0.0	25	9	2.8
22	Bogra RWH	Bogra Sadar	123,200	91,071	1.4	35,350	24,409	1.4	1	66	0.0	3,915	3,154	1.2	92	183	0.5	18	20	0.9
23	Bogra RWH	Dhamoirhat	508,084	11,672	43.5	547,868	11,048	49.6	44	5	8.8	2,666	1,231	2.2	0	19	0.0	38	10	3.8
24	Bogra RWH	Dhunat	229,800	31,408	7.3	198,971	23,041	8.6	84	37	2.3	5,120	2,626	1.9	0	81	0.0	24	13	1.8
25	Bogra RWH	Dhupchanchia	571,900	9,597	59.6	134,325	8,828	15.2	54	9	6.0	2,112	960	2.2	0	79	0.0	22	8	2.8

SL	Warehouse Name	Upazila Name	Condom			Shukhi			IUD			Injectables			Implant			DDS Kits		
			CBL	AMD	MOS	CBL	AMD	MOS	CBL	AMD	MOS	CBL	AMD	MOS	CBL	AMD	MOS	CBL	AMD	MOS
26	Bogra RWH	Gabtali	71,000	34,851	2.0	38,055	19,899	1.9	99	12	8.3	6,909	3,232	2.1	0	94	0.0	15	15	1.0
27	Bogra RWH	Ghoraghat	67,200	8,036	8.4	24,390	10,139	2.4	74	18	4.1	1,142	518	2.2	0	38	0.0	8	6	1.3
28	Bogra RWH	Hakimpur	21,390	8,311	2.6	21,144	6,549	3.2	76	12	6.3	1,241	568	2.2	0	26	0.0	14	5	2.8
29	Bogra RWH	Joypurhat Sadar	65,500	27,568	2.4	32,355	15,342	2.1	100	28	3.6	3,450	1,926	1.8	0	160	0.0	15	18	0.8
30	Bogra RWH	Kahaloo	37,600	16,874	2.2	27,015	11,648	2.3	160	24	6.7	1,679	830	2.0	0	105	0.0	27	10	2.7
31	Bogra RWH	Kalai	62,800	6,986	9.0	1,384,935	9,565	144.8	68	10	6.8	1,526	818	1.9	0	32	0.0	13	7	1.9
32	Bogra RWH	Khetlal	20,100	7,523	2.7	14,580	5,646	2.6	44	7	6.3	831	396	2.1	0	45	0.0	6	8	0.8
33	Bogra RWH	Mahadebpur	137,700	15,108	9.1	49,350	24,534	2.0	82	16	5.1	2,779	1,306	2.1	0	33	0.0	32	12	2.7
34	Bogra RWH	Manda	54,000	15,972	3.4	72,720	32,111	2.3	300	57	5.3	4,920	2,115	2.3	0	33	0.0	35	20	1.8
35	Bogra RWH	Nandigram	26,500	11,761	2.3	36,420	18,948	1.9	152	29	5.2	1,264	538	2.3	0	25	0.0	20	6	3.3
36	Bogra RWH	Naogaon Sadar	78,600	36,187	2.2	52,515	26,947	1.9	29	20	1.5	5,310	2,536	2.1	0	65	0.0	15	21	0.7
37	Bogra RWH	Niamatpur	22,400	12,087	1.9	26,105	14,778	1.8	65	10	6.5	2,192	984	2.2	0	45	0.0	27	9	3.0
38	Bogra RWH	Panchbibi	27,100	15,194	1.8	22,590	8,756	2.6	31	15	2.1	1,252	583	2.1	192	158	1.2	19	12	1.6
39	Bogra RWH	Patnitala	184,200	8,436	21.8	434,325	10,974	39.6	44	5	8.8	1,207	580	2.1	0	54	0.0	16	14	1.1
40	Bogra RWH	Porsha	25,400	11,137	2.3	25,230	11,488	2.2	48	6	8.0	1,213	576	2.1	64	15	4.3	17	7	2.4
41	Bogra RWH	Raninagar	45,300	19,261	2.4	39,135	15,866	2.5	52	5	10.4	1,370	852	1.6	0	40	0.0	6	10	0.6
42	Bogra RWH	Sapahar	26,900	9,092	3.0	25,200	11,574	2.2	100	5	20.0	2,221	872	2.5	0	47	0.0	28	8	3.5
43	Bogra RWH	Sariakandi	40,100	17,203	2.3	21,180	11,075	1.9	70	31	2.3	3,462	1,756	2.0	0	70	0.0	14	15	0.9
44	Bogra RWH	Shajahanpur	108,600	47,986	2.3	41,145	19,362	2.1	59	22	2.7	2,986	1,435	2.1	64	67	1.0	20	16	1.3
45	Bogra RWH	Sherpur	52,300	30,914	1.7	389,195	20,032	19.4	91	40	2.3	3,673	1,913	1.9	0	94	0.0	9	17	0.5
46	Bogra RWH	Shibganj	66,300	29,361	2.3	344,670	25,385	13.6	50	15	3.3	8,500	3,837	2.2	0	89	0.0	34	18	1.9
47	Bogra RWH	Sonatola	53,700	21,567	2.5	39,000	19,685	2.0	35	42	0.8	2,835	1,307	2.2	0	95	0.0	19	13	1.5
48	Chittagong RWH	Anowara	699,500	15,658	44.7	49,230	13,821	3.6	123	43	2.9	2,304	1,005	2.3	236	83	2.8	10	16	0.6
49	Chittagong RWH	Banshkhali	57,000	25,474	2.2	44,845	18,381	2.4	51	34	1.5	5,715	2,663	2.1	400	102	3.9	2	16	0.1
50	Chittagong RWH	Boalkhali	205,900	8,575	24.0	50,064	12,112	4.1	106	30	3.5	1,286	547	2.4	700	75	9.3	70	15	4.7

SL	Warehouse Name	Upazila Name	Condom			Shukhi			IUD			Injectables			Implant			DDS Kits		
			CBL	AMD	MOS	CBL	AMD	MOS	CBL	AMD	MOS	CBL	AMD	MOS	CBL	AMD	MOS	CBL	AMD	MOS
51	Chittagong RWH	Chakaria	159,500	20,495	7.8	53,565	21,708	2.5	173	60	2.9	9,552	4,817	2.0	114	61	1.9	23	23	1.0
52	Chittagong RWH	Chandanaish	88,000	13,857	6.4	36,750	12,989	2.8	143	47	3.0	2,108	980	2.2	320	81	4.0	63	14	4.5
53	Chittagong RWH	Cox's Bazar Sadar	133,800	30,262	4.4	401,655	18,047	22.3	74	45	1.6	8,304	3,629	2.3	138	38	3.6	31	12	2.6
54	Chittagong RWH	Dighinala	23,700	11,357	2.1	16,075	8,000	2.0	62	7	8.9	2,391	1,172	2.0	50	15	3.3	5	8	0.6
55	Chittagong RWH	Double Mooring	142,870	61,527	2.3	41,952	16,202	2.6	405	95	4.3	14,971	6,553	2.3	534	258	2.1	7	3	2.3
56	Chittagong RWH	Fatikchhari	108,100	38,471	2.8	416,625	23,440	17.8	126	49	2.6	6,382	3,139	2.0	400	190	2.1	29	18	1.6
57	Chittagong RWH	Hathazari	93,400	42,197	2.2	45,479	22,204	2.0	74	32	2.3	3,118	1,471	2.1	202	76	2.7	27	19	1.4
58	Chittagong RWH	Khagrachhari Sadar	16,400	7,595	2.2	15,885	6,855	2.3	44	10	4.4	2,125	1,025	2.1	28	21	1.3	1	10	0.1
59	Chittagong RWH	Kutubdia	30,300	5,149	5.9	34,822	5,940	5.9	43	7	6.1	5,602	1,512	3.7	192	42	4.6	11	6	1.8
60	Chittagong RWH	Lakshmichhari	6,100	2,324	2.6	11,835	2,782	4.3	41	9	4.6	298	130	2.3	0	6	0.0	10	4	2.5
61	Chittagong RWH	Lohagara	274,200	10,700	25.6	36,105	13,157	2.7	150	31	4.8	3,758	1,682	2.2	64	83	0.8	24	11	2.2
62	Chittagong RWH	Mahalchhari	19,300	4,742	4.1	17,867	4,095	4.4	52	5	10.4	1,505	465	3.2	0	12	0.0	1	5	0.2
63	Chittagong RWH	Maheshkhali	30,700	7,969	3.9	42,630	19,830	2.1	120	45	2.7	5,169	2,495	2.1	0	72	0.0	9	8	1.1
64	Chittagong RWH	Manikchhari	5,100	1,963	2.6	10,095	1,826	5.5	25	2	12.5	1,040	539	1.9	64	13	4.9	2	2	1.0
65	Chittagong RWH	Matiranga	35,540	12,796	2.8	23,025	9,283	2.5	85	13	6.5	2,475	1,129	2.2	122	23	5.3	24	11	2.2
66	Chittagong RWH	Mirsharai	103,000	15,110	6.8	87,990	16,945	5.2	251	65	3.9	6,623	3,057	2.2	400	97	4.1	13	19	0.7
67	Chittagong RWH	Panchhari	4,200	5,036	0.8	7,140	5,983	1.2	73	6	12.2	642	378	1.7	10	15	0.7	5	5	1.0
68	Chittagong RWH	Panchlaish	137,100	56,119	2.4	25,325	11,251	2.3	240	92	2.6	9,104	4,244	2.1	491	116	4.2	10	4	2.5
69	Chittagong RWH	Patiya	225,800	24,711	9.1	49,395	23,300	2.1	155	124	1.3	5,235	2,538	2.1	250	169	1.5	0	31	0.0
70	Chittagong RWH	Pekua	6,400	3,304	1.9	23,550	4,611	5.1	39	10	3.9	3,062	1,615	1.9	64	47	1.4	10	8	1.3
71	Chittagong RWH	Ramgarh	22,200	4,533	4.9	28,074	4,416	6.4	40	4	10.0	929	284	3.3	0	11	0.0	9	5	1.8
72	Chittagong RWH	Ramu	110,000	16,903	6.5	42,135	14,639	2.9	68	12	5.7	7,910	3,749	2.1	84	21	4.0	42	10	4.2
73	Chittagong RWH	Rangunia	60,300	29,845	2.0	44,910	18,926	2.4	158	66	2.4	3,847	1,900	2.0	100	64	1.6	10	17	0.6
74	Chittagong RWH	Raozan	59,000	33,533	1.8	40,080	17,320	2.3	165	75	2.2	2,918	1,414	2.1	352	50	7.0	10	15	0.7
75	Chittagong RWH	Sandwip	61,586	9,312	6.6	83,333	13,615	6.1	384	70	5.5	10,424	2,240	4.7	256	34	7.5	10	3	3.3

SL	Warehouse Name	Upazila Name	Condom			Shukhi			IUD			Injectables			Implant			DDS Kits		
			CBL	AMD	MOS	CBL	AMD	MOS	CBL	AMD	MOS	CBL	AMD	MOS	CBL	AMD	MOS	CBL	AMD	MOS
76	Chittagong RWH	Satkania	70,280	13,703	5.1	37,597	12,361	3.0	105	42	2.5	3,112	1,362	2.3	100	90	1.1	2	16	0.1
77	Chittagong RWH	Sitakunda	129,200	28,095	4.6	107,180	18,929	5.7	196	54	3.6	5,074	2,144	2.4	200	68	2.9	8	14	0.6
78	Chittagong RWH	Teknaf	79,600	22,670	3.5	63,070	19,430	3.2	129	42	3.1	17,300	5,752	3.0	80	11	7.3	42	7	6.0
79	Chittagong RWH	Ukhia	24,400	3,824	6.4	13,717	5,717	2.4	75	4	18.8	2,720	1,197	2.3	0	27	0.0	25	5	5.0
80	Comilla RWH	Akhaura	27,000	12,554	2.2	16,605	7,369	2.3	80	14	5.7	2,037	1,136	1.8	3	12	0.3	0	6	0.0
81	Comilla RWH	Ashuganj	47,600	19,072	2.5	28,895	6,889	4.2	232	34	6.8	3,227	1,107	2.9	178	18	9.9	0	8	0.0
82	Comilla RWH	Banchharampur	117,900	28,885	4.1	82,125	12,117	6.8	196	46	4.3	7,096	3,290	2.2	200	47	4.3	0	11	0.0
83	Comilla RWH	Barura	248,400	35,071	7.1	83,963	23,252	3.6	257	35	7.3	4,751	3,757	1.3	0	39	0.0	7	14	0.5
84	Comilla RWH	Bijoyagar	304,000	29,007	10.5	75,390	12,941	5.8	303	23	13.2	7,298	2,239	3.3	100	19	5.3	11	10	1.1
85	Comilla RWH	Brahman Para	14,600	11,667	1.3	24,750	8,673	2.9	166	20	8.3	3,669	1,013	3.6	100	22	4.5	0	9	0.0
86	Comilla RWH	Brahmanbaria Sadar	294,900	58,913	5.0	99,045	18,024	5.5	286	74	3.9	8,072	3,832	2.1	40	67	0.6	0	15	0.0
87	Comilla RWH	Burichang	162,600	36,282	4.5	58,185	20,805	2.8	265	65	4.1	5,543	2,255	2.5	200	79	2.5	4	8	0.5
88	Comilla RWH	Chandina	115,700	27,797	4.2	40,665	17,368	2.3	1	40	0.0	6,254	3,162	2.0	500	31	16.1	0	12	0.0
89	Comilla RWH	Chandpur Sadar	45,100	16,746	2.7	2,865	17,618	0.2	165	68	2.4	1,897	3,162	0.6	200	64	3.1	0	11	0.0
90	Comilla RWH	Chauddagram	322,200	22,855	14.1	139,890	21,585	6.5	408	64	6.4	25,258	4,599	5.5	150	14	10.7	1	19	0.1
91	Comilla RWH	Comilla Adarsha Sadar	458,700	52,722	8.7	141,465	18,692	7.6	1,085	104	10.4	21,943	4,146	5.3	302	120	2.5	4	13	0.3
92	Comilla RWH	Comilla Sadar Dakshin	161,500	19,900	8.1	102,390	18,639	5.5	639	32	20.0	18,987	3,203	5.9	0	36	0.0	0	13	0.0
93	Comilla RWH	Daudkandi	323,300	29,869	10.8	81,300	14,295	5.7	516	70	7.4	11,057	2,668	4.1	200	20	10.0	0	12	0.0
94	Comilla RWH	Debidwar	238,200	31,128	7.7	124,500	21,491	5.8	289	155	1.9	6,436	3,664	1.8	400	54	7.4	2	15	0.1
95	Comilla RWH	Faridganj	174,100	23,471	7.4	131,004	14,247	9.2	308	31	9.9	16,053	3,128	5.1	100	69	1.4	6	15	0.4
96	Comilla RWH	Haim Char	33,000	3,330	9.9	10,290	4,918	2.1	196	5	39.2	2,596	894	2.9	0	10	0.0	5	4	1.3
97	Comilla RWH	Hajiganj	118,500	9,910	12.0	75,400	10,687	7.1	212	52	4.1	5,512	2,547	2.2	100	17	5.9	0	9	0.0
98	Comilla RWH	Homna	127,000	31,204	4.1	47,235	8,651	5.5	130	26	5.0	5,597	1,612	3.5	100	13	7.7	0	10	0.0
99	Comilla RWH	Kachua	258,700	29,263	8.8	29,265	14,729	2.0	169	40	4.2	540	4,100	0.1	100	48	2.1	0	20	0.0
100	Comilla RWH	Kasba	165,700	58,570	2.8	42,300	20,381	2.1	229	56	4.1	5,178	1,783	2.9	100	15	6.7	0	12	0.0

SL	Warehouse Name	Upazila Name	Condom			Shukhi			IUD			Injectables			Implant			DDS Kits		
			CBL	AMD	MOS	CBL	AMD	MOS	CBL	AMD	MOS	CBL	AMD	MOS	CBL	AMD	MOS	CBL	AMD	MOS
101	Comilla RWH	Laksam	124,300	15,469	8.0	52,818	11,119	4.8	257	43	6.0	4,737	2,181	2.2	145	27	5.4	0	8	0.0
102	Comilla RWH	Manoharganj	109,300	13,204	8.3	30,230	9,172	3.3	513	20	25.7	3,825	1,653	2.3	150	41	3.7	0	9	0.0
103	Comilla RWH	Matlab Dakshin	276,800	12,911	21.4	81,960	7,522	10.9	768	19	40.4	11,589	2,660	4.4	803	44	18.3	5	11	0.5
104	Comilla RWH	Matlab Uttar	168,200	20,140	8.4	130,475	14,675	8.9	660	26	25.4	26,218	2,162	12.1	100	73	1.4	3	9	0.3
105	Comilla RWH	Meghna	72,400	6,424	11.3	32,530	4,435	7.3	81	6	13.5	2,419	1,087	2.2	100	5	20.0	1	8	0.1
106	Comilla RWH	Muradnagar	368,300	76,278	4.8	112,320	30,027	3.7	163	79	2.1	9,940	4,978	2.0	300	98	3.1	0	29	0.0
107	Comilla RWH	Nabinagar	561,000	60,266	9.3	149,265	17,350	8.6	633	32	19.8	28,373	3,237	8.8	100	24	4.2	0	15	0.0
108	Comilla RWH	Nangalkot	122,400	41,058	3.0	43,845	11,633	3.8	151	34	4.4	21,657	3,247	6.7	0	35	0.0	0	11	0.0
109	Comilla RWH	Nasirnagar	146,800	19,922	7.4	64,125	13,163	4.9	75	23	3.3	7,186	1,592	4.5	100	26	3.8	2	10	0.2
110	Comilla RWH	Sarail	357,800	25,786	13.9	111,330	11,879	9.4	232	23	10.1	8,352	2,085	4.0	236	49	4.8	13	7	1.9
111	Comilla RWH	Shahrasti	54,500	4,325	12.6	36,510	7,163	5.1	90	13	6.9	6,143	2,794	2.2	50	11	4.5	0	7	0.0
112	Comilla RWH	Titas	78,100	11,058	7.1	86,968	5,877	14.8	309	19	16.3	5,450	1,287	4.2	161	15	10.7	33	8	4.1
113	Dhaka CWH	Araihazar	67,800	14,515	4.7	89,267	21,883	4.1	238	75	3.2	5,300	2,662	2.0	290	105	2.8	18	13	1.4
114	Dhaka CWH	Bandar	27,100	50,223	0.5	18,150	19,033	1.0	62	47	1.3	4,785	2,217	2.2	20	43	0.5	4	8	0.5
115	Dhaka CWH	Belabo	37,500	15,784	2.4	25,530	12,667	2.0	213	10	21.3	2,998	1,549	1.9	100	25	4.0	7	11	0.6
116	Dhaka CWH	Daulatpur	36,300	16,517	2.2	20,805	12,781	1.6	362	19	19.1	2,946	1,360	2.2	449	36	12.5	8	9	0.9
117	Dhaka CWH	Dhamrai	119,400	27,025	4.4	327,930	26,953	12.2	243	144	1.7	4,390	2,263	1.9	0	59	0.0	1	20	0.1
118	Dhaka CWH	Dohar	33,052	13,700	2.4	17,583	6,391	2.8	400	25	16.0	1,376	661	2.1	0	71	0.0	0	7	0.0
119	Dhaka CWH	Gazaria	30,200	9,347	3.2	25,085	7,703	3.3	0	14	0.0	1,576	693	2.3	45	9	5.0	16	7	2.3
120	Dhaka CWH	Gazipur Sadar	133,600	77,271	1.7	57,735	40,867	1.4	397	124	3.2	6,312	3,081	2.0	700	85	8.2	19	12	1.6
121	Dhaka CWH	Ghior	322,000	24,974	12.9	290,650	11,960	24.3	275	18	15.3	4,179	1,198	3.5	0	35	0.0	11	9	1.2
122	Dhaka CWH	Harirampur	41,300	15,674	2.6	24,435	6,309	3.9	67	22	3.0	1,957	875	2.2	0	44	0.0	10	10	1.0
123	Dhaka CWH	Kaliakair	60,500	23,046	2.6	46,500	21,872	2.1	102	29	3.5	2,295	1,276	1.8	300	66	4.5	12	8	1.5
124	Dhaka CWH	Kaliganj	87,600	41,392	2.1	37,575	19,109	2.0	118	30	3.9	2,534	1,223	2.1	0	17	0.0	9	11	0.8
125	Dhaka CWH	Kapasia	55,500	26,163	2.1	361,055	21,734	16.6	180	38	4.7	2,585	1,126	2.3	0	18	0.0	13	16	0.8

SL	Warehouse Name	Upazila Name	Condom			Shukhi			IUD			Injectables			Implant			DDS Kits		
			CBL	AMD	MOS	CBL	AMD	MOS	CBL	AMD	MOS	CBL	AMD	MOS	CBL	AMD	MOS	CBL	AMD	MOS
126	Dhaka CWH	Keraniganj	98,258	58,284	1.7	531,379	32,382	16.4	140	145	1.0	2,234	4,779	0.5	2,332	129	18.1	4	22	0.2
127	Dhaka CWH	Lohajang	49,900	22,522	2.2	22,215	10,789	2.1	215	21	10.2	1,916	999	1.9	0	50	0.0	10	12	0.8
128	Dhaka CWH	Manikganj Sadar	70,000	38,792	1.8	32,925	18,840	1.7	327	40	8.2	5,751	2,820	2.0	100	79	1.3	8	17	0.5
129	Dhaka CWH	Manohardi	194,800	31,291	6.2	722,938	16,297	44.4	220	74	3.0	5,416	2,611	2.1	0	15	0.0	1	17	0.1
130	Dhaka CWH	Mirpur	190,400	206,626	0.9	125,985	57,044	2.2	1,267	436	2.9	32,291	15,699	2.1	400	387	1.0	3	8	0.4
131	Dhaka CWH	Munshiganj Sadar	74,700	34,646	2.2	47,850	23,072	2.1	71	21	3.4	4,531	2,279	2.0	0	48	0.0	15	15	1.0
132	Dhaka CWH	Narayanganj Sadar	239,100	133,571	1.8	110,775	63,488	1.7	349	117	3.0	19,756	10,534	1.9	630	139	4.5	7	16	0.4
133	Dhaka CWH	Narsingdi Sadar	165,135	99,061	1.7	39,939	60,140	0.7	302	84	3.6	20,197	11,248	1.8	1,320	109	12.1	4	25	0.2
134	Dhaka CWH	Nawabganj	74,100	19,477	3.8	38,520	14,484	2.7	5	25	0.2	2,830	888	3.2	0	46	0.0	19	13	1.5
135	Dhaka CWH	Palash	23,100	11,961	1.9	24,135	11,352	2.1	30	35	0.9	3,113	1,577	2.0	0	42	0.0	10	7	1.4
136	Dhaka CWH	Roypura	138,000	88,681	1.6	46,590	26,332	1.8	280	73	3.8	10,618	5,111	2.1	0	30	0.0	3	24	0.1
137	Dhaka CWH	Rupganj	209,177	47,120	4.4	81,805	35,918	2.3	298	96	3.1	7,947	3,901	2.0	0	107	0.0	14	13	1.1
138	Dhaka CWH	Saturia	27,500	8,592	3.2	16,530	8,094	2.0	69	26	2.7	1,840	852	2.2	300	25	12.0	0	11	0.0
139	Dhaka CWH	Savar	265,900	69,315	3.8	165,435	37,047	4.5	203	89	2.3	6,508	3,015	2.2	200	77	2.6	5	17	0.3
140	Dhaka CWH	Serajdikhan	59,400	25,326	2.3	41,380	22,932	1.8	59	43	1.4	3,293	1,739	1.9	600	40	15.0	11	16	0.7
141	Dhaka CWH	Shibalaya	217,436	21,533	10.1	196,443	12,089	16.2	35	27	1.3	4,607	1,739	2.6	256	34	7.5	12	9	1.3
142	Dhaka CWH	Shibpur	115,600	34,854	3.3	208,919	19,095	10.9	192	87	2.2	1,995	3,911	0.5	0	52	0.0	0	11	0.0
143	Dhaka CWH	Singair	281,700	25,608	11.0	124,460	13,592	9.2	156	27	5.8	2,641	1,244	2.1	500	52	9.6	20	16	1.3
144	Dhaka CWH	Sonargaon	323,399	30,525	10.6	221,580	23,965	9.2	37	30	1.2	5,213	3,478	1.5	0	53	0.0	20	14	1.4
145	Dhaka CWH	Sreenagar	450,000	40,242	11.2	197,725	24,313	8.1	303	35	8.7	4,967	2,753	1.8	0	126	0.0	6	15	0.4
146	Dhaka CWH	Sreepur	161,900	40,674	4.0	264,702	37,933	7.0	392	43	9.1	2,321	2,479	0.9	500	102	4.9	23	12	1.9
147	Dhaka CWH	Tejgaon	85,600	299,516	0.3	751,675	151,067	5.0	625	450	1.4	43,486	23,234	1.9	758	425	1.8	10	13	0.8
148	Dhaka CWH	Tongi	142,900	73,790	1.9	286,410	21,982	13.0	170	73	2.3	3,850	2,115	1.8	290	96	3.0	3	2	1.5
149	Dhaka CWH	Tongibari	37,700	12,329	3.1	20,550	9,874	2.1	144	10	14.4	1,100	553	2.0	0	30	0.0	5	14	0.4
150	Dinajpur RWH	Atwari	27,400	7,203	3.8	39,812	13,622	2.9	57	16	3.6	2,895	1,284	2.3	128	26	4.9	6	6	1.0

SL	Warehouse Name	Upazila Name	Condom			Shukhi			IUD			Injectables			Implant			DDS Kits		
			CBL	AMD	MOS	CBL	AMD	MOS	CBL	AMD	MOS	CBL	AMD	MOS	CBL	AMD	MOS	CBL	AMD	MOS
151	Dinajpur RWH	Baliadangi	28,500	4,564	6.2	67,320	12,180	5.5	42	4	10.5	6,753	2,887	2.3	0	37	0.0	10	10	1.0
152	Dinajpur RWH	Biral	39,500	10,368	3.8	82,245	17,128	4.8	96	24	4.0	3,615	1,507	2.4	0	44	0.0	12	13	0.9
153	Dinajpur RWH	Birampur	15,900	6,309	2.5	45,345	8,577	5.3	95	28	3.4	2,421	492	4.9	0	66	0.0	4	9	0.4
154	Dinajpur RWH	Birganj	43,800	8,857	4.9	71,490	25,619	2.8	10	23	0.4	4,310	2,031	2.1	0	92	0.0	9	16	0.6
155	Dinajpur RWH	Bochaganj	22,200	5,685	3.9	51,837	12,673	4.1	40	33	1.2	2,821	1,028	2.7	0	70	0.0	3	9	0.3
156	Dinajpur RWH	Boda	24,700	5,903	4.2	49,395	17,993	2.7	127	33	3.8	5,373	2,197	2.4	0	164	0.0	1	12	0.1
157	Dinajpur RWH	Chirirbandar	42,600	6,057	7.0	67,545	16,761	4.0	82	10	8.2	3,623	1,411	2.6	0	52	0.0	3	15	0.2
158	Dinajpur RWH	Debiganj	32,600	13,044	2.5	53,865	29,264	1.8	147	38	3.9	7,965	3,688	2.2	0	106	0.0	0	12	0.0
159	Dinajpur RWH	Dinajpur Sadar	66,800	36,146	1.8	54,540	29,245	1.9	44	30	1.5	9,263	4,442	2.1	0	148	0.0	12	18	0.7
160	Dinajpur RWH	Fulbari	24,400	6,663	3.7	89,190	10,412	8.6	41	14	2.9	1,305	405	3.2	0	66	0.0	1	8	0.1
161	Dinajpur RWH	Haripur	34,200	5,938	5.8	62,280	11,552	5.4	53	3	17.7	3,301	1,474	2.2	0	44	0.0	20	6	3.3
162	Dinajpur RWH	Kaharole	21,200	3,561	6.0	42,489	11,107	3.8	115	6	19.2	2,677	1,062	2.5	0	71	0.0	11	8	1.4
163	Dinajpur RWH	Khansama	9,100	4,883	1.9	26,655	14,744	1.8	40	12	3.3	2,816	1,440	2.0	0	90	0.0	8	5	1.6
164	Dinajpur RWH	Nawabganj	25,100	10,570	2.4	49,020	16,429	3.0	33	18	1.8	3,709	1,948	1.9	64	41	1.6	0	11	0.0
165	Dinajpur RWH	Panchagarh Sadar	29,300	10,292	2.8	46,455	21,077	2.2	119	23	5.2	6,825	3,020	2.3	0	44	0.0	2	14	0.1
166	Dinajpur RWH	Parbatipur	85,400	26,989	3.2	72,758	25,021	2.9	238	117	2.0	7,403	3,355	2.2	128	80	1.6	5	15	0.3
167	Dinajpur RWH	Pirganj	31,800	6,570	4.8	86,565	17,370	5.0	46	11	4.2	5,374	2,227	2.4	0	62	0.0	9	13	0.7
168	Dinajpur RWH	Ranisankail	22,900	5,660	4.0	36,540	15,861	2.3	26	16	1.6	4,105	1,967	2.1	0	61	0.0	6	9	0.7
169	Dinajpur RWH	Tentulia	63,100	5,941	10.6	68,370	8,108	8.4	86	27	3.2	3,829	592	6.5	64	25	2.6	6	8	0.8
170	Dinajpur RWH	Thakurgaon Sadar	43,100	20,115	2.1	82,440	39,382	2.1	150	51	2.9	14,600	6,088	2.4	0	189	0.0	10	29	0.3
171	Faridpur RWH	Agailjhara	18,110	8,434	2.1	18,382	9,105	2.0	222	10	22.2	2,502	617	4.1	0	31	0.0	1	3	0.3
172	Faridpur RWH	Alfadanga	21,420	20,959	1.0	43,744	7,275	6.0	273	11	24.8	5,195	805	6.5	64	23	2.8	19	7	2.7
173	Faridpur RWH	Babuganj	12,600	4,880	2.6	14,250	7,412	1.9	58	33	1.8	2,312	742	3.1	0	46	0.0	0	7	0.0
174	Faridpur RWH	Baliakandi	48,400	27,287	1.8	44,445	18,740	2.4	120	29	4.1	3,908	1,431	2.7	0	56	0.0	1	9	0.1
175	Faridpur RWH	Banari Para	21,800	5,976	3.6	20,837	9,073	2.3	105	20	5.3	2,121	727	2.9	0	57	0.0	0	9	0.0

SL	Warehouse Name	Upazila Name	Condom			Shukhi			IUD			Injectables			Implant			DDS Kits		
			CBL	AMD	MOS	CBL	AMD	MOS	CBL	AMD	MOS	CBL	AMD	MOS	CBL	AMD	MOS	CBL	AMD	MOS
176	Faridpur RWH	Barisal Sadar (kotwali)	30,900	33,486	0.9	49,815	23,578	2.1	171	62	2.8	8,352	4,108	2.0	174	108	1.6	0	14	0.0
177	Faridpur RWH	Bhanga	178,000	22,111	8.1	46,315	16,309	2.8	144	49	2.9	3,437	878	3.9	192	64	3.0	1	19	0.1
178	Faridpur RWH	Bhedarganj	34,800	13,165	2.6	24,735	10,386	2.4	100	32	3.1	4,919	2,231	2.2	64	46	1.4	0	11	0.0
179	Faridpur RWH	Boalmari	80,100	29,895	2.7	49,885	16,640	3.0	235	37	6.4	5,781	1,623	3.6	192	37	5.2	2	13	0.2
180	Faridpur RWH	Char Bhadrasan	20,000	8,011	2.5	6,204	3,018	2.1	68	10	6.8	838	242	3.5	0	20	0.0	0	4	0.0
181	Faridpur RWH	Damudya	30,900	8,269	3.7	21,360	5,433	3.9	93	14	6.6	1,967	651	3.0	0	12	0.0	0	8	0.0
182	Faridpur RWH	Faridpur Sadar	113,800	50,439	2.3	50,230	24,591	2.0	193	69	2.8	7,747	3,745	2.1	320	173	1.8	0	17	0.0
183	Faridpur RWH	Gaurnadi	32,300	8,264	3.9	25,750	9,851	2.6	103	26	4.0	6,819	1,049	6.5	256	40	6.4	3	9	0.3
184	Faridpur RWH	Goalanda	44,900	20,775	2.2	20,640	8,011	2.6	128	13	9.8	3,814	1,771	2.2	128	60	2.1	0	4	0.0
185	Faridpur RWH	Gopalganj Sadar	85,900	34,991	2.5	45,125	18,841	2.4	152	48	3.2	4,143	1,552	2.7	192	33	5.8	4	26	0.2
186	Faridpur RWH	Gosairhat	39,800	17,529	2.3	27,585	12,439	2.2	227	67	3.4	2,937	1,189	2.5	192	23	8.3	0	9	0.0
187	Faridpur RWH	Jhalokati Sadar	21,800	11,147	2.0	21,705	10,455	2.1	162	24	6.8	3,291	1,049	3.1	128	48	2.7	2	12	0.2
188	Faridpur RWH	Kalkini	26,300	12,194	2.2	33,195	15,972	2.1	178	24	7.4	3,875	1,436	2.7	192	72	2.7	10	13	0.8
189	Faridpur RWH	Kashiani	59,700	27,968	2.1	44,870	19,898	2.3	254	25	10.2	6,603	1,732	3.8	256	40	6.4	0	15	0.0
190	Faridpur RWH	Kotalipara	43,100	11,453	3.8	46,425	16,749	2.8	65	16	4.1	2,542	782	3.3	0	70	0.0	0	14	0.0
191	Faridpur RWH	Madaripur Sadar	46,600	19,603	2.4	45,690	22,259	2.1	262	70	3.7	10,137	4,593	2.2	128	101	1.3	8	24	0.3
192	Faridpur RWH	Madhukhali	35,700	16,091	2.2	34,530	16,210	2.1	85	39	2.2	4,004	1,547	2.6	0	48	0.0	0	11	0.0
193	Faridpur RWH	Muksudpur	88,800	38,909	2.3	76,927	30,441	2.5	286	54	5.3	6,811	2,297	3.0	192	34	5.6	45	23	2.0
194	Faridpur RWH	Nagarkanda	41,100	20,365	2.0	31,705	14,508	2.2	211	29	7.3	2,874	827	3.5	0	38	0.0	13	10	1.3
195	Faridpur RWH	Naria	49,900	12,844	3.9	27,590	12,383	2.2	104	36	2.9	2,285	1,030	2.2	128	25	5.1	11	12	0.9
196	Faridpur RWH	Nesarabad (swarupkati)	20,600	6,816	3.0	24,615	11,166	2.2	115	17	6.8	2,965	923	3.2	128	36	3.6	0	10	0.0
197	Faridpur RWH	Pangsha	205,300	37,644	5.5	69,365	29,420	2.4	176	61	2.9	3	3,284	0.0	0	107	0.0	54	26	2.1
198	Faridpur RWH	Rajbari Sadar	51,000	27,599	1.8	37,830	17,905	2.1	246	97	2.5	5,554	2,750	2.0	256	207	1.2	0	16	0.0
199	Faridpur RWH	Rajoir	50,400	19,910	2.5	42,615	17,284	2.5	85	26	3.3	4,323	1,984	2.2	0	86	0.0	1	14	0.1
200	Faridpur RWH	Sadarpur	31,100	14,143	2.2	35,726	8,244	4.3	100	25	4.0	2,327	884	2.6	0	41	0.0	18	11	1.6

SL	Warehouse Name	Upazila Name	Condom			Shukhi			IUD			Injectables			Implant			DDS Kits		
			CBL	AMD	MOS	CBL	AMD	MOS	CBL	AMD	MOS	CBL	AMD	MOS	CBL	AMD	MOS	CBL	AMD	MOS
201	Faridpur RWH	Saltha	30,300	14,707	2.1	25,335	11,516	2.2	162	35	4.6	2,910	796	3.7	192	31	6.2	0	9	0.0
202	Faridpur RWH	Shariatpur Sadar	38,600	15,287	2.5	23,576	10,761	2.2	106	37	2.9	3,551	1,651	2.2	64	54	1.2	0	10	0.0
203	Faridpur RWH	Shib Char	66,000	31,949	2.1	53,280	27,946	1.9	150	42	3.6	6,500	3,257	2.0	0	130	0.0	0	31	0.0
204	Faridpur RWH	Tungipara	39,700	16,993	2.3	24,135	11,728	2.1	51	10	5.1	1,936	859	2.3	64	17	3.8	1	6	0.2
205	Faridpur RWH	Wazirpur	33,400	14,776	2.3	33,810	16,138	2.1	131	21	6.2	3,161	1,185	2.7	128	112	1.1	0	9	0.0
206	Faridpur RWH	Zanjira	35,200	18,639	1.9	25,605	12,535	2.0	126	34	3.7	2,587	1,108	2.3	0	53	0.0	0	10	0.0
207	Jamalpur RWH	Bakshiganj	35,000	18,383	1.9	30,210	15,600	1.9	0	29	0.0	2,190	1,078	2.0	128	29	4.4	11	10	1.1
208	Jamalpur RWH	Char Rajibpur	91,500	45,307	2.0	47,302	7,090	6.7	100	15	6.7	3,075	1,522	2.0	300	37	8.1	13	3	4.3
209	Jamalpur RWH	Dewanganj	62,500	30,428	2.1	41,085	18,734	2.2	83	23	3.6	7,084	3,695	1.9	0	66	0.0	6	9	0.7
210	Jamalpur RWH	Islampur	125,200	47,813	2.6	83,764	35,744	2.3	112	47	2.4	10,738	4,280	2.5	466	48	9.7	37	22	1.7
211	Jamalpur RWH	Jamalpur Sadar	113,000	56,185	2.0	98,143	46,897	2.1	2	82	0.0	12,947	6,334	2.0	0	256	0.0	43	27	1.6
212	Jamalpur RWH	Jhenaigati	101,700	14,450	7.0	65,715	17,416	3.8	36	11	3.3	2,839	1,426	2.0	64	143	0.4	10	7	1.4
213	Jamalpur RWH	Madarganj	134,800	18,830	7.2	89,925	16,394	5.5	86	55	1.6	2,150	1,079	2.0	444	51	8.7	20	8	2.5
214	Jamalpur RWH	Melandaha	76,800	30,938	2.5	49,680	24,758	2.0	60	36	1.7	6,900	3,539	1.9	100	56	1.8	23	15	1.5
215	Jamalpur RWH	Nakla	176,900	13,568	13.0	196,060	18,998	10.3	90	27	3.3	3,958	1,873	2.1	206	78	2.6	13	16	0.8
216	Jamalpur RWH	Nalitabari	75,500	22,144	3.4	57,360	20,333	2.8	49	24	2.0	3,330	1,672	2.0	0	70	0.0	11	10	1.1
217	Jamalpur RWH	Raumari	98,800	51,484	1.9	40,905	13,297	3.1	120	19	6.3	5,564	2,873	1.9	300	43	7.0	9	5	1.8
218	Jamalpur RWH	Sarishabari	144,000	31,969	4.5	119,385	26,129	4.6	82	53	1.5	4,809	2,200	2.2	512	52	9.8	15	12	1.3
219	Jamalpur RWH	Sherpur Sadar	120,100	42,068	2.9	81,730	35,308	2.3	200	88	2.3	15,860	8,020	2.0	68	142	0.5	16	24	0.7
220	Jamalpur RWH	Sreebardi	237,700	23,261	10.2	151,725	19,824	7.7	100	17	5.9	4,620	2,056	2.2	448	63	7.1	11	14	0.8
221	Jessore RWH	Abhaynagar	61,500	22,675	2.7	14,340	12,051	1.2	100	30	3.3	3,586	3,131	1.1	192	56	3.4	52	12	4.3
222	Jessore RWH	Bagher Para	63,900	31,621	2.0	29,640	14,994	2.0	188	57	3.3	4,182	2,003	2.1	0	92	0.0	22	14	1.6
223	Jessore RWH	Chaugachha	70,600	22,333	3.2	37,155	12,554	3.0	215	9	23.9	3,389	1,749	1.9	128	39	3.3	0	12	0.0
224	Jessore RWH	Harinakunda	35,500	7,818	4.5	54,270	17,721	3.1	56	14	4.0	2,075	1,138	1.8	64	70	0.9	4	11	0.4
225	Jessore RWH	Jessore Sadar	179,000	89,460	2.0	83,070	49,983	1.7	100	80	1.3	14,725	8,248	1.8	272	144	1.9	0	20	0.0

SL	Warehouse Name	Upazila Name	Condom			Shukhi			IUD			Injectables			Implant			DDS Kits		
			CBL	AMD	MOS	CBL	AMD	MOS	CBL	AMD	MOS	CBL	AMD	MOS	CBL	AMD	MOS	CBL	AMD	MOS
226	Jessore RWH	Jhenaidah Sadar	68,300	33,118	2.1	62,775	32,812	1.9	237	99	2.4	7,400	4,130	1.8	0	143	0.0	0	25	0.0
227	Jessore RWH	Jhikargachha	113,700	19,762	5.8	54,990	13,490	4.1	300	43	7.0	1,200	2,576	0.5	10	34	0.3	0	7	0.0
228	Jessore RWH	Kalia	95,600	20,355	4.7	23,665	12,456	1.9	10	36	0.3	2,275	972	2.3	128	25	5.1	0	19	0.0
229	Jessore RWH	Kaliganj	44,100	16,881	2.6	34,050	15,803	2.2	221	25	8.8	3,247	1,357	2.4	218	24	9.1	0	12	0.0
230	Jessore RWH	Keshabpur	29,000	16,604	1.7	24,960	12,813	1.9	151	20	7.6	4,646	2,536	1.8	192	54	3.6	11	13	0.8
231	Jessore RWH	Kotchandpur	45,200	6,970	6.5	25,800	7,823	3.3	180	12	15.0	2,585	1,202	2.2	128	25	5.1	8	8	1.0
232	Jessore RWH	Lohagara	42,100	19,982	2.1	22,800	15,217	1.5	170	31	5.5	2,292	1,867	1.2	0	49	0.0	0	13	0.0
233	Jessore RWH	Magura Sadar	62,700	32,706	1.9	65,965	33,586	2.0	50	45	1.1	8,000	3,995	2.0	256	93	2.8	0	20	0.0
234	Jessore RWH	Maheshpur	67,600	24,889	2.7	51,480	19,229	2.7	165	32	5.2	14,200	3,424	4.1	0	47	0.0	0	13	0.0
235	Jessore RWH	Manirampur	80,700	31,156	2.6	59,415	30,359	2.0	275	104	2.6	14,690	7,362	2.0	128	65	2.0	0	22	0.0
236	Jessore RWH	Mohammadpur	33,500	6,202	5.4	33,260	11,350	2.9	125	18	6.9	2,042	899	2.3	218	73	3.0	0	8	0.0
237	Jessore RWH	Narail Sadar	108,260	28,194	3.8	74,800	20,208	3.7	390	45	8.7	8,943	2,187	4.1	192	63	3.0	0	20	0.0
238	Jessore RWH	Shailkupa	82,300	30,135	2.7	71,730	31,446	2.3	52	27	1.9	4,261	1,991	2.1	64	141	0.5	0	19	0.0
239	Jessore RWH	Shalikka	14,100	7,369	1.9	29,640	9,786	3.0	90	15	6.0	1,234	636	1.9	0	62	0.0	9	12	0.8
240	Jessore RWH	Sharsha	77,700	35,541	2.2	45,300	22,211	2.0	38	44	0.9	12,834	3,893	3.3	0	67	0.0	0	16	0.0
241	Jessore RWH	Sreepur	30,800	15,077	2.0	38,535	14,224	2.7	62	16	3.9	3,569	1,632	2.2	128	45	2.8	0	12	0.0
242	Khulna RWH	Assasuni	34,400	19,094	1.8	39,825	22,466	1.8	75	11	6.8	3,563	1,526	2.3	0	55	0.0	2	10	0.2
243	Khulna RWH	Bagerhat Sadar	56,400	28,021	2.0	43,380	19,880	2.2	196	54	3.6	4,547	2,311	2.0	0	86	0.0	2	15	0.1
244	Khulna RWH	Batiaghata	44,200	16,658	2.7	35,115	13,371	2.6	33	31	1.1	1,323	1,013	1.3	0	24	0.0	1	7	0.1
245	Khulna RWH	Bhandaria	29,300	12,051	2.4	16,860	7,869	2.1	168	14	12.0	2,244	1,001	2.2	192	31	6.2	1	8	0.1
246	Khulna RWH	Chitalmari	46,900	20,138	2.3	25,605	9,916	2.6	54	9	6.0	2,487	1,324	1.9	0	37	0.0	4	8	0.5
247	Khulna RWH	Dacope	40,400	7,671	5.3	65,520	11,532	5.7	73	5	14.6	1,759	769	2.3	256	60	4.3	0	8	0.0
248	Khulna RWH	Daulatpur	192,200	73,940	2.6	288,675	21,177	13.6	90	57	1.6	11,300	5,897	1.9	0	146	0.0	4	8	0.5
249	Khulna RWH	Debhata	23,400	11,652	2.0	19,815	9,269	2.1	51	8	6.4	1,788	574	3.1	0	41	0.0	3	5	0.6
250	Khulna RWH	Dumuria	125,500	29,055	4.3	337,840	21,151	16.0	149	60	2.5	5,141	2,508	2.0	0	123	0.0	0	19	0.0

SL	Warehouse Name	Upazila Name	Condom			Shukhi			IUD			Injectables			Implant			DDS Kits		
			CBL	AMD	MOS	CBL	AMD	MOS	CBL	AMD	MOS	CBL	AMD	MOS	CBL	AMD	MOS	CBL	AMD	MOS
251	Khulna RWH	Fakirhat	25,600	12,314	2.1	43,515	8,635	5.0	33	18	1.8	1,886	844	2.2	0	35	0.0	0	10	0.0
252	Khulna RWH	Kachua	32,100	17,691	1.8	17,445	8,677	2.0	40	16	2.5	1,685	832	2.0	0	24	0.0	0	9	0.0
253	Khulna RWH	Kalaroa	58,900	22,824	2.6	41,085	11,242	3.7	97	15	6.5	2,999	1,673	1.8	0	38	0.0	1	13	0.1
254	Khulna RWH	Kaliganj	122,300	22,619	5.4	268,080	18,940	14.2	10	29	0.3	2,900	1,284	2.3	136	39	3.5	0	14	0.0
255	Khulna RWH	Kanthalia	14,200	7,564	1.9	16,860	5,560	3.0	63	10	6.3	1,575	751	2.1	148	23	6.4	1	8	0.1
256	Khulna RWH	Kawkhali	13,400	4,124	3.2	9,805	3,801	2.6	25	21	1.2	895	374	2.4	0	35	0.0	1	7	0.1
257	Khulna RWH	Khulna Sadar	211,700	123,584	1.7	71,395	42,703	1.7	180	101	1.8	10,900	6,504	1.7	132	78	1.7	0	3	0.0
258	Khulna RWH	Koyra	39,300	15,391	2.6	43,305	20,875	2.1	61	14	4.4	1,497	606	2.5	0	32	0.0	12	8	1.5
259	Khulna RWH	Mathbaria	45,600	11,833	3.9	68,400	18,145	3.8	200	65	3.1	3,435	1,781	1.9	128	33	3.9	0	12	0.0
260	Khulna RWH	Mollahat	35,300	13,559	2.6	25,110	11,359	2.2	48	16	3.0	1,560	569	2.7	0	18	0.0	1	8	0.1
261	Khulna RWH	Mongla	41,600	24,893	1.7	24,210	13,439	1.8	82	14	5.9	2,998	1,672	1.8	64	29	2.2	0	9	0.0
262	Khulna RWH	Morrelganj	165,300	30,956	5.3	523,365	32,236	16.2	174	69	2.5	5,591	2,306	2.4	0	49	0.0	17	20	0.9
263	Khulna RWH	Nazirpur	29,200	14,285	2.0	29,070	12,252	2.4	60	20	3.0	2,975	1,220	2.4	0	25	0.0	3	9	0.3
264	Khulna RWH	Paikgachha	38,200	13,872	2.8	36,000	20,295	1.8	115	18	6.4	2,650	1,179	2.2	64	89	0.7	4	4	1.0
265	Khulna RWH	Phultala	51,500	20,428	2.5	24,975	7,944	3.1	80	19	4.2	2,350	1,183	2.0	0	21	0.0	4	6	0.7
266	Khulna RWH	Pirojpur Sadar	27,900	12,040	2.3	19,155	8,853	2.2	118	50	2.4	2,512	1,036	2.4	128	45	2.8	1	11	0.1
267	Khulna RWH	Rajapur	20,500	9,398	2.2	21,765	6,440	3.4	49	15	3.3	2,101	721	2.9	0	20	0.0	3	9	0.3
268	Khulna RWH	Rampal	59,200	20,978	2.8	35,860	13,126	2.7	59	13	4.5	1,646	608	2.7	164	16	10.3	2	11	0.2
269	Khulna RWH	Rupsa	34,400	17,982	1.9	27,750	12,510	2.2	69	41	1.7	1,663	759	2.2	0	92	0.0	0	8	0.0
270	Khulna RWH	Sarankhola	22,300	15,597	1.4	40,170	11,174	3.6	75	22	3.4	2,482	1,334	1.9	64	19	3.4	11	6	1.8
271	Khulna RWH	Satkhira Sadar	84,300	62,095	1.4	62,990	26,638	2.4	136	42	3.2	9,809	4,405	2.2	0	81	0.0	3	18	0.2
272	Khulna RWH	Shyamnagar	92,800	19,994	4.6	265,575	27,354	9.7	82	13	6.3	2,980	1,197	2.5	80	62	1.3	0	12	0.0
273	Khulna RWH	Tala	31,200	14,445	2.2	31,230	18,469	1.7	143	53	2.7	4,255	2,281	1.9	64	71	0.9	0	13	0.0
274	Khulna RWH	Terokhada	100,900	19,499	5.2	60,180	11,055	5.4	70	16	4.4	1,015	539	1.9	0	20	0.0	7	5	1.4
275	Khulna RWH	Zianagar	10,400	3,669	2.8	9,060	3,802	2.4	115	22	5.2	1,060	560	1.9	88	20	4.4	8	5	1.6

SL	Warehouse Name	Upazila Name	Condom			Shukhi			IUD			Injectables			Implant			DDS Kits		
			CBL	AMD	MOS	CBL	AMD	MOS	CBL	AMD	MOS	CBL	AMD	MOS	CBL	AMD	MOS	CBL	AMD	MOS
276	Kushtia RWH	Alamdanga	37,800	17,051	2.2	46,110	20,371	2.3	60	23	2.6	6,500	3,135	2.1	256	78	3.3	4	14	0.3
277	Kushtia RWH	Bheramara	57,800	26,754	2.2	25,200	11,768	2.1	18	9	2.0	3,702	2,011	1.8	0	17	0.0	0	8	0.0
278	Kushtia RWH	Chudadanga Sadar	31,000	31,218	1.0	22,365	17,194	1.3	88	35	2.5	7,954	3,580	2.2	64	39	1.6	2	12	0.2
279	Kushtia RWH	Damurhuda	48,100	21,586	2.2	28,800	13,372	2.2	101	34	3.0	6,706	2,761	2.4	0	69	0.0	0	10	0.0
280	Kushtia RWH	Daulatpur	81,900	43,227	1.9	51,885	25,503	2.0	81	7	11.6	8,620	4,066	2.1	0	17	0.0	3	13	0.2
281	Kushtia RWH	Gangni	99,500	46,835	2.1	36,810	22,321	1.6	35	25	1.4	10,870	5,774	1.9	66	18	3.7	7	11	0.6
282	Kushtia RWH	Jiban Nagar	30,600	12,750	2.4	22,830	10,400	2.2	78	28	2.8	4,068	2,029	2.0	0	48	0.0	0	6	0.0
283	Kushtia RWH	Khoksa	42,300	18,830	2.2	18,040	8,945	2.0	24	7	3.4	1,089	584	1.9	0	31	0.0	2	7	0.3
284	Kushtia RWH	Kumarkhali	66,980	32,796	2.0	33,456	15,701	2.1	68	14	4.9	6,051	3,070	2.0	0	26	0.0	4	16	0.3
285	Kushtia RWH	Kushtia Sadar	87,000	45,006	1.9	72,420	34,212	2.1	103	52	2.0	11,004	5,615	2.0	251	139	1.8	1	17	0.1
286	Kushtia RWH	Meherpur Sadar	69,900	35,496	2.0	26,220	12,491	2.1	54	18	3.0	7,286	3,233	2.3	0	32	0.0	6	8	0.8
287	Kushtia RWH	Mirpur	57,000	26,053	2.2	36,225	18,408	2.0	85	19	4.5	4,048	2,301	1.8	0	33	0.0	0	16	0.0
288	Kushtia RWH	Mujib Nagar	18,000	7,764	2.3	7,275	3,212	2.3	38	5	7.6	3,495	1,575	2.2	64	3	21.3	4	5	0.8
289	Mymensingh RWH	Atpara	41,300	12,181	3.4	27,550	15,671	1.8	196	4	49.0	1,581	822	1.9	192	75	2.6	6	6	1.0
290	Mymensingh RWH	Austagram	35,200	19,406	1.8	20,490	13,115	1.6	105	22	4.8	2,394	1,259	1.9	0	23	0.0	12	5	2.4
291	Mymensingh RWH	Bajitpur	46,800	20,857	2.2	36,630	15,896	2.3	121	13	9.3	2,992	1,224	2.4	320	38	8.4	5	13	0.4
292	Mymensingh RWH	Barhatta	35,800	16,129	2.2	39,195	15,685	2.5	94	17	5.5	3,364	1,602	2.1	0	44	0.0	0	10	0.0
293	Mymensingh RWH	Bhairab	77,900	33,993	2.3	48,195	23,302	2.1	289	83	3.5	4,431	2,136	2.1	384	96	4.0	9	8	1.1
294	Mymensingh RWH	Bhaluka	85,700	34,361	2.5	97,470	34,764	2.8	82	86	1.0	4,183	1,875	2.2	256	108	2.4	2	12	0.2
295	Mymensingh RWH	Dharampasha	45,000	19,996	2.3	60,015	16,786	3.6	140	15	9.3	4,030	1,965	2.1	192	12	16.0	2	12	0.2
296	Mymensingh RWH	Dhobaura	61,300	23,048	2.7	48,435	16,819	2.9	56	10	5.6	3,000	1,537	2.0	148	55	2.7	3	7	0.4
297	Mymensingh RWH	Durgapur	48,500	23,324	2.1	37,449	18,242	2.1	144	38	3.8	4,598	2,320	2.0	100	42	2.4	6	8	0.8
298	Mymensingh RWH	Fulbaria	49,900	22,753	2.2	120,165	40,466	3.0	63	67	0.9	3,435	1,608	2.1	512	119	4.3	10	14	0.7
299	Mymensingh RWH	Gaffargaon	110,300	50,973	2.2	78,495	36,908	2.1	125	22	5.7	4,864	2,285	2.1	256	109	2.3	8	17	0.5
300	Mymensingh RWH	Gauripur	49,200	21,779	2.3	53,910	26,774	2.0	128	27	4.7	4,373	2,029	2.2	320	79	4.1	9	11	0.8

SL	Warehouse Name	Upazila Name	Condom			Shukhi			IUD			Injectables			Implant			DDS Kits		
			CBL	AMD	MOS	CBL	AMD	MOS	CBL	AMD	MOS	CBL	AMD	MOS	CBL	AMD	MOS	CBL	AMD	MOS
301	Mymensingh RWH	Haluaghat	85,300	34,264	2.5	74,940	33,604	2.2	204	23	8.9	4,906	2,184	2.2	256	120	2.1	7	12	0.6
302	Mymensingh RWH	Hossainpur	37,100	17,401	2.1	41,130	19,987	2.1	54	46	1.2	3,043	1,414	2.2	128	42	3.0	3	9	0.3
303	Mymensingh RWH	Ishwarganj	47,600	20,838	2.3	76,975	40,279	1.9	112	15	7.5	3,395	1,690	2.0	768	171	4.5	14	13	1.1
304	Mymensingh RWH	Itna	33,400	17,760	1.9	35,070	17,877	2.0	97	19	5.1	1,585	714	2.2	0	18	0.0	0	7	0.0
305	Mymensingh RWH	Kalmakanda	82,400	40,595	2.0	48,795	24,305	2.0	15	19	0.8	3,527	1,741	2.0	72	31	2.3	1	11	0.1
306	Mymensingh RWH	Karimganj	54,100	21,190	2.6	78,680	23,816	3.3	56	42	1.3	2,797	1,359	2.1	256	118	2.2	2	12	0.2
307	Mymensingh RWH	Katiadi	71,500	36,937	1.9	50,715	23,342	2.2	135	44	3.1	5,218	2,364	2.2	0	90	0.0	2	12	0.2
308	Mymensingh RWH	Kendua	32,000	16,219	2.0	69,930	25,670	2.7	159	44	3.6	2,975	1,434	2.1	70	143	0.5	4	14	0.3
309	Mymensingh RWH	Khaliajuri	21,500	6,935	3.1	18,845	6,474	2.9	76	2	38.0	932	501	1.9	78	13	6.0	0	4	0.0
310	Mymensingh RWH	Kishoreganj Sadar	76,600	49,507	1.5	64,140	31,944	2.0	115	92	1.3	4,662	2,451	1.9	192	83	2.3	5	15	0.3
311	Mymensingh RWH	Kuliar Char	36,100	17,384	2.1	32,110	15,069	2.1	71	25	2.8	2,827	1,212	2.3	230	75	3.1	9	6	1.5
312	Mymensingh RWH	Madan	36,700	14,129	2.6	50,270	14,196	3.5	55	20	2.8	1,594	703	2.3	0	43	0.0	11	8	1.4
313	Mymensingh RWH	Mithamain	26,000	11,766	2.2	45,840	9,271	4.9	162	10	16.2	672	278	2.4	128	15	8.5	5	6	0.8
314	Mymensingh RWH	Mohanganj	25,800	12,252	2.1	39,335	20,770	1.9	69	28	2.5	2,393	1,112	2.2	0	15	0.0	10	9	1.1
315	Mymensingh RWH	Muktagachha	84,500	39,140	2.2	122,400	49,359	2.5	52	12	4.3	7,343	2,236	3.3	128	148	0.9	2	14	0.1
316	Mymensingh RWH	Mymensingh Sadar	201,300	88,347	2.3	109,725	54,037	2.0	214	123	1.7	7,405	3,664	2.0	256	302	0.8	13	19	0.7
317	Mymensingh RWH	Nandail	41,500	16,822	2.5	134,175	55,395	2.4	250	76	3.3	5,600	3,064	1.8	192	114	1.7	7	12	0.6
318	Mymensingh RWH	Netrakona Sadar	52,400	31,114	1.7	58,035	27,954	2.1	76	22	3.5	5,372	2,806	1.9	0	78	0.0	8	19	0.4
319	Mymensingh RWH	Nikli	25,200	14,791	1.7	15,060	11,005	1.4	134	28	4.8	1,490	949	1.6	128	34	3.8	3	7	0.4
320	Mymensingh RWH	Pakundia	52,500	21,965	2.4	41,265	19,255	2.1	104	26	4.0	2,973	1,510	2.0	64	57	1.1	2	13	0.2
321	Mymensingh RWH	Phulpur	77,500	28,798	2.7	113,255	50,975	2.2	153	93	1.6	4,898	2,140	2.3	768	210	3.7	22	19	1.2
322	Mymensingh RWH	Purbadhala	48,300	22,811	2.1	53,520	26,012	2.1	54	24	2.3	4,948	2,474	2.0	0	50	0.0	12	11	1.1
323	Mymensingh RWH	Tarail	63,550	23,776	2.7	64,184	15,480	4.1	153	37	4.1	2,054	813	2.5	0	83	0.0	5	9	0.6
324	Mymensingh RWH	Trishal	74,500	33,461	2.2	92,970	44,759	2.1	128	46	2.8	5,160	2,404	2.1	912	105	8.7	3	17	0.2
325	Noakhali RWH	Begumganj	8,600	31,884	0.3	7,425	18,137	0.4	157	83	1.9	1,024	2,886	0.4	0	58	0.0	0	18	0.0

SL	Warehouse Name	Upazila Name	Condom			Shukhi			IUD			Injectables			Implant			DDS Kits		
			CBL	AMD	MOS	CBL	AMD	MOS	CBL	AMD	MOS	CBL	AMD	MOS	CBL	AMD	MOS	CBL	AMD	MOS
326	Noakhali RWH	Chatkhil	65,300	5,752	11.4	21,705	5,473	4.0	233	17	13.7	1,330	1,033	1.3	0	41	0.0	0	12	0.0
327	Noakhali RWH	Chhagalnaiya	17,900	9,897	1.8	19,095	7,756	2.5	60	21	2.9	2,413	1,235	2.0	64	25	2.6	0	8	0.0
328	Noakhali RWH	Companiganj	3,100	16,119	0.2	8,370	9,607	0.9	169	18	9.4	1,227	1,941	0.6	50	14	3.6	0	11	0.0
329	Noakhali RWH	Daganbhuiyan	27,500	21,370	1.3	15,180	8,743	1.7	142	24	5.9	3,260	1,648	2.0	50	18	2.8	0	12	0.0
330	Noakhali RWH	Feni Sadar	69,300	60,881	1.1	27,684	19,951	1.4	211	78	2.7	7,176	4,188	1.7	118	36	3.3	0	18	0.0
331	Noakhali RWH	Fulgazi	20,500	11,537	1.8	19,515	5,075	3.8	95	20	4.8	1,937	768	2.5	50	11	4.5	0	7	0.0
332	Noakhali RWH	Hatiya	41,800	21,416	2.0	23,955	17,924	1.3	100	20	5.0	7,162	3,043	2.4	0	6	0.0	5	11	0.5
333	Noakhali RWH	Kabirhat	4,700	10,612	0.4	2,415	7,769	0.3	4	19	0.2	425	1,393	0.3	50	8	6.3	0	5	0.0
334	Noakhali RWH	Kamalnagar	24,220	10,957	2.2	28,614	6,656	4.3	81	12	6.8	3,823	3,148	1.2	0	60	0.0	2	5	0.4
335	Noakhali RWH	Lakshmipur Sadar	33,500	30,781	1.1	23,850	17,926	1.3	200	156	1.3	12,100	7,267	1.7	200	103	1.9	0	24	0.0
336	Noakhali RWH	Noakhali Sadar	15,000	52,316	0.3	2,325	16,047	0.1	109	71	1.5	1,742	4,629	0.4	0	90	0.0	0	16	0.0
337	Noakhali RWH	Parshuram	40,600	10,094	4.0	40,799	5,086	8.0	74	12	6.2	3,389	1,008	3.4	100	16	6.3	0	5	0.0
338	Noakhali RWH	Ramganj	17,900	8,412	2.1	13,560	6,602	2.1	90	56	1.6	4,105	2,128	1.9	100	44	2.3	1	8	0.1
339	Noakhali RWH	Ramgati	114,557	7,341	15.6	19,588	9,592	2.0	107	30	3.6	6,169	3,654	1.7	0	58	0.0	1	10	0.1
340	Noakhali RWH	Roypur	16,400	5,236	3.1	26,355	9,116	2.9	203	50	4.1	3,645	1,860	2.0	150	50	3.0	0	12	0.0
341	Noakhali RWH	Senbagh	34,500	18,066	1.9	15,885	9,874	1.6	83	16	5.2	3,708	1,741	2.1	0	35	0.0	0	10	0.0
342	Noakhali RWH	Sonagazi	73,800	16,952	4.4	52,920	10,357	5.1	105	22	4.8	6,000	2,984	2.0	0	17	0.0	0	14	0.0
343	Noakhali RWH	Sonaimuri	15,700	11,299	1.4	14,190	8,640	1.6	22	25	0.9	661	2,019	0.3	0	7	0.0	0	10	0.0
344	Noakhali RWH	Subarnachar	7,200	17,954	0.4	4,490	8,164	0.5	33	7	4.7	2,155	1,706	1.3	0	30	0.0	1	9	0.1
345	Pabna RWH	Atgharia	34,600	10,736	3.2	43,485	10,653	4.1	80	20	4.0	1,422	684	2.1	0	20	0.0	9	7	1.3
346	Pabna RWH	Belkuchi	124,700	48,899	2.6	61,740	25,003	2.5	77	17	4.5	5,349	2,163	2.5	200	29	6.9	22	8	2.8
347	Pabna RWH	Bera	34,600	16,003	2.2	47,865	17,143	2.8	192	61	3.1	3,430	1,682	2.0	20	39	0.5	18	12	1.5
348	Pabna RWH	Bhangura	35,600	12,416	2.9	46,320	9,296	5.0	119	18	6.6	923	240	3.8	0	24	0.0	6	8	0.8
349	Pabna RWH	Chatmohar	123,900	32,663	3.8	72,540	28,205	2.6	205	69	3.0	524	1,135	0.5	100	51	2.0	13	16	0.8
350	Pabna RWH	Faridpur	58,200	7,196	8.1	80,220	6,355	12.6	64	27	2.4	2,000	1,264	1.6	100	34	2.9	10	9	1.1

SL	Warehouse Name	Upazila Name	Condom			Shukhi			IUD			Injectables			Implant			DDS Kits		
			CBL	AMD	MOS	CBL	AMD	MOS	CBL	AMD	MOS	CBL	AMD	MOS	CBL	AMD	MOS	CBL	AMD	MOS
351	Pabna RWH	Ishwardi	42,400	35,500	1.2	20,901	20,108	1.0	86	48	1.8	1,446	2,706	0.5	0	88	0.0	19	12	1.6
352	Pabna RWH	Kamarkhanda	55,600	8,339	6.7	67,410	8,392	8.0	62	15	4.1	2,634	1,298	2.0	0	53	0.0	19	7	2.7
353	Pabna RWH	Kazipur	77,800	36,789	2.1	48,885	16,877	2.9	195	64	3.0	2,000	2,936	0.7	0	22	0.0	17	15	1.1
354	Pabna RWH	Pabna Sadar	27,200	75,915	0.4	84,885	51,970	1.6	50	153	0.3	1,200	11,490	0.1	66	82	0.8	1	20	0.1
355	Pabna RWH	Royganj	32,000	26,712	1.2	29,520	29,689	1.0	155	49	3.2	1,130	3,101	0.4	0	31	0.0	1	25	0.0
356	Pabna RWH	Santhia	55,700	22,373	2.5	104,715	29,281	3.6	197	52	3.8	6,110	4,756	1.3	100	36	2.8	20	16	1.3
357	Pabna RWH	Shahjadpur	120,200	56,094	2.1	70,125	32,497	2.2	175	114	1.5	15,658	7,971	2.0	0	35	0.0	4	18	0.2
358	Pabna RWH	Sirajganj Sadar	67,000	46,914	1.4	45,310	28,849	1.6	145	44	3.3	6,450	5,442	1.2	0	53	0.0	11	15	0.7
359	Pabna RWH	Sujanagar	74,300	21,998	3.4	53,700	16,551	3.2	320	119	2.7	35	2,207	0.0	0	18	0.0	10	11	0.9
360	Pabna RWH	Tarash	78,100	14,902	5.2	38,970	18,295	2.1	107	38	2.8	2,695	1,235	2.2	0	105	0.0	18	11	1.6
361	Pabna RWH	Ullah Para	203,600	61,716	3.3	100,785	47,697	2.1	163	73	2.2	10,200	5,199	2.0	0	98	0.0	26	23	1.1
362	Patuakhali RWH	Amtali	27,800	9,243	3.0	38,250	17,517	2.2	86	14	6.1	4,822	2,320	2.1	200	64	3.1	12	13	0.9
363	Patuakhali RWH	Bakerganj	36,700	17,073	2.1	31,740	15,897	2.0	114	27	4.2	5,372	2,652	2.0	192	31	6.2	20	13	1.5
364	Patuakhali RWH	Bamna	8,000	2,683	3.0	6,840	3,620	1.9	50	11	4.5	573	249	2.3	104	29	3.6	13	6	2.2
365	Patuakhali RWH	Barguna Sadar	15,700	8,480	1.9	24,630	14,489	1.7	120	86	1.4	6,950	4,238	1.6	200	98	2.0	14	17	0.8
366	Patuakhali RWH	Bauphal	14,900	11,739	1.3	27,360	17,933	1.5	100	50	2.0	4,450	2,457	1.8	0	77	0.0	4	18	0.2
367	Patuakhali RWH	Betagi	17,400	3,576	4.9	20,895	4,781	4.4	100	32	3.1	1,775	817	2.2	100	28	3.6	11	9	1.2
368	Patuakhali RWH	Dashmina	8,600	3,197	2.7	13,095	6,100	2.1	74	18	4.1	1,868	1,005	1.9	0	71	0.0	11	7	1.6
369	Patuakhali RWH	Dumki	9,100	2,992	3.0	4,490	3,409	1.3	73	9	8.1	937	487	1.9	0	42	0.0	9	5	1.8
370	Patuakhali RWH	Galachipa	40,000	9,398	4.3	53,469	20,638	2.6	111	7	15.9	9,750	4,242	2.3	50	124	0.4	13	17	0.8
371	Patuakhali RWH	Kalapara	28,700	12,030	2.4	36,150	17,322	2.1	92	30	3.1	7,100	3,566	2.0	200	64	3.1	19	9	2.1
372	Patuakhali RWH	Mirzaganj	21,162	7,821	2.7	15,650	7,338	2.1	68	9	7.6	1,575	701	2.2	0	55	0.0	4	9	0.4
373	Patuakhali RWH	Nalchity	20,600	7,378	2.8	18,000	8,441	2.1	153	37	4.1	3,918	1,897	2.1	128	24	5.3	19	12	1.6
374	Patuakhali RWH	Patharghata	11,100	4,819	2.3	16,785	7,871	2.1	39	15	2.6	3,619	1,668	2.2	200	23	8.7	9	11	0.8
375	Patuakhali RWH	Patuakhali Sadar	28,200	19,619	1.4	36,525	16,726	2.2	215	57	3.8	7,006	4,208	1.7	192	87	2.2	29	18	1.6

SL	Warehouse Name	Upazila Name	Condom			Shukhi			IUD			Injectables			Implant			DDS Kits		
			CBL	AMD	MOS	CBL	AMD	MOS	CBL	AMD	MOS	CBL	AMD	MOS	CBL	AMD	MOS	CBL	AMD	MOS
376	Rajshahi RWH	Bagatipara	130,000	13,984	9.3	462,240	7,708	60.0	32	6	5.3	1,544	473	3.3	0	60	0.0	0	7	0.0
377	Rajshahi RWH	Bagha	50,700	27,876	1.8	37,335	11,181	3.3	53	11	4.8	3,671	1,932	1.9	0	26	0.0	1	8	0.1
378	Rajshahi RWH	Baghmara	104,100	36,469	2.9	558,435	34,753	16.1	100	44	2.3	3,613	2,402	1.5	0	51	0.0	0	18	0.0
379	Rajshahi RWH	Baraigram	92,300	34,317	2.7	332,670	20,917	15.9	65	36	1.8	5,932	3,129	1.9	0	91	0.0	21	10	2.1
380	Rajshahi RWH	Bholahat	46,500	8,570	5.4	37,665	5,708	6.6	20	3	6.7	2,722	672	4.1	0	10	0.0	7	6	1.2
381	Rajshahi RWH	Boalia	275,000	138,161	2.0	42,540	10,748	4.0	75	46	1.6	7,750	3,744	2.1	50	168	0.3	6	6	1.0
382	Rajshahi RWH	Chapai Nababganj Sadar	98,400	39,683	2.5	95,365	20,949	4.6	141	16	8.8	9,945	4,060	2.4	0	20	0.0	4	20	0.2
383	Rajshahi RWH	Charghat	59,000	21,030	2.8	402,420	14,344	28.1	47	12	3.9	3,500	1,520	2.3	0	53	0.0	2	8	0.3
384	Rajshahi RWH	Durgapur	85,800	18,725	4.6	404,565	10,307	39.3	35	8	4.4	1,844	786	2.3	0	32	0.0	0	9	0.0
385	Rajshahi RWH	Godagari	51,600	35,229	1.5	588,810	19,655	30.0	182	25	7.3	5,265	3,476	1.5	0	35	0.0	3	11	0.3
386	Rajshahi RWH	Gomastapur	41,300	22,486	1.8	35,640	15,229	2.3	41	10	4.1	2,337	1,480	1.6	0	37	0.0	1	9	0.1
387	Rajshahi RWH	Gurudaspur	67,873	29,317	2.3	414,203	19,671	21.1	0	12	0.0	3,032	1,702	1.8	0	104	0.0	12	9	1.3
388	Rajshahi RWH	Lalpur	63,800	30,473	2.1	452,340	20,954	21.6	27	19	1.4	4,330	2,293	1.9	0	103	0.0	27	14	1.9
389	Rajshahi RWH	Mohanpur	51,100	19,961	2.6	432,030	13,727	31.5	27	11	2.5	5,122	2,167	2.4	0	40	0.0	0	8	0.0
390	Rajshahi RWH	Nachole	15,100	10,285	1.5	33,465	6,828	4.9	55	2	27.5	1,800	1,149	1.6	0	10	0.0	0	6	0.0
391	Rajshahi RWH	Natore Sadar	141,800	40,443	3.5	131,505	22,018	6.0	198	65	3.0	6,516	1,892	3.4	0	188	0.0	0	22	0.0
392	Rajshahi RWH	Paba	101,200	44,496	2.3	71,130	17,036	4.2	25	10	2.5	7,711	3,792	2.0	0	80	0.0	0	11	0.0
393	Rajshahi RWH	Puthia	72,800	29,179	2.5	80,445	15,075	5.3	24	7	3.4	3,506	1,511	2.3	0	20	0.0	2	6	0.3
394	Rajshahi RWH	Shibganj	109,200	35,435	3.1	131,580	26,170	5.0	86	18	4.8	6,688	3,130	2.1	200	20	10.0	0	12	0.0
395	Rajshahi RWH	Singra	213,570	44,578	4.8	680,865	35,353	19.3	56	22	2.5	6,121	2,428	2.5	300	115	2.6	2	11	0.2
396	Rajshahi RWH	Tanore	61,300	16,335	3.8	435,390	14,959	29.1	207	30	6.9	2,215	1,171	1.9	0	180	0.0	24	8	3.0
397	Rangamati RWH	Baghaichhari	43,500	8,885	4.9	19,849	5,927	3.3	58	7	8.3	2,009	376	5.3	62	19	3.3	8	4	2.0
398	Rangamati RWH	Barkal	23,200	4,091	5.7	13,410	3,027	4.4	69	5	13.8	2,513	383	6.6	0	0	0.0	10	3	3.3
399	Rangamati RWH	Belai Chhari	4,500	1,923	2.3	5,460	2,306	2.4	49	3	16.3	805	119	6.8	0	5	0.0	3	3	1.0
400	Rangamati RWH	Jurai Chhari	12,400	2,230	5.6	8,625	2,079	4.1	74	3	24.7	891	123	7.2	0	0	0.0	10	3	3.3

SL	Warehouse Name	Upazila Name	Condom			Shukhi			IUD			Injectables			Implant			DDS Kits		
			CBL	AMD	MOS	CBL	AMD	MOS	CBL	AMD	MOS	CBL	AMD	MOS	CBL	AMD	MOS	CBL	AMD	MOS
401	Rangamati RWH	Kaptai	12,700	5,019	2.5	8,055	2,680	3.0	79	3	26.3	1,390	361	3.9	64	22	2.9	10	4	2.5
402	Rangamati RWH	Kawkhali (betbunia)	16,300	5,597	2.9	8,250	3,126	2.6	61	5	12.2	1,288	505	2.6	37	17	2.2	0	5	0.0
403	Rangamati RWH	Langadu	26,100	9,045	2.9	15,720	4,731	3.3	186	9	20.7	3,097	529	5.9	322	18	17.9	1	8	0.1
404	Rangamati RWH	Naniarchar	6,100	6,458	0.9	14,037	4,321	3.2	29	4	7.3	1,077	247	4.4	24	9	2.7	6	4	1.5
405	Rangamati RWH	Rajasthali	39,800	1,819	21.9	15,420	1,804	8.5	63	3	21.0	1,183	136	8.7	50	15	3.3	3	4	0.8
406	Rangamati RWH	Rangamati Sadar	36,400	13,139	2.8	18,900	6,016	3.1	290	38	7.6	3,398	725	4.7	138	51	2.7	22	9	2.4
407	Rangpur RWH	Aditmari	24,200	15,467	1.6	30,539	16,438	1.9	70	61	1.1	5,923	2,981	2.0	0	173	0.0	6	11	0.5
408	Rangpur RWH	Badarganj	24,200	13,625	1.8	576,765	25,452	22.7	40	20	2.0	3,895	2,141	1.8	0	84	0.0	14	7	2.0
409	Rangpur RWH	Bhurungamari	83,200	26,921	3.1	348,400	30,484	11.4	0	37	0.0	7,023	3,934	1.8	640	93	6.9	0	15	0.0
410	Rangpur RWH	Chilmari	18,900	8,830	2.1	338,970	16,456	20.6	93	21	4.4	2,961	1,272	2.3	256	63	4.1	4	9	0.4
411	Rangpur RWH	Dimla	24,100	6,922	3.5	382,755	23,200	16.5	69	41	1.7	5,848	3,164	1.8	832	53	15.7	7	12	0.6
412	Rangpur RWH	Domar	45,600	9,070	5.0	336,065	19,715	17.0	99	21	4.7	4,729	2,637	1.8	0	67	0.0	41	15	2.7
413	Rangpur RWH	Fulchhari	41,200	21,879	1.9	30,165	14,657	2.1	147	41	3.6	4,998	2,864	1.7	0	43	0.0	8	10	0.8
414	Rangpur RWH	Gaibandha Sadar	48,300	25,772	1.9	66,630	33,619	2.0	246	81	3.0	9,685	5,734	1.7	0	385	0.0	8	24	0.3
415	Rangpur RWH	Gangachara	194,800	11,168	17.4	434,475	22,203	19.6	65	26	2.5	7,965	4,211	1.9	0	124	0.0	4	15	0.3
416	Rangpur RWH	Gobindaganj	172,800	48,087	3.6	471,825	48,582	9.7	103	41	2.5	8,828	4,651	1.9	0	93	0.0	13	20	0.7
417	Rangpur RWH	Hatibandha	39,500	16,390	2.4	350,715	18,682	18.8	47	42	1.1	5,891	2,822	2.1	512	152	3.4	12	14	0.9
418	Rangpur RWH	Jaldhaka	211,300	20,095	10.5	355,875	32,564	10.9	167	34	4.9	7,916	4,103	1.9	100	124	0.8	4	13	0.3
419	Rangpur RWH	Kaliganj	27,000	8,480	3.2	340,545	18,284	18.6	77	19	4.1	4,451	2,565	1.7	320	73	4.4	2	10	0.2
420	Rangpur RWH	Kaunia	35,300	13,545	2.6	35,145	15,284	2.3	105	38	2.8	6,610	3,371	2.0	0	36	0.0	3	8	0.4
421	Rangpur RWH	Kishoreganj	24,300	7,596	3.2	42,345	21,467	2.0	150	49	3.1	6,327	2,561	2.5	0	84	0.0	1	12	0.1
422	Rangpur RWH	Kurigram Sadar	25,900	15,535	1.7	45,343	27,251	1.7	57	30	1.9	9,129	4,798	1.9	0	64	0.0	7	13	0.5
423	Rangpur RWH	Lalmonirhat Sadar	33,400	10,311	3.2	40,030	19,492	2.1	61	23	2.7	9,414	4,858	1.9	0	114	0.0	4	16	0.3
424	Rangpur RWH	Mitha Pukur	57,500	29,249	2.0	98,325	40,790	2.4	80	16	5.0	8,432	4,416	1.9	0	139	0.0	12	23	0.5
425	Rangpur RWH	Nageshwari	56,700	13,242	4.3	422,070	50,374	8.4	219	54	4.1	11,769	5,737	2.1	0	222	0.0	5	12	0.4

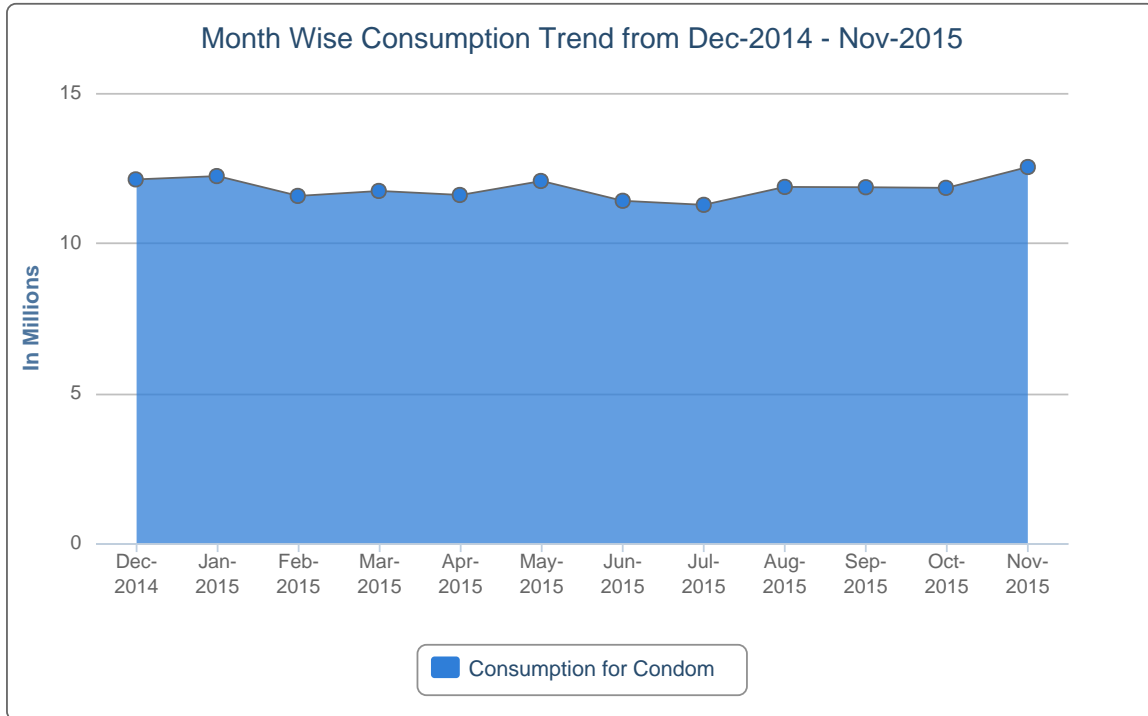
SL	Warehouse Name	Upazila Name	Condom			Shukhi			IUD			Injectables			Implant			DDS Kits		
			CBL	AMD	MOS	CBL	AMD	MOS	CBL	AMD	MOS	CBL	AMD	MOS	CBL	AMD	MOS	CBL	AMD	MOS
426	Rangpur RWH	Nilphamari Sadar	37,300	15,355	2.4	82,620	39,299	2.1	206	127	1.6	9,257	4,457	2.1	0	79	0.0	9	23	0.4
427	Rangpur RWH	Palashbari	18,800	10,721	1.8	41,310	20,413	2.0	113	14	8.1	4,964	2,843	1.7	0	85	0.0	3	11	0.3
428	Rangpur RWH	Patgram	23,900	8,198	2.9	312,015	15,658	19.9	62	16	3.9	4,299	2,143	2.0	0	24	0.0	17	6	2.8
429	Rangpur RWH	Phulbari	19,900	6,071	3.3	309,990	15,113	20.5	135	39	3.5	4,390	2,553	1.7	0	83	0.0	5	9	0.6
430	Rangpur RWH	Pirgachha	57,600	23,714	2.4	53,810	26,085	2.1	72	77	0.9	7,400	4,570	1.6	0	43	0.0	9	13	0.7
431	Rangpur RWH	Pirganj	192,200	34,893	5.5	610,335	40,125	15.2	100	63	1.6	9,244	4,881	1.9	0	155	0.0	14	22	0.6
432	Rangpur RWH	Rajarhat	39,400	17,869	2.2	33,810	17,560	1.9	134	43	3.1	5,513	3,459	1.6	0	69	0.0	0	9	0.0
433	Rangpur RWH	Rangpur Sadar	74,700	36,693	2.0	57,175	35,407	1.6	246	78	3.2	13,450	7,022	1.9	0	252	0.0	26	20	1.3
434	Rangpur RWH	Sadullapur	100,700	32,987	3.1	537,770	25,327	21.2	126	76	1.7	7,542	4,249	1.8	128	98	1.3	8	14	0.6
435	Rangpur RWH	Saghata	19,600	12,101	1.6	48,720	22,687	2.1	74	40	1.9	3,202	1,823	1.8	256	36	7.1	1	13	0.1
436	Rangpur RWH	Saidpur	57,100	27,628	2.1	33,075	16,854	2.0	102	39	2.6	4,664	2,331	2.0	256	93	2.8	4	8	0.5
437	Rangpur RWH	Sundarganj	75,200	37,606	2.0	93,616	44,922	2.1	417	199	2.1	10,286	6,438	1.6	0	267	0.0	14	19	0.7
438	Rangpur RWH	Taraganj	18,100	7,745	2.3	24,322	11,209	2.2	55	6	9.2	2,753	1,518	1.8	0	153	0.0	7	7	1.0
439	Rangpur RWH	Ulipur	42,500	19,176	2.2	667,890	44,311	15.1	120	33	3.6	11,723	5,814	2.0	512	68	7.5	7	17	0.4
440	Sylhet RWH	Ajmiriganj	29,500	3,177	9.3	26,055	4,572	5.7	92	12	7.7	1,486	309	4.8	136	12	11.3	0	8	0.0
441	Sylhet RWH	Bahubal	39,700	9,651	4.1	21,467	8,349	2.6	174	6	29.0	1,935	589	3.3	64	31	2.1	1	8	0.1
442	Sylhet RWH	Balaganj	149,700	46,873	3.2	45,120	13,734	3.3	130	13	10.0	6,336	2,350	2.7	64	33	1.9	0	13	0.0
443	Sylhet RWH	Baniachong	63,000	18,260	3.5	43,185	13,958	3.1	110	13	8.5	3,393	963	3.5	0	62	0.0	1	12	0.1
444	Sylhet RWH	Barlekha	37,200	13,241	2.8	26,940	10,140	2.7	118	24	4.9	4,970	738	6.7	28	56	0.5	5	9	0.6
445	Sylhet RWH	Beani Bazar	94,162	26,621	3.5	30,118	7,904	3.8	115	26	4.4	5,782	694	8.3	5	11	0.5	1	10	0.1
446	Sylhet RWH	Bishwambarpur	33,700	7,182	4.7	37,310	7,704	4.8	206	8	25.8	2,989	516	5.8	260	22	11.8	7	5	1.4
447	Sylhet RWH	Bishwanath	54,300	11,123	4.9	55,035	4,783	11.5	145	16	9.1	2,002	614	3.3	64	32	2.0	6	5	1.2
448	Sylhet RWH	Chhatak	57,700	18,769	3.1	27,865	11,844	2.4	90	51	1.8	2,674	701	3.8	70	22	3.2	0	12	0.0
449	Sylhet RWH	Chunarughat	147,300	12,954	11.4	39,165	16,783	2.3	224	12	18.7	5,247	1,407	3.7	50	14	3.6	0	12	0.0
450	Sylhet RWH	Companiganj	38,200	14,897	2.6	23,160	7,260	3.2	169	9	18.8	3,941	1,502	2.6	122	44	2.8	1	5	0.2

SL	Warehouse Name	Upazila Name	Condom			Shukhi			IUD			Injectables			Implant			DDS Kits		
			CBL	AMD	MOS	CBL	AMD	MOS	CBL	AMD	MOS	CBL	AMD	MOS	CBL	AMD	MOS	CBL	AMD	MOS
451	Sylhet RWH	Dakshin Sunamganj	48,100	11,551	4.2	26,100	8,169	3.2	158	7	22.6	6,184	957	6.5	0	41	0.0	1	10	0.1
452	Sylhet RWH	Dakshin Surma	90,100	48,924	1.8	30,270	15,216	2.0	167	10	16.7	3,609	1,571	2.3	50	4	12.5	5	9	0.6
453	Sylhet RWH	Derai	90,400	37,611	2.4	39,092	14,279	2.7	180	30	6.0	5,122	1,055	4.9	128	53	2.4	10	7	1.4
454	Sylhet RWH	Dowarabazar	30,900	12,165	2.5	36,525	13,783	2.7	285	9	31.7	3,083	1,498	2.1	0	58	0.0	0	7	0.0
455	Sylhet RWH	Fenchuganj	20,500	8,935	2.3	57,825	4,080	14.2	176	10	17.6	999	354	2.8	75	17	4.4	1	4	0.3
456	Sylhet RWH	Golapganj	78,430	40,498	1.9	41,797	10,839	3.9	171	21	8.1	5,380	834	6.5	52	66	0.8	5	13	0.4
457	Sylhet RWH	Gowainghat	75,400	22,578	3.3	32,475	11,215	2.9	167	23	7.3	7,068	2,690	2.6	216	32	6.8	1	11	0.1
458	Sylhet RWH	Habiganj Sadar	73,400	22,345	3.3	52,625	16,361	3.2	140	18	7.8	6,088	1,795	3.4	100	36	2.8	0	15	0.0
459	Sylhet RWH	Jagannathpur	62,000	14,209	4.4	41,655	8,815	4.7	206	18	11.4	1,958	458	4.3	25	26	1.0	0	7	0.0
460	Sylhet RWH	Jaintiapur	84,800	25,090	3.4	36,435	7,497	4.9	194	24	8.1	6,119	2,396	2.6	64	43	1.5	4	9	0.4
461	Sylhet RWH	Jamalganj	69,200	17,934	3.9	35,090	14,259	2.5	275	19	14.5	4,301	1,403	3.1	50	61	0.8	8	7	1.1
462	Sylhet RWH	Juri	55,400	9,281	6.0	27,275	6,048	4.5	100	27	3.7	2,550	525	4.9	64	42	1.5	4	8	0.5
463	Sylhet RWH	Kamalganj	50,900	18,618	2.7	57,225	17,654	3.2	155	24	6.5	6,020	1,567	3.8	100	29	3.4	0	11	0.0
464	Sylhet RWH	Kanaighat	98,600	38,276	2.6	33,951	12,117	2.8	154	15	10.3	5,869	2,329	2.5	300	62	4.8	0	12	0.0
465	Sylhet RWH	Kulaura	62,000	15,936	3.9	40,410	12,185	3.3	159	15	10.6	8,650	2,741	3.2	100	52	1.9	14	12	1.2
466	Sylhet RWH	Lakhai	44,600	6,696	6.7	39,630	7,859	5.0	179	6	29.8	2,082	456	4.6	50	30	1.7	9	7	1.3
467	Sylhet RWH	Madhabpur	138,300	13,958	9.9	43,605	19,229	2.3	155	10	15.5	5,148	964	5.3	72	49	1.5	11	13	0.8
468	Sylhet RWH	Maulvibazar Sadar	18,900	20,223	0.9	38,170	11,110	3.4	177	44	4.0	7,625	1,394	5.5	100	68	1.5	0	15	0.0
469	Sylhet RWH	Nabiganj	57,000	9,798	5.8	36,435	15,235	2.4	165	27	6.1	2,900	691	4.2	128	39	3.3	6	9	0.7
470	Sylhet RWH	Rajnagar	32,600	10,174	3.2	38,500	9,869	3.9	148	16	9.3	4,500	1,960	2.3	128	36	3.6	0	9	0.0
471	Sylhet RWH	Sreemangal	89,000	20,498	4.3	40,035	16,639	2.4	201	40	5.0	6,092	1,838	3.3	200	76	2.6	1	12	0.1
472	Sylhet RWH	Sulla	95,200	12,656	7.5	74,490	6,793	11.0	145	12	12.1	3,017	458	6.6	110	16	6.9	10	4	2.5
473	Sylhet RWH	Sunamganj Sadar	70,600	18,771	3.8	43,245	11,884	3.6	189	20	9.5	6,749	1,693	4.0	80	119	0.7	8	10	0.8
474	Sylhet RWH	Sylhet Sadar	93,700	82,392	1.1	57,690	48,782	1.2	124	81	1.5	15,975	7,601	2.1	208	237	0.9	4	10	0.4
475	Sylhet RWH	Tahirpur	72,200	18,867	3.8	51,450	12,872	4.0	121	11	11.0	3,437	433	7.9	50	50	1.0	8	6	1.3

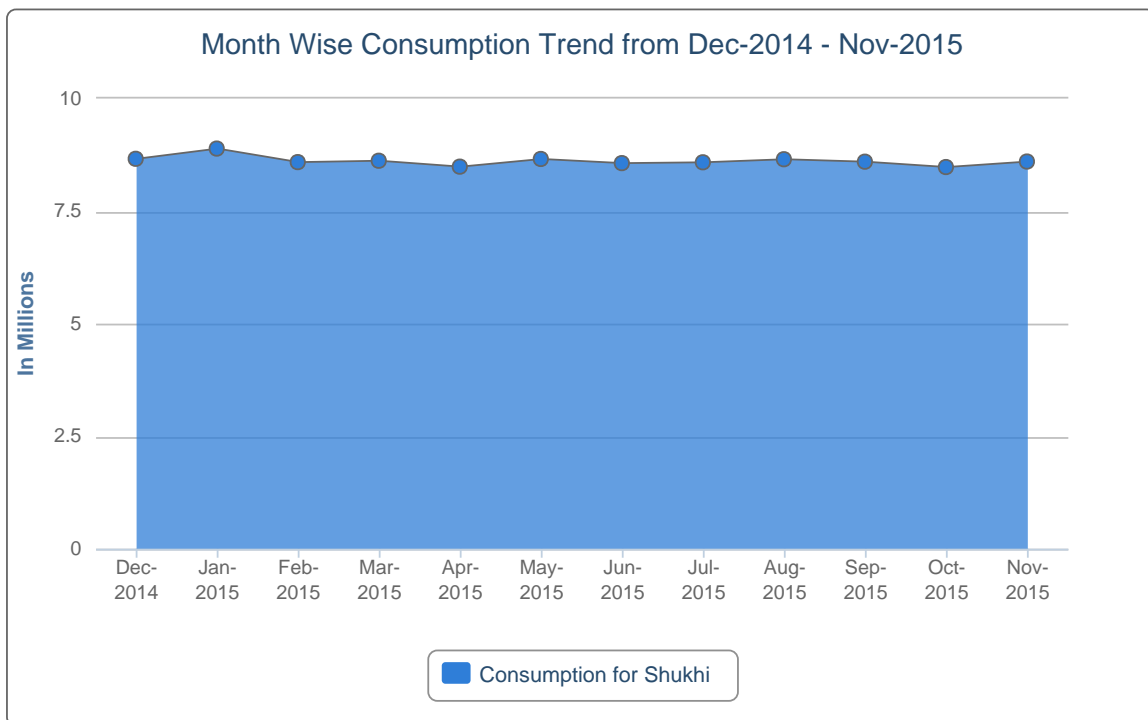
SL	Warehouse Name	Upazila Name	Condom			Shukhi			IUD			Injectables			Implant			DDS Kits		
			CBL	AMD	MOS	CBL	AMD	MOS	CBL	AMD	MOS	CBL	AMD	MOS	CBL	AMD	MOS	CBL	AMD	MOS
476	Sylhet RWH	Zakiganj	82,360	54,713	1.5	55,246	12,140	4.6	129	15	8.6	7,422	1,496	5.0	10	64	0.2	9	7	1.3
477	Tangail RWH	Basail	158,160	35,170	4.5	289,987	14,182	20.4	75	30	2.5	8,694	1,371	6.3	0	50	0.0	47	8	5.9
478	Tangail RWH	Bhuapur	229,900	31,884	7.2	246,018	22,831	10.8	271	33	8.2	3,154	2,148	1.5	0	68	0.0	42	11	3.8
479	Tangail RWH	Chauhali	38,400	16,360	2.3	29,965	6,738	4.4	204	25	8.2	4,189	1,064	3.9	50	37	1.4	14	9	1.6
480	Tangail RWH	Delduar	347,600	40,173	8.7	248,835	22,527	11.0	160	32	5.0	6,170	1,302	4.7	64	29	2.2	30	12	2.5
481	Tangail RWH	Ghatail	400	58,068	0.0	58,710	39,107	1.5	250	27	9.3	6,489	3,681	1.8	0	91	0.0	33	17	1.9
482	Tangail RWH	Gopalpur	230,000	25,432	9.0	214,515	21,618	9.9	161	36	4.5	1,997	2,317	0.9	192	39	4.9	17	14	1.2
483	Tangail RWH	Kalihati	31,300	60,959	0.5	16,800	51,946	0.3	160	74	2.2	6,275	6,350	1.0	0	92	0.0	25	17	1.5
484	Tangail RWH	Madhupur	129,400	34,532	3.7	47,040	50,570	0.9	196	22	8.9	4,320	4,172	1.0	0	68	0.0	13	17	0.8
485	Tangail RWH	Mirzapur	33,780	33,986	1.0	105,465	31,794	3.3	243	74	3.3	3,715	937	4.0	320	35	9.1	34	20	1.7
486	Tangail RWH	Nagarpur	67,900	29,961	2.3	41,325	27,453	1.5	192	70	2.7	2,233	2,523	0.9	0	65	0.0	13	12	1.1
487	Tangail RWH	Sakhipur	55,900	26,199	2.1	51,138	29,428	1.7	94	19	4.9	4,892	1,002	4.9	128	39	3.3	11	7	1.6
488	Tangail RWH	Tangail Sadar	80,800	69,210	1.2	110,370	33,390	3.3	169	87	1.9	11,369	3,939	2.9	448	128	3.5	35	19	1.8

7. Month-wise Consumption Trend

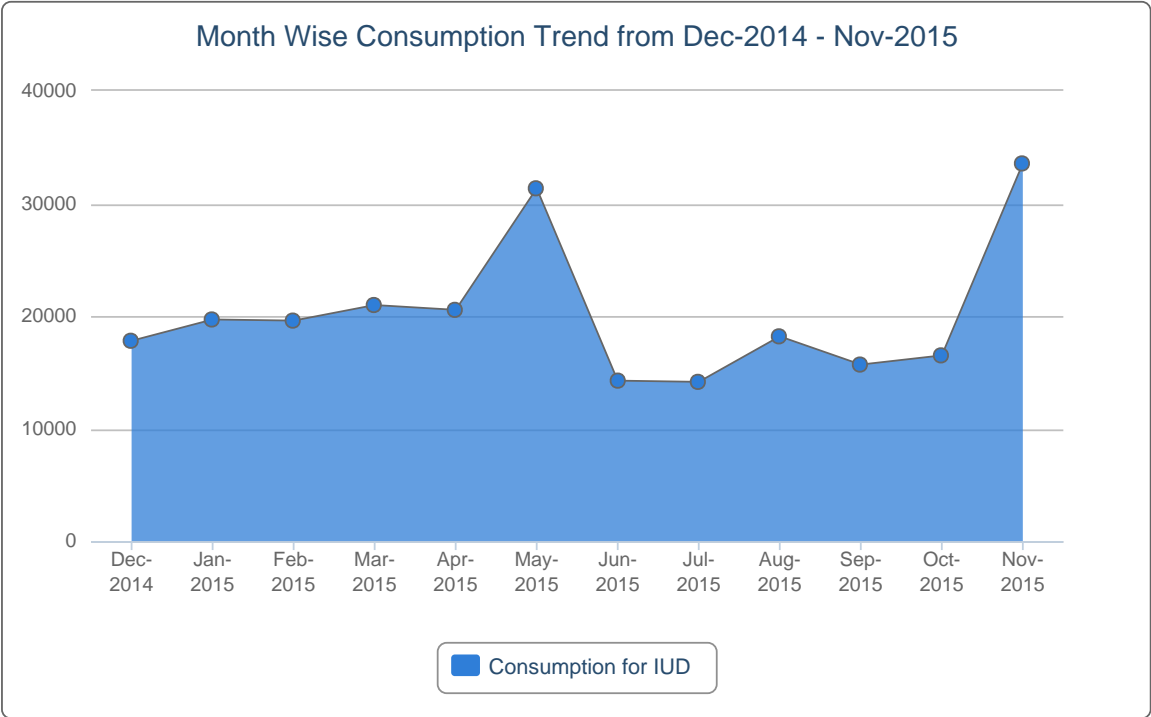
7(a).



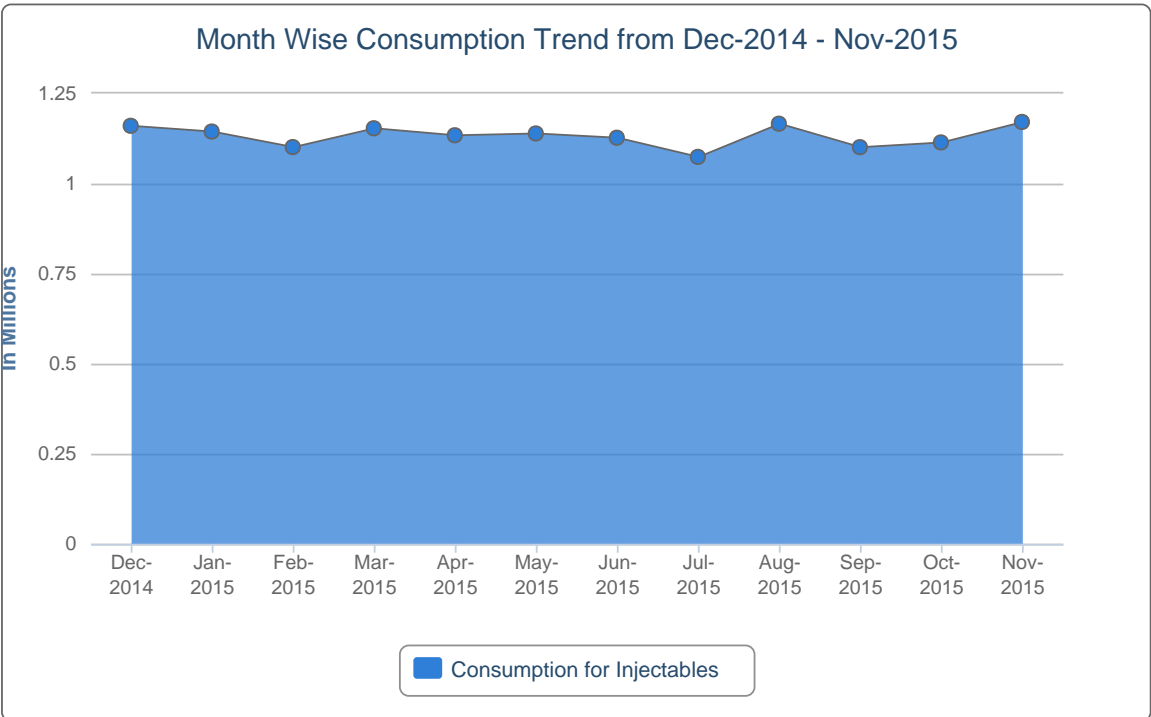
7(b).



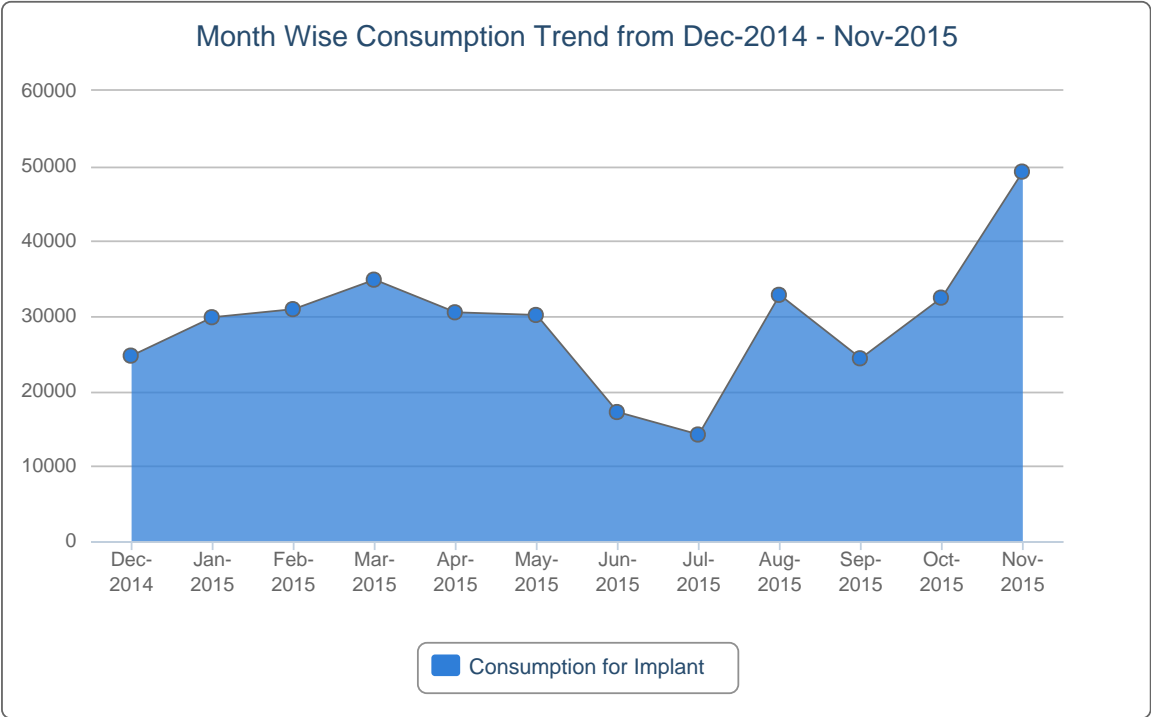
7(c).



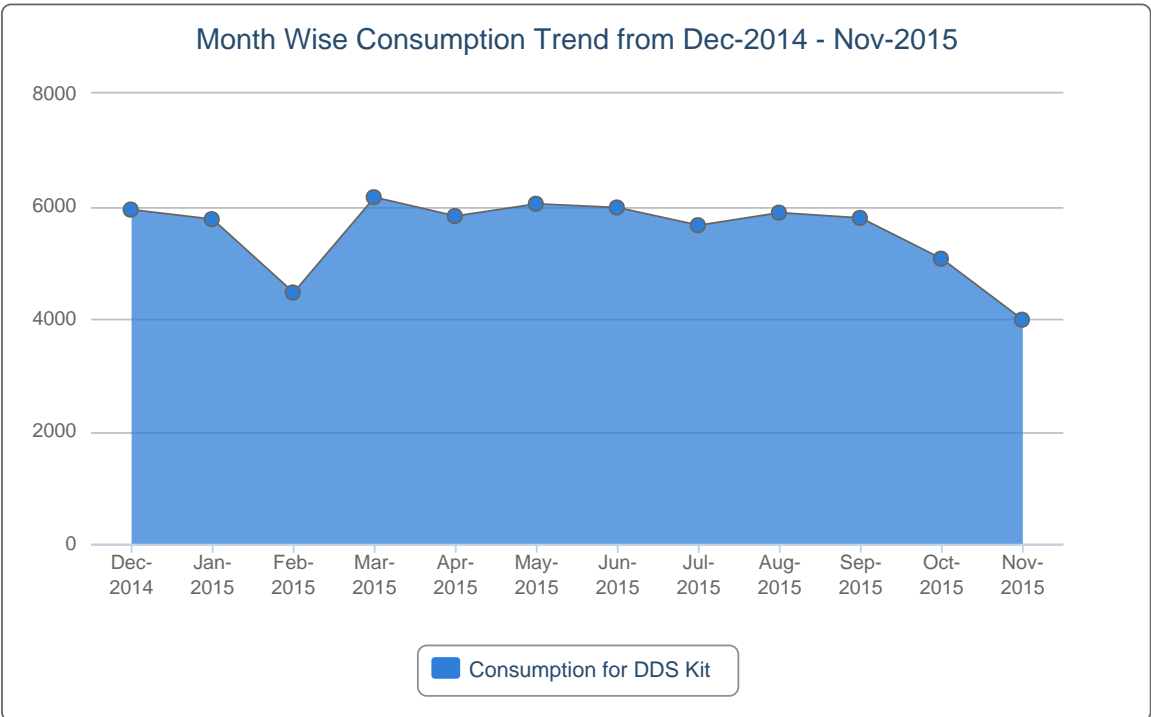
7(d).



7(e).



7(f).



8. Report on Upazila and Warehouse Having Stock Out in last month

SL	Products Name	No of Stockout WH	% of Stockout WH	No of Stockout Upazila Store	% of Stockout Upazila Store	No of Stockout Upazila Field	% of Stockout Upazila Field
1	Condom	0	0%	0	0%	0	0%
2	Shukhi	0	0%	0	0%	0	0%
3	IUD	0	0%	4	1%	0	0%
4	Injectables	0	0%	0	0%	0	0%
5	Implant	0	0%	0	0%	5	1%
6	DDS Kits	3	14%	116	24%	0	0%

List of Stock Out Warehouses

SL	Commodity	Warehouse	Phone
1	DDS Kits	Bogra RWH	051-66706
2	DDS Kits	Sylhet RWH	0821-713246
3	DDS Kits	Bhola RWH	0491-62954

List of StockOut Upazilas

Commodity	Warehouse	District	Upazila	Phone
IUD	Dhaka CWH	Munshiganj	Gazaria, Munshiganj	01688-497718
	Jamalpur RWH	Jamalpur	Bakshiganj, Jamalpur	01716173833
	Rajshahi RWH	Natore	Gurudaspur, Natore	01712897122
	Rangpur RWH	Kurigram	Bhurungamari, Kurigram	01720813970
DDS Kits	Bhola RWH	Barisal	Mehendiganj, Barisal	01712539263
	Bhola RWH	Bhola	Burhanuddin, Bhola	01716042961
	Chittagong RWH	Chittagong	Patiya, Chittagong	01711906479
	Comilla RWH	Brahmanbaria	Akhaura, Brahmanbaria	01720215256
	Comilla RWH	Brahmanbaria	Ashuganj, Brahmanbaria	01818279413
	Comilla RWH	Brahmanbaria	Banchharampur, Brahmanbaria	01711155064
	Comilla RWH	Brahmanbaria	Brahmanbaria Sadar, Brahmanbaria	01558364094
	Comilla RWH	Brahmanbaria	Kasba, Brahmanbaria	01711472452
	Comilla RWH	Brahmanbaria	Nabinagar, Brahmanbaria	01711472452
	Comilla RWH	Chandpur	Chandpur Sadar, Chandpur	01716271042
	Comilla RWH	Chandpur	Hajiganj, Chandpur	01774655555
	Comilla RWH	Chandpur	Kachua, Chandpur	01774655555
	Comilla RWH	Chandpur	Shahrasti, Chandpur	01715073335
	Comilla RWH	Comilla	Brahman Para, Comilla	01726263709
	Comilla RWH	Comilla	Chandina, Comilla	01711172322
Comilla RWH	Comilla	Comilla Sadar Dakshin, Comilla	01711806467	

Comilla RWH	Comilla	Daudkandi, Comilla	01711172322
Comilla RWH	Comilla	Homna, Comilla	01712974723
Comilla RWH	Comilla	Laksam, Comilla	01711152427
Comilla RWH	Comilla	Manoharganj, Comilla	01711152427
Comilla RWH	Comilla	Muradnagar, Comilla	01712180835
Comilla RWH	Comilla	Nangalkot, Comilla	01711263571
Dhaka CWH	Dhaka	Dohar, Dhaka	01719-048694
Dhaka CWH	Manikganj	Saturia, Manikganj	01718-698548
Dhaka CWH	Narsingdi	Shibpur, Narsingdi	01918653533
Dinajpur RWH	Dinajpur	Nawabganj, Dinajpur	01717323307
Dinajpur RWH	Panchagarh	Debiganj, Panchagarh	01716980087
Faridpur RWH	Barisal	Babuganj, Barisal	01558446414
Faridpur RWH	Barisal	Banari Para, Barisal	01819910274
Faridpur RWH	Barisal	Barisal Sadar (kotwali), Barisal	01715306327
Faridpur RWH	Barisal	Wazirpur, Barisal	01711115202
Faridpur RWH	Faridpur	Char Bhadrasan, Faridpur	01814097684
Faridpur RWH	Faridpur	Faridpur Sadar, Faridpur	01712700066
Faridpur RWH	Faridpur	Madhukhali, Faridpur	01929137413
Faridpur RWH	Faridpur	Saltha, Faridpur	01716881991
Faridpur RWH	Gopalganj	Kashiani, Gopalganj	01720083640
Faridpur RWH	Gopalganj	Kotalipara, Gopalganj	01718362744
Faridpur RWH	Madaripur	Shib Char, Madaripur	01714234479
Faridpur RWH	Pirojpur	Nesarabad (swarupkati), Pirojpur	01751776121
Faridpur RWH	Rajbari	Goalanda, Rajbari	01711029950
Faridpur RWH	Rajbari	Rajbari Sadar, Rajbari	01716319847
Faridpur RWH	Shariyatpur	Bhedarganj, Shariyatpur	01711282566
Faridpur RWH	Shariyatpur	Damudya, Shariyatpur	01952951859
Faridpur RWH	Shariyatpur	Gosairhat, Shariyatpur	01711073716
Faridpur RWH	Shariyatpur	Shariyatpur Sadar, Shariyatpur	01952951859
Faridpur RWH	Shariyatpur	Zanjira, Shariyatpur	01983744668
Jessore RWH	Jessore	Chaugachha, Jessore	01712-515565
Jessore RWH	Jessore	Jessore Sadar, Jessore	01711-265268
Jessore RWH	Jessore	Jhikargachha, Jessore	01714-502917
Jessore RWH	Jessore	Manirampur, Jessore	01711272110
Jessore RWH	Jessore	Sharsha, Jessore	01718-470208
Jessore RWH	Jhenaidah	Jhenaidah Sadar, Jhenaidah	01712-789771
Jessore RWH	Jhenaidah	Kaliganj, Jhenaidah	01711-935251
Jessore RWH	Jhenaidah	Maheshpur, Jhenaidah	01726-072158
Jessore RWH	Jhenaidah	Shailkupa, Jhenaidah	01712-766601

Jessore RWH	Magura	Magura Sadar, Magura	01716-407360
Jessore RWH	Magura	Mohammadpur, Magura	01712 801037
Jessore RWH	Magura	Sreepur, Magura	01710-328895
Jessore RWH	Narail	Kalia, Narail	01911-139490
Jessore RWH	Narail	Lohagara, Narail	01716 381122
Jessore RWH	Narail	Narail Sadar, Narail	01712-203155
Khulna RWH	Bagerhat	Fakirhat, Bagerhat	01710-902229, 01919-848581
Khulna RWH	Bagerhat	Kachua, Bagerhat	01711192443
Khulna RWH	Bagerhat	Mongla, Bagerhat	01715-634583
Khulna RWH	Khulna	Dacope, Khulna	01718846186
Khulna RWH	Khulna	Dumuria, Khulna	01710-821980
Khulna RWH	Khulna	Khulna Sadar, Khulna	01711-877244
Khulna RWH	Khulna	Rupsa, Khulna	01715-145001
Khulna RWH	Pirojpur	Mathbaria, Pirojpur	01775 641077
Khulna RWH	Satkhira	Kaliganj, Satkhira	01712-660321
Khulna RWH	Satkhira	Shyamnagar, Satkhira	01723299384
Khulna RWH	Satkhira	Tala, Satkhira	01716848205
Kushtia RWH	Chuadanga	Damurhuda, Chuadanga	01712-540976
Kushtia RWH	Chuadanga	Jiban Nagar, Chuadanga	01712-484953
Kushtia RWH	Kushtia	Bheramara, Kushtia	01716-716169
Kushtia RWH	Kushtia	Mirpur, Kushtia	01824 495476
Mymensingh RWH	Kishoregonj	Itna, Kishoregonj	01715134027
Mymensingh RWH	Netrakona	Barhatta, Netrakona	01718640677
Mymensingh RWH	Netrakona	Khaliajuri, Netrakona	01732086731
Noakhali RWH	Feni	Chhagalnaiya, Feni	01819957336
Noakhali RWH	Feni	Daganbhuiyan, Feni	01716079505
Noakhali RWH	Feni	Feni Sadar, Feni	01712080011
Noakhali RWH	Feni	Fulgazi, Feni	01712080011
Noakhali RWH	Feni	Parshuram, Feni	01712080011
Noakhali RWH	Feni	Sonagazi, Feni	01813669013
Noakhali RWH	Lakshmipur	Lakshmipur Sadar, Lakshmipur	01712176226
Noakhali RWH	Lakshmipur	Roypur, Lakshmipur	01718459380
Noakhali RWH	Noakhali	Begumganj, Noakhali	01712962775
Noakhali RWH	Noakhali	Chatkhil, Noakhali	01713413328
Noakhali RWH	Noakhali	Companiganj, Noakhali	01712383775
Noakhali RWH	Noakhali	Kabirhat, Noakhali	01716239499
Noakhali RWH	Noakhali	Noakhali Sadar, Noakhali	01727441222
Noakhali RWH	Noakhali	Senbagh, Noakhali	01749474849
Noakhali RWH	Noakhali	Sonaimuri, Noakhali	01716239499
Rajshahi RWH	Chapai Nababganj	Nachole, Chapai Nababganj	01712021286
Rajshahi RWH	Chapai Nababganj	Shibganj, Chapai Nababganj	01712144236

Rajshahi RWH	Natore	Bagatipara, Natore	01711013783
Rajshahi RWH	Natore	Natore Sadar, Natore	01716251112
Rajshahi RWH	Rajshahi	Baghmara, Rajshahi	01718843125
Rajshahi RWH	Rajshahi	Durgapur, Rajshahi	01729599938
Rajshahi RWH	Rajshahi	Mohanpur, Rajshahi	01712638918
Rajshahi RWH	Rajshahi	Paba, Rajshahi	01716872736
Rangamati RWH	Rangamati	Kawkhali (betbunia), Rangamati	01553244074
Rangpur RWH	Kurigram	Bhurungamari, Kurigram	01720813970
Rangpur RWH	Kurigram	Rajarhat, Kurigram	01715123095
Sylhet RWH	Habiganj	Ajmiriganj, Habiganj	01758746167
Sylhet RWH	Habiganj	Chunarughat, Habiganj	01674472765
Sylhet RWH	Habiganj	Habiganj Sadar, Habiganj	01199088167
Sylhet RWH	Moulavibazar	Kamalganj, Maulvibazar	01711183945
Sylhet RWH	Moulavibazar	Maulvibazar Sadar, Maulvibazar	01712247825
Sylhet RWH	Moulavibazar	Rajnagar, Maulvibazar	01712051466
Sylhet RWH	Sunamganj	Chhatak, Sunamganj	01721727508
Sylhet RWH	Sunamganj	Dowarabazar, Sunamganj	01710524675
Sylhet RWH	Sunamganj	Jagannathpur, Sunamganj	01716687919
Sylhet RWH	Sylhet	Balaganj, Sylhet	01716528503
Sylhet RWH	Sylhet	Kanaighat, Sylhet	01199303670



This report is generated with the financial support of USAID and the technical assistance from Systems for Improved Access to Pharmaceuticals and Services (SIAPS), implemented by Management Sciences for Health-MSH.

If you need more information, please visit at <http://www.dgfplmis.org>