

FAMILY PLANNING MONTHLY LOGISTICS REPORT

February 2016



**Management Information System (MIS)
Directorate General of Family Planning (DGFP)**

6, Kawran Bazar, Dhaka1215

Email: dirmisfp@gmail.com, dirlsdgfp@gmail.com
www.dgfpmis.org, www.dgfpim.org

Government of the People's Republic of Bangladesh
Directorate General of Family Planning
Management Information System (MIS)
6, Kawran Bazar, Dhaka- 1215
www.dgfpbd.org


Memo No. - DGFP/MIS/97/323(part-5)/2008/50/247

Date: 26 April' 2016.

Sub: Family Planning Monthly Logistics Report for the Month of February' 2016.

Family Planning Monthly Logistics Report for the Month of February' 2016 is sent herewith for your kind information & necessary action. This report is prepared on the basis of Form-7 submitted by Warehouses and Form-7B submitted by Upazila Family Planning Offices by using WIMS & UIMS operational tools. It provides useful information on monthly distribution and stock balance of all the major contraceptives & DDS Kits of Warehouse/Upazila Stores. A summary of important events happened during reporting month included in this report. For more information you are requested to visit at www.scmpbd.org web site.

Comments and suggestions for improvement of this report will be highly appreciated.



(A K M Mahbubur Rahman Joarder)

Director (MIS)

and

Line Director MIS-FP

Phone: 9146262

Mail: dirmisfp@gmail.com

Memo No. - DGFP/MIS/97/323(part-5)/2008/50/247/1(100)

Date: 26 April' 2016.

Copy of the report forwarded to:

1. Secretary, Ministry of Health & Family Welfare, Bangladesh Secretariat, Dhaka.
2. Additional Secretary, Ministry of Health & Family Welfare, Bangladesh Secretariat, Dhaka.
3. Joint Secretary (WHO)/ (Coordination), Ministry of Health & Family Welfare, Bangladesh Secretariat, Dhaka.
4. Joint Chief (Planning), Ministry of Health & Family Welfare, Bangladesh Secretariat (Clinic Building), Dhaka.
5. Joint Chief (Population & Planning wing), Planning commission, Sher-e-Bangla Nagar, Dhaka.
6. Joint Chief (Planning), Program Management and Monitoring Unit (PMMU), Azimpur, Dhaka-1205.
7. P.S. to the Honorable Minister, Ministry of Health and Family Welfare, Bangladesh Secretariat, Dhaka, for kind information of the Honorable Minister.
8. P.S. to the Honorable State Minister, Ministry of Health and Family Welfare, Bangladesh Secretariat, Dhaka, for kind information of the Honorable State Minister.
9. Director Administration, Directorate General of Family Planning, 6 Kawran Bazar, Dhaka 1215.
10. Director Logistics & Supply and Line Director (Procurement, Storage & Supply Management), Directorate General of Family Planning, 6 Kawran Bazar, Dhaka 1215.

11. Director Finance & Line Director (Family Planning Field Service Delivery Program), Directorate General of Family Planning, 6 Kawran Bazar, Dhaka 1215.
12. Director (IEM) & Line Director (Information, Education and Communication), Directorate General of Family Planning, 6 Kawran Bazar, Dhaka 1215.
13. Director Planning & Line Director (Program Monitoring and Evaluation), Directorate General of Family Planning, 6 Kawran Bazar, Dhaka 1215.
14. Line Director (Maternal, Child, Reproductive and Adolescent Health), Directorate General of Family Planning, 6 Kawran Bazar, Dhaka 1215.
15. Line Director (Clinical Contraception Services Delivery), Directorate General of Family Planning, 6 Kawran Bazar, Dhaka 1215.
16. Divisional Director, Family Planning, Dhaka / Chittagong / Rajshahi / Khulna / Sylhet / Barisal/ Rangpur Division.
17. Deputy Chief (FW)/ (Health), Ministry of Health & Family Welfare, Bangladesh Secretariat, Dhaka.
18. Additional Director (Drugs and Stores), Directorate General of Family Planning, Central Warehouse, Mohakhali, Dhaka.
19. Deputy Director, Family Planning, ----- District (Your are requested to take appropriate measures to ensure timely submission of Form 7B report from upazilas and send these to MIS Unit within 9th working day of the next month).
20. Supply Officer, Family Planning, ----- CWH/RWHs.
21. Country Director, SPS/MSH, House No.-28, Flat-W2, Road No.-63, Gulshan-2, Dhaka-1212.
22. Country Director, The World Bank, E-32, Agargaon, Sher-e-Banala Nagar, Dhaka-1207.
23. Team Leader, Population & Health Team, USAID, Madani Avenue, Baridhara, Dhaka.
24. Country Representative, UNFPA, IDB Bhaban, Agargaon, Sher-E-Bangla Nagar, Dhaka.
25. Managing Director, SMC, SMC Tower, 33 Banani C/A, Dhaka-1213.
26. Documentation Center, IEM Unit, Directorate General of Family Planning, 6 Kawran Bazar, Dhaka.
27. PA to Director General, Directorate General of Family Planning, 6, Kawran Bazar, Dhaka 1215.
28. Office copy, MIS, DGFP, 6 Kawran Bazar, Dhaka -1215.


(Ajoy Ratan Barua)
Deputy Director (MIS)

Table Of Contents

	Page
1. DGFP Stock Status Report	1-2
2. National Receipts Quantity by Product by Month	3
3. National Level Contraceptive Summary Report	4
4. Stock Status Report at Different Levels	5
5. Contraceptive Stock Status by Product at Upazila Store and Field	6-10
6. Contraceptive Stock Status by Product at Regional Warehouses/Upazila	11-31
7. Month-wise Consumption Trend	32-34
8. Report on Upazila and Warehouse Having Stock Out in last month	35

1. DGI

k Status Report		DGFP STOCK STATUS REPORT**																							
		February 2016 (Updated 27 February 2016)																							
Year		2016												2017											
Month		3	4	5	6	7	8	9	10	11	12	1	2	3	4	5	6	7	8	9	10	11	12		
Min.-Max.								Min						Max											
Product														2015-16 : 30m - 2 months											
Condom		CS (172.71m) - 14 months												2014-15 : 54.5m - 4 months				2015-16							
*AMC = 11.8m		2014-15: GoB (Rev): 150 m - 95.5 m received as of 29 February 2016; awaiting receipts 54.5 m; 2015-16: GoB (Rev): 30 m; awaiting receipt												2014-15 : 23.06m - 2 months											
Pill		CS (126.23m) - 14 months												2014-15				2015-16: Pool Fund:45m - 5 mon							
*AMC = 8.59m		2014-15: Pool Fund 60m (ICB); 18m (NCT); 54.94 m received as of 29 February 2016; 2015-16; awaiting receipt 5.06m: Pool Fund 45m												2014-15 - 0.04m : 2 months											
IUD		CS (0.653m) - 32 months																							
*AMC = 20,142		2013-14: Pool Fund 0.04m: Contract Signed - awaiting receipt												2015-16: 10.5m - 9 mont											
Injectables		CS (17.05m) - 15 months												2014-15 : 8.1m - 7 months											
*AMC = 1.12m		2014-15: Pool Fund 14m; GoB (Dev):2.5m: 8.4m received as of 29 Feb '16; awaiting receipts 8.1m; 2015-16: Pool Fund 7m; GoB (Dev):3.5m																							
Implant		CS (0.431m) - 14 months												2015-16 : 0.15m - 5 months											
*AMC = 29,883		2015-16 (Pool fund): 0.15m:												Legend:											
														Current Stock											
														To be received											
														Planned for FY 2015-16											
***DDS Kit		2015-16: GoV(Dev): 3,600 boxes; total receipt as of 29 February 2016												AMC = Average Monthly Consumption											
*AMC = 5,885		*** The 22 items of medicines of DDS kit will be procured as individual medicines instaed of Kit form.												BER = Bid Evaluation Report											
														CCGP = Cabinet Committee on Govt Purchase											
														CS = Current Stock											
														NOA = Notification of Award											
														NO = No Objection											
														TEC = Tender Evaluation Committee											
														ICB = International Competitive Bidding											
														NCT = National Competitive Tendering											
		*AMC is calculated based on past 12-months consumption																							
		**This report is generated using the "Pipeline Software" which considers "Projected Consumption"																							
		Data Sources: DGFP/L&S unit, DGFP LMIS web site - https://scmpbd.org/																							
		Central Warehouse WIMS data and Approved DGFP Procurement Plan																							

DGFP STOCK STATUS REPORT
(For Contraceptives and DDS Kits)
Month: February 2016 (*Updated 27 March 2016*)

CONDOM – Current national stock is 172.71 million pieces and this stock can be used up to April 2017.

- FY 2014-15 GoB (Rev): Procurement Process completed for 150 million pieces and 95.5 million pieces received as of 29 February 2016; waiting receipt 54.5 million pieces.
- Planned for FY 2015-16 GoB (Rev): 30 million pieces, contract signed; awaiting receipt.

PILL – Current national stock of Oral Contraceptive Pill is 126.23 million cycles which will go up to April 2017.

- 2014-15 (Pool fund): Procurement Process completed for 60m cycles (ICB) & 18 m cycles (NCT); 54.94 million cycles received as of 29 February 2016; awaiting receipts 23.06 million cycles.
- Planned for 2015-16: Pool Fund: 45 million cycles

IUD – Current national stock is 0.653 million pieces and this stock can be used up to October 2018.

- FY 2013-14 (Pool fund) -0.04 million pieces – Procurement Process completed; awaiting receipts.

INJECTABLES – Current stock of 17.05 million vials and that can be used up to May 2017.

- Procurement Process completed for 2014-15: Pool fund - 14m vials (ICB) & GoB Dev- 2.5m vials (NCB); 8.4 m received as of 29 February 2016; awaiting receipt 8.1m.
- Planned for 2015-16: Pool fund - 7m vials (ICB) & GoB Dev - 3.5m vials (NCT).

IMPLANT – Current stock is 0.431 million sets and this can be used up to April 2017.

- Planned for 2015-16: (Pool fund) 0.15m sets.

***DDS KITS**

- 2014-15: Pool fund - 0.070m boxes: World Bank did not accord No Objections on Bid Evaluation Report (BER) for this procurement.
- 2015-16: GoB (Dev) – 3,600 boxes (NCB) – Total quantity received.
(*The medicines under DDS Kit are not going to be procured in Kit form. Instead, individual medicines of 22 items will be procured from now on)

You can also download the previous reports from <http://www.scmpbd.org/>

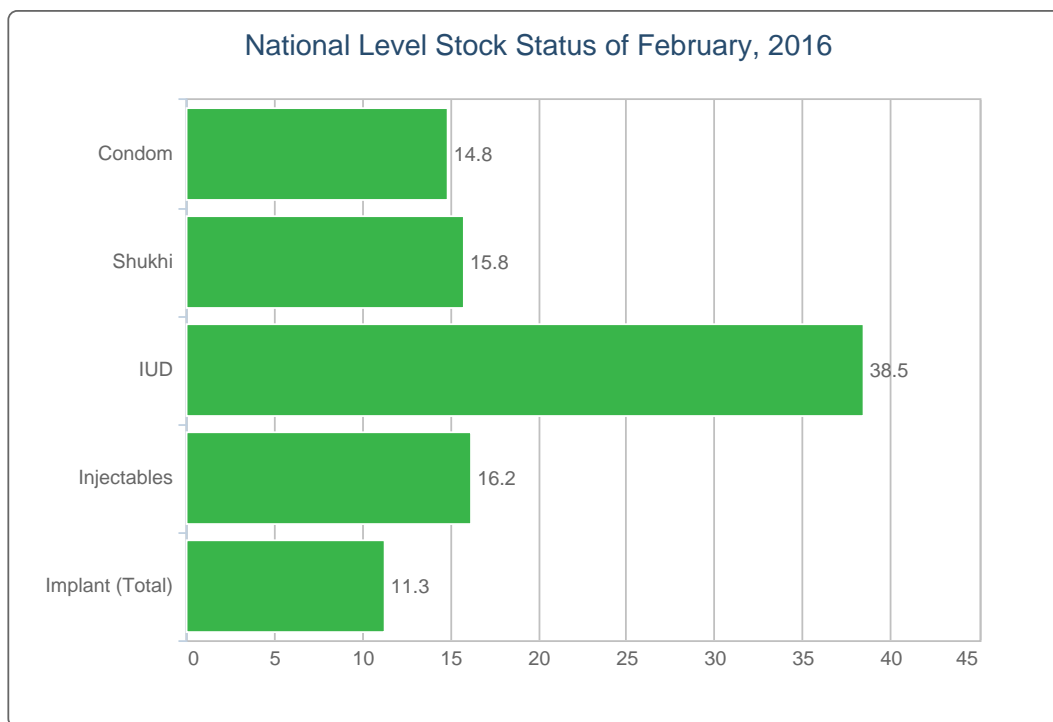
2. National Receipts Quantity by Product by Month

Contraceptive Received Report

Month: February, 2016

Item	Supplier	Receiver	Date Receipts	Qty	Remarks
Condom		Central Ware House, Mohakhali, Dhaka	29/02/16	3,516,000	
Total				3,516,000	
Implant		Central Ware House, Mohakhali, Dhaka	29/02/16	50,000	
Total				50,000	

3. National Level Contraceptive Summary Report

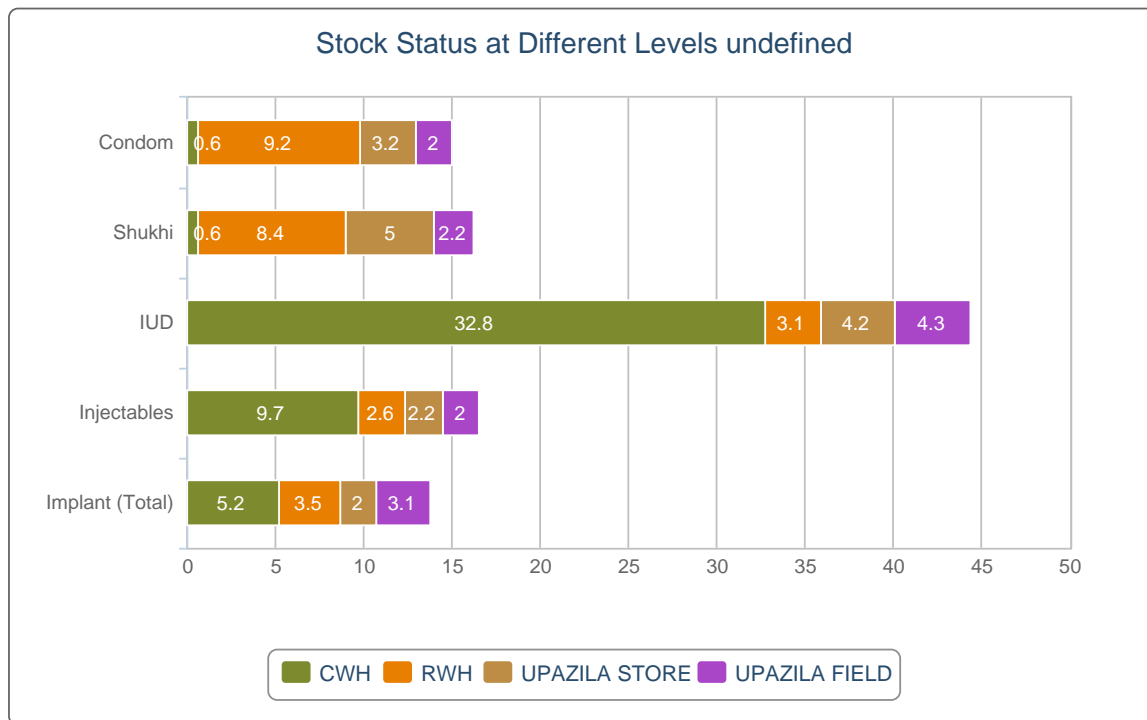


■ MOS less than 4.0
 ■ MOS 4.0 - 7.9
 ■ MOS 8.0 and above
 MOS = Month of Stock

National Level Stock Status of February, 2016

SL	Name of Products	Reported Consumption	Reported Closing Balance	Average Monthly Consumption	MOS
1	Condom	12,027,558	181,277,438	12,247,368	14.8
2	Shukhi	8,266,421	134,513,554	8,491,344	15.8
3	IUD	17,352	770,938	20,004	38.5
4	Injectables	1,099,043	18,144,888	1,119,171	16.2
5	Implant (Total)	29,920	412,026	36,399	11.3

4. Stock Status Report at Different Levels

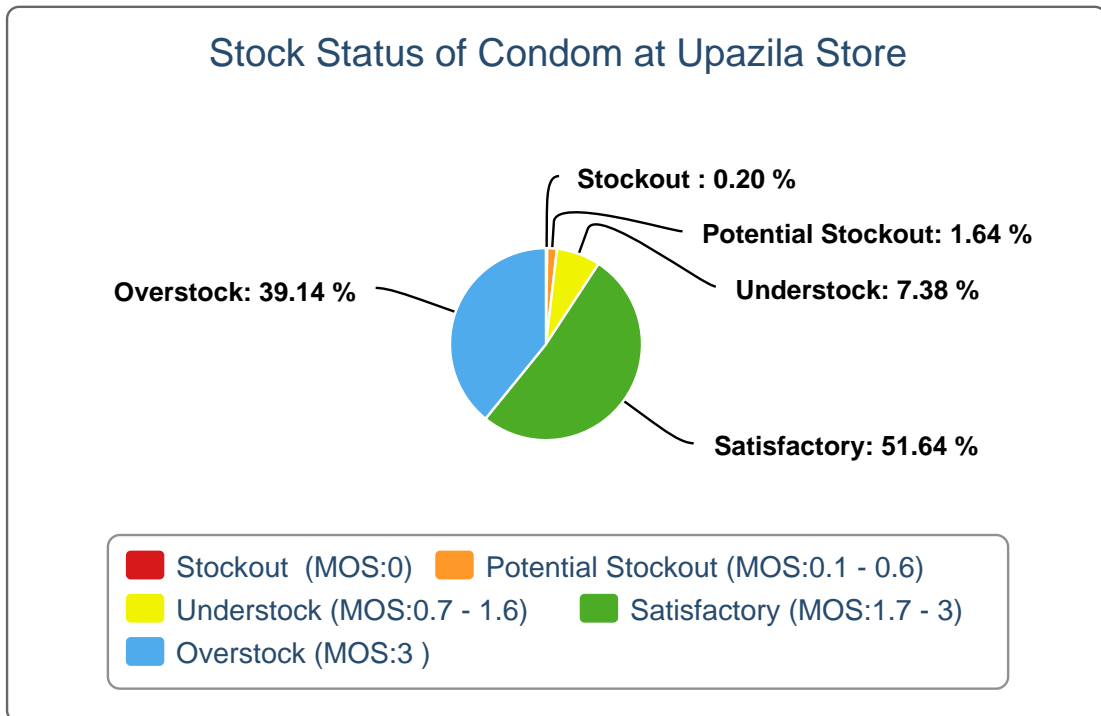


Stock Status at Different Levels February, 2016

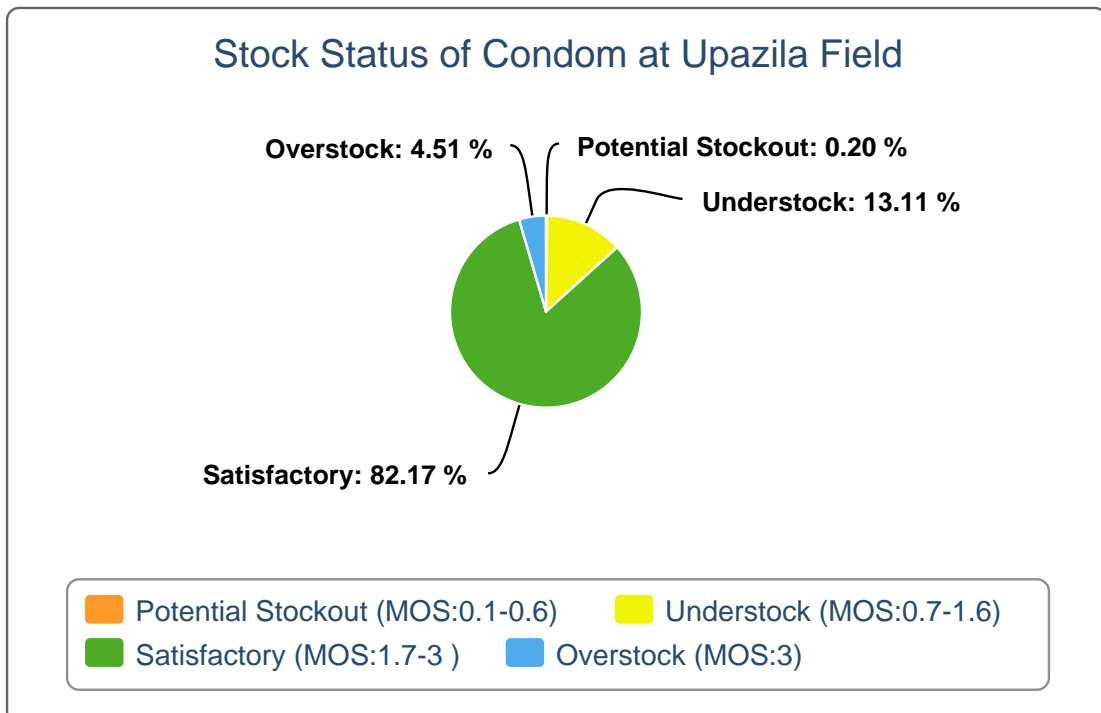
Products	Avg. Consump. of Last 6 Months	CWH Level	MOS	RWH Level	MOS	Upazila Level	MOS	Field Level	MOS	National Level	MOS
Condom	12,247,368	6,699,000	0.5	110,995,400	9.1	39,039,651	3.2	24,543,387	2	181,277,438	14.8
Shukhi	8,491,344	5,197,200	0.6	69,068,586	8.1	41,662,266	4.9	18,585,502	2.2	134,513,554	15.8
IUD	20,004	569,800	28.5	53,220	2.7	73,707	3.7	74,211	3.7	770,938	38.5
Injectables	1,119,171	10,636,000	9.5	2,845,900	2.5	2,448,690	2.2	2,214,298	2	18,144,888	16.2
Implant (Total)	36,399	155,517	4.3	103,764	2.9	58,986	1.6	93,759	2.6	412,026	11.3

5. Contraceptive Stock Status by Product at Upazila Store and Field

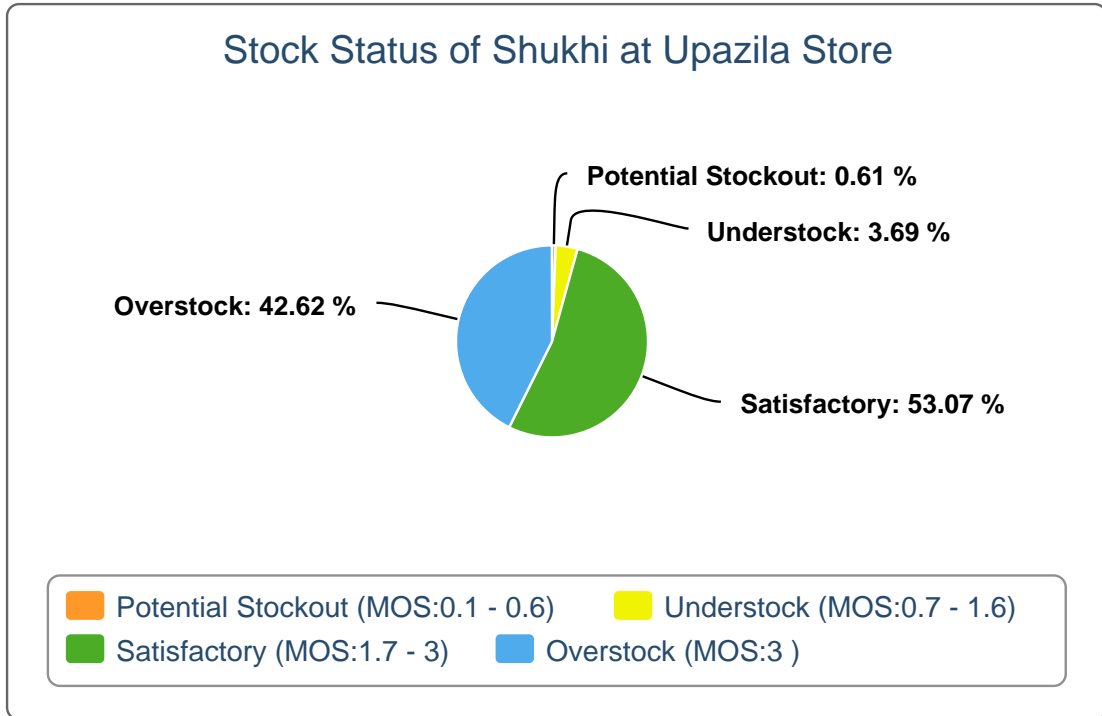
5(a).



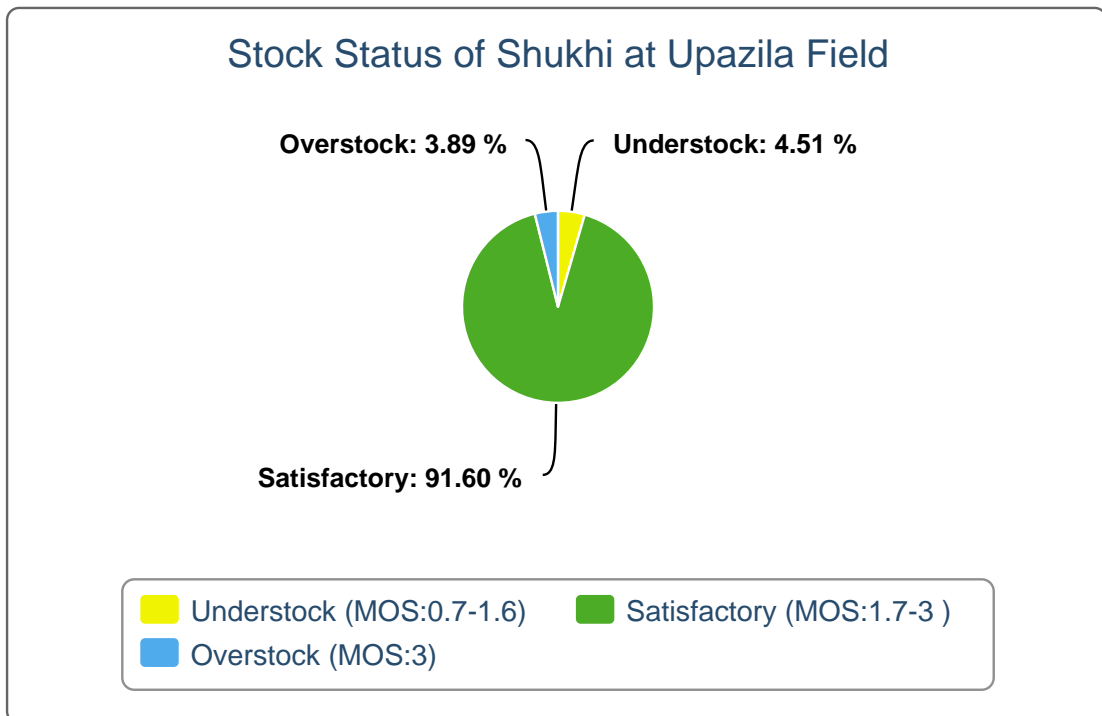
5(b).



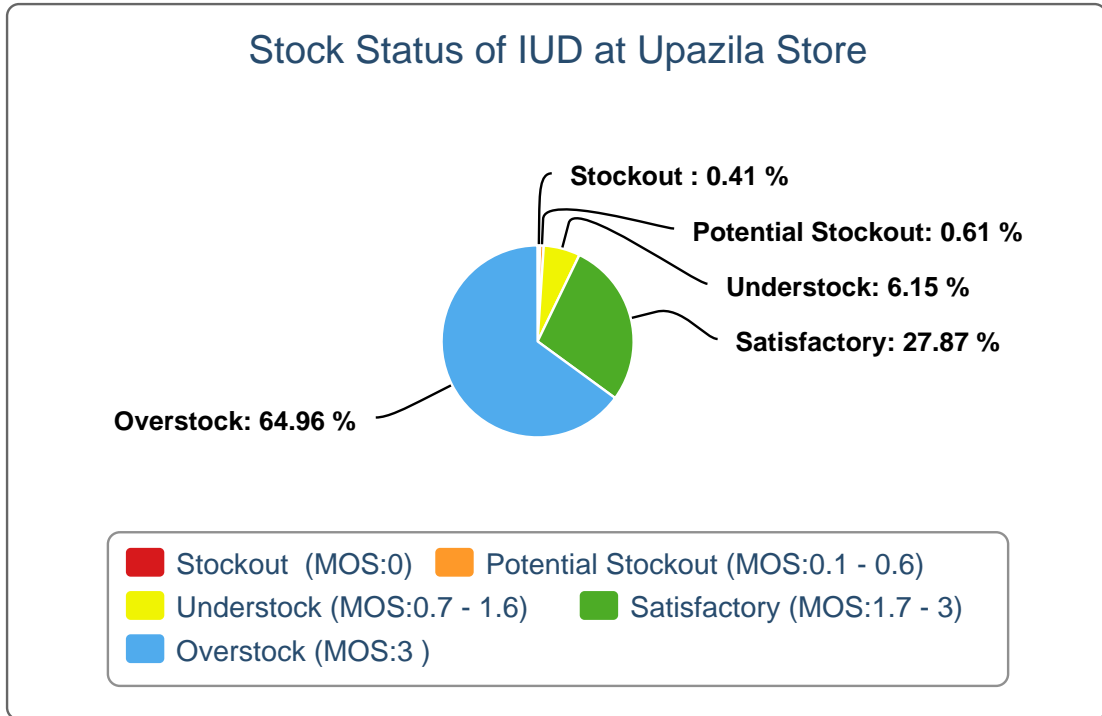
5(c).



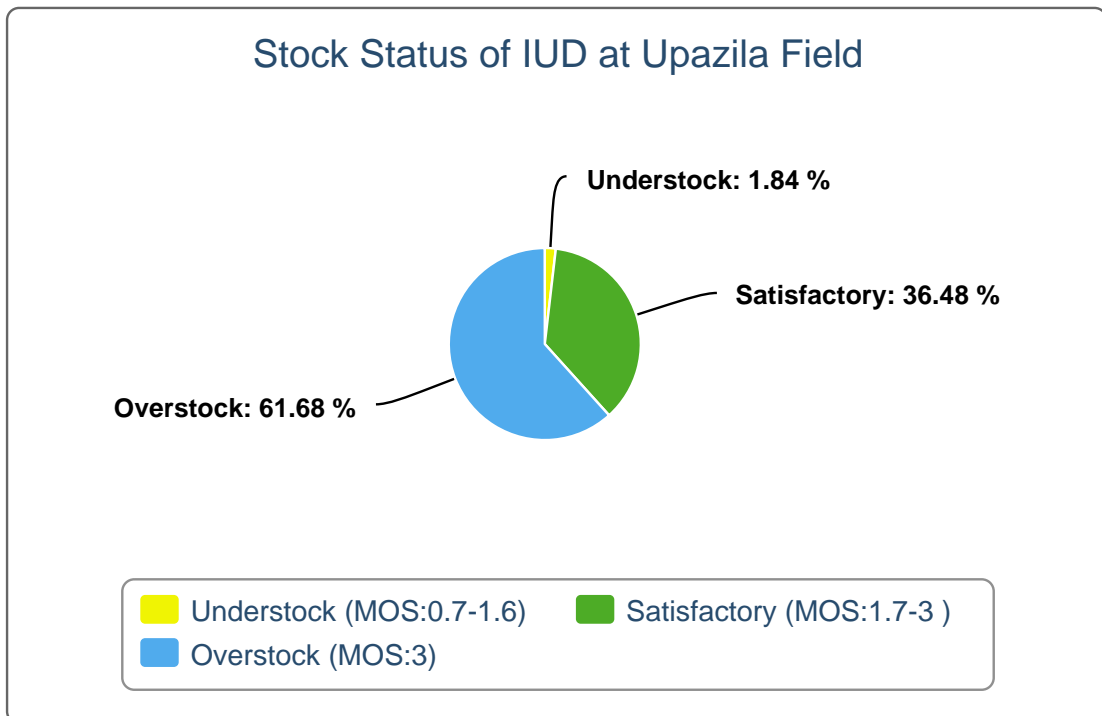
5(d).



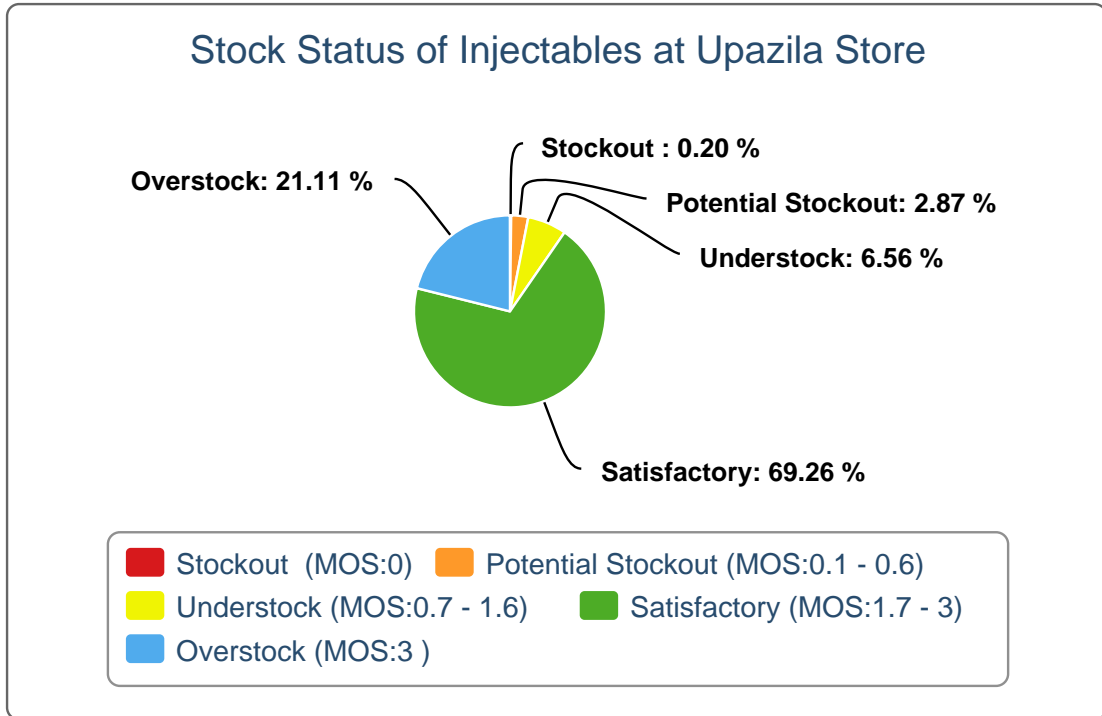
5(e).



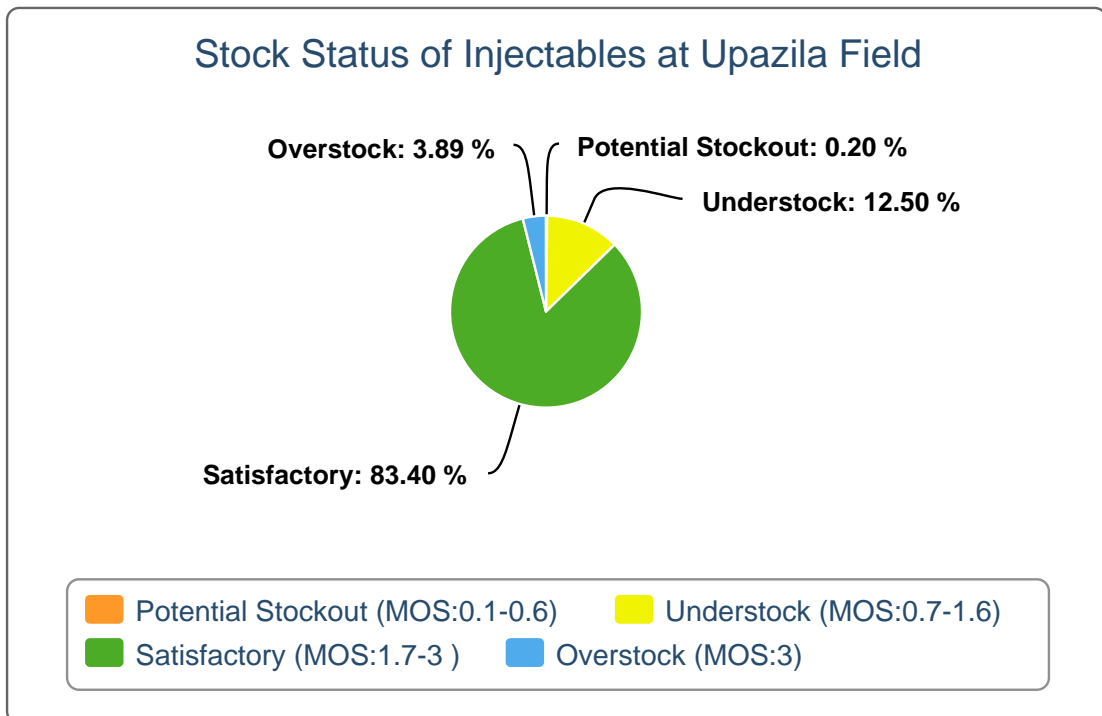
5(f).



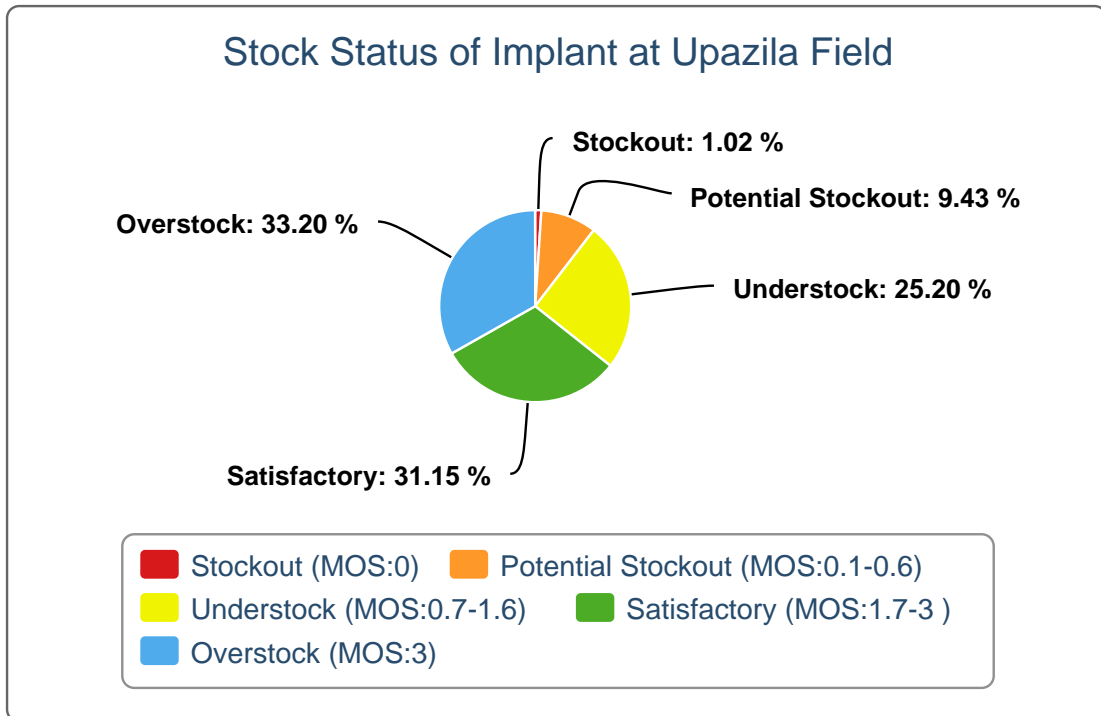
5(g).



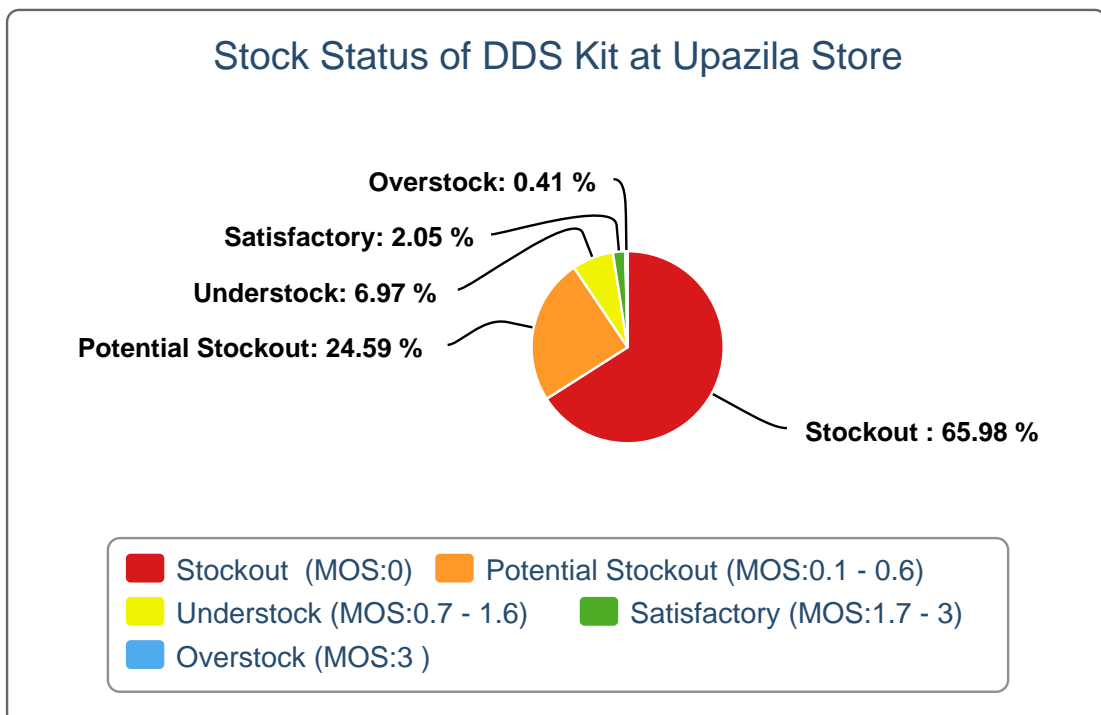
5(h).



5(i).



5(j).



6(a). Contraceptive Stock Status by Product at Regional Warehouses

SL	WH Name	Condom			Shukhi			IUD			Injectables			Implant		
		CBL	AMD	MOS	CBL	AMD	MOS	CBL	AMD	MOS	CBL	AMD	MOS	CBL	AMD	MOS
1	Bandarban RWH	96,000	29,310	3.3	48,960	20,845	2.3	500	122	4.1	10,000	3,744	2.7	264	155	1.7
2	Bhola RWH	240,000	157,925	1.5	914,400	107,625	8.5	650	349	1.9	90,000	45,243	2.0	4,351	557	7.8
3	Bogra RWH	8,357,000	622,361	13.4	11,456,640	469,150	24.4	1,100	774	1.4	129,600	41,542	3.1	3,398	2,572	1.3
4	Chittagong RWH	58,241,000	614,907	94.7	29,636,160	415,866	71.3	12,250	1,508	8.1	394,200	69,188	5.7	10,830	2,571	4.2
5	Comilla RWH	2,703,000	875,451	3.1	698,400	443,919	1.6	4,000	1,509	2.7	276,000	85,123	3.2	5,750	1,613	3.6
6	Dhaka CWH	6,699,000	1,968,457	3.4	5,197,200	963,757	5.4	569,800	3,167	179.9	10,636,000	128,723	82.6	155,517	3,538	44.0
7	Dinajpur RWH	1,998,000	223,429	8.9	1,378,080	375,190	3.7	1,700	673	2.5	146,000	44,857	3.3	6,396	2,014	3.2
8	Faridpur RWH	1,866,000	747,152	2.5	419,040	530,867	0.8	4,300	1,477	2.9	153,000	58,037	2.6	520	2,432	0.2
9	Jamalpur RWH	738,000	445,743	1.7	806,400	306,762	2.6	1,650	617	2.7	118,300	40,667	2.9	2,988	1,167	2.6
10	Jessore RWH	1,959,000	547,333	3.6	218,880	411,448	0.5	1,500	937	1.6	133,600	56,376	2.4	12,288	1,601	7.7
11	Khulna RWH	19,801,600	820,946	24.1	6,506,466	507,347	12.8	3,350	1,124	3.0	222,700	53,326	4.2	7,093	1,930	3.7
12	Kushtia RWH	1,062,000	396,452	2.7	1,281,600	214,269	6.0	921	301	3.1	117,500	40,053	2.9	4,044	692	5.8
13	Mymensingh RWH	2,250,000	939,087	2.4	2,708,640	914,534	3.0	3,500	1,477	2.4	164,500	61,962	2.7	6,588	3,202	2.1
14	Noakhali RWH	924,000	377,654	2.4	694,080	207,577	3.3	3,450	861	4.0	144,900	50,987	2.8	1,850	996	1.9
15	Pabna RWH	1,962,000	580,765	3.4	2,512,800	396,197	6.3	3,000	1,061	2.8	173,000	54,976	3.1	1,450	964	1.5
16	Patuakhali RWH	1,647,000	130,343	12.6	699,840	159,796	4.4	1,950	489	4.0	113,000	30,230	3.7	6,800	928	7.3
17	Rajshahi RWH	2,070,000	789,744	2.6	4,168,800	363,104	11.5	1,111	498	2.2	97,100	45,717	2.1	6,575	1,848	3.6
18	Rangamati RWH	331,800	60,725	5.5	82,440	37,353	2.2	288	87	3.3	7,500	3,710	2.0	48	216	0.2
19	Rangpur RWH	2,118,000	645,914	3.3	3,097,440	853,721	3.6	4,100	1,631	2.5	159,000	121,275	1.3	16,592	4,352	3.8
20	Sylhet RWH	1,830,000	812,231	2.3	688,320	452,142	1.5	2,200	797	2.8	121,000	52,292	2.3	1,939	2,014	1.0
21	Tangail RWH	801,000	461,439	1.7	1,051,200	339,875	3.1	1,700	545	3.1	75,000	31,143	2.4	4,000	1,037	3.9

6(b). Contraceptive Stock Status by Product at Upazila

SL	Warehouse Name	Upazila Name	Condom			Shukhi			IUD			Injectables			Implant		
			CBL	AMD	MOS	CBL	AMD	MOS	CBL	AMD	MOS	CBL	AMD	MOS	CBL	AMD	MOS
1	Bandarbon RWH	Alikadam	19,000	2,964	6.4	16,305	1,574	10.4	165	17	9.7	3,551	863	4.1	43	22	2.0
2	Bandarbon RWH	Bandarban Sadar	16,800	4,367	3.8	9,325	4,272	2.2	73	24	3.0	2,519	971	2.6	94	28	3.4
3	Bandarbon RWH	Lama	4,200	5,561	0.8	4,002	4,590	0.9	51	28	1.8	146	800	0.2	54	21	2.6
4	Bandarbon RWH	Naikhongchhari	19,600	6,618	3.0	11,715	5,732	2.0	102	24	4.3	3,338	752	4.4	47	25	1.9
5	Bandarbon RWH	Rowangchhari	5,100	2,497	2.0	4,380	1,535	2.9	47	6	7.8	250	171	1.5	32	13	2.5
6	Bandarbon RWH	Ruma	5,000	5,360	0.9	17,330	1,356	12.8	83	14	5.9	673	84	8.0	24	11	2.2
7	Bandarbon RWH	Thanchi	7,700	1,943	4.0	4,544	1,786	2.5	43	9	4.8	953	103	9.3	0	35	0.0
8	Bhola RWH	Bhola Sadar	39,600	19,370	2.0	33,570	15,644	2.1	139	79	1.8	18,040	7,495	2.4	128	163	0.8
9	Bhola RWH	Burhanuddin	15,500	7,699	2.0	18,285	10,390	1.8	115	30	3.8	5,565	2,681	2.1	0	69	0.0
10	Bhola RWH	Char Fasson	81,395	37,699	2.2	53,928	21,802	2.5	160	62	2.6	18,766	8,929	2.1	0	109	0.0
11	Bhola RWH	Daulat Khan	39,300	14,815	2.7	22,560	7,950	2.8	80	17	4.7	10,900	3,787	2.9	64	38	1.7
12	Bhola RWH	Hizla	30,500	12,294	2.5	14,935	7,142	2.1	110	21	5.2	6,390	2,632	2.4	100	8	12.5
13	Bhola RWH	Lalmohan	41,200	19,460	2.1	28,800	15,363	1.9	140	35	4.0	13,100	7,067	1.9	257	47	5.5
14	Bhola RWH	Manpura	9,800	7,438	1.3	8,145	3,219	2.5	49	14	3.5	2,993	2,160	1.4	12	18	0.7
15	Bhola RWH	Mehendiganj	34,500	16,908	2.0	29,220	13,171	2.2	136	35	3.9	11,596	5,082	2.3	0	64	0.0
16	Bhola RWH	Muladi	20,900	11,276	1.9	13,551	7,199	1.9	72	33	2.2	4,517	2,282	2.0	208	24	8.7
17	Bhola RWH	Tazumuddin	30,300	10,966	2.8	15,905	5,745	2.8	101	23	4.4	6,501	3,128	2.1	128	17	7.5
18	Bogra RWH	Adamdighi	362,300	15,511	23.4	85,050	10,756	7.9	85	26	3.3	1,336	604	2.2	0	37	0.0
19	Bogra RWH	Akkelpur	94,900	7,460	12.7	51,580	8,535	6.0	96	10	9.6	2,701	629	4.3	0	70	0.0
20	Bogra RWH	Atrai	171,700	17,311	9.9	111,200	13,016	8.5	108	12	9.0	1,651	556	3.0	0	23	0.0
21	Bogra RWH	Badalgachhi	32,000	17,301	1.8	42,515	16,346	2.6	80	15	5.3	4,718	2,328	2.0	0	55	0.0
22	Bogra RWH	Bogra Sadar	233,400	73,654	3.2	64,165	18,916	3.4	360	76	4.7	7,322	2,636	2.8	3	250	0.0
23	Bogra RWH	Dhamoirhat	470,784	12,667	37.2	515,693	11,148	46.3	45	12	3.8	5,250	1,314	4.0	0	28	0.0
24	Bogra RWH	Dhunat	139,100	30,344	4.6	130,736	22,474	5.8	147	46	3.2	5,472	2,649	2.1	0	130	0.0
25	Bogra RWH	Dhupchanchia	539,200	10,578	51.0	105,450	9,562	11.0	22	11	2.0	2,087	958	2.2	128	97	1.3

SL	Warehouse Name	Upazila Name	Condom			Shukhi			IUD			Injectables			Implant		
			CBL	AMD	MOS	CBL	AMD	MOS	CBL	AMD	MOS	CBL	AMD	MOS	CBL	AMD	MOS
26	Bogra RWH	Gabtali	71,200	36,852	1.9	40,410	20,183	2.0	52	14	3.7	7,001	3,195	2.2	0	112	0.0
27	Bogra RWH	Ghoraghat	57,900	7,625	7.6	39,885	9,507	4.2	95	24	4.0	2,302	547	4.2	128	44	2.9
28	Bogra RWH	Hakimpur	41,990	10,147	4.1	42,204	7,307	5.8	86	14	6.1	2,380	612	3.9	64	33	1.9
29	Bogra RWH	Joypurhat Sadar	57,000	29,432	1.9	35,340	17,578	2.0	105	42	2.5	3,900	1,909	2.0	258	110	2.3
30	Bogra RWH	Kahaloo	28,900	20,217	1.4	22,560	13,224	1.7	97	24	4.0	1,542	912	1.7	0	130	0.0
31	Bogra RWH	Kalai	36,100	8,683	4.2	1,357,290	9,397	144.4	105	17	6.2	3,523	788	4.5	0	44	0.0
32	Bogra RWH	Khetlal	25,200	6,821	3.7	16,650	5,301	3.1	54	12	4.5	2,069	347	6.0	0	57	0.0
33	Bogra RWH	Mahadebpur	88,300	16,251	5.4	74,310	22,546	3.3	58	23	2.5	2,733	1,258	2.2	0	67	0.0
34	Bogra RWH	Manda	34,000	17,511	1.9	74,160	33,943	2.2	180	74	2.4	4,270	2,216	1.9	0	124	0.0
35	Bogra RWH	Nandigram	38,000	12,124	3.1	41,520	17,775	2.3	109	21	5.2	1,828	504	3.6	0	31	0.0
36	Bogra RWH	Naogaon Sadar	83,900	39,006	2.2	54,180	26,700	2.0	44	28	1.6	5,318	2,449	2.2	0	102	0.0
37	Bogra RWH	Niamatpur	27,700	12,135	2.3	27,185	15,344	1.8	56	16	3.5	2,114	1,022	2.1	0	67	0.0
38	Bogra RWH	Panchbibi	53,600	16,324	3.3	48,540	9,339	5.2	127	20	6.4	3,291	583	5.6	128	175	0.7
39	Bogra RWH	Patnitala	187,800	8,800	21.3	438,840	10,863	40.4	106	11	9.6	3,555	554	6.4	0	86	0.0
40	Bogra RWH	Porsha	70,400	11,459	6.1	31,320	11,605	2.7	64	11	5.8	2,388	570	4.2	128	23	5.6
41	Bogra RWH	Raninagar	45,500	19,452	2.3	29,370	17,236	1.7	50	8	6.3	1,688	851	2.0	0	39	0.0
42	Bogra RWH	Sapahar	22,700	9,755	2.3	25,710	11,272	2.3	68	9	7.6	2,209	910	2.4	128	56	2.3
43	Bogra RWH	Sariakandi	42,300	19,837	2.1	22,260	11,664	1.9	118	43	2.7	3,304	1,824	1.8	0	121	0.0
44	Bogra RWH	Shajahanpur	91,200	50,652	1.8	39,330	19,599	2.0	71	33	2.2	2,741	1,465	1.9	0	92	0.0
45	Bogra RWH	Sherpur	62,600	33,763	1.9	323,660	20,983	15.4	129	48	2.7	3,903	2,008	1.9	0	112	0.0
46	Bogra RWH	Shibganj	56,700	30,415	1.9	261,165	27,533	9.5	70	22	3.2	7,800	4,025	1.9	0	152	0.0
47	Bogra RWH	Sonatola	44,900	20,274	2.2	41,535	19,498	2.1	100	52	1.9	2,735	1,319	2.1	0	105	0.0
48	Chittagong RWH	Anowara	475,300	15,708	30.3	38,190	13,476	2.8	86	56	1.5	2,317	1,010	2.3	316	85	3.7
49	Chittagong RWH	Banshkhali	40,100	25,758	1.6	30,610	18,592	1.6	24	42	0.6	2,854	2,646	1.1	0	135	0.0
50	Chittagong RWH	Boalkhali	180,200	8,852	20.4	31,269	11,653	2.7	98	35	2.8	1,278	560	2.3	700	100	7.0

SL	Warehouse Name	Upazila Name	Condom			Shukhi			IUD			Injectables			Implant		
			CBL	AMD	MOS	CBL	AMD	MOS	CBL	AMD	MOS	CBL	AMD	MOS	CBL	AMD	MOS
51	Chittagong RWH	Chakaria	90,900	22,137	4.1	48,570	21,672	2.2	186	81	2.3	9,811	5,195	1.9	458	105	4.4
52	Chittagong RWH	Chandanaish	48,800	13,626	3.6	45,570	12,331	3.7	143	61	2.3	2,113	994	2.1	420	85	4.9
53	Chittagong RWH	Cox's Bazar Sadar	64,300	32,643	2.0	204,840	18,681	11.0	115	37	3.1	7,656	3,853	2.0	72	42	1.7
54	Chittagong RWH	Dighinala	37,000	12,102	3.1	23,920	7,458	3.2	82	12	6.8	3,496	1,240	2.8	20	18	1.1
55	Chittagong RWH	Double Mooring	158,370	70,536	2.2	32,907	18,246	1.8	301	116	2.6	13,742	6,678	2.1	933	320	2.9
56	Chittagong RWH	Fatikchhari	113,300	36,775	3.1	358,455	21,619	16.6	144	61	2.4	6,659	3,115	2.1	300	205	1.5
57	Chittagong RWH	Hathazari	109,900	39,406	2.8	75,869	20,844	3.6	104	43	2.4	3,315	1,446	2.3	576	125	4.6
58	Chittagong RWH	Khagrachhari Sadar	36,500	7,590	4.8	24,840	6,791	3.7	24	20	1.2	3,280	1,014	3.2	28	28	1.0
59	Chittagong RWH	Kutubdia	13,700	5,501	2.5	18,757	5,490	3.4	0	11	0.0	1,387	1,621	0.9	0	66	0.0
60	Chittagong RWH	Lakshmichhari	11,200	2,303	4.9	10,845	2,784	3.9	63	17	3.7	509	168	3.0	0	7	0.0
61	Chittagong RWH	Lohagara	232,800	11,334	20.5	32,610	11,985	2.7	125	30	4.2	3,487	1,682	2.1	64	92	0.7
62	Chittagong RWH	Mahalchhari	16,300	4,663	3.5	12,962	4,095	3.2	27	6	4.5	1,498	444	3.4	0	13	0.0
63	Chittagong RWH	Maheshkhali	25,920	8,394	3.1	84,855	20,672	4.1	154	57	2.7	6,520	2,444	2.7	200	91	2.2
64	Chittagong RWH	Manikchhari	5,700	2,119	2.7	11,280	1,954	5.8	22	3	7.3	1,368	510	2.7	40	13	3.1
65	Chittagong RWH	Matiranga	42,000	13,428	3.1	27,645	9,268	3.0	55	17	3.2	2,425	1,171	2.1	100	17	5.9
66	Chittagong RWH	Mirsharai	63,400	14,414	4.4	58,380	15,422	3.8	202	66	3.1	6,206	2,897	2.1	0	116	0.0
67	Chittagong RWH	Panchhari	18,100	5,881	3.1	15,960	5,518	2.9	50	7	7.1	900	430	2.1	24	13	1.8
68	Chittagong RWH	Panchlaish	141,900	70,768	2.0	24,275	13,705	1.8	196	125	1.6	8,599	4,823	1.8	353	141	2.5
69	Chittagong RWH	Patiya	150,000	25,622	5.9	67,470	22,888	2.9	275	149	1.8	5,495	2,551	2.2	350	220	1.6
70	Chittagong RWH	Pekua	3,300	4,391	0.8	18,195	6,677	2.7	3	9	0.3	2,412	1,561	1.5	200	45	4.4
71	Chittagong RWH	Ramgarh	16,800	4,104	4.1	23,859	3,914	6.1	40	4	10.0	766	279	2.7	34	13	2.6
72	Chittagong RWH	Ramu	66,600	15,483	4.3	42,255	14,447	2.9	65	19	3.4	8,019	3,738	2.1	134	28	4.8
73	Chittagong RWH	Rangunia	86,300	29,613	2.9	43,560	17,071	2.6	158	78	2.0	4,083	1,881	2.2	200	94	2.1
74	Chittagong RWH	Raozan	90,300	33,084	2.7	39,165	17,111	2.3	189	82	2.3	2,822	1,458	1.9	252	61	4.1
75	Chittagong RWH	Sandwip	29,786	10,052	3.0	36,343	14,509	2.5	229	65	3.5	3,209	2,322	1.4	128	51	2.5

SL	Warehouse Name	Upazila Name	Condom			Shukhi			IUD			Injectables			Implant		
			CBL	AMD	MOS	CBL	AMD	MOS	CBL	AMD	MOS	CBL	AMD	MOS	CBL	AMD	MOS
76	Chittagong RWH	Satkania	44,910	13,382	3.4	31,512	11,825	2.7	113	64	1.8	3,018	1,391	2.2	0	85	0.0
77	Chittagong RWH	Sitakunda	75,100	28,715	2.6	55,220	18,131	3.0	118	77	1.5	4,628	2,167	2.1	200	105	1.9
78	Chittagong RWH	Teknaf	53,800	22,570	2.4	84,960	21,115	4.0	114	54	2.1	9,800	6,612	1.5	40	17	2.4
79	Chittagong RWH	Ukhia	12,500	3,953	3.2	31,012	5,922	5.2	73	4	18.3	2,663	1,287	2.1	100	35	2.9
80	Comilla RWH	Akhaura	84,000	11,715	7.2	60,780	7,156	8.5	113	18	6.3	3,102	1,019	3.0	103	34	3.0
81	Comilla RWH	Ashuganj	82,700	18,178	4.5	43,745	6,925	6.3	72	50	1.4	5,727	1,129	5.1	50	35	1.4
82	Comilla RWH	Banchhampur	155,600	28,327	5.5	77,355	11,182	6.9	206	56	3.7	7,746	3,237	2.4	300	48	6.3
83	Comilla RWH	Barura	301,400	33,963	8.9	68,168	22,576	3.0	130	44	3.0	1,130	3,856	0.3	50	35	1.4
84	Comilla RWH	Bijoyagar	293,100	25,191	11.6	98,985	12,156	8.1	217	24	9.0	7,790	2,184	3.6	100	24	4.2
85	Comilla RWH	Brahman Para	24,300	12,175	2.0	17,835	9,141	2.0	84	24	3.5	2,564	1,019	2.5	100	25	4.0
86	Comilla RWH	Brahmanbaria Sadar	248,600	55,692	4.5	93,630	16,795	5.6	220	71	3.1	6,674	3,773	1.8	250	94	2.7
87	Comilla RWH	Burichang	171,200	35,120	4.9	63,585	18,271	3.5	261	68	3.8	6,207	2,181	2.8	200	84	2.4
88	Comilla RWH	Chandina	94,700	30,068	3.1	91,815	16,939	5.4	203	40	5.1	7,074	3,134	2.3	500	27	18.5
89	Comilla RWH	Chandpur Sadar	44,800	18,812	2.4	14,835	16,113	0.9	98	81	1.2	1,334	3,158	0.4	200	74	2.7
90	Comilla RWH	Chauddagam	255,900	22,660	11.3	119,520	21,267	5.6	301	57	5.3	16,934	4,478	3.8	200	23	8.7
91	Comilla RWH	Comilla Adarsha Sadar	462,600	51,483	9.0	150,330	20,056	7.5	870	125	7.0	9,233	4,174	2.2	157	163	1.0
92	Comilla RWH	Comilla Sadar Dakshin	161,800	20,145	8.0	136,065	17,924	7.6	527	39	13.5	12,112	3,059	4.0	200	65	3.1
93	Comilla RWH	Daudkandi	236,200	28,927	8.2	68,835	13,858	5.0	381	86	4.4	7,337	2,575	2.8	0	52	0.0
94	Comilla RWH	Debidwar	255,000	27,542	9.3	106,905	20,875	5.1	256	130	2.0	5,018	3,526	1.4	300	34	8.8
95	Comilla RWH	Faridganj	224,000	23,210	9.7	118,749	13,842	8.6	384	39	9.8	12,220	3,090	4.0	300	82	3.7
96	Comilla RWH	Haim Char	34,500	4,020	8.6	18,105	4,958	3.7	202	8	25.3	2,981	864	3.5	25	13	1.9
97	Comilla RWH	Hajiganj	92,800	10,972	8.5	87,585	10,385	8.4	393	33	11.9	4,542	2,395	1.9	0	20	0.0
98	Comilla RWH	Homna	215,700	30,893	7.0	71,805	8,617	8.3	73	33	2.2	3,633	1,616	2.2	0	17	0.0
99	Comilla RWH	Kachua	235,800	29,711	7.9	73,545	14,378	5.1	108	49	2.2	41	4,086	0.0	200	28	7.1
100	Comilla RWH	Kasba	206,500	57,776	3.6	72,780	19,463	3.7	276	39	7.1	4,214	1,879	2.2	0	43	0.0

SL	Warehouse Name	Upazila Name	Condom			Shukhi			IUD			Injectables			Implant		
			CBL	AMD	MOS	CBL	AMD	MOS	CBL	AMD	MOS	CBL	AMD	MOS	CBL	AMD	MOS
101	Comilla RWH	Laksam	109,900	13,858	7.9	51,723	10,014	5.2	275	41	6.7	4,667	2,103	2.2	185	34	5.4
102	Comilla RWH	Manoharganj	128,500	13,587	9.5	22,085	9,514	2.3	478	18	26.6	3,846	1,640	2.3	170	42	4.0
103	Comilla RWH	Matlab Dakshin	241,900	12,601	19.2	88,200	7,703	11.5	810	25	32.4	9,031	2,573	3.5	903	42	21.5
104	Comilla RWH	Matlab Uttar	166,300	20,156	8.3	111,425	15,164	7.3	600	27	22.2	21,464	2,097	10.2	300	63	4.8
105	Comilla RWH	Meghna	77,900	6,300	12.4	35,125	4,195	8.4	97	8	12.1	3,306	1,053	3.1	57	8	7.1
106	Comilla RWH	Muradnagar	364,100	68,324	5.3	83,025	28,582	2.9	542	95	5.7	4,521	4,959	0.9	600	149	4.0
107	Comilla RWH	Nabinagar	461,100	56,091	8.2	118,140	16,400	7.2	597	44	13.6	19,028	3,290	5.8	250	69	3.6
108	Comilla RWH	Nangalkot	113,300	36,567	3.1	38,040	11,601	3.3	171	34	5.0	12,977	3,003	4.3	150	49	3.1
109	Comilla RWH	Nasirnagar	134,200	22,829	5.9	59,070	13,446	4.4	90	24	3.8	4,301	1,613	2.7	400	31	12.9
110	Comilla RWH	Sarail	337,300	30,928	10.9	121,260	11,794	10.3	137	43	3.2	4,162	2,177	1.9	100	70	1.4
111	Comilla RWH	Shahrasti	73,300	4,450	16.5	52,755	6,982	7.6	108	15	7.2	6,219	2,775	2.2	50	18	2.8
112	Comilla RWH	Titas	120,000	13,180	9.1	72,373	5,647	12.8	229	21	10.9	5,300	1,408	3.8	100	18	5.6
113	Dhaka CWH	Araihazar	74,200	16,606	4.5	46,211	22,773	2.0	225	106	2.1	9,140	4,637	2.0	0	111	0.0
114	Dhaka CWH	Bandar	94,200	54,064	1.7	37,035	19,686	1.9	202	53	3.8	4,525	2,307	2.0	150	91	1.6
115	Dhaka CWH	Belabo	29,800	16,363	1.8	26,610	12,673	2.1	191	14	13.6	3,176	1,506	2.1	100	59	1.7
116	Dhaka CWH	Daulatpur	35,600	15,753	2.3	26,745	13,102	2.0	280	20	14.0	2,763	1,457	1.9	257	43	6.0
117	Dhaka CWH	Dhamrai	42,500	27,029	1.6	239,400	25,932	9.2	113	171	0.7	2,366	2,124	1.1	0	145	0.0
118	Dhaka CWH	Dohar	28,452	16,740	1.7	14,208	6,928	2.1	420	18	23.3	1,288	714	1.8	0	55	0.0
119	Dhaka CWH	Gazaria	25,300	9,108	2.8	18,425	7,626	2.4	137	21	6.5	1,334	747	1.8	15	12	1.3
120	Dhaka CWH	Gazipur Sadar	133,000	88,954	1.5	75,690	40,095	1.9	279	126	2.2	6,218	3,065	2.0	0	103	0.0
121	Dhaka CWH	Ghior	245,400	27,337	9.0	257,920	11,981	21.5	219	23	9.5	2,156	1,263	1.7	0	60	0.0
122	Dhaka CWH	Harirampur	45,000	16,417	2.7	19,215	6,818	2.8	114	23	5.0	1,697	843	2.0	0	42	0.0
123	Dhaka CWH	Kaliakair	47,000	24,341	1.9	40,350	22,207	1.8	102	30	3.4	2,592	1,041	2.5	172	111	1.5
124	Dhaka CWH	Kaliganj	93,000	40,163	2.3	40,485	19,268	2.1	69	48	1.4	2,483	1,260	2.0	0	20	0.0
125	Dhaka CWH	Kapasia	115,700	26,591	4.4	298,010	21,330	14.0	121	46	2.6	3,082	1,122	2.7	0	27	0.0

SL	Warehouse Name	Upazila Name	Condom			Shukhi			IUD			Injectables			Implant		
			CBL	AMD	MOS	CBL	AMD	MOS	CBL	AMD	MOS	CBL	AMD	MOS	CBL	AMD	MOS
126	Dhaka CWH	Keraniganj	100,458	59,244	1.7	434,959	32,869	13.2	377	125	3.0	8,130	4,685	1.7	2,012	131	15.4
127	Dhaka CWH	Lohajang	48,000	22,538	2.1	22,320	11,067	2.0	84	33	2.5	2,021	1,032	2.0	0	31	0.0
128	Dhaka CWH	Manikganj Sadar	82,200	43,785	1.9	42,750	18,321	2.3	393	41	9.6	5,436	2,852	1.9	228	90	2.5
129	Dhaka CWH	Manohardi	100,400	31,858	3.2	673,378	16,184	41.6	300	95	3.2	8,150	2,677	3.0	0	22	0.0
130	Dhaka CWH	Mirpur	117,100	225,546	0.5	121,620	54,391	2.2	832	518	1.6	31,760	15,420	2.1	210	422	0.5
131	Dhaka CWH	Munshiganj Sadar	71,800	35,842	2.0	49,365	20,687	2.4	120	33	3.6	4,751	2,161	2.2	200	62	3.2
132	Dhaka CWH	Narayanganj Sadar	279,800	135,763	2.1	117,480	60,142	2.0	459	137	3.4	20,489	10,348	2.0	450	194	2.3
133	Dhaka CWH	Narsingdi Sadar	114,935	97,220	1.2	41,559	58,497	0.7	183	124	1.5	20,667	11,103	1.9	1,128	115	9.8
134	Dhaka CWH	Nawabganj	40,300	21,228	1.9	37,530	14,811	2.5	125	32	3.9	1,880	829	2.3	0	53	0.0
135	Dhaka CWH	Palash	28,400	12,577	2.3	23,430	11,488	2.0	124	31	4.0	3,304	1,598	2.1	0	55	0.0
136	Dhaka CWH	Roypura	185,100	82,078	2.3	54,255	24,997	2.2	269	106	2.5	10,576	4,790	2.2	192	32	6.0
137	Dhaka CWH	Rupganj	140,977	47,338	3.0	108,520	35,513	3.1	213	114	1.9	7,431	3,884	1.9	0	68	0.0
138	Dhaka CWH	Saturia	72,700	9,882	7.4	50,970	8,823	5.8	180	34	5.3	5,200	916	5.7	0	31	0.0
139	Dhaka CWH	Savar	116,000	81,755	1.4	96,345	38,566	2.5	319	96	3.3	8,819	3,042	2.9	400	98	4.1
140	Dhaka CWH	Serajdikhan	112,300	26,334	4.3	68,800	19,708	3.5	275	47	5.9	5,374	1,639	3.3	600	62	9.7
141	Dhaka CWH	Shibalaya	176,636	20,384	8.7	181,173	10,262	17.7	84	22	3.8	5,582	1,760	3.2	128	61	2.1
142	Dhaka CWH	Shibpur	78,300	34,351	2.3	152,489	19,109	8.0	247	75	3.3	7,768	2,708	2.9	320	73	4.4
143	Dhaka CWH	Singair	211,300	27,955	7.6	103,195	13,793	7.5	141	37	3.8	2,697	1,295	2.1	308	59	5.2
144	Dhaka CWH	Sonargaon	230,399	31,829	7.2	149,670	24,296	6.2	113	48	2.4	7,217	3,468	2.1	0	84	0.0
145	Dhaka CWH	Sreenagar	326,380	41,272	7.9	128,360	24,345	5.3	317	78	4.1	7,779	1,647	4.7	0	43	0.0
146	Dhaka CWH	Sreepur	80,600	45,470	1.8	161,397	35,260	4.6	222	42	5.3	4,690	2,284	2.1	0	104	0.0
147	Dhaka CWH	Tejgaon	752,200	361,720	2.1	326,710	148,276	2.2	1,300	491	2.6	46,766	23,695	2.0	474	603	0.8
148	Dhaka CWH	Tongi	144,300	79,481	1.8	219,450	21,999	10.0	150	86	1.7	4,400	2,238	2.0	410	147	2.8
149	Dhaka CWH	Tongibari	44,500	13,541	3.3	28,890	9,934	2.9	92	23	4.0	1,086	566	1.9	0	19	0.0
150	Dinajpur RWH	Atwari	10,500	7,952	1.3	35,402	12,786	2.8	56	16	3.5	1,880	1,244	1.5	0	31	0.0

SL	Warehouse Name	Upazila Name	Condom			Shukhi			IUD			Injectables			Implant		
			CBL	AMD	MOS	CBL	AMD	MOS	CBL	AMD	MOS	CBL	AMD	MOS	CBL	AMD	MOS
151	Dinajpur RWH	Baliadangi	26,000	4,901	5.3	60,765	13,666	4.4	91	9	10.1	4,327	2,914	1.5	0	67	0.0
152	Dinajpur RWH	Biral	30,400	11,617	2.6	95,460	17,452	5.5	127	25	5.1	4,676	1,555	3.0	300	85	3.5
153	Dinajpur RWH	Birampur	15,300	7,453	2.1	47,520	8,206	5.8	45	31	1.5	2,251	464	4.9	0	59	0.0
154	Dinajpur RWH	Birganj	40,300	9,173	4.4	61,755	26,052	2.4	101	48	2.1	3,549	1,996	1.8	0	191	0.0
155	Dinajpur RWH	Bochaganj	21,200	6,076	3.5	47,397	13,453	3.5	117	27	4.3	3,075	958	3.2	0	39	0.0
156	Dinajpur RWH	Boda	20,200	7,792	2.6	70,770	18,600	3.8	128	33	3.9	4,519	2,329	1.9	0	174	0.0
157	Dinajpur RWH	Chirirbandar	35,400	6,619	5.3	74,715	17,685	4.2	71	18	3.9	3,268	1,483	2.2	0	72	0.0
158	Dinajpur RWH	Debiganj	36,600	14,137	2.6	67,035	30,329	2.2	165	53	3.1	8,960	3,725	2.4	0	87	0.0
159	Dinajpur RWH	Dinajpur Sadar	72,900	37,956	1.9	61,140	28,515	2.1	119	30	4.0	9,057	4,546	2.0	0	142	0.0
160	Dinajpur RWH	Fulbari	19,100	6,486	2.9	77,490	8,878	8.7	36	17	2.1	1,349	367	3.7	0	79	0.0
161	Dinajpur RWH	Haripur	15,900	6,022	2.6	27,210	11,539	2.4	29	5	5.8	556	1,515	0.4	0	53	0.0
162	Dinajpur RWH	Kaharole	20,400	4,056	5.0	47,304	10,626	4.5	136	9	15.1	2,349	1,091	2.2	0	91	0.0
163	Dinajpur RWH	Khansama	19,100	5,190	3.7	39,990	15,104	2.6	63	12	5.3	4,379	1,456	3.0	200	118	1.7
164	Dinajpur RWH	Nawabganj	18,400	10,759	1.7	40,755	15,985	2.5	53	25	2.1	2,819	1,859	1.5	0	69	0.0
165	Dinajpur RWH	Panchagarh Sadar	32,200	10,236	3.1	82,890	21,669	3.8	138	21	6.6	6,407	3,103	2.1	0	70	0.0
166	Dinajpur RWH	Parbatipur	64,900	27,575	2.4	80,033	24,895	3.2	293	159	1.8	6,573	3,353	2.0	128	99	1.3
167	Dinajpur RWH	Pirganj	28,900	7,041	4.1	60,915	18,500	3.3	74	18	4.1	5,740	2,200	2.6	128	68	1.9
168	Dinajpur RWH	Ranisankail	22,300	5,858	3.8	42,420	15,155	2.8	40	22	1.8	5,060	1,794	2.8	0	80	0.0
169	Dinajpur RWH	Tentulia	54,100	4,889	11.1	60,762	7,118	8.5	100	26	3.8	3,135	576	5.4	0	25	0.0
170	Dinajpur RWH	Thakurgaon Sadar	56,800	21,641	2.6	122,760	38,977	3.1	90	69	1.3	12,500	6,329	2.0	0	315	0.0
171	Faridpur RWH	Agailjhara	17,210	8,532	2.0	18,517	9,131	2.0	150	19	7.9	1,763	591	3.0	0	47	0.0
172	Faridpur RWH	Alfadanga	21,820	22,305	1.0	38,044	7,880	4.8	209	13	16.1	3,306	902	3.7	0	15	0.0
173	Faridpur RWH	Babuganj	18,600	5,227	3.6	29,400	7,446	3.9	142	36	3.9	2,039	742	2.7	0	48	0.0
174	Faridpur RWH	Baliakandi	62,100	27,121	2.3	41,205	18,487	2.2	119	37	3.2	3,542	1,448	2.4	0	61	0.0
175	Faridpur RWH	Banari Para	16,600	6,343	2.6	18,512	8,929	2.1	120	26	4.6	2,146	705	3.0	64	62	1.0

SL	Warehouse Name	Upazila Name	Condom			Shukhi			IUD			Injectables			Implant		
			CBL	AMD	MOS	CBL	AMD	MOS	CBL	AMD	MOS	CBL	AMD	MOS	CBL	AMD	MOS
176	Faridpur RWH	Barisal Sadar (kotwali)	83,800	39,601	2.1	47,335	23,137	2.0	174	63	2.8	8,404	4,311	1.9	13	126	0.1
177	Faridpur RWH	Bhanga	102,200	24,490	4.2	35,050	16,780	2.1	379	67	5.7	2,565	909	2.8	256	39	6.6
178	Faridpur RWH	Bhedarganj	32,400	14,943	2.2	21,840	10,324	2.1	107	38	2.8	4,218	2,228	1.9	64	50	1.3
179	Faridpur RWH	Boalmari	68,800	29,444	2.3	41,680	16,144	2.6	220	41	5.4	6,922	1,626	4.3	256	38	6.7
180	Faridpur RWH	Char Bhadrasan	19,000	8,274	2.3	7,344	3,039	2.4	99	16	6.2	1,059	248	4.3	0	20	0.0
181	Faridpur RWH	Damudya	20,100	8,189	2.5	19,755	5,747	3.4	47	18	2.6	1,873	680	2.8	64	17	3.8
182	Faridpur RWH	Faridpur Sadar	91,300	56,834	1.6	55,265	23,567	2.3	287	70	4.1	8,701	3,637	2.4	0	137	0.0
183	Faridpur RWH	Gaurnadi	34,400	9,296	3.7	28,675	9,814	2.9	114	30	3.8	5,718	1,064	5.4	108	43	2.5
184	Faridpur RWH	Goalanda	49,900	23,014	2.2	23,325	7,560	3.1	124	16	7.8	4,790	1,704	2.8	64	59	1.1
185	Faridpur RWH	Gopalganj Sadar	108,200	36,195	3.0	60,245	19,109	3.2	163	66	2.5	6,605	1,551	4.3	320	51	6.3
186	Faridpur RWH	Gosairhat	28,300	17,128	1.7	23,160	11,532	2.0	242	70	3.5	2,467	1,201	2.1	320	19	16.8
187	Faridpur RWH	Jhalokati Sadar	35,800	10,977	3.3	26,400	9,825	2.7	159	33	4.8	3,075	999	3.1	128	68	1.9
188	Faridpur RWH	Kalkini	29,900	14,302	2.1	31,815	15,745	2.0	157	32	4.9	3,169	1,527	2.1	128	89	1.4
189	Faridpur RWH	Kashiani	88,000	28,289	3.1	60,635	18,661	3.2	273	32	8.5	7,540	1,658	4.5	192	36	5.3
190	Faridpur RWH	Kotalipara	57,000	10,559	5.4	51,315	16,658	3.1	155	13	11.9	2,381	748	3.2	0	72	0.0
191	Faridpur RWH	Madaripur Sadar	51,100	20,176	2.5	48,105	22,991	2.1	183	92	2.0	8,498	4,804	1.8	320	152	2.1
192	Faridpur RWH	Madhukhali	41,700	18,924	2.2	36,345	17,586	2.1	177	43	4.1	4,061	1,778	2.3	0	53	0.0
193	Faridpur RWH	Muksudpur	74,600	40,007	1.9	59,227	31,377	1.9	227	57	4.0	4,917	2,310	2.1	256	48	5.3
194	Faridpur RWH	Nagarkanda	45,200	21,730	2.1	31,255	14,582	2.1	85	36	2.4	2,225	865	2.6	64	51	1.3
195	Faridpur RWH	Naria	46,000	14,136	3.3	37,580	12,137	3.1	231	40	5.8	2,902	1,080	2.7	0	45	0.0
196	Faridpur RWH	Nesarabad (swarupkati)	18,100	8,247	2.2	29,190	11,301	2.6	124	29	4.3	2,815	976	2.9	0	63	0.0
197	Faridpur RWH	Pangsha	165,100	40,127	4.1	73,040	30,054	2.4	186	66	2.8	5,990	3,602	1.7	384	191	2.0
198	Faridpur RWH	Rajbari Sadar	60,100	31,415	1.9	40,050	17,899	2.2	232	111	2.1	5,300	2,777	1.9	256	216	1.2
199	Faridpur RWH	Rajoir	38,800	19,253	2.0	36,135	16,716	2.2	79	32	2.5	3,570	1,844	1.9	0	74	0.0
200	Faridpur RWH	Sadarpur	24,200	14,946	1.6	40,031	8,190	4.9	237	26	9.1	2,029	838	2.4	0	39	0.0

SL	Warehouse Name	Upazila Name	Condom			Shukhi			IUD			Injectables			Implant		
			CBL	AMD	MOS	CBL	AMD	MOS	CBL	AMD	MOS	CBL	AMD	MOS	CBL	AMD	MOS
201	Faridpur RWH	Saltha	33,000	14,664	2.3	23,445	10,935	2.1	54	51	1.1	2,458	793	3.1	128	49	2.6
202	Faridpur RWH	Shariatpur Sadar	32,800	16,881	1.9	26,921	10,292	2.6	131	45	2.9	3,927	1,612	2.4	128	53	2.4
203	Faridpur RWH	Shib Char	70,000	32,942	2.1	48,960	27,717	1.8	200	30	6.7	6,100	3,122	2.0	0	110	0.0
204	Faridpur RWH	Tungipara	62,100	18,551	3.3	37,997	11,672	3.3	108	14	7.7	2,466	820	3.0	64	22	2.9
205	Faridpur RWH	Wazirpur	39,400	14,072	2.8	42,525	15,791	2.7	148	25	5.9	3,605	1,201	3.0	128	111	1.2
206	Faridpur RWH	Zanjira	42,200	20,018	2.1	24,390	12,112	2.0	73	44	1.7	2,979	1,136	2.6	0	58	0.0
207	Jamalpur RWH	Bakshiganj	38,500	18,132	2.1	44,550	14,362	3.1	125	30	4.2	2,280	1,113	2.0	128	50	2.6
208	Jamalpur RWH	Char Rajibpur	121,400	44,918	2.7	54,577	7,569	7.2	100	15	6.7	3,086	1,509	2.0	256	41	6.2
209	Jamalpur RWH	Dewanganj	62,500	31,394	2.0	48,000	18,419	2.6	55	39	1.4	7,407	3,659	2.0	100	61	1.6
210	Jamalpur RWH	Islampur	82,400	39,031	2.1	74,989	28,295	2.7	77	48	1.6	8,145	3,178	2.6	266	68	3.9
211	Jamalpur RWH	Jamalpur Sadar	108,700	57,872	1.9	93,433	46,658	2.0	218	102	2.1	12,308	5,986	2.1	900	247	3.6
212	Jamalpur RWH	Jhenaigati	119,500	14,780	8.1	90,195	16,900	5.3	0	12	0.0	2,753	1,365	2.0	64	57	1.1
213	Jamalpur RWH	Madarganj	79,900	19,514	4.1	72,645	16,025	4.5	125	68	1.8	2,400	1,115	2.2	508	63	8.1
214	Jamalpur RWH	Melandaha	59,200	32,036	1.8	67,080	24,586	2.7	100	54	1.9	7,500	3,291	2.3	400	43	9.3
215	Jamalpur RWH	Nakla	286,300	13,443	21.3	263,445	16,999	15.5	119	23	5.2	3,712	1,823	2.0	214	94	2.3
216	Jamalpur RWH	Nalitabari	95,300	23,850	4.0	52,665	20,825	2.5	59	26	2.3	3,362	1,674	2.0	192	95	2.0
217	Jamalpur RWH	Raumari	108,900	46,725	2.3	44,625	13,553	3.3	65	26	2.5	5,235	2,658	2.0	172	49	3.5
218	Jamalpur RWH	Sarishabari	117,000	31,146	3.8	109,020	24,775	4.4	171	60	2.9	4,389	2,141	2.0	0	91	0.0
219	Jamalpur RWH	Sherpur Sadar	91,700	47,549	1.9	95,905	36,112	2.7	243	103	2.4	16,640	8,932	1.9	48	125	0.4
220	Jamalpur RWH	Sreebardi	201,900	25,353	8.0	191,550	21,684	8.8	77	11	7.0	4,114	2,223	1.9	256	83	3.1
221	Jessore RWH	Abhaynagar	50,600	24,786	2.0	24,885	12,734	2.0	120	32	3.8	6,561	3,015	2.2	64	63	1.0
222	Jessore RWH	Bagher Para	72,000	32,778	2.2	33,565	15,001	2.2	209	57	3.7	4,500	1,995	2.3	0	99	0.0
223	Jessore RWH	Chaugachha	89,300	23,746	3.8	66,915	12,974	5.2	240	15	16.0	7,039	1,755	4.0	128	41	3.1
224	Jessore RWH	Harinakunda	33,700	8,580	3.9	36,265	17,068	2.1	70	21	3.3	2,205	1,179	1.9	64	88	0.7
225	Jessore RWH	Jessore Sadar	208,600	92,340	2.3	72,555	50,594	1.4	369	76	4.9	18,757	8,412	2.2	314	169	1.9

SL	Warehouse Name	Upazila Name	Condom			Shukhi			IUD			Injectables			Implant		
			CBL	AMD	MOS	CBL	AMD	MOS	CBL	AMD	MOS	CBL	AMD	MOS	CBL	AMD	MOS
226	Jessore RWH	Jhenaidah Sadar	105,000	37,558	2.8	91,695	34,333	2.7	433	119	3.6	17,150	4,040	4.2	24	133	0.2
227	Jessore RWH	Jhikargachha	50,200	21,431	2.3	26,370	14,745	1.8	150	46	3.3	4,400	2,652	1.7	10	42	0.2
228	Jessore RWH	Kalia	51,400	19,989	2.6	24,745	12,171	2.0	65	32	2.0	1,950	829	2.4	64	37	1.7
229	Jessore RWH	Kaliganj	69,600	18,107	3.8	63,480	16,925	3.8	280	22	12.7	5,889	1,384	4.3	282	26	10.8
230	Jessore RWH	Keshabpur	36,100	16,246	2.2	29,085	12,419	2.3	108	18	6.0	5,029	2,509	2.0	256	62	4.1
231	Jessore RWH	Kotchandpur	58,200	8,163	7.1	42,000	8,036	5.2	120	31	3.9	4,900	1,184	4.1	192	39	4.9
232	Jessore RWH	Lohagara	52,100	21,883	2.4	43,680	15,589	2.8	320	50	6.4	5,992	1,879	3.2	0	49	0.0
233	Jessore RWH	Magura Sadar	73,000	35,891	2.0	71,755	34,176	2.1	160	61	2.6	8,742	4,065	2.2	0	130	0.0
234	Jessore RWH	Maheshpur	46,400	25,381	1.8	43,245	17,530	2.5	110	39	2.8	8,400	3,376	2.5	64	38	1.7
235	Jessore RWH	Manirampur	63,200	31,801	2.0	64,755	29,403	2.2	360	131	2.7	14,675	7,274	2.0	256	73	3.5
236	Jessore RWH	Mohammadpur	32,300	7,525	4.3	61,355	11,761	5.2	246	25	9.8	3,857	880	4.4	154	51	3.0
237	Jessore RWH	Narail Sadar	159,200	30,665	5.2	84,280	21,371	3.9	335	44	7.6	8,463	2,226	3.8	0	90	0.0
238	Jessore RWH	Shailkupa	58,800	30,781	1.9	63,285	30,564	2.1	150	32	4.7	4,271	1,922	2.2	64	165	0.4
239	Jessore RWH	Shalikhha	37,500	6,609	5.7	45,930	9,215	5.0	104	18	5.8	1,327	620	2.1	128	62	2.1
240	Jessore RWH	Sharsha	68,900	37,757	1.8	47,670	21,505	2.2	98	44	2.2	7,820	3,768	2.1	0	73	0.0
241	Jessore RWH	Sreepur	40,100	15,316	2.6	58,500	13,334	4.4	86	24	3.6	4,337	1,412	3.1	128	71	1.8
242	Khulna RWH	Assasuni	40,200	19,085	2.1	51,990	22,476	2.3	104	12	8.7	3,128	1,461	2.1	0	76	0.0
243	Khulna RWH	Bagerhat Sadar	50,400	30,639	1.6	36,240	20,781	1.7	194	67	2.9	4,770	2,312	2.1	0	89	0.0
244	Khulna RWH	Batiaghata	61,900	16,919	3.7	38,985	13,401	2.9	113	28	4.0	2,533	913	2.8	0	30	0.0
245	Khulna RWH	Bhandaria	29,200	12,994	2.2	22,470	8,107	2.8	107	21	5.1	1,976	1,061	1.9	128	46	2.8
246	Khulna RWH	Chitalmari	44,100	20,717	2.1	27,390	9,614	2.8	118	11	10.7	2,535	1,281	2.0	0	31	0.0
247	Khulna RWH	Dacope	18,400	7,606	2.4	28,770	12,268	2.3	63	3	21.0	818	789	1.0	128	70	1.8
248	Khulna RWH	Daulatpur	352,200	74,388	4.7	217,050	22,177	9.8	150	73	2.1	10,700	6,296	1.7	0	195	0.0
249	Khulna RWH	Debhata	22,600	12,463	1.8	19,110	8,482	2.3	73	7	10.4	1,528	575	2.7	64	39	1.6
250	Khulna RWH	Dumuria	185,700	28,945	6.4	269,845	21,890	12.3	174	61	2.9	4,930	2,362	2.1	192	125	1.5

SL	Warehouse Name	Upazila Name	Condom			Shukhi			IUD			Injectables			Implant		
			CBL	AMD	MOS	CBL	AMD	MOS	CBL	AMD	MOS	CBL	AMD	MOS	CBL	AMD	MOS
251	Khulna RWH	Fakirhat	48,100	14,196	3.4	37,515	8,912	4.2	107	18	5.9	1,225	853	1.4	0	67	0.0
252	Khulna RWH	Kachua	41,800	19,849	2.1	19,860	8,830	2.2	100	25	4.0	1,870	808	2.3	0	34	0.0
253	Khulna RWH	Kalaroa	50,200	26,643	1.9	36,300	11,117	3.3	109	22	5.0	1,195	1,782	0.7	10	67	0.1
254	Khulna RWH	Kaliganj	551,000	26,499	20.8	203,310	20,883	9.7	90	16	5.6	3,070	1,331	2.3	136	50	2.7
255	Khulna RWH	Kanthalia	22,000	7,705	2.9	13,740	5,826	2.4	56	18	3.1	1,572	749	2.1	84	35	2.4
256	Khulna RWH	Kawkhali	11,200	4,448	2.5	13,295	3,734	3.6	75	19	3.9	825	367	2.2	0	25	0.0
257	Khulna RWH	Khulna Sadar	98,200	153,902	0.6	79,060	44,398	1.8	228	115	2.0	10,333	6,531	1.6	64	104	0.6
258	Khulna RWH	Koyra	61,900	14,753	4.2	47,295	20,959	2.3	31	12	2.6	1,400	586	2.4	0	47	0.0
259	Khulna RWH	Mathbaria	145,700	13,424	10.9	88,020	17,635	5.0	158	61	2.6	4,090	1,747	2.3	128	38	3.4
260	Khulna RWH	Mollahat	28,600	14,171	2.0	29,520	11,565	2.6	74	23	3.2	1,370	602	2.3	0	32	0.0
261	Khulna RWH	Mongla	54,900	25,357	2.2	30,960	13,083	2.4	99	36	2.8	3,962	1,633	2.4	64	33	1.9
262	Khulna RWH	Morrelganj	147,800	27,431	5.4	432,945	28,513	15.2	264	73	3.6	5,526	2,333	2.4	128	66	1.9
263	Khulna RWH	Nazirpur	31,800	13,695	2.3	29,370	11,552	2.5	60	24	2.5	2,800	1,226	2.3	0	29	0.0
264	Khulna RWH	Paikgachha	50,700	14,021	3.6	50,760	20,098	2.5	90	13	6.9	2,850	1,136	2.5	64	76	0.8
265	Khulna RWH	Phultala	48,500	20,753	2.3	22,920	7,756	3.0	94	27	3.5	2,480	1,123	2.2	0	24	0.0
266	Khulna RWH	Pirojpur Sadar	37,600	12,216	3.1	20,220	8,617	2.3	126	45	2.8	2,098	1,084	1.9	128	56	2.3
267	Khulna RWH	Rajapur	25,300	9,681	2.6	15,315	6,665	2.3	68	12	5.7	1,695	750	2.3	0	16	0.0
268	Khulna RWH	Rampal	91,500	21,230	4.3	41,680	12,942	3.2	71	23	3.1	1,606	568	2.8	50	18	2.8
269	Khulna RWH	Rupsa	42,100	18,811	2.2	28,515	11,383	2.5	84	55	1.5	2,256	751	3.0	0	81	0.0
270	Khulna RWH	Sarankhola	30,700	16,181	1.9	34,410	10,737	3.2	100	26	3.8	3,132	1,320	2.4	148	20	7.4
271	Khulna RWH	Satkhira Sadar	103,000	63,838	1.6	50,665	24,295	2.1	121	59	2.1	9,083	4,501	2.0	400	98	4.1
272	Khulna RWH	Shyamnagar	573,800	19,868	28.9	190,245	26,350	7.2	71	20	3.6	2,691	1,153	2.3	120	84	1.4
273	Khulna RWH	Tala	35,300	15,877	2.2	41,400	18,108	2.3	141	57	2.5	4,372	2,280	1.9	192	70	2.7
274	Khulna RWH	Terokhada	129,800	18,939	6.9	72,390	10,488	6.9	65	19	3.4	1,625	499	3.3	0	39	0.0
275	Khulna RWH	Zianagar	11,000	3,702	3.0	6,840	3,705	1.8	83	23	3.6	811	563	1.4	34	20	1.7

SL	Warehouse Name	Upazila Name	Condom			Shukhi			IUD			Injectables			Implant		
			CBL	AMD	MOS	CBL	AMD	MOS	CBL	AMD	MOS	CBL	AMD	MOS	CBL	AMD	MOS
276	Kushtia RWH	Alamdanga	36,400	19,019	1.9	40,725	20,636	2.0	65	31	2.1	6,350	3,094	2.1	0	100	0.0
277	Kushtia RWH	Bheramara	50,700	27,876	1.8	25,500	11,280	2.3	19	10	1.9	3,996	2,041	2.0	0	23	0.0
278	Kushtia RWH	Chuadanga Sadar	57,500	32,896	1.7	34,185	17,518	2.0	83	45	1.8	7,586	3,685	2.1	0	49	0.0
279	Kushtia RWH	Damurhuda	44,400	26,673	1.7	25,500	14,828	1.7	100	33	3.0	5,974	3,143	1.9	0	96	0.0
280	Kushtia RWH	Daulatpur	76,900	48,853	1.6	49,230	26,133	1.9	59	7	8.4	8,188	4,268	1.9	0	25	0.0
281	Kushtia RWH	Gangni	102,200	47,368	2.2	45,720	21,568	2.1	83	20	4.2	11,347	5,626	2.0	66	29	2.3
282	Kushtia RWH	Jiban Nagar	24,020	12,779	1.9	20,536	10,496	2.0	58	38	1.5	3,875	2,024	1.9	0	66	0.0
283	Kushtia RWH	Khoksa	43,100	18,638	2.3	19,405	8,694	2.2	24	3	8.0	1,253	589	2.1	0	50	0.0
284	Kushtia RWH	Kumarkhali	62,880	33,458	1.9	31,986	15,469	2.1	24	14	1.7	6,478	2,990	2.2	0	38	0.0
285	Kushtia RWH	Kushtia Sadar	83,700	51,941	1.6	72,630	32,424	2.2	127	59	2.2	11,721	5,631	2.1	7	158	0.0
286	Kushtia RWH	Meherpur Sadar	70,300	38,697	1.8	25,560	12,502	2.0	31	18	1.7	6,681	3,032	2.2	64	25	2.6
287	Kushtia RWH	Mirpur	56,200	28,690	2.0	36,000	19,257	1.9	51	17	3.0	5,071	2,407	2.1	0	28	0.0
288	Kushtia RWH	Mujib Nagar	16,500	9,564	1.7	6,795	3,464	2.0	20	6	3.3	3,623	1,523	2.4	0	5	0.0
289	Mymensingh RWH	Atpara	30,500	12,384	2.5	38,005	15,865	2.4	152	12	12.7	1,946	839	2.3	192	52	3.7
290	Mymensingh RWH	Austagram	45,400	19,103	2.4	28,620	11,998	2.4	86	28	3.1	2,410	1,216	2.0	0	43	0.0
291	Mymensingh RWH	Bajitpur	45,000	22,048	2.0	38,505	16,049	2.4	92	19	4.8	2,595	1,050	2.5	0	51	0.0
292	Mymensingh RWH	Barhatta	34,200	17,356	2.0	38,310	14,821	2.6	100	29	3.4	3,483	1,604	2.2	0	37	0.0
293	Mymensingh RWH	Bhairab	75,500	36,506	2.1	48,570	22,358	2.2	260	93	2.8	4,180	2,148	1.9	128	101	1.3
294	Mymensingh RWH	Bhaluka	70,600	30,257	2.3	76,440	30,958	2.5	239	82	2.9	3,963	1,873	2.1	512	158	3.2
295	Mymensingh RWH	Dharampasha	47,000	20,946	2.2	35,550	17,388	2.0	120	12	10.0	4,280	1,916	2.2	152	15	10.1
296	Mymensingh RWH	Dhobaura	51,200	23,470	2.2	51,315	17,200	3.0	62	17	3.6	2,850	1,578	1.8	148	59	2.5
297	Mymensingh RWH	Durgapur	48,400	23,794	2.0	40,329	18,224	2.2	224	37	6.1	4,598	2,394	1.9	164	64	2.6
298	Mymensingh RWH	Fulbaria	45,500	22,542	2.0	91,365	42,772	2.1	164	51	3.2	3,466	1,556	2.2	0	121	0.0
299	Mymensingh RWH	Gaffargaon	105,000	50,924	2.1	85,095	36,369	2.3	88	25	3.5	4,795	2,275	2.1	256	123	2.1
300	Mymensingh RWH	Gauripur	49,100	22,240	2.2	59,430	25,268	2.4	169	45	3.8	3,926	2,026	1.9	256	67	3.8

SL	Warehouse Name	Upazila Name	Condom			Shukhi			IUD			Injectables			Implant		
			CBL	AMD	MOS	CBL	AMD	MOS	CBL	AMD	MOS	CBL	AMD	MOS	CBL	AMD	MOS
301	Mymensingh RWH	Haluaghat	95,000	27,473	3.5	102,945	30,862	3.3	224	19	11.8	4,592	2,005	2.3	0	116	0.0
302	Mymensingh RWH	Hossainpur	36,700	16,699	2.2	41,610	19,223	2.2	141	48	2.9	3,024	1,455	2.1	128	50	2.6
303	Mymensingh RWH	Ishwarganj	46,500	20,354	2.3	81,220	40,841	2.0	84	15	5.6	3,267	1,773	1.8	512	132	3.9
304	Mymensingh RWH	Itna	37,900	19,002	2.0	43,410	16,998	2.6	103	27	3.8	1,518	701	2.2	128	28	4.6
305	Mymensingh RWH	Kalmakanda	84,900	43,431	2.0	50,250	25,075	2.0	45	18	2.5	3,792	1,823	2.1	8	52	0.2
306	Mymensingh RWH	Karimganj	42,400	19,477	2.2	55,625	21,471	2.6	134	43	3.1	2,733	1,393	2.0	256	121	2.1
307	Mymensingh RWH	Katiadi	78,100	37,165	2.1	54,090	20,474	2.6	153	52	2.9	4,818	2,414	2.0	0	97	0.0
308	Mymensingh RWH	Kendua	37,500	16,043	2.3	70,380	24,275	2.9	131	79	1.7	3,456	1,372	2.5	70	103	0.7
309	Mymensingh RWH	Khaliajuri	19,200	6,891	2.8	15,350	6,344	2.4	60	8	7.5	1,225	539	2.3	50	15	3.3
310	Mymensingh RWH	Kishoreganj Sadar	97,300	51,196	1.9	69,465	32,377	2.1	213	120	1.8	5,083	2,447	2.1	68	152	0.4
311	Mymensingh RWH	Kuliar Char	32,500	17,843	1.8	34,265	15,215	2.3	117	24	4.9	2,943	1,356	2.2	32	75	0.4
312	Mymensingh RWH	Madan	31,700	12,732	2.5	36,605	14,343	2.6	51	15	3.4	1,763	720	2.4	0	50	0.0
313	Mymensingh RWH	Mithamain	24,200	13,009	1.9	27,555	8,778	3.1	103	15	6.9	898	265	3.4	128	19	6.7
314	Mymensingh RWH	Mohanganj	33,100	12,754	2.6	49,565	19,456	2.5	121	29	4.2	2,725	1,038	2.6	0	37	0.0
315	Mymensingh RWH	Muktagachha	83,800	32,233	2.6	127,470	45,018	2.8	63	13	4.8	4,564	2,026	2.3	0	166	0.0
316	Mymensingh RWH	Mymensingh Sadar	144,200	95,217	1.5	114,105	54,714	2.1	416	137	3.0	7,523	3,792	2.0	512	264	1.9
317	Mymensingh RWH	Nandail	35,200	17,449	2.0	109,245	54,716	2.0	170	61	2.8	6,300	2,888	2.2	832	86	9.7
318	Mymensingh RWH	Netrakona Sadar	67,500	31,703	2.1	61,845	27,750	2.2	81	22	3.7	6,125	2,710	2.3	0	163	0.0
319	Mymensingh RWH	Nikli	26,900	13,731	2.0	25,071	9,009	2.8	103	36	2.9	1,987	876	2.3	0	51	0.0
320	Mymensingh RWH	Pakundia	48,600	23,019	2.1	37,935	16,985	2.2	102	33	3.1	3,501	1,588	2.2	128	66	1.9
321	Mymensingh RWH	Phulpur	75,600	30,459	2.5	117,185	55,934	2.1	153	106	1.4	3,018	2,627	1.1	896	207	4.3
322	Mymensingh RWH	Purbadhala	54,700	22,890	2.4	55,830	25,813	2.2	98	30	3.3	5,470	2,531	2.2	128	62	2.1
323	Mymensingh RWH	Tarail	55,150	22,996	2.4	40,320	15,208	2.7	120	30	4.0	2,399	822	2.9	0	66	0.0
324	Mymensingh RWH	Trishal	74,700	33,751	2.2	82,545	44,385	1.9	211	47	4.5	5,450	2,326	2.3	1,368	133	10.3
325	Noakhali RWH	Begumganj	10,560	32,160	0.3	11,228	18,009	0.6	122	103	1.2	1,036	2,887	0.4	0	74	0.0

SL	Warehouse Name	Upazila Name	Condom			Shukhi			IUD			Injectables			Implant		
			CBL	AMD	MOS	CBL	AMD	MOS	CBL	AMD	MOS	CBL	AMD	MOS	CBL	AMD	MOS
326	Noakhali RWH	Chatkhil	51,700	5,921	8.7	16,905	5,501	3.1	93	26	3.6	1,599	1,023	1.6	0	37	0.0
327	Noakhali RWH	Chhagalnaiya	33,900	9,826	3.5	23,220	7,053	3.3	190	21	9.0	4,141	1,318	3.1	0	24	0.0
328	Noakhali RWH	Companiganj	7,300	15,650	0.5	9,810	9,278	1.1	118	19	6.2	311	1,994	0.2	0	43	0.0
329	Noakhali RWH	Daganbhuiyan	26,600	22,029	1.2	15,630	8,218	1.9	60	25	2.4	3,408	1,591	2.1	0	42	0.0
330	Noakhali RWH	Feni Sadar	73,900	60,598	1.2	16,044	18,982	0.8	122	111	1.1	7,364	4,199	1.8	154	73	2.1
331	Noakhali RWH	Fulgazi	21,500	11,633	1.8	9,495	5,602	1.7	139	21	6.6	1,798	835	2.2	50	12	4.2
332	Noakhali RWH	Hatiya	44,500	20,443	2.2	28,155	17,574	1.6	78	19	4.1	6,292	3,079	2.0	0	47	0.0
333	Noakhali RWH	Kabirhat	16,000	11,439	1.4	5,850	8,452	0.7	209	18	11.6	1,540	1,399	1.1	100	40	2.5
334	Noakhali RWH	Kamalnagar	15,320	10,007	1.5	30,429	6,756	4.5	101	12	8.4	6,254	3,312	1.9	0	41	0.0
335	Noakhali RWH	Lakshmipur Sadar	41,100	27,912	1.5	16,635	18,957	0.9	200	174	1.1	12,650	7,373	1.7	128	121	1.1
336	Noakhali RWH	Noakhali Sadar	1,000	48,946	0.0	5,550	15,528	0.4	85	73	1.2	523	4,600	0.1	0	105	0.0
337	Noakhali RWH	Parshuram	21,600	10,924	2.0	42,404	4,943	8.6	51	11	4.6	2,004	1,120	1.8	50	28	1.8
338	Noakhali RWH	Ramganj	14,200	9,422	1.5	14,550	6,738	2.2	114	63	1.8	2,835	2,153	1.3	0	53	0.0
339	Noakhali RWH	Ramgati	90,157	7,632	11.8	19,663	9,505	2.1	53	32	1.7	6,275	3,796	1.7	0	52	0.0
340	Noakhali RWH	Roypur	12,100	5,462	2.2	20,685	9,011	2.3	185	61	3.0	3,420	1,803	1.9	100	75	1.3
341	Noakhali RWH	Senbagh	35,600	18,163	2.0	12,915	10,134	1.3	116	21	5.5	3,471	1,820	1.9	100	42	2.4
342	Noakhali RWH	Sonagazi	70,800	16,970	4.2	65,970	10,331	6.4	135	22	6.1	6,100	2,876	2.1	0	28	0.0
343	Noakhali RWH	Sonaimuri	15,800	12,796	1.2	15,300	8,923	1.7	55	20	2.8	731	2,083	0.4	10	15	0.7
344	Noakhali RWH	Subarnachar	31,700	19,721	1.6	9,815	8,082	1.2	3	9	0.3	2,440	1,726	1.4	0	44	0.0
345	Pabna RWH	Atgharia	38,700	11,472	3.4	39,765	10,981	3.6	45	18	2.5	1,792	714	2.5	0	30	0.0
346	Pabna RWH	Belkuchi	43,900	53,405	0.8	27,285	25,934	1.1	198	22	9.0	3,110	2,103	1.5	198	37	5.4
347	Pabna RWH	Bera	32,200	16,250	2.0	40,650	17,040	2.4	202	75	2.7	4,191	1,719	2.4	20	59	0.3
348	Pabna RWH	Bhangura	25,000	12,554	2.0	44,280	9,659	4.6	144	25	5.8	1,185	236	5.0	100	32	3.1
349	Pabna RWH	Chatmohar	73,000	35,733	2.0	74,880	28,064	2.7	194	74	2.6	628	1,165	0.5	100	62	1.6
350	Pabna RWH	Faridpur	54,300	8,260	6.6	89,385	6,371	14.0	164	26	6.3	3,035	1,251	2.4	100	52	1.9

SL	Warehouse Name	Upazila Name	Condom			Shukhi			IUD			Injectables			Implant		
			CBL	AMD	MOS	CBL	AMD	MOS	CBL	AMD	MOS	CBL	AMD	MOS	CBL	AMD	MOS
351	Pabna RWH	Ishwardi	119,800	39,831	3.0	51,471	21,453	2.4	176	41	4.3	863	2,736	0.3	200	127	1.6
352	Pabna RWH	Kamarkhanda	40,575	9,285	4.4	56,559	8,474	6.7	119	15	7.9	2,619	1,325	2.0	0	44	0.0
353	Pabna RWH	Kazipur	83,200	38,236	2.2	95,415	17,809	5.4	225	75	3.0	500	3,243	0.2	100	40	2.5
354	Pabna RWH	Pabna Sadar	29,500	78,149	0.4	93,915	50,025	1.9	130	149	0.9	900	10,600	0.1	250	99	2.5
355	Pabna RWH	Royganj	64,000	27,035	2.4	58,320	21,222	2.7	165	49	3.4	5,430	2,355	2.3	0	44	0.0
356	Pabna RWH	Santhia	44,900	22,414	2.0	79,740	27,489	2.9	247	53	4.7	2,760	4,973	0.6	0	71	0.0
357	Pabna RWH	Shahjadpur	124,500	60,946	2.0	80,640	33,667	2.4	175	126	1.4	16,078	8,274	1.9	100	29	3.4
358	Pabna RWH	Sirajganj Sadar	47,000	54,692	0.9	35,950	33,713	1.1	227	67	3.4	10,701	5,468	2.0	0	62	0.0
359	Pabna RWH	Sujanagar	66,400	24,135	2.8	67,575	17,988	3.8	250	124	2.0	190	2,334	0.1	0	39	0.0
360	Pabna RWH	Tarash	59,900	16,216	3.7	43,995	17,982	2.4	198	35	5.7	2,349	1,241	1.9	0	53	0.0
361	Pabna RWH	Ullah Para	147,600	72,152	2.0	95,805	48,326	2.0	157	87	1.8	11,500	5,239	2.2	0	84	0.0
362	Patuakhali RWH	Amtali	43,600	10,087	4.3	41,835	17,820	2.3	79	15	5.3	4,742	2,302	2.1	200	77	2.6
363	Patuakhali RWH	Bakerganj	35,700	18,089	2.0	32,115	15,536	2.1	84	33	2.5	5,311	2,535	2.1	192	44	4.4
364	Patuakhali RWH	Bamna	6,300	2,674	2.4	7,395	3,747	2.0	59	11	5.4	668	232	2.9	168	38	4.4
365	Patuakhali RWH	Barguna Sadar	15,900	8,263	1.9	31,200	13,318	2.3	130	110	1.2	8,100	3,825	2.1	200	106	1.9
366	Patuakhali RWH	Bauphal	29,300	13,691	2.1	37,440	19,657	1.9	140	61	2.3	4,850	2,853	1.7	300	74	4.1
367	Patuakhali RWH	Betagi	35,400	3,983	8.9	13,815	4,822	2.9	130	28	4.6	1,850	823	2.2	300	27	11.1
368	Patuakhali RWH	Dashmina	8,400	3,812	2.2	13,320	6,370	2.1	101	22	4.6	2,030	1,048	1.9	0	92	0.0
369	Patuakhali RWH	Dumki	11,100	3,129	3.5	7,580	3,211	2.4	47	9	5.2	1,042	504	2.1	200	27	7.4
370	Patuakhali RWH	Galachipa	72,400	9,854	7.3	81,234	20,289	4.0	66	11	6.0	9,050	4,219	2.1	150	130	1.2
371	Patuakhali RWH	Kalapara	24,900	12,971	1.9	38,700	16,029	2.4	72	31	2.3	7,825	3,631	2.2	200	79	2.5
372	Patuakhali RWH	Mirzaganj	21,162	8,007	2.6	16,505	7,115	2.3	50	18	2.8	1,565	668	2.3	200	47	4.3
373	Patuakhali RWH	Nalchity	14,800	7,831	1.9	17,115	8,501	2.0	177	32	5.5	4,091	1,830	2.2	236	57	4.1
374	Patuakhali RWH	Patharghata	14,200	5,081	2.8	17,415	7,593	2.3	84	19	4.4	3,519	1,665	2.1	200	30	6.7
375	Patuakhali RWH	Patuakhali Sadar	40,500	22,871	1.8	33,630	15,788	2.1	145	89	1.6	7,496	4,095	1.8	248	100	2.5

SL	Warehouse Name	Upazila Name	Condom			Shukhi			IUD			Injectables			Implant		
			CBL	AMD	MOS	CBL	AMD	MOS	CBL	AMD	MOS	CBL	AMD	MOS	CBL	AMD	MOS
376	Rajshahi RWH	Bagatipara	70,500	17,258	4.1	434,040	8,838	49.1	37	13	2.8	1,071	472	2.3	40	70	0.6
377	Rajshahi RWH	Bagha	64,900	27,461	2.4	40,605	10,651	3.8	102	12	8.5	3,792	1,875	2.0	0	68	0.0
378	Rajshahi RWH	Baghmara	51,000	41,207	1.2	501,660	34,600	14.5	110	66	1.7	2,948	2,539	1.2	200	91	2.2
379	Rajshahi RWH	Baraigram	25,000	39,408	0.6	329,415	20,231	16.3	85	32	2.7	3,807	3,448	1.1	0	105	0.0
380	Rajshahi RWH	Bholahat	45,400	10,314	4.4	33,435	6,282	5.3	22	3	7.3	1,717	718	2.4	0	23	0.0
381	Rajshahi RWH	Boalia	294,900	173,239	1.7	26,535	10,505	2.5	150	56	2.7	7,425	3,909	1.9	200	161	1.2
382	Rajshahi RWH	Chapai Nababganj Sadar	106,700	42,657	2.5	94,615	19,915	4.8	106	36	2.9	8,325	4,324	1.9	0	27	0.0
383	Rajshahi RWH	Charghat	67,000	22,799	2.9	404,505	14,457	28.0	77	13	5.9	2,850	1,476	1.9	0	60	0.0
384	Rajshahi RWH	Durgapur	64,800	19,888	3.3	370,980	10,736	34.6	77	8	9.6	2,483	775	3.2	0	45	0.0
385	Rajshahi RWH	Godagari	98,800	33,447	3.0	635,931	17,861	35.6	170	32	5.3	6,548	3,313	2.0	0	53	0.0
386	Rajshahi RWH	Gomastapur	62,400	24,801	2.5	45,900	15,358	3.0	96	15	6.4	3,892	1,463	2.7	0	32	0.0
387	Rajshahi RWH	Gurudaspur	28,200	35,860	0.8	355,147	20,218	17.6	41	10	4.1	2,674	1,590	1.7	0	84	0.0
388	Rajshahi RWH	Lalpur	38,400	37,102	1.0	397,935	22,374	17.8	79	23	3.4	2,475	2,324	1.1	0	170	0.0
389	Rajshahi RWH	Mohanpur	33,100	20,996	1.6	393,030	13,816	28.4	34	12	2.8	3,057	1,970	1.6	0	140	0.0
390	Rajshahi RWH	Nachole	33,500	11,543	2.9	40,905	7,111	5.8	53	2	26.5	2,800	1,177	2.4	0	11	0.0
391	Rajshahi RWH	Natore Sadar	97,300	49,341	2.0	90,915	22,874	4.0	225	62	3.6	4,652	1,943	2.4	0	218	0.0
392	Rajshahi RWH	Paba	118,800	48,500	2.4	78,345	16,830	4.7	74	18	4.1	8,002	3,907	2.0	0	34	0.0
393	Rajshahi RWH	Puthia	68,200	30,439	2.2	49,155	15,126	3.2	65	10	6.5	3,619	1,502	2.4	0	43	0.0
394	Rajshahi RWH	Shibganj	111,500	39,868	2.8	130,440	27,844	4.7	166	22	7.5	6,339	3,190	2.0	0	86	0.0
395	Rajshahi RWH	Singra	145,294	47,349	3.1	591,120	32,851	18.0	159	29	5.5	5,605	2,568	2.2	400	146	2.7
396	Rajshahi RWH	Tanore	48,700	16,267	3.0	422,370	14,626	28.9	146	24	6.1	2,510	1,234	2.0	0	181	0.0
397	Rangamati RWH	Baghaichhari	37,100	10,881	3.4	16,639	7,327	2.3	59	8	7.4	1,509	464	3.3	62	14	4.4
398	Rangamati RWH	Barkal	9,800	4,229	2.3	3,180	3,070	1.0	60	5	12.0	1,385	374	3.7	0	0	0.0
399	Rangamati RWH	Belai Chhari	6,000	1,721	3.5	6,780	2,198	3.1	58	2	29.0	948	130	7.3	0	5	0.0
400	Rangamati RWH	Jurai Chhari	8,600	2,535	3.4	9,690	2,052	4.7	73	3	24.3	1,009	121	8.3	0	0	0.0

SL	Warehouse Name	Upazila Name	Condom			Shukhi			IUD			Injectables			Implant		
			CBL	AMD	MOS	CBL	AMD	MOS	CBL	AMD	MOS	CBL	AMD	MOS	CBL	AMD	MOS
401	Rangamati RWH	Kaptai	31,600	5,802	5.4	20,760	2,884	7.2	63	5	12.6	1,599	399	4.0	64	25	2.6
402	Rangamati RWH	Kawkhali (betbunia)	20,200	5,483	3.7	18,735	3,103	6.0	124	5	24.8	2,548	554	4.6	69	25	2.8
403	Rangamati RWH	Langadu	12,000	9,600	1.3	16,785	4,683	3.6	215	6	35.8	3,496	497	7.0	222	35	6.3
404	Rangamati RWH	Naniarchar	7,900	6,414	1.2	7,737	4,521	1.7	20	4	5.0	1,248	249	5.0	44	16	2.8
405	Rangamati RWH	Rajsthali	30,000	2,199	13.6	17,550	1,715	10.2	57	4	14.3	715	146	4.9	64	32	2.0
406	Rangamati RWH	Rangamati Sadar	36,300	11,861	3.1	22,740	5,800	3.9	423	45	9.4	4,045	776	5.2	200	64	3.1
407	Rangpur RWH	Aditmari	39,000	16,321	2.4	34,349	14,830	2.3	133	70	1.9	5,691	2,938	1.9	0	130	0.0
408	Rangpur RWH	Badarganj	36,200	13,041	2.8	503,250	24,411	20.6	80	34	2.4	4,935	2,282	2.2	640	104	6.2
409	Rangpur RWH	Bhurungamari	57,500	31,145	1.8	590,680	32,001	18.5	200	35	5.7	7,502	3,966	1.9	0	184	0.0
410	Rangpur RWH	Chilmari	20,300	9,505	2.1	298,635	15,325	19.5	100	19	5.3	2,330	1,221	1.9	128	60	2.1
411	Rangpur RWH	Dimla	25,700	7,038	3.7	317,055	22,376	14.2	144	32	4.5	5,681	3,107	1.8	832	58	14.3
412	Rangpur RWH	Domar	36,900	10,370	3.6	562,100	19,780	28.4	119	26	4.6	5,466	2,671	2.0	0	113	0.0
413	Rangpur RWH	Fulchhari	42,100	24,131	1.7	30,705	14,918	2.1	108	44	2.5	5,537	2,821	2.0	0	53	0.0
414	Rangpur RWH	Gaibandha Sadar	54,700	27,516	2.0	70,590	33,083	2.1	226	87	2.6	11,307	5,791	2.0	384	392	1.0
415	Rangpur RWH	Gangachara	149,900	13,121	11.4	586,890	21,624	27.1	140	33	4.2	7,880	4,174	1.9	0	262	0.0
416	Rangpur RWH	Gobindaganj	100,700	51,916	1.9	830,985	43,628	19.0	157	38	4.1	10,078	4,372	2.3	448	143	3.1
417	Rangpur RWH	Hatibandha	133,600	16,546	8.1	301,485	17,224	17.5	196	44	4.5	5,332	2,824	1.9	256	152	1.7
418	Rangpur RWH	Jaldhaka	181,000	16,266	11.1	522,750	27,938	18.7	102	44	2.3	7,853	4,073	1.9	100	160	0.6
419	Rangpur RWH	Kaliganj	29,100	8,933	3.3	285,660	17,472	16.3	103	24	4.3	5,691	2,443	2.3	256	114	2.2
420	Rangpur RWH	Kaunia	32,200	14,975	2.2	32,940	14,841	2.2	115	34	3.4	7,168	3,215	2.2	0	58	0.0
421	Rangpur RWH	Kishoreganj	25,800	6,516	4.0	46,665	22,065	2.1	165	41	4.0	5,327	2,830	1.9	0	96	0.0
422	Rangpur RWH	Kurigram Sadar	26,200	15,956	1.6	52,963	24,278	2.2	120	38	3.2	8,733	4,856	1.8	0	137	0.0
423	Rangpur RWH	Lalmonirhat Sadar	32,200	12,879	2.5	39,490	19,314	2.0	113	29	3.9	9,295	4,695	2.0	0	186	0.0
424	Rangpur RWH	Mitha Pukur	61,600	30,707	2.0	81,660	40,232	2.0	80	26	3.1	7,933	4,554	1.7	0	146	0.0
425	Rangpur RWH	Nageshwari	50,300	13,729	3.7	509,993	49,476	10.3	205	51	4.0	12,386	5,519	2.2	0	153	0.0

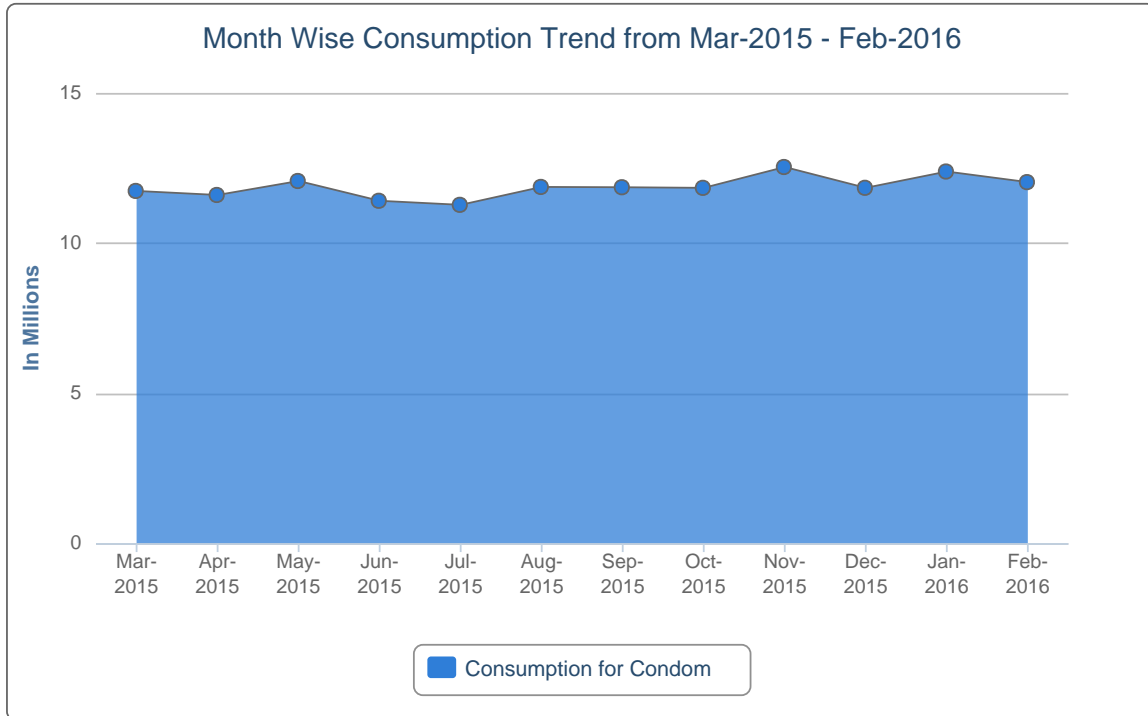
SL	Warehouse Name	Upazila Name	Condom			Shukhi			IUD			Injectables			Implant		
			CBL	AMD	MOS	CBL	AMD	MOS	CBL	AMD	MOS	CBL	AMD	MOS	CBL	AMD	MOS
426	Rangpur RWH	Nilphamari Sadar	36,800	17,146	2.1	79,380	40,431	2.0	336	133	2.5	8,038	4,698	1.7	0	110	0.0
427	Rangpur RWH	Palashbari	23,400	10,864	2.2	42,930	19,981	2.1	77	32	2.4	4,776	2,671	1.8	0	94	0.0
428	Rangpur RWH	Patgram	19,500	9,101	2.1	264,765	15,684	16.9	52	20	2.6	4,876	1,966	2.5	128	26	4.9
429	Rangpur RWH	Phulbari	18,300	6,664	2.7	262,905	15,506	17.0	132	47	2.8	4,840	2,523	1.9	0	83	0.0
430	Rangpur RWH	Pirgachha	59,400	23,449	2.5	60,765	26,453	2.3	177	87	2.0	9,200	4,427	2.1	200	133	1.5
431	Rangpur RWH	Pirganj	118,200	35,208	3.4	495,225	39,340	12.6	195	47	4.1	8,944	4,703	1.9	0	83	0.0
432	Rangpur RWH	Rajarhat	41,800	19,003	2.2	37,590	17,850	2.1	128	53	2.4	6,062	3,438	1.8	0	70	0.0
433	Rangpur RWH	Rangpur Sadar	69,700	37,833	1.8	54,505	36,600	1.5	202	76	2.7	13,900	6,959	2.0	0	313	0.0
434	Rangpur RWH	Sadullapur	69,600	33,111	2.1	458,030	26,333	17.4	156	78	2.0	7,892	4,174	1.9	128	120	1.1
435	Rangpur RWH	Saghata	26,500	12,929	2.0	49,140	22,979	2.1	139	39	3.6	3,882	1,802	2.2	192	41	4.7
436	Rangpur RWH	Saidpur	53,900	29,977	1.8	33,435	17,434	1.9	148	32	4.6	4,772	2,298	2.1	0	89	0.0
437	Rangpur RWH	Sundarganj	97,400	39,875	2.4	102,016	44,218	2.3	478	185	2.6	12,151	6,215	2.0	512	265	1.9
438	Rangpur RWH	Taraganj	20,700	8,488	2.4	23,062	11,166	2.1	34	10	3.4	3,759	1,486	2.5	0	133	0.0
439	Rangpur RWH	Ulipur	50,900	21,655	2.4	531,300	44,930	11.8	120	43	2.8	11,608	5,563	2.1	256	91	2.8
440	Sylhet RWH	Ajmiriganj	16,600	3,536	4.7	21,240	5,021	4.2	72	7	10.3	954	315	3.0	136	13	10.5
441	Sylhet RWH	Bahubal	32,700	8,938	3.7	28,007	7,850	3.6	149	9	16.6	2,645	568	4.7	100	32	3.1
442	Sylhet RWH	Balaganj	122,200	46,696	2.6	34,455	13,387	2.6	193	14	13.8	9,009	2,400	3.8	192	34	5.6
443	Sylhet RWH	Baniachong	83,200	17,598	4.7	32,145	13,561	2.4	190	7	27.1	4,606	924	5.0	0	57	0.0
444	Sylhet RWH	Barlekha	57,700	12,589	4.6	29,160	8,977	3.2	303	27	11.2	3,260	721	4.5	128	43	3.0
445	Sylhet RWH	Beani Bazar	101,562	26,592	3.8	37,733	7,911	4.8	155	45	3.4	5,350	727	7.4	5	29	0.2
446	Sylhet RWH	Bishwambarpur	53,500	7,109	7.5	29,780	7,378	4.0	201	4	50.3	2,528	492	5.1	260	33	7.9
447	Sylhet RWH	Bishwanath	45,200	11,206	4.0	37,545	4,381	8.6	65	19	3.4	2,412	549	4.4	192	47	4.1
448	Sylhet RWH	Chhatak	56,400	20,902	2.7	35,335	12,179	2.9	300	85	3.5	4,174	773	5.4	120	31	3.9
449	Sylhet RWH	Chunarughat	132,600	13,367	9.9	37,380	16,996	2.2	190	12	15.8	7,763	1,418	5.5	0	19	0.0
450	Sylhet RWH	Companiganj	47,600	16,382	2.9	27,375	7,834	3.5	169	6	28.2	5,037	1,574	3.2	104	61	1.7

SL	Warehouse Name	Upazila Name	Condom			Shukhi			IUD			Injectables			Implant		
			CBL	AMD	MOS	CBL	AMD	MOS	CBL	AMD	MOS	CBL	AMD	MOS	CBL	AMD	MOS
451	Sylhet RWH	Dakshin Sunamganj	52,500	13,412	3.9	30,135	8,392	3.6	127	11	11.5	4,728	916	5.2	150	63	2.4
452	Sylhet RWH	Dakshin Surma	97,400	47,844	2.0	30,615	14,710	2.1	167	9	18.6	4,892	1,561	3.1	0	12	0.0
453	Sylhet RWH	Derai	108,000	38,711	2.8	39,452	13,412	2.9	470	33	14.2	5,237	1,171	4.5	72	71	1.0
454	Sylhet RWH	Dowarabazar	50,700	12,725	4.0	27,285	12,686	2.2	276	4	69.0	4,269	1,425	3.0	100	89	1.1
455	Sylhet RWH	Fenchuganj	26,000	9,141	2.8	44,805	4,181	10.7	159	9	17.7	1,355	353	3.8	65	11	5.9
456	Sylhet RWH	Golapganj	104,400	40,024	2.6	38,430	10,718	3.6	201	26	7.7	5,098	825	6.2	252	50	5.0
457	Sylhet RWH	Gowainghat	66,500	22,375	3.0	26,490	11,143	2.4	241	20	12.1	6,410	2,689	2.4	16	53	0.3
458	Sylhet RWH	Habiganj Sadar	69,100	23,903	2.9	47,810	16,013	3.0	252	29	8.7	6,550	1,788	3.7	200	52	3.8
459	Sylhet RWH	Jagannathpur	49,300	14,959	3.3	31,305	8,332	3.8	165	16	10.3	2,273	433	5.2	230	35	6.6
460	Sylhet RWH	Jaintiapur	77,569	23,592	3.3	43,548	7,544	5.8	140	25	5.6	6,299	2,296	2.7	0	35	0.0
461	Sylhet RWH	Jamalganj	56,260	15,102	3.7	39,950	11,907	3.4	275	11	25.0	4,592	1,244	3.7	190	80	2.4
462	Sylhet RWH	Juri	43,100	8,551	5.0	23,135	6,365	3.6	155	19	8.2	2,950	514	5.7	200	25	8.0
463	Sylhet RWH	Kamalganj	70,700	18,559	3.8	45,630	17,426	2.6	235	34	6.9	5,080	1,545	3.3	0	45	0.0
464	Sylhet RWH	Kanaighat	67,700	39,688	1.7	24,216	12,655	1.9	316	17	18.6	6,306	2,372	2.7	300	45	6.7
465	Sylhet RWH	Kulaura	60,100	14,707	4.1	32,310	11,945	2.7	134	14	9.6	8,600	2,829	3.0	0	63	0.0
466	Sylhet RWH	Lakhai	22,100	6,855	3.2	29,385	7,891	3.7	145	8	18.1	3,124	454	6.9	65	39	1.7
467	Sylhet RWH	Madhabpur	84,800	16,416	5.2	41,160	19,555	2.1	136	14	9.7	4,823	998	4.8	380	64	5.9
468	Sylhet RWH	Maulvibazar Sadar	76,100	24,383	3.1	37,435	12,755	2.9	227	40	5.7	7,180	1,405	5.1	100	70	1.4
469	Sylhet RWH	Nabiganj	44,600	9,928	4.5	33,435	15,342	2.2	215	23	9.3	2,900	767	3.8	246	48	5.1
470	Sylhet RWH	Rajnagar	35,900	11,415	3.1	29,560	13,148	2.2	93	27	3.4	7,400	2,037	3.6	0	47	0.0
471	Sylhet RWH	Sreemangal	60,500	22,634	2.7	38,190	16,194	2.4	222	36	6.2	6,731	1,832	3.7	200	85	2.4
472	Sylhet RWH	Sulla	86,100	12,689	6.8	86,610	6,183	14.0	145	6	24.2	2,210	494	4.5	30	24	1.3
473	Sylhet RWH	Sunamganj Sadar	83,000	20,159	4.1	38,025	11,449	3.3	295	25	11.8	7,169	1,587	4.5	208	152	1.4
474	Sylhet RWH	Sylhet Sadar	48,200	85,907	0.6	24,030	52,228	0.5	314	84	3.7	15,798	8,371	1.9	208	241	0.9
475	Sylhet RWH	Tahirpur	93,400	20,043	4.7	42,210	12,752	3.3	114	9	12.7	2,065	447	4.6	450	69	6.5

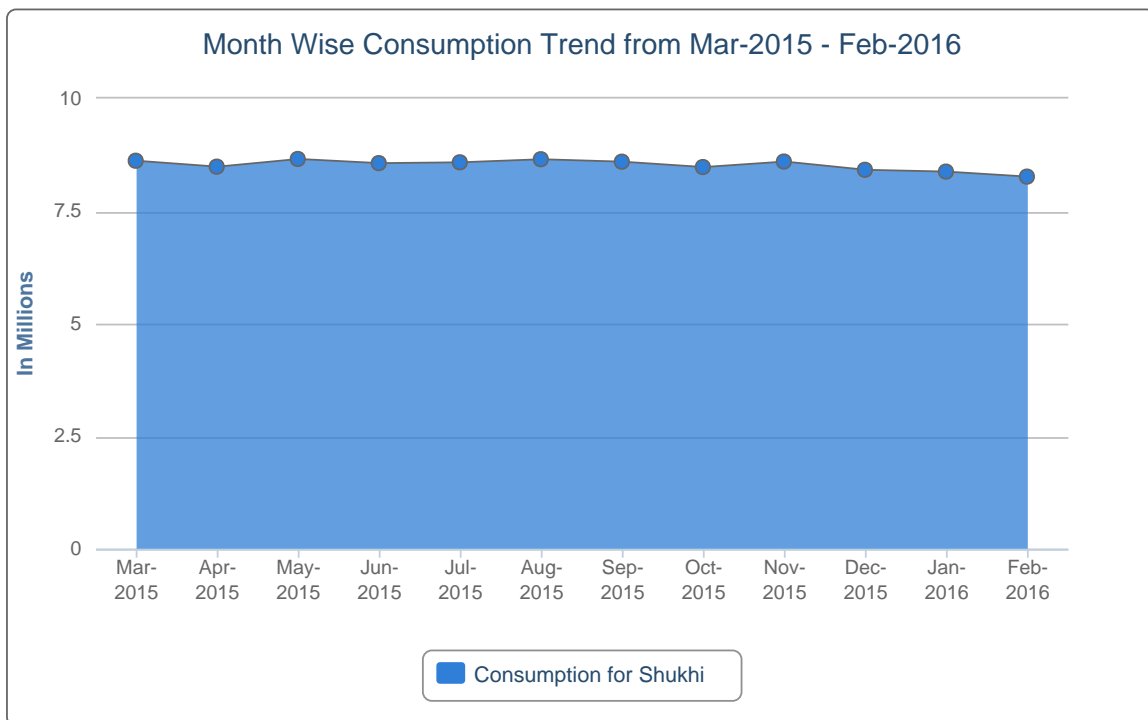
SL	Warehouse Name	Upazila Name	Condom			Shukhi			IUD			Injectables			Implant		
			CBL	AMD	MOS	CBL	AMD	MOS	CBL	AMD	MOS	CBL	AMD	MOS	CBL	AMD	MOS
476	Sylhet RWH	Zakiganj	30,160	53,594	0.6	63,136	11,741	5.4	72	13	5.5	5,095	1,478	3.4	10	47	0.2
477	Tangail RWH	Basail	172,260	34,858	4.9	259,702	14,063	18.5	110	36	3.1	5,481	1,384	4.0	0	82	0.0
478	Tangail RWH	Bhuapur	194,000	32,150	6.0	197,283	21,890	9.0	271	25	10.8	3,245	2,038	1.6	0	85	0.0
479	Tangail RWH	Chauhali	64,300	16,222	4.0	43,645	6,894	6.3	244	24	10.2	5,773	1,102	5.2	114	39	2.9
480	Tangail RWH	Delduar	331,100	41,507	8.0	191,475	20,009	9.6	60	34	1.8	4,320	1,243	3.5	64	59	1.1
481	Tangail RWH	Ghatail	215,500	58,390	3.7	123,615	39,217	3.2	130	41	3.2	5,290	3,980	1.3	512	92	5.6
482	Tangail RWH	Gopalpur	196,800	24,696	8.0	181,755	21,872	8.3	77	41	1.9	3,660	2,230	1.6	0	62	0.0
483	Tangail RWH	Kalihati	299,700	62,118	4.8	75,135	52,008	1.4	105	84	1.3	10,800	7,146	1.5	128	95	1.3
484	Tangail RWH	Madhupur	179,200	30,332	5.9	105,015	42,226	2.5	122	24	5.1	7,674	3,722	2.1	128	86	1.5
485	Tangail RWH	Mirzapur	85,300	34,779	2.5	73,785	31,964	2.3	88	61	1.4	6,562	971	6.8	0	53	0.0
486	Tangail RWH	Nagarpur	112,500	30,614	3.7	43,530	27,942	1.6	101	63	1.6	4,653	2,499	1.9	0	100	0.0
487	Tangail RWH	Sakhipur	82,500	27,461	3.0	62,313	29,493	2.1	69	24	2.9	4,986	958	5.2	128	55	2.3
488	Tangail RWH	Tangail Sadar	181,700	68,312	2.7	144,855	32,297	4.5	194	88	2.2	6,989	3,870	1.8	64	229	0.3

7. Month-wise Consumption Trend

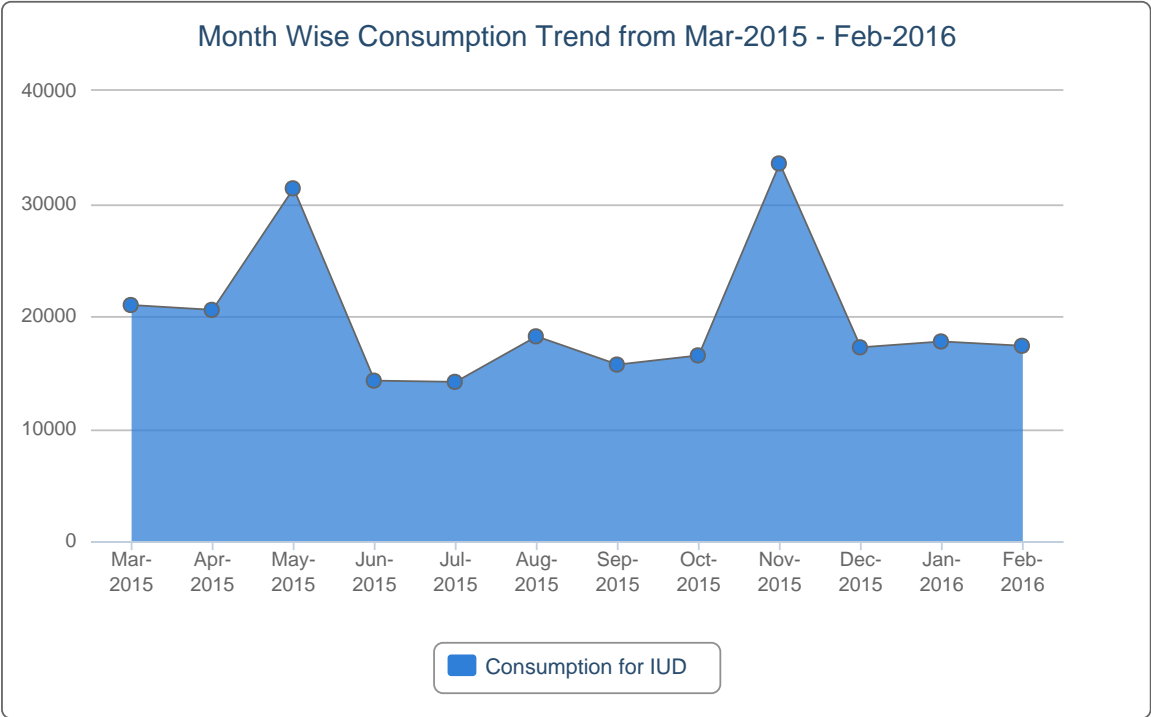
7(a).



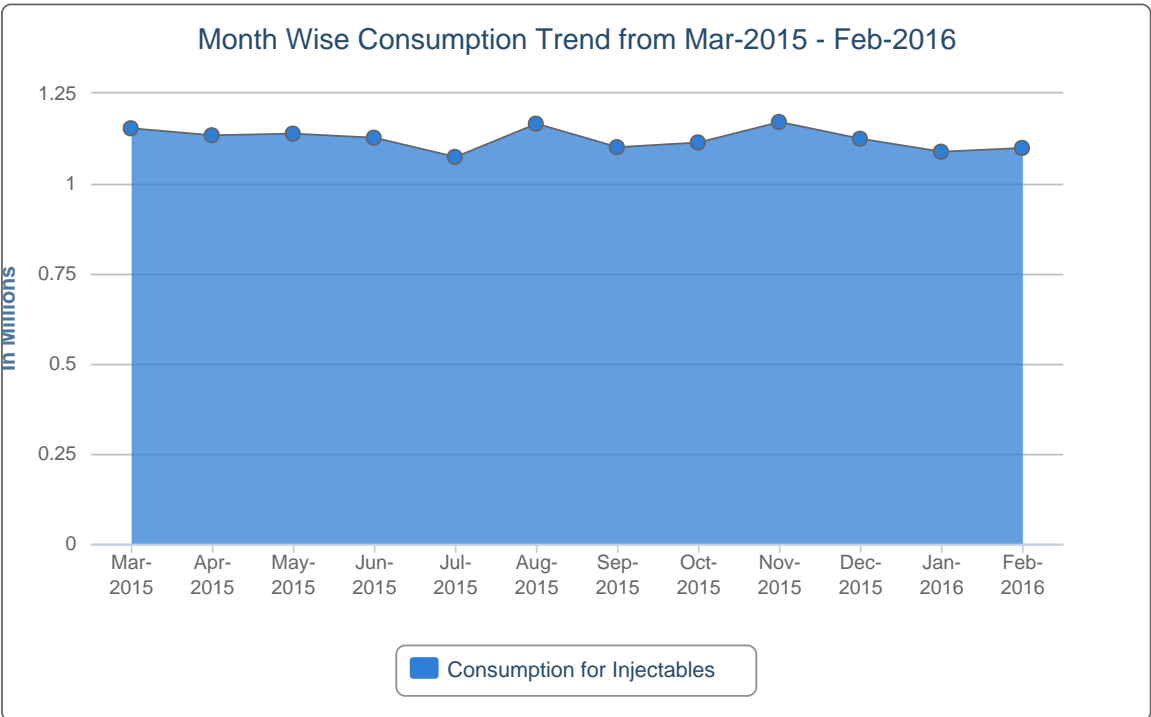
7(b).



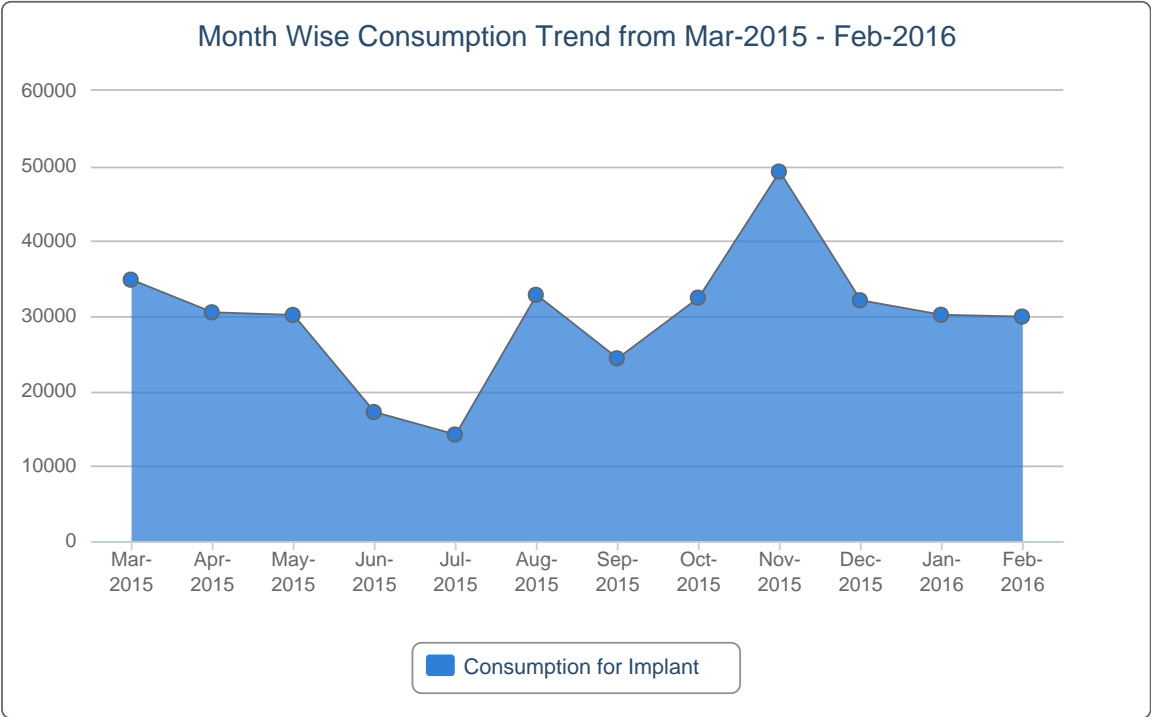
7(c).



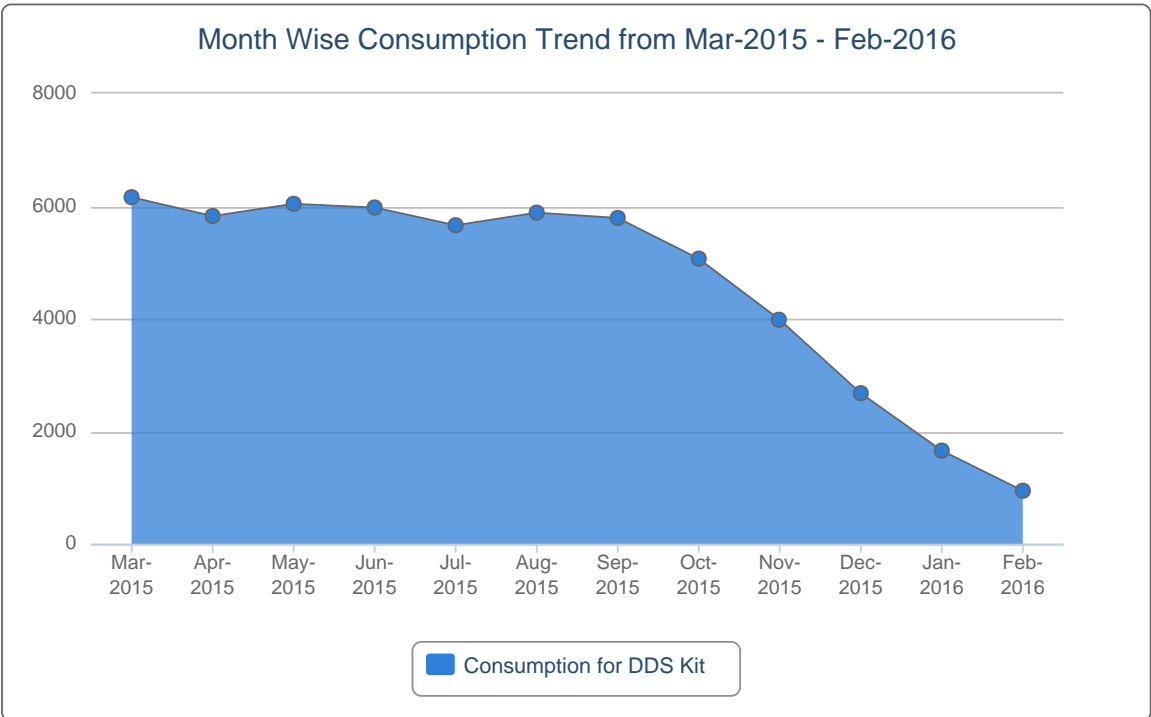
7(d).



7(e).



7(f).



8. Report on Upazila and Warehouse Having Stock Out in last month

SL	Products Name	No of Stockout WH	% of Stockout WH	No of Stockout Upazila Store	% of Stockout Upazila Store	No of Stockout Upazila Field	% of Stockout Upazila Field
1	Condom	0	0%	0	0%	0	0%
2	Shukhi	0	0%	0	0%	0	0%
3	IUD	0	0%	2	0%	0	0%
4	Injectables	0	0%	0	0%	0	0%
5	Implant	0	0%	0	0%	4	1%
6	DDS Kits	15	71%	322	66%	0	0%

List of Stock Out Warehouse

SL	Commodity	Warehouse	Phone
<i>No StockOut in Warehouse</i>			

List of StockOut Upazilas

Commodity	Warehouse	District	Upazila	Phone
IUD	Chittagong RWH	Cox's Bazar	Kutubdia, Cox's Bazar	01819724280
	Jamalpur RWH	Sherpur	Jhenaigati, Sherpur	01764125294
DDS Kits	Chittagong RWH	Cox's Bazar	Kutubdia, Cox's Bazar	01819724280
	Jamalpur RWH	Sherpur	Jhenaigati, Sherpur	01764125294



This report is generated with the financial support of USAID and the technical assistance from Systems for Improved Access to Pharmaceuticals and Services (SIAPS), implemented by Management Sciences for Health-MSH.

If you need more information, please visit at <http://www.dgfplmis.org>