

FAMILY PLANNING MONTHLY LOGISTICS REPORT

December 2014



**Management Information System (MIS)
Directorate General of Family Planning (DGFP)**

6, Kawran Bazar, Dhaka1215

Email: dirmisfp@gmail.com, dirlsdgfp@gmail.com
www.dgfpmis.org, www.dgfpimis.org


Government of the People's Republic of Bangladesh
Directorate General of Family Planning
Management Information System (MIS)
6, Kawran Bazar, Dhaka- 1215
www.dgfpbd.org

Memo No. - DGFP/MIS/97/323(part-5)/2008/50/৪৭ Date: 11 February, 2015.

Sub: Family Planning Monthly Logistics Report for the Month of December 2014.

Family Planning Monthly Logistics Report for the Month of December 2014 is sent herewith for your kind information & necessary action. This report is prepared on the basis of Form-7 submitted by Warehouses and Form-7B submitted by Upazila Family Planning Offices by using WIMS & UIMS operational tools. It provides useful information on monthly distribution and stock balance of all the major contraceptives & DDS Kits of Warehouse/Upazila Stores. A summary of important events happened during reporting month included in this report. For more information you are requested to visit at www.dgfpplmis.org web site.

Comments and suggestions for improvement of this report will be highly appreciated.


11.02.2015
(Md. Zahir Uddin Babar)
Director (MIS)
and
Line Director MIS-FP
Phone: 9146262
Mail: dirmisfp@gmail.com

Memo No. - DGFP/MIS/97/323(part-5)/2008/50/৪৭/১ (১০০) Date: 11 February, 2015.

Copy of the report forwarded to:

1. Secretary, Ministry of Health & Family Welfare, Bangladesh Secretariat, Dhaka.
2. Additional Secretary, Ministry of Health & Family Welfare, Bangladesh Secretariat, Dhaka.
3. Joint Secretary (WHO)/ (Coordination), Ministry of Health & Family Welfare, Bangladesh Secretariat, Dhaka.
4. Joint Chief (Planning), Ministry of Health & Family Welfare, Bangladesh Secretariat (Clinic Building), Dhaka.
5. Joint Chief (Population & Planning wing), Planning commission, Sher-e-Bangla Nagar, Dhaka.
6. Joint Chief (Planning), Program Management and Monitoring Unit (PMMU), Azimpur, Dhaka-1205.
7. P.S. to the Honorable Minister, Ministry of Health and Family Welfare, Bangladesh Secretariat, Dhaka, for kind information of the Honorable Minister.
8. P.S. to the Honorable State Minister, Ministry of Health and Family Welfare, Bangladesh Secretariat, Dhaka, for kind information of the Honorable State Minister.
9. Director Administration, Directorate General of Family Planning, 6 Kawran Bazar, Dhaka 1215.
10. Director Logistics & Supply and Line Director (Procurement, Storage & Supply Management), Directorate General of Family Planning, 6 Kawran Bazar, Dhaka 1215.

11. Director Finance & Line Director (Family Planning Field Service Delivery Program), Directorate General of Family Planning, 6 Kawran Bazar, Dhaka 1215.
12. Director (IEM) & Line Director (Information, Education and Communication), Directorate General of Family Planning, 6 Kawran Bazar, Dhaka 1215.
13. Director Planning & Line Director (Program Monitoring and Evaluation), Directorate General of Family Planning, 6 Kawran Bazar, Dhaka 1215.
14. Line Director (Maternal, Child, Reproductive and Adolescent Health), Directorate General of Family Planning, 6 Kawran Bazar, Dhaka 1215.
15. Line Director (Clinical Contraception Services Delivery), Directorate General of Family Planning, 6 Kawran Bazar, Dhaka 1215.
16. Divisional Director, Family Planning, Dhaka / Chittagong / Rajshahi / Khulna / Sylhet / Barisal/ Rangpur Division.
17. Deputy Chief (FW)/ (Health), Ministry of Health & Family Welfare, Bangladesh Secretariat, Dhaka.
18. Additional Director (Drugs and Stores), Directorate General of Family Planning, Central Warehouse, Mohakhali, Dhaka.
19. Deputy Director, Family Planning, ----- District (Your are requested to take appropriate measures to ensure timely submission of Form 7B report from upazilas and send these to MIS Unit within 9th working day of the next month).
20. Supply Officer, Family Planning, ----- CWH/RWHs.
21. Country Director, SPS/MSH, House No.-28, Flat-W2, Road No.-63, Gulshan-2, Dhaka-1212.
22. Country Director, The World Bank, E-32, Agargaon, Sher-e-Banala Nagar, Dhaka-1207.
23. Team Leader, Population & Health Team, USAID, Madani Avenue, Baridhara, Dhaka.
24. Country Representative, UNFPA, IDB Bhaban, Agargaon, Sher-E-Bangla Nagar, Dhaka.
25. Managing Director, SMC, SMC Tower, 33 Banani C/A, Dhaka-1213.
26. Documentation Center, IEM Unit, Directorate General of Family Planning, 6 Kawran Bazar, Dhaka.
27. PA to Director General, Directorate General of Family Planning, 6, Kawran Bazar, Dhaka 1215.
28. Office copy, MIS, DGFP, 6 Kawran Bazar, Dhaka -1215.



(Shalina Akther)
Deputy Director (MIS)

Table Of Contents

	Page
1. DGFP Stock Status Report	1-2
2. National Receipts Quantity by Product by Month	3
3. National Level Contraceptive Summary Report	4
4. Stock Status Report at Different Levels	5
5. Contraceptive Stock Status by Product at Upazila Store and Field	6-10
6. Contraceptive Stock Status by Product at Regional Warehouses/Upazila	11-31
7. Month-wise Consumption Trend	32-34
8. Report on Upazila and Warehouse Having Stock Out in last month	35

DGFP STOCK STATUS REPORT (For the Month of December 2014)

Updated 05 January 2015

CONDOM - Current national stock 195 m and this stock can be used up to March 2016.

- FY 2012-13 GoB (Revenue) 150m pieces :148.5m received as of 30 November 2014 & awaiting receipts of 1.5 m

PILL - Current national stock of pill is 177.8m cycles which will go up to October 2016.

- 2013-14 (Pool fund) 50m cycles: 48.5 received as of 31 December 2014; waiting receipts 1.5m.
- 2014-15 (Pool fund):60m cycles (ICB): Bid opened on 08 December 2014 & 18m cycles (NCB): TEC held on 24 December 2014.

IUD - Current national stock is 0.572m pcs and this stock can be used up to December 2016.

- FY 2013-14 (Pool fund) -0.4m pcs- Contract signed on 05 March 2014; awaiting receipts.

INJECTABLES - Current stock of 17.5m vials can be used up to March 2016.

- 2014-15 (Pool fund) 14m vials (ICB): BER sent to WB on 28 December 2014.
- 2014-15 (GoB Dev) 2.5m vials (NCB): IFT published on 12 December 2014.

IMPLANT - Current stock is 0.736m sets and this can be used up to December 2016.

DDS KITS - Current national stock is 0.062m boxes which can be used up to September 2015.

- 2014-15 (Pool fund) 0.070m boxes: IFB published on 10 December 2014.

You can also download the previous reports from <http://dgfplmis.org/>

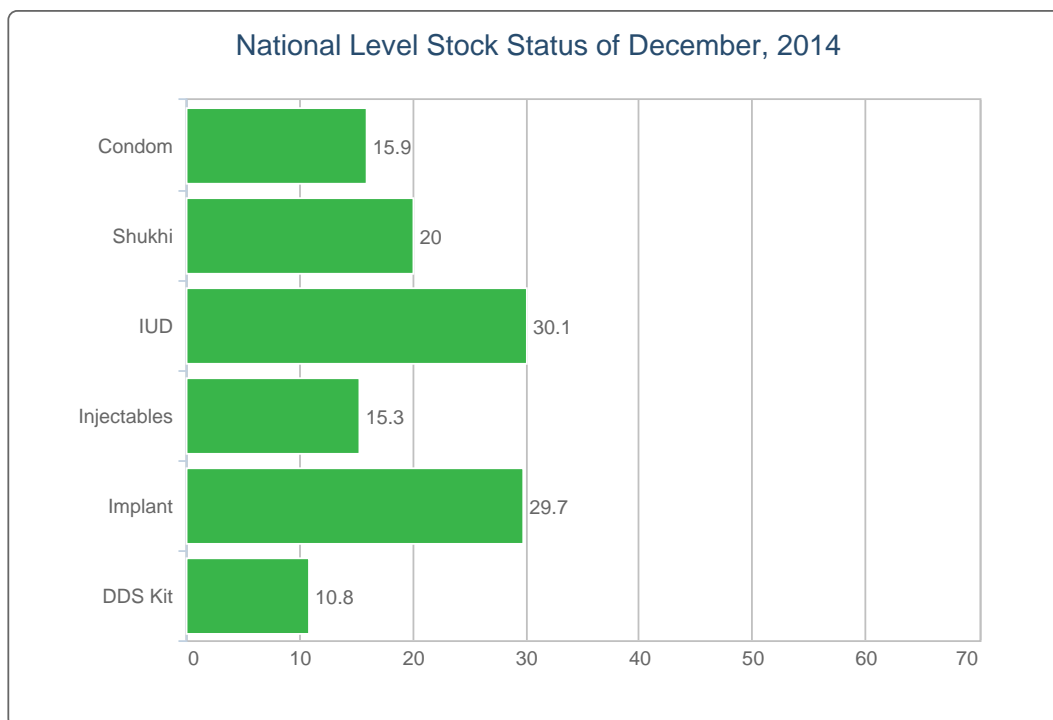
2. National Receipts Quantity by Product by Month

Contraceptive Received Report

Month: December, 2014

Item	Supplier	Receiver	Date Receipts	Qty	Remarks
<i>No National Receive This Month</i>					

3. National Level Contraceptive Summary Report

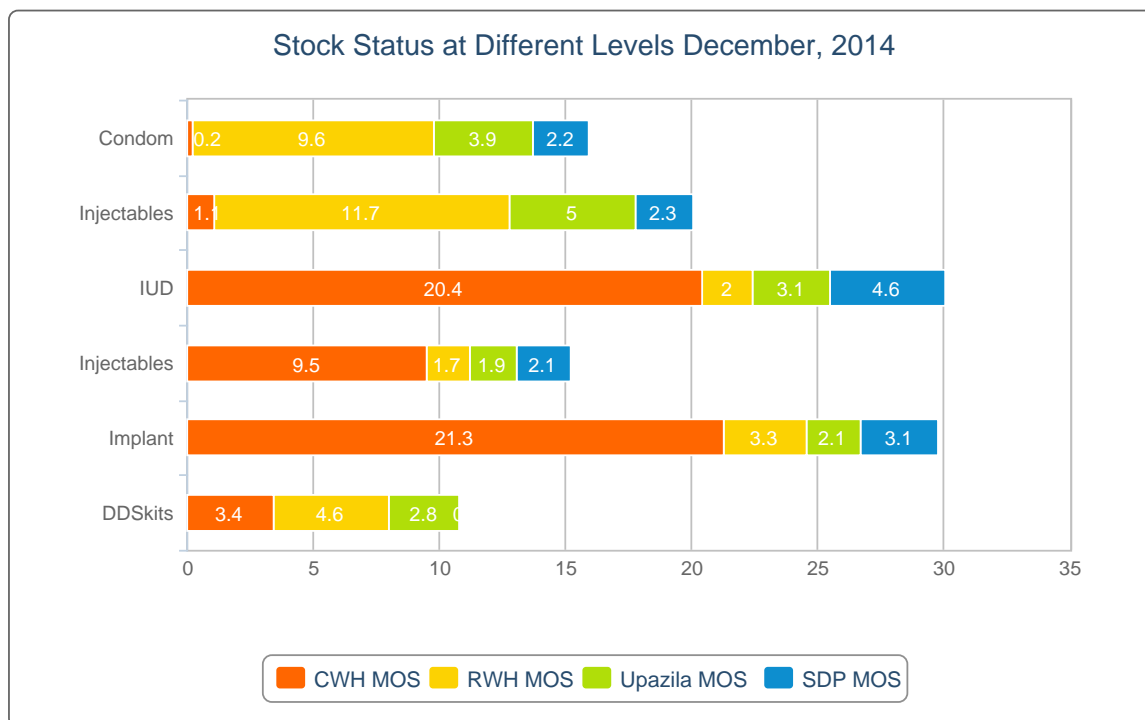


■ MOS less than 4.0
 ■ MOS 4.0 - 7.9
 ■ MOS 8.0 and above
 MOS = Month of Stock

National Level Stock Status of December, 2014

SL	Name of Products	Reported Consumption	Reported Closing Balance	Average Monthly Consumption	MOS
1	Condom	12,118,480	195,472,404	12,270,965	15.9
2	Shukhi	8,662,237	176,451,106	8,822,645	20
3	IUD	17,799	579,761	19,265	30.1
4	Injectables	1,160,519	17,522,159	1,148,566	15.3
5	Implant (Total)	24,781	757,174	25,472	29.7
6	DDS Kits	5,937	64,207	5,937	10.8

4. Stock Status Report at Different Levels

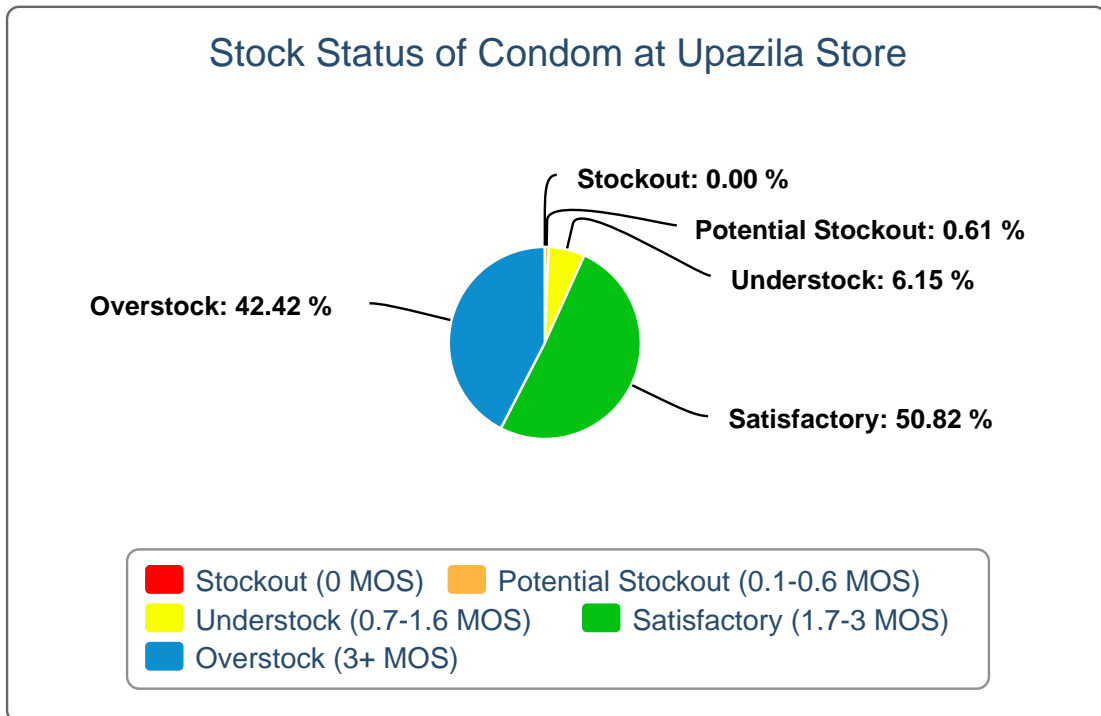


Stock Status at Different Levels December, 2014

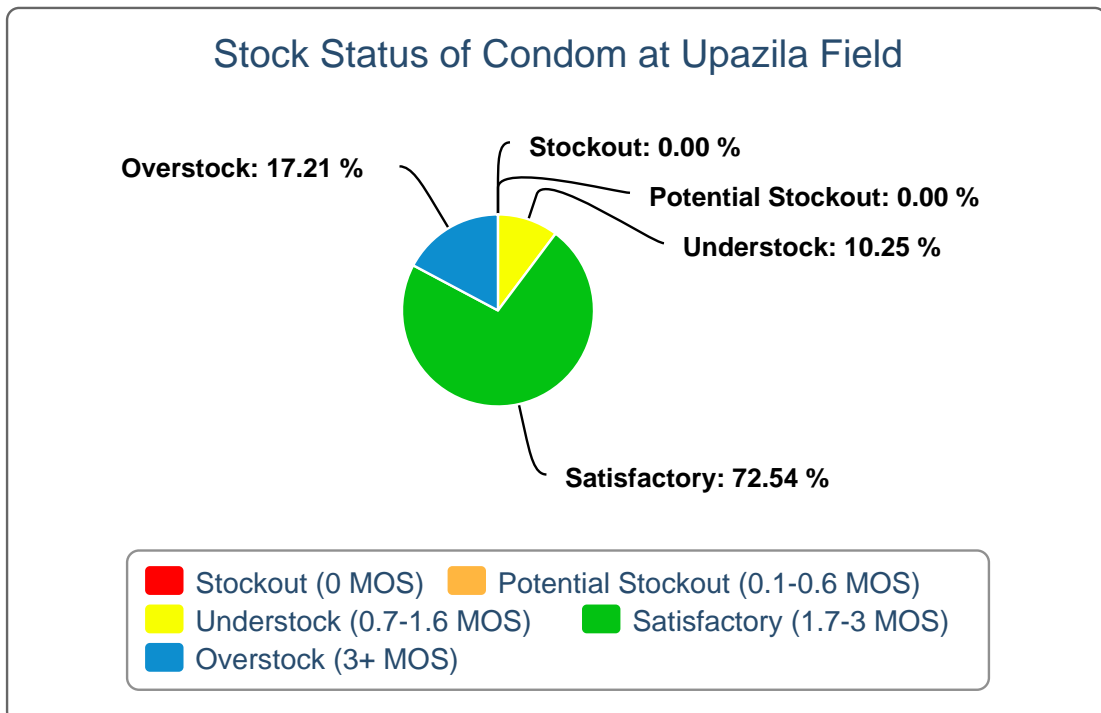
Products	Avg. Consump. of Last 6 Months	CWH Level	MOS	RWH Level	MOS	Upazila Level	MOS	Field Level	MOS	National Level	MOS
Condom	12,270,965	2,601,600	0.2	117,793,320	9.6	47,802,919	3.9	27,274,565	2.2	195,472,404	15.9
Shukhi	8,822,645	9,366,560	1.1	103,105,282	11.7	43,951,584	5	20,027,680	2.3	176,451,106	20
IUD	19,265	392,450	20.4	38,582	2	59,182	3.1	89,547	4.6	579,761	30.1
Injectables	1,148,566	10,931,800	9.5	1,961,700	1.7	2,231,670	1.9	2,396,989	2.1	17,522,159	15.3
Implant	25,472	542,226	21.3	84,384	3.3	52,307	2.1	78,257	3.1	757,174	29.7
(Total)											
DDS Kits	5,937	20,171	3.4	27,337	4.6	16,710	2.8			64,207	10.8

5. Contraceptive Stock Status by Product at Upazila Store and Field

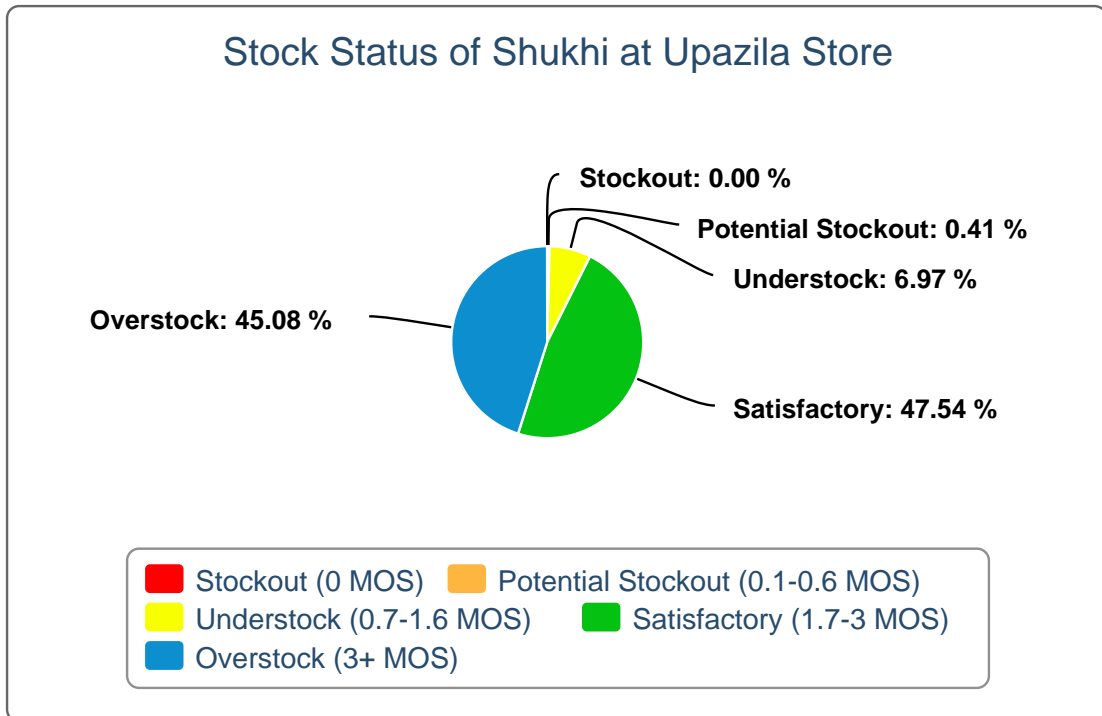
5(a).



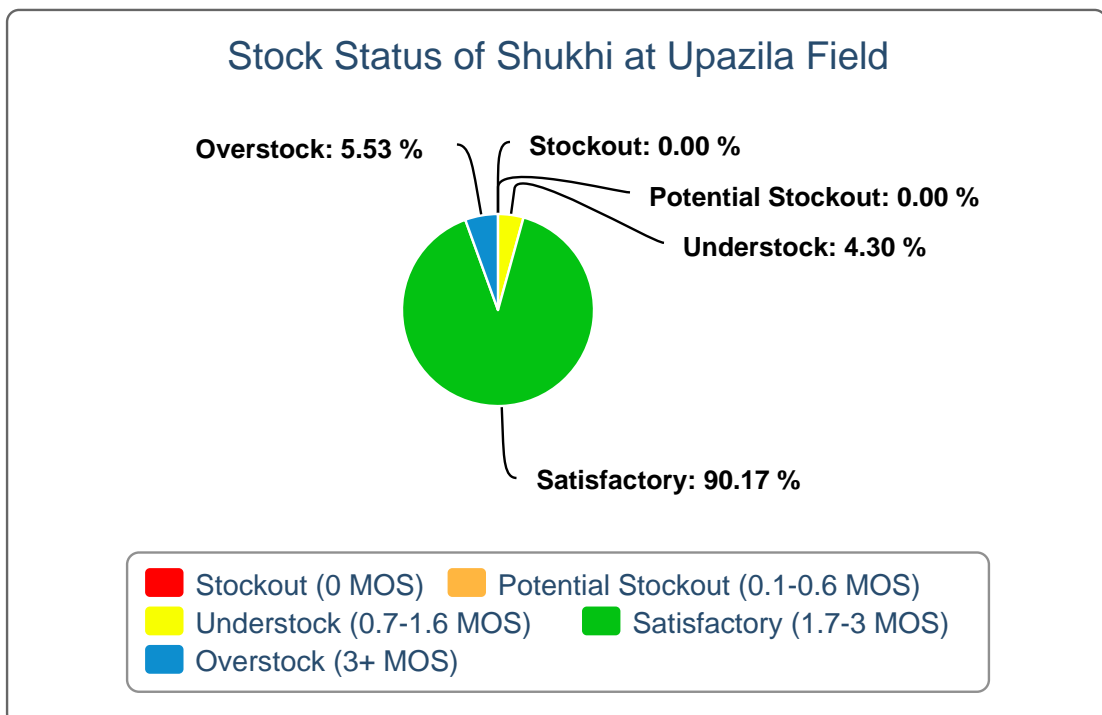
5(b).



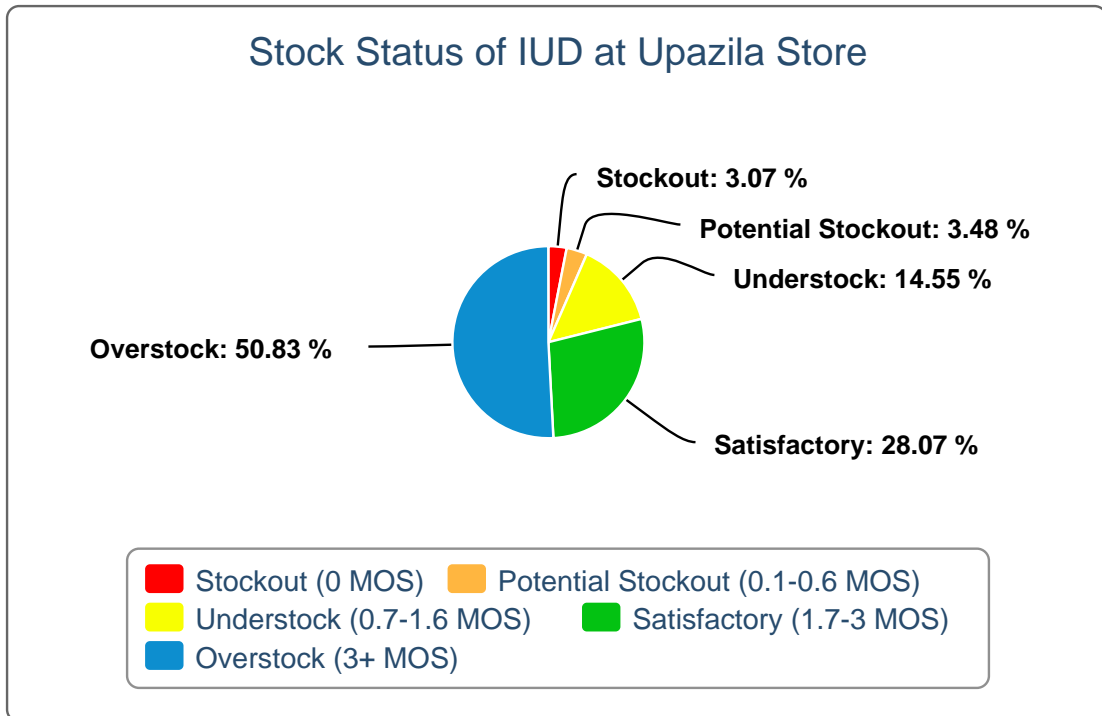
5(c).



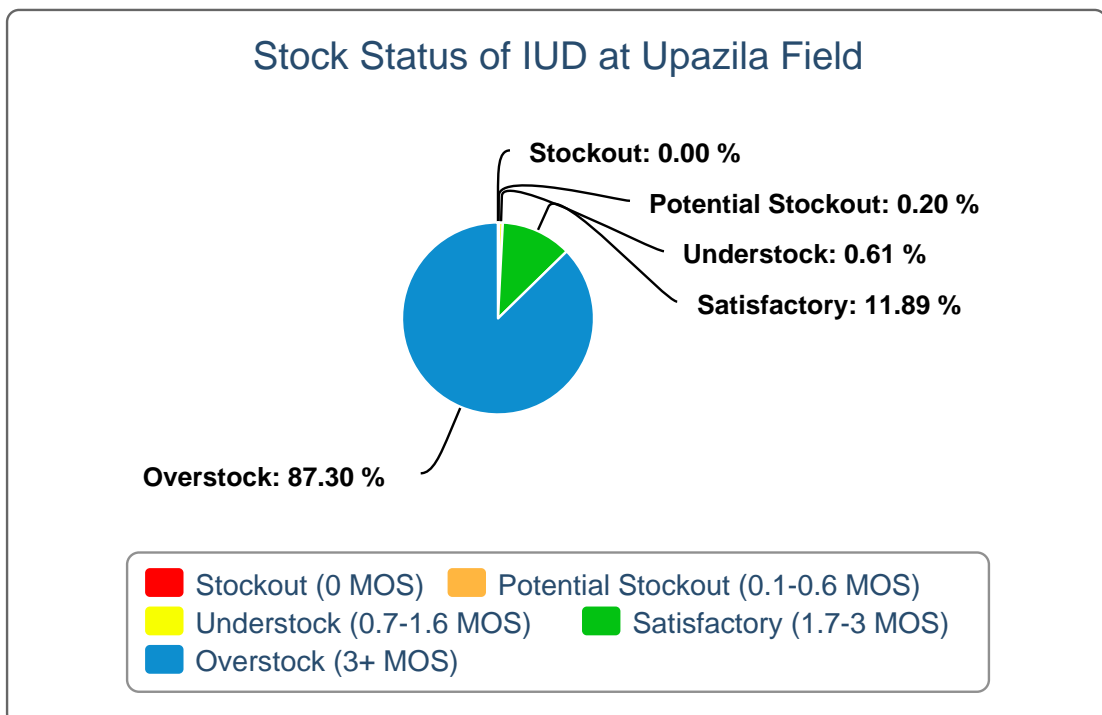
5(d).



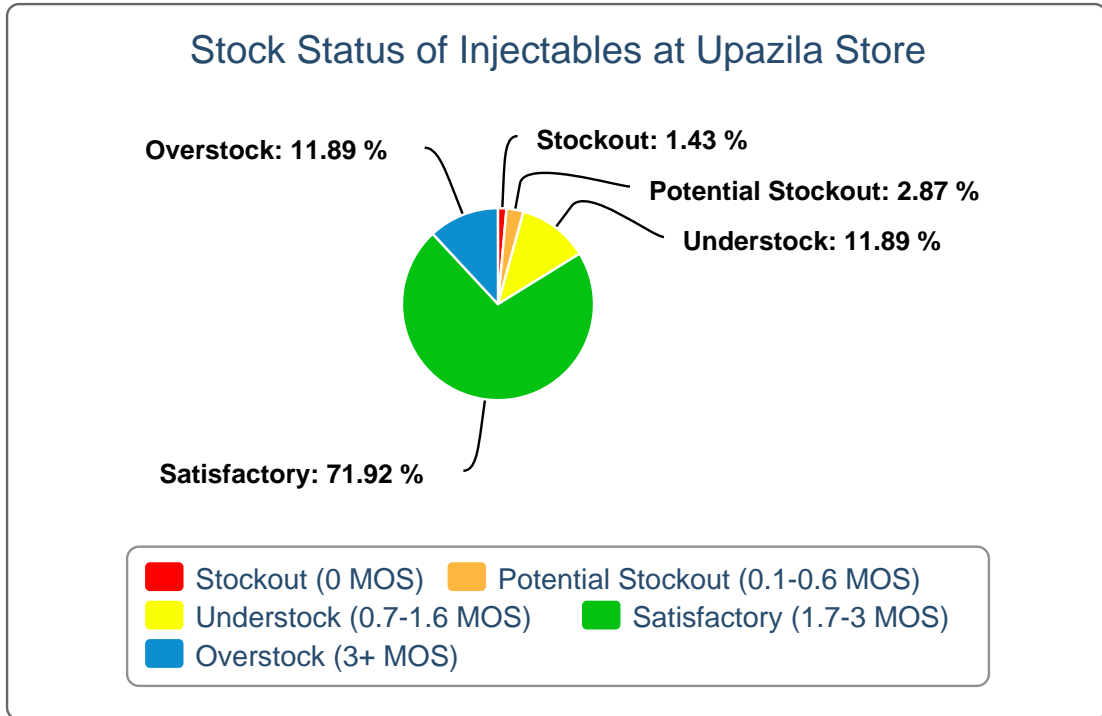
5(e).



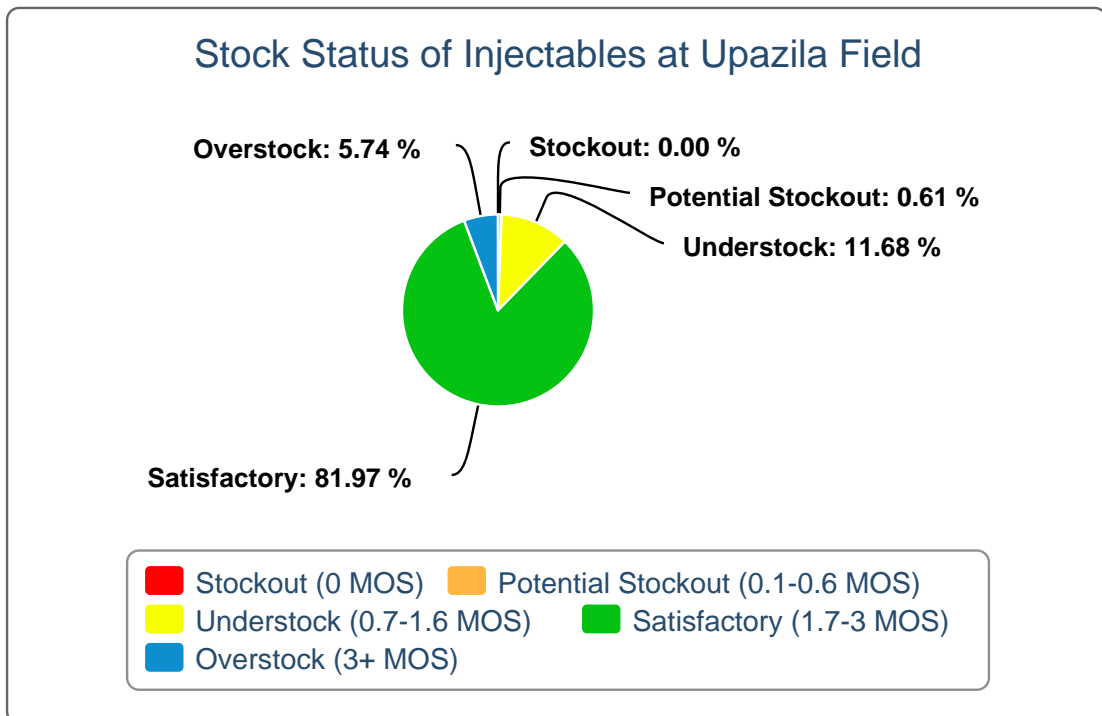
5(f).



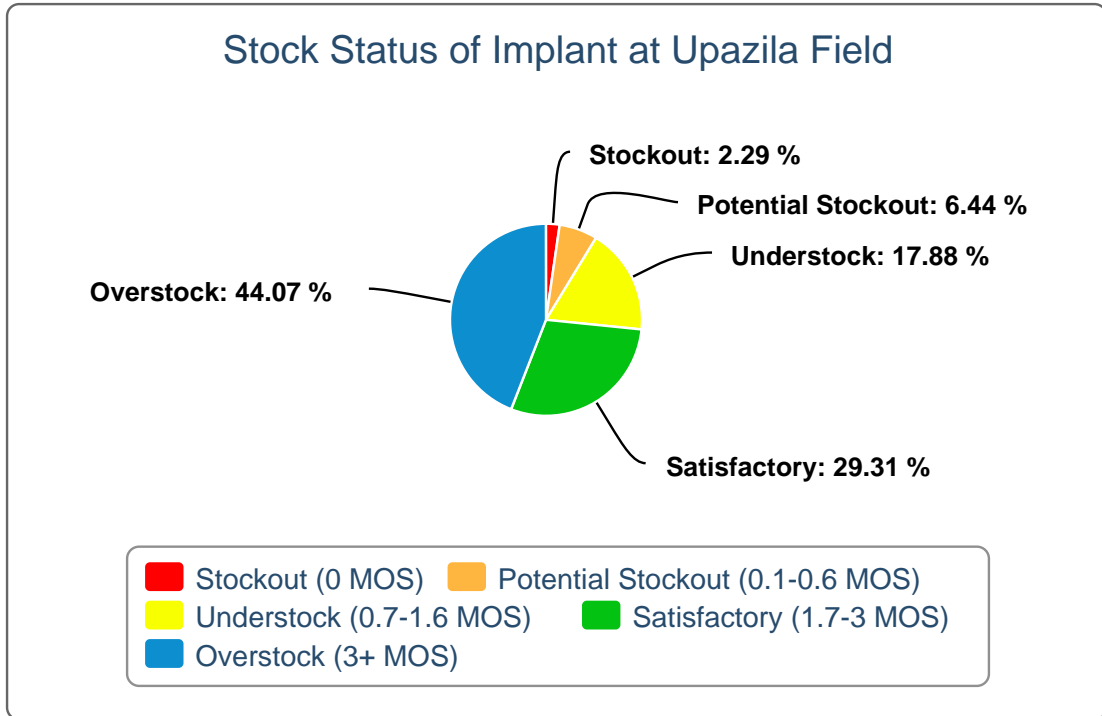
5(g).



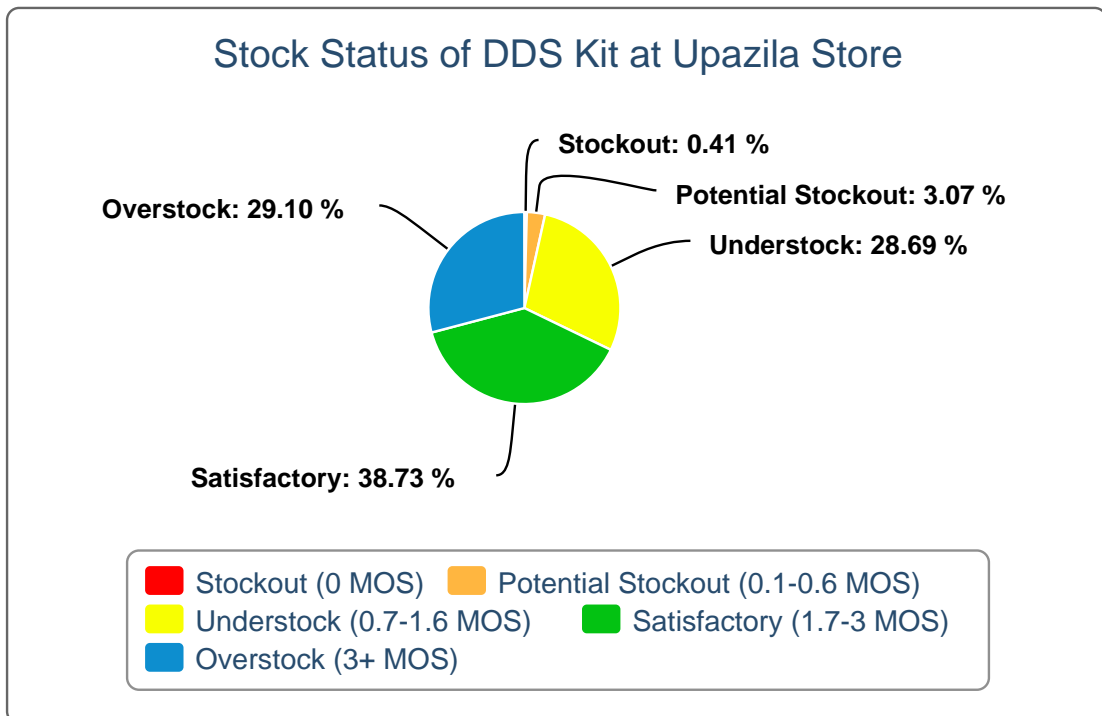
5(h).



5(i).



5(j).



6(a). Contraceptive Stock Status by Product at Regional Warehouses

SL	WH Name	Condom			Shukhi			IUD			Injectables			Implant			DDS Kits		
		CBL	AMD	MOS	CBL	AMD	MOS	CBL	AMD	MOS	CBL	AMD	MOS	CBL	AMD	MOS	CBL	AMD	MOS
1	Bandarbon RWH	330,000	31,386	10.5	97,920	21,797	4.5	350	99	3.5	18,000	3,907	4.6	108	86	1.3	190	28	6.8
2	Bhola RWH	234,000	163,841	1.4	263,520	110,211	2.4	1,400	286	4.9	91,000	47,306	1.9	2,014	315	6.4	226	129	1.8
3	Bogra RWH	22,102,000	609,199	36.3	4,505,760	481,126	9.4	3,090	702	4.4	84,300	43,177	2.0	4,904	1,927	2.5	8,342	330	25.3
4	Chittagong RWH	40,487,120	621,677	65.1	71,736,322	432,789	165.8	2,800	1,408	2.0	170,600	71,515	2.4	2,552	1,337	1.9	6,530	387	16.9
5	Comilla RWH	1,968,000	1,038,541	1.9	619,200	474,741	1.3	3,400	1,485	2.3	181,000	88,382	2.0	3,911	978	4.0	351	450	0.8
6	Dhaka CWH	2,601,600	1,918,889	1.4	9,366,560	982,580	9.5	392,450	3,135	125.2	10,931,800	127,617	85.7	542,226	2,415	224.5	20,171	476	42.4
7	Dinajpur RWH	708,000	221,034	3.2	2,309,760	393,521	5.9	1,300	669	1.9	86,000	47,402	1.8	2,360	1,185	2.0	136	260	0.5
8	Faridpur RWH	1,266,000	729,898	1.7	1,437,120	542,722	2.6	1,325	1,442	0.9	116,000	58,687	2.0	3,904	1,957	2.0	549	514	1.1
9	Jamalpur RWH	1,242,000	482,449	2.6	892,800	336,007	2.7	50	395	0.1	88,200	44,082	2.0	4,252	684	6.2	345	178	1.9
10	Jessore RWH	1,044,000	540,355	1.9	836,640	417,464	2.0	1,400	936	1.5	112,400	57,767	1.9	7,098	1,399	5.1	258	339	0.8
11	Khulna RWH	33,484,800	810,013	41.3	2,682,720	543,934	4.9	3,050	1,097	2.8	113,800	55,707	2.0	5,896	1,539	3.8	5,479	355	15.4
12	Kushtia RWH	1,050,000	387,641	2.7	1,815,840	224,228	8.1	550	315	1.7	84,400	41,509	2.0	4,108	617	6.7	230	180	1.3
13	Mymensingh RWH	1,578,000	964,234	1.6	1,486,080	956,954	1.6	3,900	1,446	2.7	124,000	61,565	2.0	7,300	2,548	2.9	501	444	1.1
14	Noakhali RWH	2,031,000	380,497	5.3	1,033,920	204,511	5.1	3,950	622	6.4	94,900	49,772	1.9	1,050	397	2.6	483	234	2.1
15	Pabna RWH	1,938,000	542,478	3.6	3,228,480	389,853	8.3	1,800	905	2.0	105,000	58,253	1.8	5,750	537	10.7	475	181	2.6
16	Patuakhali RWH	1,044,000	122,484	8.5	1,219,680	169,121	7.2	1,550	516	3.0	68,900	31,559	2.2	2,950	756	3.9	706	175	4.0
17	Rajshahi RWH	924,000	706,367	1.3	4,272,480	382,092	11.2	967	512	1.9	109,300	48,714	2.2	5,547	1,123	4.9	391	216	1.8
18	Rangamati RWH	1,688,400	58,633	28.8	201,600	39,449	5.1	100	100	1.0	15,000	3,800	3.9	598	173	3.5	366	41	8.9
19	Rangpur RWH	762,000	625,356	1.2	2,007,360	896,388	2.2	3,650	1,482	2.5	122,000	125,531	1.0	7,883	3,537	2.2	700	508	1.4
20	Sylhet RWH	2,133,000	792,910	2.7	676,800	453,568	1.5	3,000	1,247	2.4	108,900	50,701	2.1	5,639	1,218	4.6	406	350	1.2
21	Tangail RWH	1,779,000	523,083	3.4	1,781,280	369,589	4.8	950	466	2.0	68,000	31,613	2.2	6,560	744	8.8	673	162	4.2
Total		120,394,920	12,270,965		112,471,842	8,822,645		431,032	19,265		12,893,500	1,148,566		626,610	25,472		47,508	5,937	

6(b). Contraceptive Stock Status by Product at Upazila

SL	Warehouse Name	Upazila Name	Condom			Shukhi			IUD			Injectables			Implant			DDS Kits		
			CBL	AMD	MOS	CBL	AMD	MOS	CBL	AMD	MOS	CBL	AMD	MOS	CBL	AMD	MOS	CBL	AMD	MOS
1	Bandarbon RWH	Alikadam	13,400	3,372	0.4	12,915	1,735	0.6	51	13	0.5	463	1,224	0.1	14	17	0.2	6	4	0.2
2	Bandarbon RWH	Bandarban	19,400	5,916	0.6	12,225	4,561	0.6	63	25	0.6	1,508	761	0.4	70	15	0.8	18	10	0.6
3	Bandarbon RWH	Lama	17,600	4,829	0.6	7,935	4,209	0.4	0	28	0.0	1,278	823	0.3	50	17	0.6	0	10	0.0
4	Bandarbon RWH	Naikhongchhari	34,082	6,527	1.1	20,072	6,159	0.9	155	9	1.6	3,423	706	0.9	35	6	0.4	25	4	0.9
5	Bandarbon RWH	Rowangchhari	11,900	2,743	0.4	7,490	1,722	0.3	9	8	0.1	900	186	0.2	50	12	0.6	11	4	0.4
6	Bandarbon RWH	Ruma	19,200	6,399	0.6	11,205	1,758	0.5	64	7	0.6	821	107	0.2	48	7	0.6	16	3	0.6
7	Bandarbon RWH	Thanchi	26,700	1,600	0.9	10,544	1,653	0.5	40	9	0.4	279	100	0.1	11	12	0.1	12	1	0.4
8	Bhola RWH	Bhola	57,600	19,587	0.4	37,215	16,306	0.3	7	34	0.0	19,350	8,459	0.4	0	78	0.0	36	23	0.3
9	Bhola RWH	Burhanuddin	22,100	6,989	0.1	24,420	10,271	0.2	17	25	0.1	9,111	3,020	0.2	128	51	0.4	14	11	0.1
10	Bhola RWH	Char Fesson	79,000	37,024	0.5	38,894	21,096	0.4	80	40	0.3	18,426	8,260	0.4	128	51	0.4	63	18	0.5
11	Bhola RWH	Daulatkhan	42,300	17,055	0.3	21,855	8,738	0.2	90	11	0.3	10,000	4,143	0.2	100	18	0.3	8	8	0.1
12	Bhola RWH	Hizla	44,500	15,289	0.3	18,505	7,498	0.2	167	25	0.6	7,408	3,261	0.2	144	9	0.5	32	9	0.2
13	Bhola RWH	Lalmohan	54,900	20,206	0.3	41,040	15,171	0.4	90	31	0.3	17,200	6,759	0.4	164	32	0.5	27	14	0.2
14	Bhola RWH	Mehendiganj	46,700	21,182	0.3	31,845	14,464	0.3	185	44	0.6	10,805	5,529	0.2	114	34	0.4	31	20	0.2
15	Bhola RWH	Monpura	27,500	6,226	0.2	13,530	3,619	0.1	140	14	0.5	7,093	2,170	0.1	78	7	0.2	4	1	0.0
16	Bhola RWH	Muladi	20,800	10,254	0.1	16,911	7,025	0.2	93	48	0.3	5,241	2,421	0.1	128	13	0.4	15	12	0.1
17	Bhola RWH	Tazumuddin	30,700	10,029	0.2	15,370	6,023	0.1	60	14	0.2	8,079	3,284	0.2	0	22	0.0	11	5	0.1
18	Bogra RWH	Adamdighi	557,600	16,082	0.9	225,525	11,983	0.5	59	25	0.1	1,716	764	0.0	0	52	0.0	31	7	0.1
19	Bogra RWH	Akkelpur	154,300	6,312	0.3	102,295	9,666	0.2	36	6	0.1	2,359	721	0.1	0	74	0.0	33	7	0.1
20	Bogra RWH	Atrai	405,500	15,535	0.7	293,045	13,348	0.6	14	12	0.0	930	529	0.0	0	34	0.0	58	9	0.2
21	Bogra RWH	Badalgachi	33,100	16,765	0.1	48,035	17,021	0.1	16	11	0.0	4,683	2,371	0.1	128	26	0.1	35	10	0.1
22	Bogra RWH	Bogra	146,900	86,394	0.2	49,795	24,855	0.1	70	60	0.1	5,528	3,391	0.1	622	172	0.3	43	21	0.1
23	Bogra RWH	Dhamoirhat	641,184	10,883	1.1	672,623	11,419	1.4	5	7	0.0	4,976	1,282	0.1	0	20	0.0	28	10	0.1
24	Bogra RWH	Dhunat	265,500	30,587	0.4	444,611	23,536	0.9	33	39	0.0	4,941	2,501	0.1	0	101	0.0	38	12	0.1
25	Bogra RWH	Dhupchachia	372,100	9,271	0.6	202,170	9,657	0.4	121	11	0.2	2,075	1,059	0.0	0	69	0.0	35	7	0.1

SL	Warehouse Name	Upazila Name	Condom			Shukhi			IUD			Injectables			Implant			DDS Kits		
			CBL	AMD	MOS	CBL	AMD	MOS	CBL	AMD	MOS	CBL	AMD	MOS	CBL	AMD	MOS	CBL	AMD	MOS
26	Bogra RWH	Gabtali	77,200	34,685	0.1	50,220	19,835	0.1	70	18	0.1	6,200	3,290	0.1	0	72	0.0	32	15	0.1
27	Bogra RWH	Ghoraghat	113,500	6,827	0.2	47,265	7,810	0.1	75	25	0.1	1,645	482	0.0	100	39	0.1	21	6	0.1
28	Bogra RWH	Hakimpur	41,900	10,489	0.1	19,659	6,812	0.0	48	16	0.1	1,615	701	0.0	0	23	0.0	25	5	0.1
29	Bogra RWH	Jaipurhat	56,600	24,939	0.1	31,011	17,466	0.1	90	44	0.1	3,800	1,765	0.1	0	123	0.0	31	15	0.1
30	Bogra RWH	Kahaloo	44,800	18,087	0.1	28,860	12,307	0.1	64	20	0.1	1,753	878	0.0	128	110	0.1	23	10	0.1
31	Bogra RWH	Kalai	142,900	9,127	0.2	1,489,320	10,053	3.1	42	15	0.1	3,123	940	0.1	256	42	0.1	29	8	0.1
32	Bogra RWH	Khetlal	40,000	7,917	0.1	27,555	6,215	0.1	51	13	0.1	1,468	381	0.0	192	45	0.1	21	8	0.1
33	Bogra RWH	Manda	62,000	16,153	0.1	108,720	35,464	0.2	200	78	0.3	7,000	2,330	0.2	0	50	0.0	69	18	0.2
34	Bogra RWH	Mohadevpur	174,300	14,752	0.3	86,370	23,456	0.2	51	33	0.1	2,948	1,269	0.1	0	43	0.0	41	14	0.1
35	Bogra RWH	Nandigram	29,600	12,892	0.0	48,750	19,866	0.1	4	26	0.0	1,071	562	0.0	0	22	0.0	24	5	0.1
36	Bogra RWH	Naogaon	52,400	28,215	0.1	41,970	22,330	0.1	66	23	0.1	4,044	2,082	0.1	0	54	0.0	23	20	0.1
37	Bogra RWH	Niamatpur	48,500	10,543	0.1	53,045	13,574	0.1	75	14	0.1	3,043	1,010	0.1	0	72	0.0	26	11	0.1
38	Bogra RWH	Panch Bibi	64,100	13,794	0.1	54,000	9,646	0.1	15	8	0.0	2,187	533	0.1	256	80	0.1	34	12	0.1
39	Bogra RWH	Patnitola	95,000	8,270	0.2	569,145	12,705	1.2	60	7	0.1	2,064	600	0.0	0	51	0.0	31	12	0.1
40	Bogra RWH	Porsha	34,000	12,815	0.1	48,510	12,107	0.1	7	9	0.0	1,765	581	0.0	0	14	0.0	23	6	0.1
41	Bogra RWH	Raninagar	46,600	22,417	0.1	39,770	18,427	0.1	37	9	0.1	1,716	929	0.0	0	40	0.0	14	9	0.0
42	Bogra RWH	Sariakandi	34,500	18,166	0.1	30,915	11,148	0.1	51	32	0.1	3,624	1,886	0.1	0	135	0.0	33	14	0.1
43	Bogra RWH	Shahjahanpur	95,800	51,454	0.2	45,450	21,784	0.1	45	30	0.1	3,018	1,567	0.1	0	76	0.0	28	16	0.1
44	Bogra RWH	Shapahar	41,100	8,672	0.1	37,785	13,045	0.1	42	4	0.1	2,708	995	0.1	39	24	0.0	29	7	0.1
45	Bogra RWH	Sherpur(Bogra)	260,900	30,890	0.4	598,335	22,009	1.2	86	46	0.1	4,746	2,392	0.1	0	76	0.0	58	12	0.2
46	Bogra RWH	Shibganj(Bogra a)	208,500	30,466	0.3	615,360	27,412	1.3	65	18	0.1	6,550	3,975	0.2	0	104	0.0	25	18	0.1
47	Bogra RWH	Sonatala	56,800	25,800	0.1	34,770	16,170	0.1	54	43	0.1	2,655	1,411	0.1	128	84	0.1	24	10	0.1
48	Chittagong RWH	Anwara	860,200	17,556	1.4	159,840	15,144	0.4	70	48	0.0	2,613	1,160	0.0	260	35	0.2	70	16	0.2
49	Chittagong RWH	Banshkhali	51,900	26,649	0.1	44,245	17,960	0.1	187	43	0.1	7,173	2,982	0.1	200	69	0.1	40	14	0.1
50	Chittagong RWH	Boalkhali	586,400	9,845	0.9	175,614	13,058	0.4	119	30	0.1	1,171	594	0.0	200	43	0.1	237	16	0.6

SL	Warehouse Name	Upazila Name	Condom			Shukhi			IUD			Injectables			Implant			DDS Kits		
			CBL	AMD	MOS	CBL	AMD	MOS	CBL	AMD	MOS	CBL	AMD	MOS	CBL	AMD	MOS	CBL	AMD	MOS
51	Chittagong RWH	Chakaria	197,900	20,986	0.3	123,750	22,576	0.3	270	80	0.2	9,496	4,811	0.1	0	49	0.0	193	28	0.5
52	Chittagong RWH	Chandanaish	162,800	16,543	0.3	136,605	13,832	0.3	77	44	0.1	1,931	1,062	0.0	300	25	0.2	210	16	0.5
53	Chittagong RWH	Cox's Bazar	302,800	36,545	0.5	621,015	19,066	1.4	144	37	0.1	6,941	3,764	0.1	64	38	0.0	135	14	0.3
54	Chittagong RWH	Dighinala	29,300	8,622	0.0	30,730	8,796	0.1	58	13	0.0	3,220	1,443	0.0	0	5	0.0	64	7	0.2
55	Chittagong RWH	Double Mooring	138,000	66,085	0.2	29,340	18,851	0.1	329	132	0.2	17,121	7,256	0.2	390	153	0.3	12	3	0.0
56	Chittagong RWH	Fatikchhari	371,200	39,127	0.6	664,665	22,733	1.5	200	59	0.1	5,862	2,962	0.1	400	127	0.3	203	18	0.5
57	Chittagong RWH	Hathazari	241,500	39,743	0.4	103,676	19,713	0.2	206	36	0.1	3,217	1,423	0.0	0	67	0.0	24	20	0.1
58	Chittagong RWH	Khagrachhari	32,600	11,461	0.1	26,835	7,346	0.1	28	11	0.0	2,035	1,002	0.0	50	28	0.0	55	9	0.1
59	Chittagong RWH	Kutubdia	61,000	6,319	0.1	48,217	6,481	0.1	60	12	0.0	942	2,098	0.0	64	22	0.0	20	5	0.1
60	Chittagong RWH	Laksmichhari	17,700	1,990	0.0	27,090	2,742	0.1	0	13	0.0	319	131	0.0	0	4	0.0	14	5	0.0
61	Chittagong RWH	Lohagara	382,400	12,203	0.6	137,595	15,030	0.3	90	37	0.1	3,882	1,846	0.1	0	34	0.0	145	11	0.4
62	Chittagong RWH	Mahalchhari	25,700	4,791	0.0	20,957	4,882	0.0	12	9	0.0	1,641	541	0.0	0	7	0.0	26	6	0.1
63	Chittagong RWH	Mahesh Khali	42,800	6,388	0.1	29,910	21,204	0.1	50	52	0.0	4,363	2,701	0.1	0	37	0.0	25	8	0.1
64	Chittagong RWH	Manikchhari	17,000	2,032	0.0	21,945	1,997	0.1	50	1	0.0	1,055	549	0.0	24	7	0.0	6	2	0.0
65	Chittagong RWH	Matiranga	63,640	13,414	0.1	58,665	9,593	0.1	100	21	0.1	2,600	1,173	0.0	20	16	0.0	49	13	0.1
66	Chittagong RWH	Mirsarai	43,258	13,788	0.1	86,294	16,728	0.2	100	71	0.1	6,362	3,109	0.1	0	45	0.0	187	25	0.5
67	Chittagong RWH	Panchhari	11,200	2,891	0.0	13,054	5,314	0.0	0	4	0.0	133	338	0.0	50	5	0.0	18	4	0.0
68	Chittagong RWH	Panchlaish	272,800	65,378	0.4	36,755	11,299	0.1	272	103	0.2	8,527	4,670	0.1	250	120	0.2	10	2	0.0
69	Chittagong RWH	Patiya	167,100	23,737	0.3	145,515	23,530	0.3	225	135	0.2	5,425	2,661	0.1	150	133	0.1	197	39	0.5
70	Chittagong RWH	Pekua	9,400	2,697	0.0	13,695	4,536	0.0	5	6	0.0	590	1,749	0.0	20	9	0.0	24	8	0.1
71	Chittagong RWH	Ramgarh	33,700	5,344	0.1	40,134	4,627	0.1	20	4	0.0	711	309	0.0	20	6	0.0	39	5	0.1
72	Chittagong RWH	Ramu	252,800	16,903	0.4	74,475	15,079	0.2	42	13	0.0	7,607	3,780	0.1	70	21	0.1	91	11	0.2
73	Chittagong RWH	Rangunia	181,100	27,791	0.3	127,590	19,146	0.3	158	86	0.1	2,992	1,929	0.0	200	43	0.1	79	16	0.2
74	Chittagong RWH	Raozan	295,200	40,682	0.5	143,005	19,489	0.3	235	87	0.2	3,049	1,568	0.0	100	41	0.1	58	15	0.1
75	Chittagong RWH	Sandwip	34,789	10,011	0.1	67,616	14,314	0.2	217	83	0.2	3,362	2,437	0.0	64	20	0.0	21	4	0.1

SL	Warehouse Name	Upazila Name	Condom			Shukhi			IUD			Injectables			Implant			DDS Kits		
			CBL	AMD	MOS	CBL	AMD	MOS	CBL	AMD	MOS	CBL	AMD	MOS	CBL	AMD	MOS	CBL	AMD	MOS
76	Chittagong RWH	Satkania	137,000	12,623	0.2	157,300	12,834	0.4	109	31	0.1	3,450	1,650	0.0	136	42	0.1	124	15	0.3
77	Chittagong RWH	Sitakunda	347,600	31,301	0.6	253,266	20,459	0.6	84	74	0.1	2,378	2,298	0.0	0	42	0.0	38	13	0.1
78	Chittagong RWH	Teknaf	214,000	24,591	0.3	106,608	17,962	0.2	84	28	0.1	12,600	6,195	0.2	120	25	0.1	65	7	0.2
79	Chittagong RWH	Ukhia	43,980	3,641	0.1	40,201	6,468	0.1	16	5	0.0	2,628	1,324	0.0	0	19	0.0	82	5	0.2
80	Comilla RWH	Akhaura	97,700	9,548	0.1	61,950	6,700	0.1	208	13	0.1	2,961	1,053	0.0	118	19	0.1	26	7	0.1
81	Comilla RWH	Ashuganj	134,200	13,918	0.1	59,870	5,373	0.1	342	44	0.2	4,651	793	0.1	378	18	0.4	35	7	0.1
82	Comilla RWH	Bancharampur	162,400	32,483	0.2	117,555	12,360	0.2	233	43	0.2	7,631	3,433	0.1	100	39	0.1	42	15	0.1
83	Comilla RWH	Barura	350,500	40,844	0.3	47,138	23,559	0.1	318	41	0.2	85	3,816	0.0	100	28	0.1	20	22	0.0
84	Comilla RWH	Bijoyagar	323,200	32,133	0.3	78,390	13,909	0.2	446	20	0.3	13,015	2,312	0.1	0	11	0.0	62	12	0.1
85	Comilla RWH	Brahmanbaria	372,083	59,192	0.4	113,666	17,800	0.2	211	81	0.1	7,189	3,957	0.1	0	69	0.0	48	19	0.1
86	Comilla RWH	Brahmanpara	73,500	11,933	0.1	21,240	9,350	0.0	104	23	0.1	2,699	1,167	0.0	50	23	0.1	6	10	0.0
87	Comilla RWH	Burichang	113,500	52,608	0.1	22,407	23,099	0.0	134	83	0.1	3,052	2,339	0.0	0	77	0.0	31	12	0.1
88	Comilla RWH	Chandina	317,900	37,534	0.3	148,040	18,525	0.3	166	41	0.1	5,969	3,420	0.1	100	13	0.1	4	20	0.0
89	Comilla RWH	Chandpur	109,400	19,845	0.1	46,774	17,799	0.1	362	60	0.2	6,522	3,433	0.1	300	49	0.3	35	21	0.1
90	Comilla RWH	Chouddagram	255,500	23,475	0.2	105,855	21,960	0.2	521	76	0.4	13,187	4,792	0.1	250	24	0.3	40	22	0.1
91	Comilla RWH	Comilla	372,100	59,456	0.4	139,815	18,972	0.3	341	111	0.2	5,818	4,243	0.1	310	120	0.3	56	12	0.1
92	Comilla RWH	Daudkandi	406,100	39,139	0.4	142,695	15,026	0.3	19	99	0.0	6,396	3,106	0.1	200	31	0.2	12	17	0.0
93	Comilla RWH	Debidwar	353,700	39,421	0.3	154,905	22,654	0.3	105	154	0.1	6,988	3,476	0.1	400	32	0.4	48	20	0.1
94	Comilla RWH	Faridganj	212,300	23,667	0.2	116,814	14,358	0.2	426	37	0.3	8,522	3,292	0.1	300	45	0.3	53	15	0.1
95	Comilla RWH	Haimchar	71,500	2,711	0.1	34,065	5,016	0.1	262	8	0.2	6,347	913	0.1	50	13	0.1	22	4	0.0
96	Comilla RWH	Hajiganj	184,400	10,229	0.2	99,015	11,037	0.2	180	32	0.1	2,955	2,678	0.0	100	11	0.1	15	14	0.0
97	Comilla RWH	Homna	175,600	33,045	0.2	79,515	9,006	0.2	114	30	0.1	3,723	1,734	0.0	0	9	0.0	45	14	0.1
98	Comilla RWH	Kachua(Chandpur)	394,700	42,902	0.4	104,925	15,142	0.2	80	44	0.1	146	4,342	0.0	250	10	0.3	4	21	0.0
99	Comilla RWH	Kasba	182,800	63,788	0.2	97,350	22,411	0.2	369	44	0.2	4,710	1,731	0.1	0	16	0.0	27	13	0.1
100	Comilla RWH	Laksam	150,900	15,069	0.1	79,128	10,979	0.2	63	32	0.0	3,115	2,057	0.0	340	15	0.3	18	10	0.0

SL	Warehouse Name	Upazila Name	Condom			Shukhi			IUD			Injectables			Implant			DDS Kits		
			CBL	AMD	MOS	CBL	AMD	MOS	CBL	AMD	MOS	CBL	AMD	MOS	CBL	AMD	MOS	CBL	AMD	MOS
101	Comilla RWH	Matlab	376,500	10,858	0.4	103,447	7,930	0.2	274	25	0.2	7,553	2,793	0.1	100	18	0.1	34	12	0.1
102	Comilla RWH	Matlab Uttar	127,500	27,516	0.1	12,460	16,186	0.0	235	39	0.2	12,176	2,225	0.1	0	31	0.0	21	12	0.0
103	Comilla RWH	Meghna	57,700	5,961	0.1	44,530	4,234	0.1	162	13	0.1	2,726	1,032	0.0	155	10	0.2	24	7	0.1
104	Comilla RWH	Monohargonj	212,400	13,532	0.2	51,800	9,255	0.1	280	26	0.2	3,559	1,584	0.0	280	10	0.3	23	10	0.1
105	Comilla RWH	Muradnagar	388,200	94,825	0.4	153,525	32,231	0.3	2	72	0.0	3,024	5,263	0.0	100	84	0.1	33	27	0.1
106	Comilla RWH	Nabi Nagar	167,900	71,400	0.2	113,760	17,100	0.2	145	38	0.1	11,167	3,323	0.1	150	16	0.2	45	21	0.1
107	Comilla RWH	Nangalkot	118,200	46,307	0.1	52,980	12,610	0.1	153	26	0.1	16,168	2,853	0.2	150	16	0.2	34	14	0.1
108	Comilla RWH	Nasir Nagar	247,200	28,695	0.2	102,180	14,498	0.2	175	17	0.1	9,364	1,662	0.1	300	16	0.3	34	13	0.1
109	Comilla RWH	Sadar South	133,300	20,173	0.1	69,285	19,033	0.1	151	50	0.1	10,163	3,202	0.1	100	35	0.1	21	15	0.0
110	Comilla RWH	Sarail	355,600	35,949	0.3	128,805	13,499	0.3	235	26	0.2	6,632	2,150	0.1	264	53	0.3	40	10	0.1
111	Comilla RWH	Shahrasti	39,700	5,046	0.0	56,445	7,343	0.1	83	13	0.1	4,198	2,783	0.0	250	2	0.3	24	8	0.1
112	Comilla RWH	Titas	186,500	15,339	0.2	136,258	5,787	0.3	310	24	0.2	5,950	1,425	0.1	300	15	0.3	24	10	0.1
113	Dhaka CWH	Araihazar	166,200	16,750	0.1	314,410	20,653	0.3	357	108	0.1	7,112	3,579	0.1	490	58	0.2	41	12	0.1
114	Dhaka CWH	Bandar	56,900	58,445	0.0	28,995	20,073	0.0	135	43	0.0	4,075	2,050	0.0	0	51	0.0	2	8	0.0
115	Dhaka CWH	Belabo	12,400	17,720	0.0	11,490	12,652	0.0	15	53	0.0	1,100	1,506	0.0	100	38	0.0	10	11	0.0
116	Dhaka CWH	Daulatpur(Manikganj)	50,700	19,607	0.0	28,035	14,259	0.0	415	29	0.1	2,920	1,456	0.0	100	37	0.0	28	9	0.1
117	Dhaka CWH	Dhamrai	56,299	25,376	0.0	43,888	26,983	0.0	543	137	0.2	4,847	2,310	0.0	0	73	0.0	26	20	0.1
118	Dhaka CWH	Dohar	31,552	9,994	0.0	24,663	6,448	0.0	294	12	0.1	975	524	0.0	0	38	0.0	10	7	0.0
119	Dhaka CWH	Gazaria	219,080	9,273	0.1	31,275	8,452	0.0	130	23	0.0	1,880	864	0.0	50	17	0.0	17	8	0.0
120	Dhaka CWH	Ghior	87,000	24,705	0.0	53,290	12,173	0.1	46	16	0.0	1,847	1,291	0.0	0	37	0.0	16	9	0.0
121	Dhaka CWH	Harirampur	38,900	16,263	0.0	27,525	6,443	0.0	126	22	0.0	1,978	1,001	0.0	0	24	0.0	21	9	0.0
122	Dhaka CWH	Joydevpur	72,099	68,825	0.0	38,295	41,971	0.0	304	187	0.1	5,453	2,998	0.0	0	91	0.0	25	11	0.1
123	Dhaka CWH	Kaliakair	56,400	24,045	0.0	47,340	24,296	0.0	112	51	0.0	2,327	1,229	0.0	0	45	0.0	17	8	0.0
124	Dhaka CWH	Kaliganj(Gazipur)	108,900	44,457	0.1	40,310	19,955	0.0	290	81	0.1	2,286	1,221	0.0	0	17	0.0	23	13	0.0
125	Dhaka CWH	Kapasias	59,000	28,465	0.0	41,800	21,626	0.0	249	66	0.1	2,565	1,239	0.0	0	14	0.0	24	16	0.1

SL	Warehouse Name	Upazila Name	Condom			Shukhi			IUD			Injectables			Implant			DDS Kits		
			CBL	AMD	MOS	CBL	AMD	MOS	CBL	AMD	MOS	CBL	AMD	MOS	CBL	AMD	MOS	CBL	AMD	MOS
126	Dhaka CWH	Keraniganj	109,258	61,639	0.1	69,844	35,285	0.1	338	159	0.1	897	4,794	0.0	3,676	132	1.5	1	23	0.0
127	Dhaka CWH	Lohajang	45,000	23,388	0.0	25,560	10,577	0.0	122	40	0.0	2,138	1,007	0.0	100	27	0.0	21	13	0.0
128	Dhaka CWH	Manikganj	48,600	41,403	0.0	26,175	20,165	0.0	210	40	0.1	5,341	2,717	0.0	400	110	0.2	26	17	0.1
129	Dhaka CWH	Mirpur(Dhaka)	318,000	247,334	0.2	77,964	65,460	0.1	1,222	452	0.4	19,388	17,702	0.2	205	310	0.1	1	9	0.0
130	Dhaka CWH	Monohardi	95,500	32,971	0.0	72,101	17,462	0.1	286	89	0.1	5,642	2,720	0.0	0	20	0.0	20	18	0.0
131	Dhaka CWH	Munshiganj	76,300	36,061	0.0	43,523	23,468	0.0	160	33	0.1	4,367	2,224	0.0	0	12	0.0	37	14	0.1
132	Dhaka CWH	Narayanganj	309,900	136,839	0.2	129,210	61,656	0.1	508	139	0.2	20,533	10,289	0.2	290	122	0.1	38	18	0.1
133	Dhaka CWH	Narshingdi	87,755	74,432	0.0	44,407	49,962	0.0	68	95	0.0	7,885	9,017	0.1	552	5	0.2	41	20	0.1
134	Dhaka CWH	Nawabganj(Dhaka)	42,100	18,443	0.0	33,162	15,009	0.0	110	21	0.0	1,703	902	0.0	100	51	0.0	32	13	0.1
135	Dhaka CWH	Palash	20,700	13,543	0.0	12,345	12,324	0.0	60	31	0.0	720	1,584	0.0	0	44	0.0	7	7	0.0
136	Dhaka CWH	Raipura	163,349	85,535	0.1	59,190	25,534	0.1	358	165	0.1	10,197	5,038	0.1	200	23	0.1	41	29	0.1
137	Dhaka CWH	Rupganj	239,577	47,181	0.1	276,265	34,964	0.3	129	95	0.0	7,171	3,582	0.1	0	55	0.0	22	11	0.0
138	Dhaka CWH	Saturia	11,100	8,642	0.0	8,460	9,453	0.0	144	25	0.0	1,790	905	0.0	408	49	0.2	9	11	0.0
139	Dhaka CWH	Savar	36,400	77,435	0.0	30,300	46,017	0.0	239	86	0.1	7,095	3,599	0.1	500	74	0.2	28	16	0.1
140	Dhaka CWH	Serajdikhan	48,400	21,733	0.0	43,775	19,927	0.0	199	34	0.1	3,797	1,910	0.0	0	26	0.0	20	17	0.0
141	Dhaka CWH	Shibpur	62,600	29,813	0.0	52,019	19,861	0.1	228	83	0.1	5,763	2,898	0.0	0	63	0.0	19	12	0.0
142	Dhaka CWH	Shivalaya	42,736	21,103	0.0	20,193	10,994	0.0	102	18	0.0	3,723	1,853	0.0	872	43	0.4	18	9	0.0
143	Dhaka CWH	Singair	128,800	27,401	0.1	61,025	16,017	0.1	200	35	0.1	2,565	1,360	0.0	200	46	0.1	30	15	0.1
144	Dhaka CWH	Sonargaon	73,800	32,963	0.0	54,375	23,360	0.1	144	56	0.0	6,626	3,350	0.1	0	54	0.0	27	10	0.1
145	Dhaka CWH	Srinagar	88,000	38,099	0.0	40,805	22,894	0.0	274	62	0.1	4,323	2,521	0.0	400	23	0.2	18	15	0.0
146	Dhaka CWH	Sripur	96,200	41,802	0.1	78,420	38,370	0.1	214	60	0.1	3,902	1,750	0.0	0	87	0.0	24	12	0.1
147	Dhaka CWH	Tejgaon	317,500	371,674	0.2	392,400	141,198	0.4	1,320	427	0.4	22,730	22,517	0.2	402	451	0.2	23	12	0.0
148	Dhaka CWH	Tongi	108,800	55,411	0.1	32,640	16,586	0.0	140	43	0.0	3,035	1,521	0.0	175	38	0.1	3	2	0.0
149	Dhaka CWH	Tongibari	53,300	10,119	0.0	40,995	10,053	0.0	235	19	0.1	887	589	0.0	0	10	0.0	28	15	0.1
150	Dinajpur RWH	Atwari	17,000	9,522	0.1	50,373	15,398	0.1	34	16	0.1	1,624	1,223	0.0	0	25	0.0	18	6	0.1

SL	Warehouse Name	Upazila Name	Condom			Shukhi			IUD			Injectables			Implant			DDS Kits		
			CBL	AMD	MOS	CBL	AMD	MOS	CBL	AMD	MOS	CBL	AMD	MOS	CBL	AMD	MOS	CBL	AMD	MOS
151	Dinajpur RWH	Baliadangi	25,800	4,878	0.1	88,305	12,507	0.2	71	14	0.1	6,206	2,994	0.1	0	18	0.0	24	10	0.1
152	Dinajpur RWH	Birampur	20,700	6,522	0.1	71,025	8,744	0.2	122	34	0.2	2,932	606	0.1	128	29	0.1	27	10	0.1
153	Dinajpur RWH	Birgonj	25,700	8,780	0.1	109,500	22,723	0.3	39	28	0.1	3,998	2,048	0.1	0	118	0.0	33	14	0.1
154	Dinajpur RWH	Birol	38,900	12,125	0.2	111,975	18,682	0.3	82	32	0.1	4,290	1,630	0.1	0	57	0.0	22	14	0.1
155	Dinajpur RWH	Bochagonj	16,700	5,997	0.1	64,122	14,600	0.2	55	36	0.1	2,028	1,095	0.0	0	44	0.0	22	9	0.1
156	Dinajpur RWH	Boda	20,300	5,293	0.1	55,080	19,596	0.1	76	23	0.1	6,764	2,640	0.1	0	80	0.0	28	13	0.1
157	Dinajpur RWH	Chirirbandar	31,600	6,599	0.1	80,220	18,084	0.2	18	14	0.0	3,431	1,546	0.1	0	28	0.0	28	16	0.1
158	Dinajpur RWH	Debigonj	28,400	13,322	0.1	63,225	28,574	0.2	97	47	0.1	7,023	3,505	0.1	0	68	0.0	40	13	0.2
159	Dinajpur RWH	Dinajpur Sadar	52,600	32,431	0.2	66,547	32,041	0.2	58	25	0.1	8,921	4,464	0.2	0	168	0.0	28	18	0.1
160	Dinajpur RWH	Fulbari	24,500	6,230	0.1	140,535	10,399	0.4	46	24	0.1	2,580	466	0.1	0	42	0.0	25	10	0.1
161	Dinajpur RWH	Haripur	15,600	6,092	0.1	60,435	12,031	0.2	27	5	0.0	3,594	1,445	0.1	0	15	0.0	32	6	0.1
162	Dinajpur RWH	Kaharole	20,300	2,879	0.1	64,394	11,248	0.2	6	20	0.0	3,274	1,170	0.1	0	43	0.0	24	7	0.1
163	Dinajpur RWH	Khansama	25,900	4,656	0.1	72,030	14,847	0.2	95	11	0.1	3,026	1,498	0.1	0	49	0.0	32	8	0.1
164	Dinajpur RWH	Nawabgonj(Dinajpur)	29,400	10,739	0.1	74,340	16,976	0.2	118	22	0.2	6,075	2,355	0.1	0	56	0.0	33	12	0.1
165	Dinajpur RWH	Panchagarh Sadar	19,000	8,805	0.1	44,805	20,691	0.1	67	35	0.1	6,911	3,093	0.1	0	81	0.0	17	14	0.1
166	Dinajpur RWH	Parbatipur	92,000	38,391	0.4	139,118	29,955	0.4	288	131	0.4	7,208	3,799	0.2	8	103	0.0	46	15	0.2
167	Dinajpur RWH	Pirgonj(Thakurgaon)	22,600	7,014	0.1	79,590	19,307	0.2	115	22	0.2	4,519	2,380	0.1	0	19	0.0	26	14	0.1
168	Dinajpur RWH	Ranisankail	23,500	5,279	0.1	61,875	16,000	0.2	50	16	0.1	4,845	2,173	0.1	0	45	0.0	28	8	0.1
169	Dinajpur RWH	Tetulia	25,000	5,437	0.1	34,560	10,604	0.1	68	25	0.1	3,201	782	0.1	128	38	0.1	17	7	0.1
170	Dinajpur RWH	Thakurgaon Sadar	29,300	20,043	0.1	50,400	40,514	0.1	30	89	0.0	6,600	6,490	0.1	0	59	0.0	16	28	0.1
171	Faridpur RWH	Agailjhara	29,200	9,233	0.0	29,166	9,519	0.1	56	17	0.0	3,262	677	0.1	0	31	0.0	15	4	0.0
172	Faridpur RWH	Alphadanga	41,100	22,847	0.1	18,095	8,523	0.0	159	12	0.1	3,582	939	0.1	0	3	0.0	13	6	0.0
173	Faridpur RWH	Babuganj	24,900	4,928	0.0	17,655	7,453	0.0	39	36	0.0	2,515	883	0.0	0	29	0.0	7	8	0.0
174	Faridpur RWH	Baliakandi	53,000	29,821	0.1	37,095	18,057	0.1	200	27	0.1	3,293	1,426	0.1	0	35	0.0	14	10	0.0
175	Faridpur RWH	Banaripara	17,700	6,973	0.0	20,622	9,923	0.0	125	21	0.1	2,147	791	0.0	128	50	0.1	19	10	0.0

SL	Warehouse Name	Upazila Name	Condom			Shukhi			IUD			Injectables			Implant			DDS Kits		
			CBL	AMD	MOS	CBL	AMD	MOS	CBL	AMD	MOS	CBL	AMD	MOS	CBL	AMD	MOS	CBL	AMD	MOS
176	Faridpur RWH	Barisal	45,200	27,446	0.1	34,935	22,701	0.1	172	46	0.1	9,532	4,383	0.2	76	132	0.0	22	17	0.0
177	Faridpur RWH	Bhanga	422,891	22,007	0.6	43,670	16,820	0.1	194	69	0.1	3,908	875	0.1	320	50	0.2	178	18	0.3
178	Faridpur RWH	Bhedarganj	25,400	12,885	0.0	21,810	10,603	0.0	151	31	0.1	5,018	2,430	0.1	0	32	0.0	11	15	0.0
179	Faridpur RWH	Boalmari	68,800	35,641	0.1	34,855	17,859	0.1	133	42	0.1	3,777	1,792	0.1	0	18	0.0	25	15	0.0
180	Faridpur RWH	Charbhadrasan	17,600	8,300	0.0	5,964	2,763	0.0	120	16	0.1	2,306	389	0.0	0	6	0.0	6	4	0.0
181	Faridpur RWH	Damudya	19,700	9,110	0.0	15,465	6,622	0.0	52	22	0.0	4,409	883	0.1	128	15	0.1	18	9	0.0
182	Faridpur RWH	Faridpur	116,100	53,262	0.2	48,565	25,413	0.1	174	60	0.1	7,927	3,968	0.1	448	112	0.2	18	20	0.0
183	Faridpur RWH	Goalandaghat	47,900	21,979	0.1	16,500	7,181	0.0	102	16	0.1	3,596	1,535	0.1	192	55	0.1	9	6	0.0
184	Faridpur RWH	Gopalganj	70,400	35,089	0.1	40,430	19,869	0.1	241	71	0.2	3,108	1,604	0.1	182	45	0.1	43	32	0.1
185	Faridpur RWH	Goshairhat	35,500	18,463	0.0	24,225	12,818	0.0	128	77	0.1	2,997	1,204	0.1	64	15	0.0	15	10	0.0
186	Faridpur RWH	Gournadi	28,400	8,139	0.0	21,285	10,255	0.0	142	29	0.1	1,603	1,131	0.0	52	43	0.0	11	10	0.0
187	Faridpur RWH	Jhalokati	22,800	12,272	0.0	20,670	11,106	0.0	197	36	0.1	2,805	1,143	0.0	0	74	0.0	26	16	0.1
188	Faridpur RWH	Kalkini	25,500	13,086	0.0	33,555	16,147	0.1	122	28	0.1	3,595	1,435	0.1	256	108	0.1	36	13	0.1
189	Faridpur RWH	Kasiani	65,700	28,376	0.1	30,015	17,400	0.1	96	37	0.1	4,610	1,902	0.1	0	31	0.0	22	18	0.0
190	Faridpur RWH	Kotalipara	31,500	13,742	0.0	35,175	17,951	0.1	140	14	0.1	2,705	896	0.0	0	69	0.0	18	17	0.0
191	Faridpur RWH	Madaripur	48,800	22,101	0.1	40,035	20,818	0.1	200	76	0.1	9,060	4,364	0.2	512	116	0.3	33	24	0.1
192	Faridpur RWH	Madhukhali	21,000	12,479	0.0	29,520	15,347	0.1	42	35	0.0	3,189	1,279	0.1	0	42	0.0	11	13	0.0
193	Faridpur RWH	Muksudpur	95,400	43,139	0.1	29,906	31,787	0.1	189	43	0.1	5,526	2,566	0.1	0	22	0.0	304	23	0.6
194	Faridpur RWH	Nagarkanda	42,100	20,177	0.1	29,140	14,466	0.1	105	44	0.1	2,490	787	0.0	64	57	0.0	19	11	0.0
195	Faridpur RWH	Naria	57,100	11,496	0.1	33,685	12,227	0.1	178	46	0.1	3,071	991	0.1	64	24	0.0	36	12	0.1
196	Faridpur RWH	Pangsa	542,500	41,977	0.7	174,260	31,397	0.3	200	63	0.1	5,743	2,901	0.1	0	78	0.0	286	25	0.6
197	Faridpur RWH	Rajbari	50,200	23,884	0.1	39,810	19,824	0.1	115	110	0.1	5,800	2,705	0.1	320	183	0.2	27	24	0.1
198	Faridpur RWH	Rajoir	46,300	21,064	0.1	33,525	17,187	0.1	96	33	0.1	4,750	1,992	0.1	64	89	0.0	20	14	0.0
199	Faridpur RWH	Sadarpur	103,200	14,323	0.1	26,126	8,032	0.0	87	28	0.1	1,706	881	0.0	0	35	0.0	291	12	0.6
200	Faridpur RWH	Saltha	32,500	16,565	0.0	23,475	11,608	0.0	150	27	0.1	1,886	840	0.0	0	16	0.0	13	11	0.0

SL	Warehouse Name	Upazila Name	Condom			Shukhi			IUD			Injectables			Implant			DDS Kits		
			CBL	AMD	MOS	CBL	AMD	MOS	CBL	AMD	MOS	CBL	AMD	MOS	CBL	AMD	MOS	CBL	AMD	MOS
201	Faridpur RWH	Shariyatpur	36,900	16,488	0.1	17,775	11,093	0.0	150	70	0.1	3,941	1,787	0.1	88	65	0.0	17	12	0.0
202	Faridpur RWH	Shibchar	62,400	32,409	0.1	48,960	27,820	0.1	175	39	0.1	3,900	2,813	0.1	0	105	0.0	26	31	0.1
203	Faridpur RWH	Swarupkati	14,300	6,364	0.0	20,597	11,365	0.0	71	29	0.0	2,455	1,016	0.0	0	34	0.0	25	12	0.0
204	Faridpur RWH	Tungipara	31,700	20,720	0.0	23,755	12,070	0.0	223	11	0.2	2,475	890	0.0	0	17	0.0	6	8	0.0
205	Faridpur RWH	Wazirpur	28,100	14,038	0.0	30,525	16,266	0.1	91	39	0.1	3,114	1,381	0.1	0	82	0.0	13	13	0.0
206	Faridpur RWH	Zanjira	35,700	19,075	0.0	27,705	12,432	0.1	109	42	0.1	2,932	1,208	0.0	0	39	0.0	15	12	0.0
207	Jamalpur RWH	Bakshiganj	38,500	19,136	0.1	35,280	17,305	0.1	155	30	0.4	2,341	1,145	0.1	384	42	0.6	14	11	0.1
208	Jamalpur RWH	Char Rajibpur	140,288	43,619	0.3	50,257	6,950	0.1	112	4	0.3	3,748	1,551	0.1	50	16	0.1	14	3	0.1
209	Jamalpur RWH	Dewanganj	65,300	30,018	0.1	34,230	19,209	0.1	155	19	0.4	6,270	3,158	0.1	200	64	0.3	13	10	0.1
210	Jamalpur RWH	Islampur	110,800	53,062	0.2	74,410	39,238	0.2	69	43	0.2	10,600	5,081	0.2	72	19	0.1	49	35	0.3
211	Jamalpur RWH	Jamalpur	128,600	62,949	0.3	99,913	52,641	0.3	108	30	0.3	12,504	6,502	0.3	512	77	0.7	52	26	0.3
212	Jamalpur RWH	Jhenaigati	102,700	14,104	0.2	63,465	18,308	0.2	41	6	0.1	2,806	1,507	0.1	22	24	0.0	14	7	0.1
213	Jamalpur RWH	Madarganj	150,100	18,055	0.3	143,220	16,576	0.4	160	41	0.4	2,431	1,229	0.1	400	75	0.6	26	9	0.1
214	Jamalpur RWH	Melandah	77,000	35,301	0.2	64,950	25,134	0.2	60	28	0.2	7,700	3,776	0.2	300	29	0.4	18	13	0.1
215	Jamalpur RWH	Nakhla	132,900	13,124	0.3	158,045	17,377	0.5	47	26	0.1	4,091	2,090	0.1	292	46	0.4	14	16	0.1
216	Jamalpur RWH	Nalitabari	58,500	25,931	0.1	46,050	22,940	0.1	26	20	0.1	3,335	1,732	0.1	192	60	0.3	36	10	0.2
217	Jamalpur RWH	Rowmari	115,700	55,306	0.2	36,000	13,390	0.1	100	20	0.3	5,246	2,805	0.1	384	41	0.6	17	4	0.1
218	Jamalpur RWH	Sarishabari	71,500	35,060	0.1	176,745	27,835	0.5	122	41	0.3	3,986	2,419	0.1	0	49	0.0	18	13	0.1
219	Jamalpur RWH	Sherpur	118,000	50,256	0.2	75,178	36,421	0.2	100	57	0.3	20,778	8,616	0.5	0	69	0.0	36	19	0.2
220	Jamalpur RWH	Sreebardi	247,800	26,528	0.5	154,125	22,683	0.5	150	30	0.4	4,923	2,471	0.1	264	73	0.4	53	13	0.3
221	Jessore RWH	Abhay Nagar	50,700	24,983	0.1	29,730	12,097	0.1	126	38	0.1	6,906	3,359	0.1	0	67	0.0	73	13	0.2
222	Jessore RWH	Bagerpara	80,300	29,051	0.1	40,065	15,700	0.1	152	63	0.2	4,988	2,265	0.1	64	70	0.0	56	13	0.2
223	Jessore RWH	Chowgacha	52,220	25,761	0.1	29,416	13,991	0.1	85	29	0.1	3,655	1,937	0.1	192	53	0.1	24	14	0.1
224	Jessore RWH	Harinakunda	118,400	7,941	0.2	47,520	18,417	0.1	136	19	0.1	2,600	1,124	0.0	192	56	0.1	21	11	0.1
225	Jessore RWH	Jessore Sadar	175,800	88,540	0.3	105,264	53,181	0.3	223	79	0.2	11,691	7,683	0.2	192	137	0.1	25	21	0.1

SL	Warehouse Name	Upazila Name	Condom			Shukhi			IUD			Injectables			Implant			DDS Kits		
			CBL	AMD	MOS	CBL	AMD	MOS	CBL	AMD	MOS	CBL	AMD	MOS	CBL	AMD	MOS	CBL	AMD	MOS
226	Jessore RWH	Jhenaidah	76,500	34,919	0.1	66,960	32,201	0.2	249	127	0.3	7,475	3,914	0.1	172	126	0.1	14	29	0.0
227	Jessore RWH	Jhikargacha	46,300	21,628	0.1	29,055	14,205	0.1	200	38	0.2	100	2,648	0.0	0	38	0.0	2	9	0.0
228	Jessore RWH	Kalia	59,700	19,591	0.1	38,665	12,756	0.1	110	33	0.1	2,450	1,102	0.0	164	6	0.1	18	18	0.1
229	Jessore RWH	Kaliganj	34,400	17,158	0.1	36,350	18,159	0.1	105	26	0.1	3,602	1,494	0.1	346	23	0.2	26	16	0.1
230	Jessore RWH	Keshabpur	31,900	16,475	0.1	21,720	13,080	0.1	7	31	0.0	4,683	2,511	0.1	128	62	0.1	20	13	0.1
231	Jessore RWH	Kotchandpur	26,300	10,696	0.0	19,650	8,963	0.0	86	15	0.1	2,423	1,347	0.0	64	29	0.0	14	9	0.0
232	Jessore RWH	Lohagara	44,700	19,240	0.1	35,100	14,347	0.1	142	41	0.2	3,990	1,790	0.1	0	34	0.0	23	11	0.1
233	Jessore RWH	Magura	56,300	33,256	0.1	66,055	30,962	0.2	115	57	0.1	6,800	3,505	0.1	320	148	0.2	58	22	0.2
234	Jessore RWH	Mohammadpur	16,400	7,333	0.0	27,944	11,954	0.1	12	31	0.0	2,241	1,034	0.0	256	28	0.2	42	9	0.1
235	Jessore RWH	Moheshpur	45,800	25,758	0.1	35,981	19,932	0.1	155	39	0.2	5,900	3,607	0.1	0	41	0.0	23	18	0.1
236	Jessore RWH	Monirampur	69,400	35,814	0.1	54,195	30,234	0.1	0	127	0.0	14,606	7,437	0.3	128	79	0.1	271	24	0.8
237	Jessore RWH	Narail	59,700	30,800	0.1	52,344	21,267	0.1	228	49	0.2	5,277	2,443	0.1	192	65	0.1	48	21	0.1
238	Jessore RWH	Saikkupa	70,600	32,470	0.1	67,455	30,884	0.2	39	25	0.0	4,183	2,018	0.1	64	130	0.0	38	23	0.1
239	Jessore RWH	Salikha	44,300	6,707	0.1	37,875	9,745	0.1	142	20	0.2	1,417	686	0.0	0	64	0.0	52	8	0.2
240	Jessore RWH	Sarsha	43,600	37,821	0.1	46,755	22,066	0.1	0	32	0.0	22	4,188	0.0	192	82	0.1	19	17	0.1
241	Jessore RWH	Sreepur	35,400	14,413	0.1	31,305	13,323	0.1	100	17	0.1	3,260	1,675	0.1	0	61	0.0	17	13	0.1
242	Khulna RWH	Assasuni	28,500	20,062	0.0	33,630	23,310	0.1	30	16	0.0	3,350	1,525	0.1	164	57	0.1	13	10	0.0
243	Khulna RWH	Bagerhat	53,200	29,720	0.1	40,110	19,899	0.1	200	60	0.2	5,339	2,435	0.1	175	71	0.1	25	18	0.1
244	Khulna RWH	Batiaghata	33,899	14,401	0.0	39,255	12,725	0.1	86	38	0.1	2,089	1,018	0.0	0	47	0.0	39	7	0.1
245	Khulna RWH	Bhandaria	23,000	12,326	0.0	15,360	7,952	0.0	100	26	0.1	2,281	1,031	0.0	64	49	0.0	17	9	0.0
246	Khulna RWH	Chitalmari	50,500	21,511	0.1	27,750	13,981	0.1	44	8	0.0	2,950	1,595	0.1	128	27	0.1	25	8	0.1
247	Khulna RWH	Dacope	57,300	7,948	0.1	97,320	12,817	0.2	76	7	0.1	1,959	862	0.0	0	53	0.0	33	8	0.1
248	Khulna RWH	Daulatpur(Khulna)	382,500	105,313	0.5	101,070	23,639	0.2	100	45	0.1	12,000	6,594	0.2	0	54	0.0	92	5	0.3
249	Khulna RWH	Debhata	36,400	12,483	0.0	27,735	10,159	0.1	121	6	0.1	1,673	631	0.0	64	24	0.0	17	6	0.0
250	Khulna RWH	Dumaria	354,200	27,390	0.4	217,810	22,366	0.4	47	63	0.0	5,107	2,534	0.1	0	105	0.0	219	20	0.6

SL	Warehouse Name	Upazila Name	Condom			Shukhi			IUD			Injectables			Implant			DDS Kits		
			CBL	AMD	MOS	CBL	AMD	MOS	CBL	AMD	MOS	CBL	AMD	MOS	CBL	AMD	MOS	CBL	AMD	MOS
251	Khulna RWH	Fakirhat	27,100	14,261	0.0	90,975	10,296	0.2	139	18	0.1	921	935	0.0	0	32	0.0	37	11	0.1
252	Khulna RWH	Kachua(Bagerhat)	34,500	16,327	0.0	20,160	8,824	0.0	50	11	0.0	1,850	857	0.0	0	34	0.0	17	9	0.0
253	Khulna RWH	Kalarua	57,500	23,704	0.1	30,945	11,992	0.1	47	19	0.0	3,786	1,712	0.1	0	38	0.0	19	16	0.1
254	Khulna RWH	Kaliganj(Satkhira)	222,200	24,812	0.3	176,625	20,145	0.3	160	21	0.1	2,850	1,355	0.1	136	51	0.1	132	15	0.4
255	Khulna RWH	Kathalia	17,000	8,275	0.0	15,060	6,325	0.0	70	21	0.1	1,642	808	0.0	64	11	0.0	18	9	0.1
256	Khulna RWH	Kawkhali	10,700	4,537	0.0	11,455	4,047	0.0	80	22	0.1	1,224	392	0.0	0	25	0.0	10	8	0.0
257	Khulna RWH	Khulna	78,700	130,907	0.1	51,105	40,932	0.1	170	159	0.2	8,358	5,698	0.2	205	105	0.1	1	4	0.0
258	Khulna RWH	Koyra	43,700	15,100	0.1	57,320	22,478	0.1	51	15	0.0	1,796	742	0.0	64	37	0.0	28	8	0.1
259	Khulna RWH	Mathbaria	111,000	11,619	0.1	173,280	18,271	0.3	101	84	0.1	3,642	1,703	0.1	0	50	0.0	67	16	0.2
260	Khulna RWH	Mollahat	27,900	13,199	0.0	18,225	11,283	0.0	35	17	0.0	1,075	631	0.0	0	14	0.0	18	10	0.1
261	Khulna RWH	Mongla	53,900	26,627	0.1	27,255	13,742	0.1	65	15	0.1	4,528	1,876	0.1	64	16	0.0	15	9	0.0
262	Khulna RWH	Morrelgonj	490,500	30,922	0.6	65,059	35,594	0.1	193	54	0.2	5,190	2,509	0.1	42	17	0.0	236	21	0.7
263	Khulna RWH	Nazirpur	23,900	12,771	0.0	19,950	11,308	0.0	125	22	0.1	2,410	1,236	0.0	0	47	0.0	16	9	0.0
264	Khulna RWH	Paikgacha	33,400	14,794	0.0	45,000	21,421	0.1	70	16	0.1	3,025	1,339	0.1	64	88	0.0	18	5	0.1
265	Khulna RWH	Perojpur	28,400	12,198	0.0	18,390	9,939	0.0	147	50	0.1	2,185	1,243	0.0	96	55	0.1	24	14	0.1
266	Khulna RWH	Phultala	53,800	23,729	0.1	18,300	8,282	0.0	105	39	0.1	2,900	1,207	0.1	128	25	0.1	11	7	0.0
267	Khulna RWH	Rajapur	18,000	10,404	0.0	12,330	6,574	0.0	38	11	0.0	1,513	775	0.0	64	14	0.0	9	10	0.0
268	Khulna RWH	Rampal	125,280	22,356	0.2	113,915	13,667	0.2	120	20	0.1	2,005	609	0.0	100	37	0.1	46	12	0.1
269	Khulna RWH	Rupsha	30,000	16,351	0.0	29,115	14,433	0.1	115	27	0.1	2,181	889	0.0	0	32	0.0	26	7	0.1
270	Khulna RWH	Saran Khola	39,800	15,650	0.0	53,730	11,225	0.1	85	19	0.1	2,397	1,299	0.0	100	13	0.1	19	6	0.1
271	Khulna RWH	Satkhira	67,800	52,409	0.1	50,840	30,392	0.1	85	53	0.1	9,449	4,653	0.2	400	95	0.3	20	21	0.1
272	Khulna RWH	Shyamnagar	167,100	20,986	0.2	221,520	28,634	0.4	112	20	0.1	3,206	1,313	0.1	200	87	0.1	120	14	0.3
273	Khulna RWH	Tala	31,500	16,491	0.0	41,895	19,777	0.1	137	60	0.1	5,437	2,513	0.1	64	79	0.0	23	16	0.1
274	Khulna RWH	Terokhada	79,900	17,215	0.1	60,285	13,667	0.1	27	15	0.0	1,465	577	0.0	64	25	0.0	45	6	0.1
275	Khulna RWH	Zianagar	12,000	3,215	0.0	10,208	3,838	0.0	50	20	0.0	1,342	611	0.0	52	25	0.0	7	6	0.0

SL	Warehouse Name	Upazila Name	Condom			Shukhi			IUD			Injectables			Implant			DDS Kits		
			CBL	AMD	MOS	CBL	AMD	MOS	CBL	AMD	MOS	CBL	AMD	MOS	CBL	AMD	MOS	CBL	AMD	MOS
276	Kushtia RWH	Alamdanga	37,799	16,844	0.1	46,440	22,519	0.2	50	31	0.2	6,900	3,215	0.2	128	73	0.2	20	18	0.1
277	Kushtia RWH	Bheramara	52,600	29,911	0.1	25,020	12,522	0.1	40	9	0.1	3,510	2,085	0.1	0	25	0.0	8	9	0.0
278	Kushtia RWH	Chuadanga	59,500	29,442	0.2	32,055	17,125	0.1	102	38	0.3	8,156	4,024	0.2	0	86	0.0	13	14	0.1
279	Kushtia RWH	Damurhuda	53,300	23,556	0.1	27,450	13,648	0.1	115	27	0.4	6,650	3,008	0.2	0	45	0.0	11	11	0.1
280	Kushtia RWH	Daulatpur	85,500	48,317	0.2	50,506	26,930	0.2	103	14	0.3	7,710	4,269	0.2	128	23	0.2	13	15	0.1
281	Kushtia RWH	Gangni	90,800	49,348	0.2	44,560	22,757	0.2	99	31	0.3	11,024	5,966	0.3	3	35	0.0	13	12	0.1
282	Kushtia RWH	Jibannagar	34,900	15,468	0.1	20,835	11,881	0.1	57	35	0.2	4,004	2,059	0.1	0	72	0.0	8	6	0.0
283	Kushtia RWH	Khoksa	29,300	20,024	0.1	14,610	9,277	0.1	59	13	0.2	1,304	655	0.0	0	34	0.0	15	7	0.1
284	Kushtia RWH	Kumarkhali	64,080	41,725	0.2	37,611	17,060	0.2	55	17	0.2	6,490	3,260	0.2	0	40	0.0	18	18	0.1
285	Kushtia RWH	Kushtia	76,700	42,956	0.2	61,625	34,496	0.3	114	55	0.4	10,874	5,410	0.3	67	135	0.1	24	18	0.1
286	Kushtia RWH	Meherpur	66,300	34,568	0.2	27,480	13,037	0.1	56	32	0.2	7,586	3,394	0.2	64	23	0.1	11	9	0.1
287	Kushtia RWH	Mirpur(Kushtia)	52,400	26,400	0.1	42,375	19,412	0.2	43	8	0.1	4,343	2,621	0.1	0	16	0.0	18	17	0.1
288	Kushtia RWH	MujibNagar	24,400	9,082	0.1	7,950	3,564	0.0	78	5	0.2	3,415	1,543	0.1	134	10	0.2	10	6	0.1
289	Mymensingh RWH	Astagram	34,600	18,582	0.0	27,015	13,891	0.0	52	34	0.0	2,039	1,102	0.0	53	43	0.0	16	5	0.0
290	Mymensingh RWH	Atpara	22,400	11,127	0.0	31,500	14,604	0.0	101	12	0.1	1,732	817	0.0	0	31	0.0	16	7	0.0
291	Mymensingh RWH	Bajitpur	45,600	23,584	0.0	33,210	17,100	0.0	0	41	0.0	2,685	1,326	0.0	0	40	0.0	22	13	0.0
292	Mymensingh RWH	Barhatta	37,200	16,623	0.0	42,180	15,938	0.0	127	11	0.1	2,906	1,586	0.0	0	12	0.0	29	10	0.1
293	Mymensingh RWH	Bhairab	81,200	37,807	0.1	63,855	28,209	0.1	161	80	0.1	4,372	2,220	0.1	122	102	0.0	14	7	0.0
294	Mymensingh RWH	Bhaluka	83,400	43,996	0.1	88,815	41,934	0.1	60	84	0.0	4,109	2,202	0.1	448	97	0.2	31	14	0.1
295	Mymensingh RWH	Dharmapasha	45,000	22,066	0.0	49,260	16,974	0.1	50	40	0.0	3,300	1,755	0.1	0	19	0.0	26	12	0.1
296	Mymensingh RWH	Dhobaura	49,100	23,912	0.1	57,885	17,866	0.1	144	20	0.1	3,500	1,624	0.1	670	20	0.3	20	11	0.0
297	Mymensingh RWH	Durgapur	41,100	21,839	0.0	45,375	17,833	0.0	50	23	0.0	3,893	2,121	0.1	0	28	0.0	21	12	0.0
298	Mymensingh RWH	Gaffargoan	96,300	49,838	0.1	67,995	37,057	0.1	93	38	0.1	4,047	2,244	0.1	0	31	0.0	26	18	0.1
299	Mymensingh RWH	Gouripur	45,800	24,556	0.0	58,950	27,051	0.1	0	48	0.0	4,330	2,222	0.1	320	86	0.1	30	13	0.1
300	Mymensingh RWH	Haluaghat	60,600	33,680	0.1	83,760	36,562	0.1	234	24	0.2	4,165	2,160	0.1	256	164	0.1	30	13	0.1

SL	Warehouse Name	Upazila Name	Condom			Shukhi			IUD			Injectables			Implant			DDS Kits		
			CBL	AMD	MOS	CBL	AMD	MOS	CBL	AMD	MOS	CBL	AMD	MOS	CBL	AMD	MOS	CBL	AMD	MOS
301	Mymensingh RWH	Hossainpur	42,700	18,898	0.0	48,255	19,811	0.1	152	40	0.1	2,454	1,402	0.0	0	42	0.0	12	9	0.0
302	Mymensingh RWH	Iswarganj	47,000	22,031	0.0	77,935	37,484	0.1	247	11	0.2	3,324	1,658	0.1	128	138	0.1	24	13	0.1
303	Mymensingh RWH	Itna	41,900	17,824	0.0	35,680	17,546	0.0	100	26	0.1	1,513	781	0.0	0	27	0.0	12	7	0.0
304	Mymensingh RWH	Kaliajuri	18,400	8,095	0.0	41,995	6,687	0.0	146	6	0.1	1,312	514	0.0	0	6	0.0	12	4	0.0
305	Mymensingh RWH	Kalmakanda	62,400	35,667	0.1	44,295	23,817	0.0	150	21	0.1	2,950	1,532	0.0	8	4	0.0	24	9	0.1
306	Mymensingh RWH	Karimganj	77,200	24,899	0.1	58,505	29,611	0.1	113	41	0.1	3,668	1,552	0.1	228	104	0.1	19	14	0.0
307	Mymensingh RWH	Katiadi	80,800	38,614	0.1	47,210	24,272	0.0	62	48	0.0	4,963	2,577	0.1	128	92	0.1	18	14	0.0
308	Mymensingh RWH	Kendua	62,000	13,279	0.1	44,475	21,301	0.0	171	37	0.1	2,285	1,297	0.0	64	29	0.0	22	16	0.0
309	Mymensingh RWH	Kishorganj	102,000	52,933	0.1	65,025	34,504	0.1	170	84	0.1	4,069	2,287	0.1	236	92	0.1	17	18	0.0
310	Mymensingh RWH	Kuliarchar	44,100	17,478	0.0	41,550	16,302	0.0	52	25	0.0	2,779	1,281	0.0	432	69	0.2	17	5	0.0
311	Mymensingh RWH	Madan	28,100	12,864	0.0	34,140	15,002	0.0	94	9	0.1	1,850	755	0.0	128	20	0.1	12	11	0.0
312	Mymensingh RWH	Mithamoin	23,600	12,943	0.0	20,280	10,194	0.0	275	9	0.2	881	238	0.0	128	17	0.1	17	4	0.0
313	Mymensingh RWH	Mohanganj	36,800	15,802	0.0	44,120	20,624	0.0	78	33	0.1	2,890	1,273	0.0	0	19	0.0	23	9	0.1
314	Mymensingh RWH	Muktagacha	107,000	48,468	0.1	115,200	51,993	0.1	200	26	0.1	4,976	2,250	0.1	0	98	0.0	13	14	0.0
315	Mymensingh RWH	Mymensingh	1,193,700	81,336	1.2	218,910	53,106	0.2	47	101	0.0	6,774	3,634	0.1	192	219	0.1	25	21	0.1
316	Mymensingh RWH	Nandail	45,600	17,580	0.0	123,180	56,324	0.1	110	76	0.1	6,566	2,949	0.1	384	235	0.2	33	13	0.1
317	Mymensingh RWH	Netrokona	33,600	28,210	0.0	62,850	27,334	0.1	68	30	0.0	4,768	2,825	0.1	0	61	0.0	27	22	0.1
318	Mymensingh RWH	Nikli	33,100	14,052	0.0	21,805	10,335	0.0	125	52	0.1	2,181	801	0.0	0	43	0.0	13	8	0.0
319	Mymensingh RWH	Pakundia	59,700	26,040	0.1	45,165	20,252	0.0	24	39	0.0	2,909	1,523	0.0	320	53	0.1	17	13	0.0
320	Mymensingh RWH	Phulbaria	48,000	23,695	0.0	83,895	42,701	0.1	78	57	0.1	3,794	1,672	0.1	0	88	0.0	27	15	0.1
321	Mymensingh RWH	Phulpur	80,700	27,977	0.1	115,190	46,403	0.1	318	107	0.2	3,823	1,856	0.1	192	157	0.1	62	27	0.1
322	Mymensingh RWH	Purbadhala	45,300	18,962	0.0	80,175	26,378	0.1	76	37	0.1	4,952	2,569	0.1	64	50	0.0	25	15	0.1
323	Mymensingh RWH	Tarail	51,950	23,584	0.1	51,449	14,271	0.1	123	37	0.1	1,595	795	0.0	0	58	0.0	13	11	0.0
324	Mymensingh RWH	Trishal	70,300	35,393	0.1	95,835	45,683	0.1	283	39	0.2	4,013	2,165	0.1	712	154	0.3	28	16	0.1
325	Noakhali RWH	Begumganj	12,700	31,224	0.0	8,805	17,214	0.0	53	73	0.1	1,014	2,919	0.0	0	17	0.0	7	24	0.0

SL	Warehouse Name	Upazila Name	Condom			Shukhi			IUD			Injectables			Implant			DDS Kits		
			CBL	AMD	MOS	CBL	AMD	MOS	CBL	AMD	MOS	CBL	AMD	MOS	CBL	AMD	MOS	CBL	AMD	MOS
326	Noakhali RWH	Chatkhil	92,600	6,079	0.2	47,205	5,847	0.2	73	18	0.1	1,887	1,003	0.0	0	9	0.0	13	12	0.1
327	Noakhali RWH	Chhagalnaiya	70,300	9,153	0.2	45,540	7,202	0.2	66	13	0.1	2,710	1,360	0.1	0	11	0.0	13	7	0.1
328	Noakhali RWH	Companiganj	32,900	17,644	0.1	18,855	9,529	0.1	31	22	0.0	3,796	1,818	0.1	0	7	0.0	15	12	0.1
329	Noakhali RWH	Daganbhuiyan	28,500	18,129	0.1	18,450	7,671	0.1	100	29	0.2	1,915	1,678	0.0	260	20	0.7	13	12	0.1
330	Noakhali RWH	Feni	113,037	62,110	0.3	37,149	18,980	0.2	149	61	0.2	8,252	4,264	0.2	100	33	0.3	23	18	0.1
331	Noakhali RWH	Fulgazi	26,700	12,833	0.1	8,415	5,055	0.0	38	13	0.1	1,594	794	0.0	100	9	0.3	13	7	0.1
332	Noakhali RWH	Hatiya	48,100	19,585	0.1	31,155	16,554	0.2	35	20	0.1	4,600	3,125	0.1	0	1	0.0	19	12	0.1
333	Noakhali RWH	Kabirhat	9,500	10,947	0.0	5,280	7,855	0.0	64	14	0.1	2,690	1,417	0.1	50	3	0.1	5	8	0.0
334	Noakhali RWH	Kamalnagar	38,020	14,930	0.1	19,179	7,624	0.1	87	9	0.1	5,562	3,056	0.1	0	13	0.0	13	6	0.1
335	Noakhali RWH	Laksmipur	65,700	28,637	0.2	23,505	18,967	0.1	100	116	0.2	7,950	7,069	0.2	110	86	0.3	32	26	0.1
336	Noakhali RWH	Noakhali	55,300	51,833	0.1	17,130	17,306	0.1	109	37	0.2	5,451	4,906	0.1	0	74	0.0	18	18	0.1
337	Noakhali RWH	Parshuram	75,700	11,035	0.2	53,110	4,933	0.3	96	13	0.2	1,797	948	0.0	50	3	0.1	14	6	0.1
338	Noakhali RWH	Raipur	55,900	5,464	0.1	26,880	8,314	0.1	115	42	0.2	3,691	1,882	0.1	150	34	0.4	25	12	0.1
339	Noakhali RWH	Ramganj	22,000	9,295	0.1	12,765	7,077	0.1	105	43	0.2	2,830	2,288	0.1	100	21	0.3	17	9	0.1
340	Noakhali RWH	Ramgati	247,657	7,721	0.7	69,028	8,862	0.3	28	26	0.0	6,428	3,381	0.1	0	13	0.0	16	13	0.1
341	Noakhali RWH	Senbug	33,200	15,646	0.1	29,880	8,443	0.1	151	20	0.2	3,270	1,637	0.1	0	17	0.0	22	11	0.1
342	Noakhali RWH	Sonagazi	112,800	18,368	0.3	66,270	9,927	0.3	130	34	0.2	5,900	3,001	0.1	100	18	0.3	21	15	0.1
343	Noakhali RWH	Sonaimuri	51,300	11,852	0.1	44,955	8,254	0.2	10	15	0.0	711	1,628	0.0	0	6	0.0	1	7	0.0
344	Noakhali RWH	Subornachar	32,000	18,012	0.1	16,115	8,897	0.1	86	4	0.1	2,427	1,598	0.0	0	2	0.0	17	8	0.1
345	Pabna RWH	Atghoria	42,600	12,246	0.1	41,745	10,330	0.1	108	18	0.1	1,565	728	0.0	100	40	0.2	16	7	0.1
346	Pabna RWH	Belkuchi	179,400	50,393	0.3	93,510	26,439	0.2	102	20	0.1	4,666	2,396	0.1	100	23	0.2	27	9	0.1
347	Pabna RWH	Bera	49,100	17,637	0.1	46,935	17,931	0.1	267	65	0.3	3,571	1,850	0.1	20	45	0.0	30	12	0.2
348	Pabna RWH	Bhangura	39,500	10,684	0.1	42,510	9,836	0.1	89	16	0.1	851	280	0.0	0	20	0.0	17	8	0.1
349	Pabna RWH	Chatmohor	127,400	33,444	0.2	103,320	29,509	0.3	205	78	0.2	117	1,163	0.0	0	37	0.0	22	15	0.1
350	Pabna RWH	Faridpur(Pabna)	40,100	8,825	0.1	34,695	6,414	0.1	64	28	0.1	500	1,506	0.0	0	22	0.0	16	8	0.1

SL	Warehouse Name	Upazila Name	Condom			Shukhi			IUD			Injectables			Implant			DDS Kits		
			CBL	AMD	MOS	CBL	AMD	MOS	CBL	AMD	MOS	CBL	AMD	MOS	CBL	AMD	MOS	CBL	AMD	MOS
351	Pabna RWH	Ishwardi	87,600	41,130	0.2	82,791	19,454	0.2	262	48	0.3	5,642	2,864	0.1	0	51	0.0	48	12	0.3
352	Pabna RWH	Kajipur	67,300	35,045	0.1	43,770	16,821	0.1	25	62	0.0	500	3,175	0.0	100	17	0.2	21	15	0.1
353	Pabna RWH	Kamarkandi	67,100	9,455	0.1	58,275	8,904	0.1	42	9	0.0	873	1,340	0.0	0	23	0.0	20	7	0.1
354	Pabna RWH	Pabna	86,700	62,890	0.2	75,345	42,356	0.2	120	154	0.1	1,000	11,021	0.0	116	104	0.2	1	19	0.0
355	Pabna RWH	Rayganj	43,000	19,494	0.1	17,280	23,921	0.0	99	25	0.1	2,900	2,607	0.0	0	32	0.0	12	10	0.1
356	Pabna RWH	Santhia	181,000	24,563	0.3	112,560	29,625	0.3	327	63	0.4	9,030	4,886	0.2	100	42	0.2	32	16	0.2
357	Pabna RWH	Serajganj	95,998	46,679	0.2	67,650	30,170	0.2	230	27	0.3	12,700	5,594	0.2	100	13	0.2	29	17	0.2
358	Pabna RWH	Shahjadpur	45,800	62,042	0.1	48,915	33,057	0.1	75	132	0.1	1	9,127	0.0	100	16	0.2	16	14	0.1
359	Pabna RWH	Sujanagar	189,500	26,010	0.3	78,765	18,897	0.2	225	90	0.2	155	2,679	0.0	0	12	0.0	22	14	0.1
360	Pabna RWH	Tarash	21,500	18,483	0.0	21,315	20,105	0.1	1	39	0.0	1,471	1,348	0.0	0	5	0.0	8	12	0.0
361	Pabna RWH	Ullapara	146,900	63,458	0.3	110,865	46,084	0.3	120	31	0.1	10,900	5,689	0.2	0	35	0.0	51	16	0.3
362	Patuakhali RWH	Amtali	24,500	9,569	0.2	87,735	17,352	0.5	50	25	0.1	5,401	2,575	0.2	0	78	0.0	39	12	0.2
363	Patuakhali RWH	Bakerganj	32,800	18,455	0.3	36,480	17,112	0.2	197	77	0.4	8,551	3,819	0.3	200	59	0.3	37	16	0.2
364	Patuakhali RWH	Bamna	8,300	2,752	0.1	9,075	3,583	0.1	20	15	0.0	741	270	0.0	140	40	0.2	11	6	0.1
365	Patuakhali RWH	Barguna	19,100	10,896	0.2	25,680	14,438	0.2	250	101	0.5	7,800	4,029	0.2	200	68	0.3	35	16	0.2
366	Patuakhali RWH	Bauphal	19,000	6,837	0.2	49,680	14,918	0.3	130	47	0.3	5,150	2,282	0.2	200	47	0.3	26	7	0.1
367	Patuakhali RWH	Betagi	15,900	3,776	0.1	14,970	5,405	0.1	15	40	0.0	1,400	926	0.0	200	19	0.3	33	9	0.2
368	Patuakhali RWH	Dashmina	9,100	2,955	0.1	11,250	5,952	0.1	61	25	0.1	1,893	918	0.1	200	48	0.3	18	7	0.1
369	Patuakhali RWH	Dumki	9,400	2,412	0.1	5,525	2,718	0.0	0	9	0.0	1,160	593	0.0	100	20	0.1	11	6	0.1
370	Patuakhali RWH	Galachipa	47,300	12,781	0.4	58,524	27,992	0.3	70	10	0.1	8,500	4,363	0.3	250	93	0.3	19	16	0.1
371	Patuakhali RWH	Kalapara	25,500	11,233	0.2	34,005	16,958	0.2	85	23	0.2	6,998	3,455	0.2	272	54	0.4	28	10	0.2
372	Patuakhali RWH	Mirzaganj	18,262	8,017	0.1	14,645	7,610	0.1	11	10	0.0	1,548	697	0.0	200	51	0.3	14	9	0.1
373	Patuakhali RWH	Nalchity	19,700	9,133	0.2	16,380	8,780	0.1	85	42	0.2	3,840	1,992	0.1	328	39	0.4	26	16	0.1
374	Patuakhali RWH	Patharghata	11,200	5,207	0.1	16,290	8,216	0.1	54	20	0.1	3,808	1,775	0.1	100	42	0.1	31	11	0.2
375	Patuakhali RWH	Patuakhali	46,700	18,461	0.4	35,910	18,087	0.2	100	72	0.2	8,196	3,865	0.3	322	98	0.4	31	22	0.2

SL	Warehouse Name	Upazila Name	Condom			Shukhi			IUD			Injectables			Implant			DDS Kits		
			CBL	AMD	MOS	CBL	AMD	MOS	CBL	AMD	MOS	CBL	AMD	MOS	CBL	AMD	MOS	CBL	AMD	MOS
376	Rajshahi RWH	Bagatipara	278,300	13,033	0.4	258,915	8,393	0.7	0	10	0.0	972	529	0.0	0	64	0.0	65	6	0.3
377	Rajshahi RWH	Bagha	74,800	24,082	0.1	31,230	11,922	0.1	21	3	0.0	5,588	2,204	0.1	0	29	0.0	19	8	0.1
378	Rajshahi RWH	Bagmara	175,700	63,850	0.2	461,010	32,877	1.2	52	62	0.1	6,229	3,094	0.1	0	65	0.0	35	19	0.2
379	Rajshahi RWH	Barigram	66,500	38,431	0.1	376,845	23,497	1.0	8	39	0.0	70	3,365	0.0	0	89	0.0	18	10	0.1
380	Rajshahi RWH	Bholahat	50,000	6,869	0.1	52,605	5,325	0.1	53	8	0.1	1,804	721	0.0	0	8	0.0	19	5	0.1
381	Rajshahi RWH	Boalia	254,400	111,465	0.4	27,480	11,325	0.1	35	27	0.1	6,275	3,510	0.1	0	162	0.0	16	6	0.1
382	Rajshahi RWH	Chapai Nawabganj	125,900	48,896	0.2	56,670	22,667	0.1	105	34	0.2	8,007	4,343	0.2	0	14	0.0	46	21	0.2
383	Rajshahi RWH	Charghat	69,500	25,060	0.1	241,830	14,502	0.6	54	21	0.1	4,100	1,842	0.1	0	36	0.0	27	8	0.1
384	Rajshahi RWH	Durgapur	54,400	21,360	0.1	182,400	10,535	0.5	50	8	0.1	1,648	911	0.0	0	44	0.0	31	10	0.1
385	Rajshahi RWH	Godagari	160,600	37,975	0.2	661,560	26,887	1.7	91	55	0.2	10,173	3,880	0.2	0	21	0.0	24	9	0.1
386	Rajshahi RWH	Gomostapur	62,500	23,607	0.1	37,200	16,140	0.1	21	15	0.0	2,837	1,664	0.1	0	9	0.0	34	9	0.2
387	Rajshahi RWH	Gurudashpur	32,500	24,923	0.0	502,935	20,320	1.3	0	9	0.0	50	1,668	0.0	0	51	0.0	17	8	0.1
388	Rajshahi RWH	Lalpur	52,397	23,793	0.1	440,805	20,368	1.2	40	20	0.1	5,378	2,329	0.1	0	67	0.0	24	15	0.1
389	Rajshahi RWH	Mohonpur	50,500	20,499	0.1	316,170	14,715	0.8	58	7	0.1	4,563	2,188	0.1	0	52	0.0	21	8	0.1
390	Rajshahi RWH	Nachole	26,400	10,451	0.0	19,020	6,921	0.0	59	2	0.1	3,200	1,412	0.1	0	9	0.0	18	6	0.1
391	Rajshahi RWH	Natore	105,600	44,672	0.1	74,145	24,925	0.2	180	87	0.4	3,440	2,131	0.1	0	90	0.0	44	20	0.2
392	Rajshahi RWH	Poba	104,700	42,924	0.1	39,510	16,342	0.1	11	19	0.0	8,175	4,084	0.2	0	29	0.0	30	12	0.1
393	Rajshahi RWH	Puthia	69,400	29,256	0.1	39,345	14,871	0.1	10	5	0.0	3,198	1,717	0.1	0	21	0.0	12	6	0.1
394	Rajshahi RWH	Shibganj(C'Na wabganj)	86,000	36,331	0.1	74,010	26,751	0.2	82	27	0.2	6,983	3,224	0.1	0	21	0.0	45	12	0.2
395	Rajshahi RWH	Singra	231,100	43,949	0.3	467,280	37,711	1.2	55	24	0.1	3,375	2,651	0.1	300	91	0.3	36	14	0.2
396	Rajshahi RWH	Tanore	43,500	14,941	0.1	600,795	15,098	1.6	70	30	0.1	2,773	1,247	0.1	0	151	0.0	14	9	0.1
397	Rangamati RWH	Bagaichhari	49,200	9,222	0.8	17,464	6,604	0.4	38	9	0.4	4,249	418	1.1	12	18	0.1	12	6	0.3
398	Rangamati RWH	Barkal	28,900	4,032	0.5	15,135	3,005	0.4	53	4	0.5	1,700	398	0.4	0	0	0.0	8	4	0.2
399	Rangamati RWH	Belaichari	36,700	1,418	0.6	18,291	2,310	0.5	67	3	0.7	2,176	139	0.6	0	0	0.0	28	3	0.7
400	Rangamati RWH	Juraichhari	29,300	2,162	0.5	17,115	2,083	0.4	52	4	0.5	1,211	144	0.3	0	0	0.0	8	3	0.2

SL	Warehouse Name	Upazila Name	Condom			Shukhi			IUD			Injectables			Implant			DDS Kits		
			CBL	AMD	MOS	CBL	AMD	MOS	CBL	AMD	MOS	CBL	AMD	MOS	CBL	AMD	MOS	CBL	AMD	MOS
401	Rangamati RWH	Kaptai	13,400	5,705	0.2	29,205	2,838	0.7	42	7	0.4	1,492	396	0.4	72	12	0.4	2	6	0.0
402	Rangamati RWH	Kawkhali	34,400	4,995	0.6	37,005	3,240	0.9	159	10	1.6	2,695	531	0.7	185	24	1.1	4	2	0.1
403	Rangamati RWH	Langadu	48,100	10,418	0.8	28,095	6,657	0.7	38	8	0.4	2,865	643	0.8	10	42	0.1	19	10	0.5
404	Rangamati RWH	Nannerchar	30,000	6,304	0.5	10,542	4,589	0.3	47	4	0.5	1,722	256	0.5	15	5	0.1	7	5	0.2
405	Rangamati RWH	Rajasthali	59,500	2,145	1.0	35,160	1,759	0.9	36	3	0.4	1,729	173	0.5	20	13	0.1	17	4	0.4
406	Rangamati RWH	Rangamati	52,000	12,232	0.9	48,165	6,364	1.2	99	48	1.0	2,959	702	0.8	300	59	1.7	14	10	0.3
407	Rangpur RWH	Aditmari	28,200	16,078	0.0	33,400	16,713	0.0	106	35	0.1	5,184	2,915	0.0	0	129	0.0	27	11	0.1
408	Rangpur RWH	Badarganj	29,700	11,602	0.0	348,525	21,739	0.4	120	28	0.1	4,105	2,273	0.0	960	78	0.3	136	9	0.3
409	Rangpur RWH	Bhurangamari	199,800	29,867	0.3	443,875	32,820	0.5	106	26	0.1	6,877	3,822	0.1	704	79	0.2	143	12	0.3
410	Rangpur RWH	Chilmari	30,000	11,201	0.0	362,115	18,138	0.4	18	22	0.0	3,148	1,363	0.0	0	58	0.0	48	6	0.1
411	Rangpur RWH	Dimla	22,000	8,072	0.0	418,590	24,154	0.5	107	41	0.1	5,881	3,122	0.0	0	56	0.0	134	13	0.3
412	Rangpur RWH	Domar	26,200	8,432	0.0	549,995	19,604	0.6	40	30	0.0	4,268	2,581	0.0	0	58	0.0	24	15	0.0
413	Rangpur RWH	Fulbari	39,000	10,628	0.1	324,655	15,975	0.4	74	27	0.0	5,850	2,723	0.0	128	58	0.0	50	8	0.1
414	Rangpur RWH	Fulchhari	29,700	16,823	0.0	32,550	15,173	0.0	43	40	0.0	5,293	2,730	0.0	0	14	0.0	21	8	0.0
415	Rangpur RWH	Gaibandha	43,900	22,917	0.1	67,320	34,198	0.1	50	39	0.0	10,157	5,117	0.1	0	315	0.0	31	22	0.1
416	Rangpur RWH	Gangachara	17,300	11,526	0.0	520,800	27,354	0.6	10	33	0.0	8,115	4,472	0.1	0	159	0.0	116	28	0.2
417	Rangpur RWH	Gobindaganj	94,400	46,334	0.2	645,840	46,767	0.7	132	54	0.1	9,150	4,764	0.1	0	181	0.0	104	21	0.2
418	Rangpur RWH	Hatibandha	46,100	18,886	0.1	251,580	19,792	0.3	210	50	0.1	4,855	2,779	0.0	840	171	0.2	122	12	0.2
419	Rangpur RWH	Jaldhaka	32,600	18,669	0.1	498,990	33,707	0.6	135	56	0.1	8,595	4,059	0.1	0	148	0.0	144	14	0.3
420	Rangpur RWH	Kaliganj(Lalmo nirhat)	70,200	9,070	0.1	222,930	17,313	0.2	68	28	0.0	4,091	2,380	0.0	192	75	0.1	71	11	0.1
421	Rangpur RWH	Kaunia	35,200	15,259	0.1	28,755	16,106	0.0	110	51	0.1	6,090	3,742	0.0	0	79	0.0	20	7	0.0
422	Rangpur RWH	Kishoreganj(Nilphamari)	18,500	5,670	0.0	52,530	24,373	0.1	153	39	0.1	4,780	3,078	0.0	0	95	0.0	29	16	0.1
423	Rangpur RWH	Kurigram	37,400	13,311	0.1	46,458	26,151	0.1	60	13	0.0	8,852	4,862	0.1	0	50	0.0	28	11	0.1
424	Rangpur RWH	Lalmonirhat	25,800	13,540	0.0	43,150	20,843	0.0	0	21	0.0	9,626	5,036	0.1	0	115	0.0	24	15	0.0
425	Rangpur RWH	Mithapukur	64,300	30,424	0.1	83,880	42,847	0.1	125	28	0.1	9,575	4,667	0.1	0	177	0.0	39	22	0.1

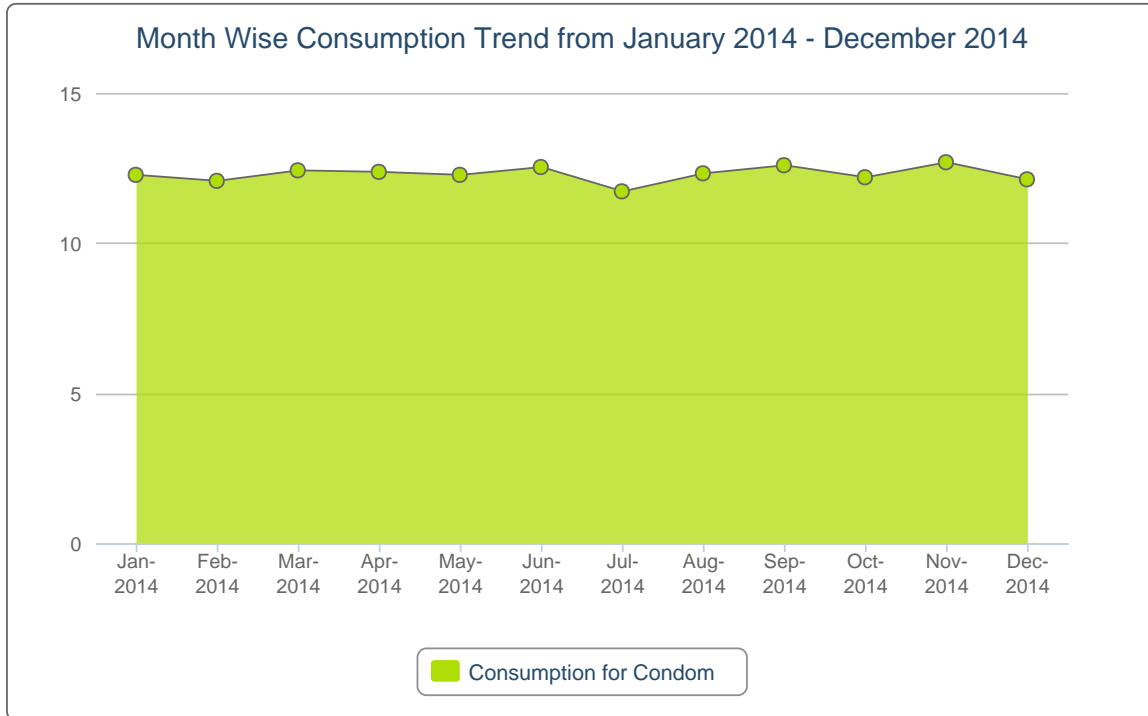
SL	Warehouse Name	Upazila Name	Condom			Shukhi			IUD			Injectables			Implant			DDS Kits		
			CBL	AMD	MOS	CBL	AMD	MOS	CBL	AMD	MOS	CBL	AMD	MOS	CBL	AMD	MOS	CBL	AMD	MOS
426	Rangpur RWH	Nageshwari	146,900	13,071	0.2	389,235	49,801	0.4	287	21	0.2	11,205	6,435	0.1	384	93	0.1	113	12	0.2
427	Rangpur RWH	Nilphamari	30,400	16,949	0.0	75,465	40,605	0.1	300	128	0.2	8,005	4,603	0.1	0	77	0.0	28	24	0.1
428	Rangpur RWH	Palashbari	25,800	11,677	0.0	41,610	20,602	0.0	75	54	0.1	6,106	2,879	0.0	192	137	0.1	23	11	0.0
429	Rangpur RWH	Patgram	77,900	8,503	0.1	260,280	15,309	0.3	11	14	0.0	3,278	2,079	0.0	192	54	0.1	31	8	0.1
430	Rangpur RWH	Pirgachha	64,400	28,300	0.1	51,855	29,474	0.1	115	71	0.1	9,100	5,028	0.1	0	54	0.0	27	12	0.1
431	Rangpur RWH	Pirganj(Rangpur)	72,700	35,542	0.1	384,495	39,359	0.4	155	40	0.1	9,510	4,690	0.1	0	56	0.0	146	22	0.3
432	Rangpur RWH	Rajar Hat	53,400	21,392	0.1	38,595	18,148	0.0	74	34	0.0	6,202	3,275	0.0	0	88	0.0	27	8	0.1
433	Rangpur RWH	Rangpur	71,800	40,321	0.1	52,855	37,633	0.1	150	67	0.1	14,400	7,195	0.1	0	230	0.0	27	20	0.1
434	Rangpur RWH	Sadullapur	67,600	32,406	0.1	379,520	26,150	0.4	185	68	0.1	8,447	4,091	0.1	64	102	0.0	148	16	0.3
435	Rangpur RWH	Saghata	27,400	11,835	0.0	48,900	25,862	0.1	50	51	0.0	3,547	1,980	0.0	320	74	0.1	21	13	0.0
436	Rangpur RWH	Saidpur	66,400	24,688	0.1	34,800	17,469	0.0	24	33	0.0	3,836	2,150	0.0	192	63	0.1	17	9	0.0
437	Rangpur RWH	Sundarganj	70,300	36,966	0.1	70,606	44,544	0.1	279	190	0.2	16,378	6,837	0.1	512	284	0.1	29	20	0.1
438	Rangpur RWH	Taraganj	12,100	7,901	0.0	20,932	12,067	0.0	43	10	0.0	1,891	1,314	0.0	0	69	0.0	14	6	0.0
439	Rangpur RWH	Ulipur	32,800	17,496	0.1	363,590	45,598	0.4	180	40	0.1	13,670	6,490	0.1	136	61	0.0	71	15	0.1
440	Sylhet RWH	Ajmiriganj	57,900	3,197	0.1	4,965	5,602	0.0	220	4	0.2	670	350	0.0	47	7	0.0	6	7	0.0
441	Sylhet RWH	Bahubal	62,600	11,845	0.1	23,412	8,788	0.1	169	13	0.1	1,507	601	0.0	0	25	0.0	22	9	0.1
442	Sylhet RWH	Balaganj	173,600	46,081	0.2	60,240	13,249	0.1	122	38	0.1	4,185	2,429	0.1	64	37	0.1	49	15	0.1
443	Sylhet RWH	Baniyachang	160,600	23,736	0.2	72,450	15,782	0.2	223	10	0.2	1,504	1,011	0.0	0	4	0.0	8	16	0.0
444	Sylhet RWH	Barlekha	73,600	11,978	0.1	51,015	10,405	0.1	98	26	0.1	1,831	764	0.0	130	47	0.1	21	8	0.1
445	Sylhet RWH	Beani bazar	118,600	26,590	0.1	58,145	8,306	0.1	125	58	0.1	2,780	776	0.1	5	17	0.0	27	11	0.1
446	Sylhet RWH	Bishwamvarpur	67,598	8,122	0.1	48,125	8,165	0.1	185	19	0.1	1,831	521	0.0	52	33	0.0	29	5	0.1
447	Sylhet RWH	Biswanath	71,300	12,300	0.1	56,790	5,444	0.1	144	31	0.1	778	650	0.0	64	22	0.1	33	8	0.1
448	Sylhet RWH	Chhatak	95,500	18,058	0.1	30,825	11,305	0.1	84	76	0.1	3,858	728	0.1	10	5	0.0	36	11	0.1
449	Sylhet RWH	Chunarughat	142,000	15,389	0.2	24,195	20,198	0.1	114	13	0.1	2,235	1,372	0.0	200	5	0.2	17	13	0.0
450	Sylhet RWH	Companiganj	76,300	16,374	0.1	32,925	7,709	0.1	112	25	0.1	3,339	1,450	0.1	20	20	0.0	13	4	0.0

SL	Warehouse Name	Upazila Name	Condom			Shukhi			IUD			Injectables			Implant			DDS Kits		
			CBL	AMD	MOS	CBL	AMD	MOS	CBL	AMD	MOS	CBL	AMD	MOS	CBL	AMD	MOS	CBL	AMD	MOS
451	Sylhet RWH	Derai	120,800	39,055	0.2	45,587	14,098	0.1	100	30	0.1	1,979	925	0.0	0	29	0.0	18	7	0.1
452	Sylhet RWH	Dwarabazar	113,700	12,811	0.1	51,540	13,409	0.1	128	17	0.1	4,877	1,407	0.1	30	15	0.0	16	8	0.0
453	Sylhet RWH	Fenchuganj	54,000	9,645	0.1	101,385	3,538	0.2	155	12	0.1	1,287	401	0.0	50	12	0.0	10	3	0.0
454	Sylhet RWH	Golapganj	66,100	32,856	0.1	36,822	9,054	0.1	27	47	0.0	1,322	855	0.0	52	52	0.0	32	12	0.1
455	Sylhet RWH	Gowainghat	93,800	21,403	0.1	53,760	10,786	0.1	53	31	0.0	4,225	2,547	0.1	116	25	0.1	16	10	0.0
456	Sylhet RWH	Habiganj	117,400	26,199	0.1	69,110	15,884	0.2	53	43	0.0	3,234	1,785	0.1	50	28	0.0	45	18	0.1
457	Sylhet RWH	Jagannathpur	84,900	15,972	0.1	37,030	8,693	0.1	90	28	0.1	2,221	314	0.0	0	19	0.0	22	7	0.1
458	Sylhet RWH	Jamalganj	63,000	15,760	0.1	56,075	10,990	0.1	155	26	0.1	4,390	1,318	0.1	100	0	0.1	17	7	0.0
459	Sylhet RWH	Jointiapur	52,500	26,550	0.1	31,215	7,503	0.1	111	62	0.1	5,101	2,376	0.1	200	25	0.2	34	9	0.1
460	Sylhet RWH	Juri	84,400	8,640	0.1	41,840	6,384	0.1	100	55	0.1	2,100	535	0.0	100	32	0.1	19	8	0.1
461	Sylhet RWH	Kamalganj	104,400	19,065	0.1	61,110	18,315	0.1	90	49	0.1	3,070	1,618	0.1	0	24	0.0	21	11	0.1
462	Sylhet RWH	Kanaighat	110,200	37,627	0.1	51,066	12,188	0.1	0	36	0.0	3,747	2,414	0.1	100	15	0.1	34	12	0.1
463	Sylhet RWH	Kulaura	121,000	17,664	0.2	54,900	13,011	0.1	68	39	0.1	3,910	2,823	0.1	0	47	0.0	24	7	0.1
464	Sylhet RWH	Lakhai	73,400	7,721	0.1	44,625	8,619	0.1	146	7	0.1	1,261	473	0.0	114	6	0.1	14	8	0.0
465	Sylhet RWH	Madhabpur	151,640	15,142	0.2	38,020	19,415	0.1	163	20	0.1	2,124	942	0.0	0	27	0.0	15	13	0.0
466	Sylhet RWH	Moulvibazar	550,000	15,035	0.7	160,570	11,808	0.4	123	59	0.1	2,125	1,471	0.0	100	43	0.1	29	16	0.1
467	Sylhet RWH	Nabiganj	84,500	10,482	0.1	53,550	16,091	0.1	235	31	0.2	4,800	839	0.1	10	47	0.0	34	10	0.1
468	Sylhet RWH	Rajnagar	74,200	9,894	0.1	45,340	9,993	0.1	98	40	0.1	4,900	1,967	0.1	80	57	0.1	26	11	0.1
469	Sylhet RWH	South Sunamganj	90,000	12,186	0.1	54,945	8,381	0.1	36	23	0.0	1,561	736	0.0	0	18	0.0	19	11	0.1
470	Sylhet RWH	South Surma	64,362	45,822	0.1	23,272	14,742	0.1	72	22	0.1	1,990	1,427	0.0	50	3	0.0	15	10	0.0
471	Sylhet RWH	Srimangal	117,400	22,403	0.1	38,955	16,437	0.1	52	54	0.0	2,175	2,007	0.0	200	68	0.2	19	14	0.1
472	Sylhet RWH	Sulla	84,700	14,645	0.1	65,715	6,519	0.1	170	17	0.1	735	380	0.0	60	12	0.0	28	4	0.1
473	Sylhet RWH	Sunamganj	95,600	18,449	0.1	48,585	13,711	0.1	122	38	0.1	2,242	1,570	0.0	14	58	0.0	21	10	0.1
474	Sylhet RWH	Sylhet	165,900	66,875	0.2	305,440	43,464	0.7	534	78	0.4	14,367	6,627	0.3	64	257	0.1	50	9	0.1
475	Sylhet RWH	Tahirpur	195,300	23,052	0.2	75,700	13,431	0.2	156	40	0.1	2,098	755	0.0	0	32	0.0	20	10	0.1

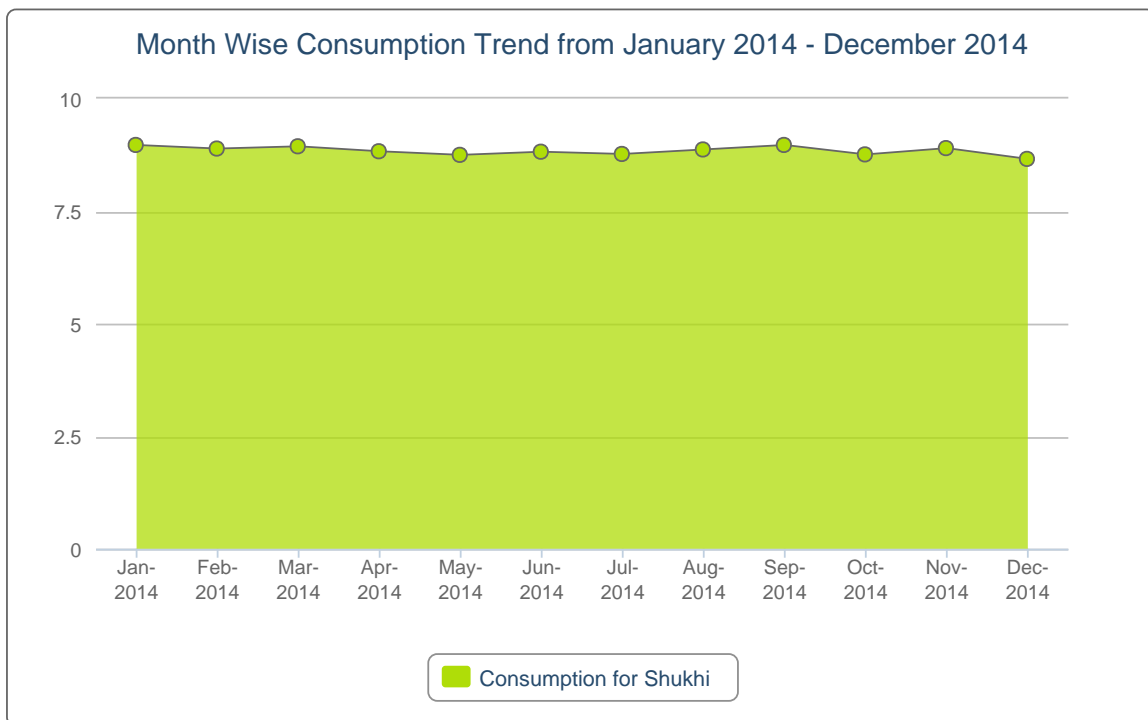
SL	Warehouse Name	Upazila Name	Condom			Shukhi			IUD			Injectables			Implant			DDS Kits		
			CBL	AMD	MOS	CBL	AMD	MOS	CBL	AMD	MOS	CBL	AMD	MOS	CBL	AMD	MOS	CBL	AMD	MOS
476	Sylhet RWH	Zakiganj	111,700	54,287	0.1	46,125	12,151	0.1	90	30	0.1	2,428	1,537	0.0	10	45	0.0	22	8	0.1
477	Tangail RWH	Basail	121,960	63,649	0.2	258,547	15,835	0.7	52	36	0.1	12,432	1,421	0.4	0	50	0.0	52	8	0.3
478	Tangail RWH	Bhuapur	290,200	30,695	0.6	316,983	22,789	0.9	110	27	0.2	2,498	1,997	0.1	340	54	0.5	42	11	0.3
479	Tangail RWH	Chouhali	33,830	21,027	0.1	36,640	9,009	0.1	159	25	0.3	5,226	1,133	0.2	156	8	0.2	11	13	0.1
480	Tangail RWH	Delduar	491,800	48,820	0.9	290,055	24,233	0.8	140	33	0.3	9,680	1,620	0.3	64	47	0.1	43	12	0.3
481	Tangail RWH	Ghatail	208,400	63,550	0.4	175,770	48,243	0.5	210	44	0.5	6,055	3,899	0.2	384	76	0.5	37	16	0.2
482	Tangail RWH	Gopalpur	324,100	26,683	0.6	348,240	19,643	0.9	103	25	0.2	4,495	2,403	0.1	128	54	0.2	46	13	0.3
483	Tangail RWH	Kalihati	210,800	67,258	0.4	276,375	47,645	0.7	200	55	0.4	6,000	5,014	0.2	128	75	0.2	36	17	0.2
484	Tangail RWH	Madhupur	332,400	40,898	0.6	140,970	55,899	0.4	127	21	0.3	5,073	5,127	0.2	0	78	0.0	36	17	0.2
485	Tangail RWH	Mirzapur	66,990	34,263	0.1	18,235	35,568	0.0	120	48	0.3	8,436	1,044	0.3	0	42	0.0	28	19	0.2
486	Tangail RWH	Nagarpur	60,200	30,356	0.1	76,560	27,433	0.2	0	64	0.0	5,100	2,251	0.2	192	82	0.3	37	10	0.2
487	Tangail RWH	Shakhipur	46,840	25,522	0.1	32,583	29,553	0.1	54	23	0.1	4,753	1,015	0.2	256	33	0.3	18	7	0.1
488	Tangail RWH	Tangail	135,600	70,362	0.3	85,770	33,739	0.2	184	65	0.4	8,584	4,689	0.3	192	145	0.3	48	19	0.3
Total			47,802,919	12,270,965	0	43,951,584	8,822,645	0	59,182	19,265	0	2,231,670	1,148,566	0	52,307	25,472	0	16,710	5,937	0

7. Month-wise Consumption Trend

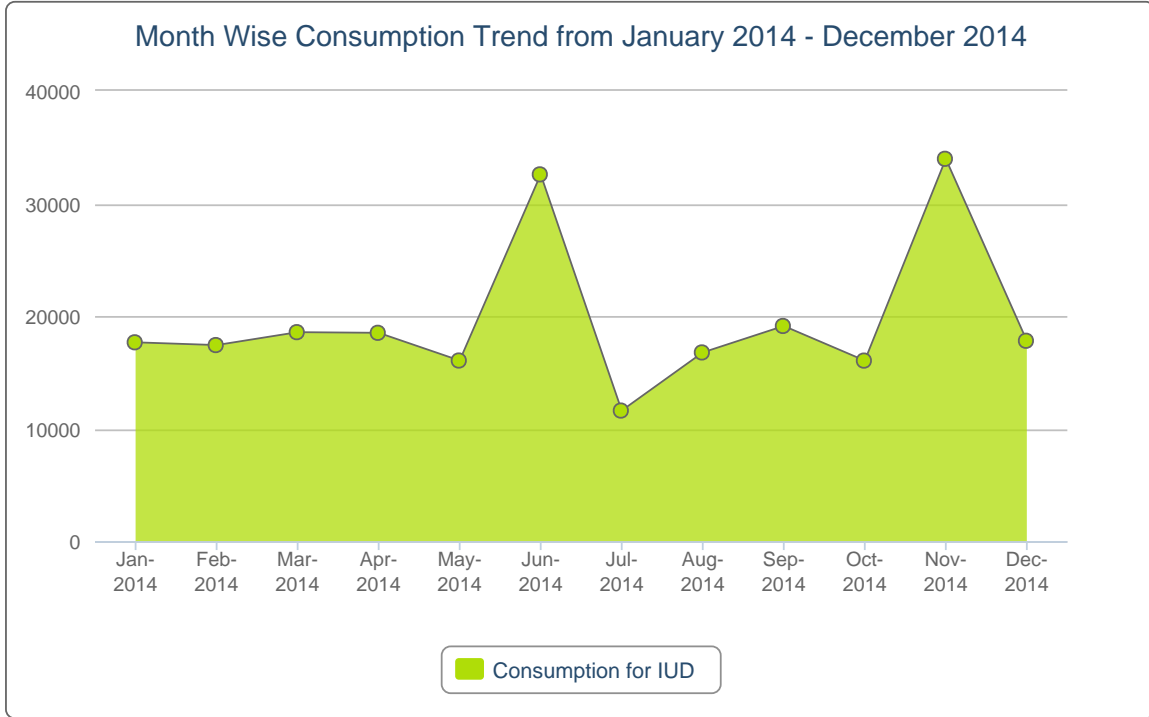
7(a).



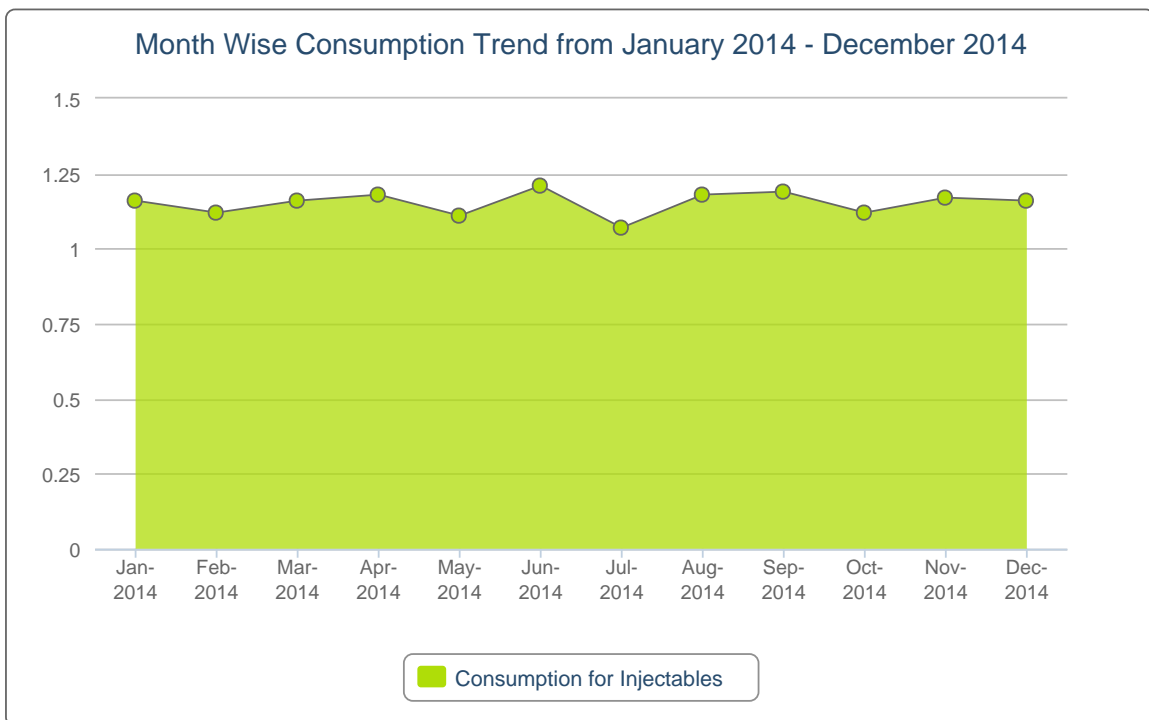
7(b).



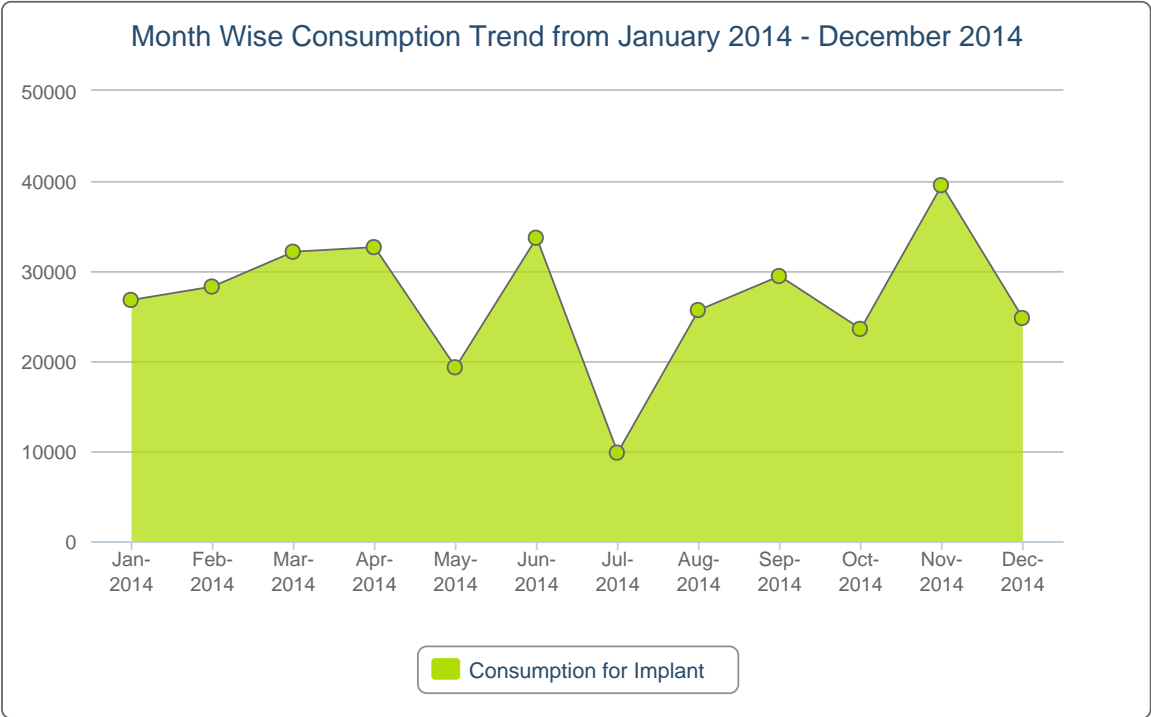
7(c).



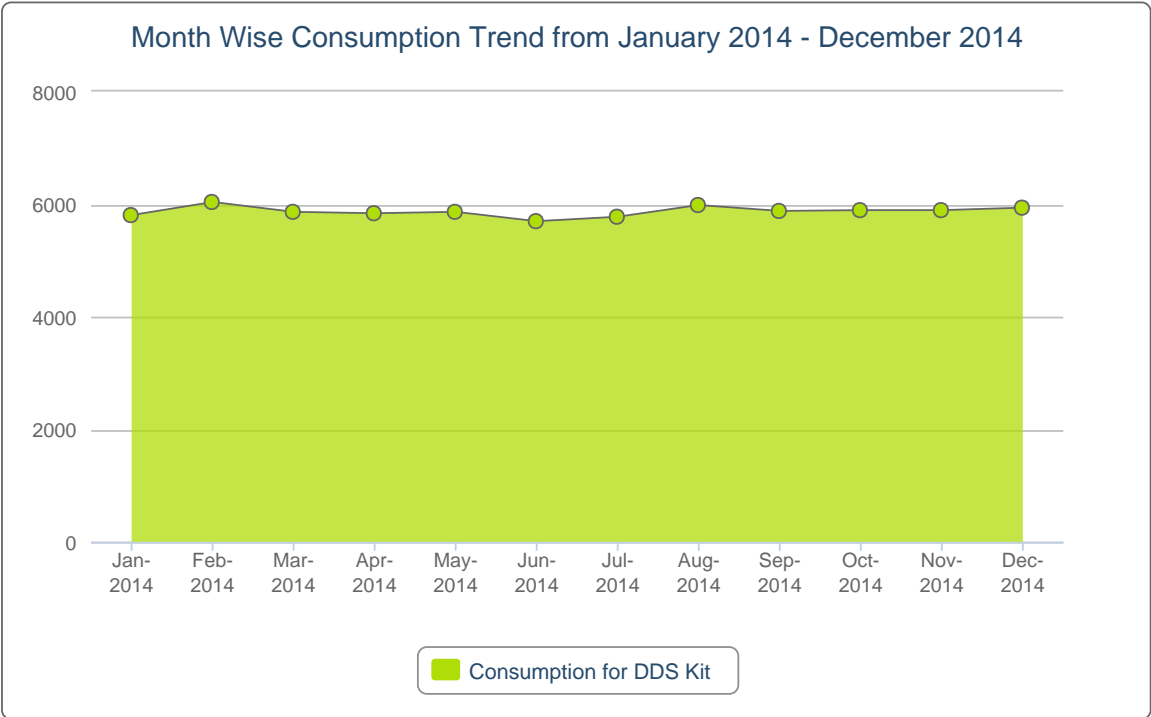
7(d).



7(e).



7(f).



8. Report on Upazila and Warehouse Having Stock Out in last month

SL	Products Name	No of Stockout WH	% of Stockout WH	No of Stockout Upazila Store	% of Stockout Upazila Store	No of Stockout Upazila Field	% of Stockout Upazila Field
1	Condom	0	0%	0	0%	0	0%
2	Shukhi	0	0%	0	0%	0	0%
3	IUD	0	0%	13	3%	0	0%
4	Injectables	0	0%	0	0%	0	0%
5	Implant	0	0%	0	0%	6	1%
6	DDS Kits	0	0%	1	0%	0	0%

List of Stock Out Warehouse

SL	Commodity	Warehouse	Phone
No StockOut in Warehouse			

List of StockOut Upazila

Commodity	Warehouse	District	Upazila	Phone
IUD	Bandarbon RWH	Bandarbon	Lama	01828931314
	Chittagong RWH	Khagrachari	Laksmichari	01553789852
	Chittagong RWH	Khagrachari	Panchhari	01552548569
	Jessore RWH	Jessore	Monirampur	01711272110
	Jessore RWH	Jessore	Sarsha	01718-470208
	Mymensingh RWH	Kishorganj	Bajitpur	01717564107
	Mymensingh RWH	Mymensingh	Gouripur	01711485661
	Patuakhali RWH	Patuakhali	Dumki	01727802566
	Rajshahi RWH	Natore	Bagatipara	01711013783
	Rajshahi RWH	Natore	Gurudashpur	01712897122
	Rangpur RWH	Lalmonirhat	Lalmonirhat	01712846958
	Sylhet RWH	Sylhet	Kanaighat	01199303670
	Tangail RWH	Tangail	Nagarpur	01716778713
DDS Kits	Bandarbon RWH	Bandarbon	Lama	01828931314



This report is generated with the financial support of USAID and the technical assistance from Systems for Improved Access to Pharmaceuticals and Services (SIAPS), implemented by Management Sciences for Health-MSH.

If you need more information, please visit at <http://www.dgfplmis.org>