

FAMILY PLANNING MONTHLY LOGISTICS REPORT

January 2015



**Management Information System (MIS)
Directorate General of Family Planning (DGFP)**

6, Kawran Bazar, Dhaka1215

Email: dirmisfp@gmail.com, dirlsdgfp@gmail.com
www.dgfpmis.org, www.dgfplmis.org

Government of the People's Republic of Bangladesh
Directorate General of Family Planning
Management Information System (MIS)
6, Kawran Bazar, Dhaka- 1215
www.dgfpbd.org

Memo No. - DGFP/MIS/97/323(part-5)/2008/50/138

Date: 9 March, 2015.

Sub: **Family Planning Monthly Logistics Report for the Month of January 2015.**

Family Planning Monthly Logistics Report for the Month of January 2015 is sent herewith for your kind information & necessary action. This report is prepared on the basis of Form-7 submitted by Warehouses and Form-7B submitted by Upazila Family Planning Offices by using WIMS & UIMS operational tools. It provides useful information on monthly distribution and stock balance of all the major contraceptives & DDS Kits of Warehouse/Upazila Stores. A summary of important events happened during reporting month included in this report. For more information you are requested to visit at www.dgfplmis.org web site.

Comments and suggestions for improvement of this report will be highly appreciated.


09.3.2015
(Md. Zahir Uddin Babar)
Director (MIS)
and
Line Director MIS-FP
Phone: 9146262
Mail: dirmisfp@gmail.com

Memo No. - DGFP/MIS/97/323(part-5)/2008/50/138/1(100)

Date: 9 March, 2015.

Copy of the report forwarded to:

1. Secretary, Ministry of Health & Family Welfare, Bangladesh Secretariat, Dhaka.
2. Additional Secretary, Ministry of Health & Family Welfare, Bangladesh Secretariat, Dhaka.
3. Joint Secretary (WHO)/ (Coordination), Ministry of Health & Family Welfare, Bangladesh Secretariat, Dhaka.
4. Joint Chief (Planning), Ministry of Health & Family Welfare, Bangladesh Secretariat (Clinic Building), Dhaka.
5. Joint Chief (Population & Planning wing), Planning commission, Sher-e-Bangla Nagar, Dhaka.
6. Joint Chief (Planning), Program Management and Monitoring Unit (PMMU), Azimpur, Dhaka-1205.
7. P.S. to the Honorable Minister, Ministry of Health and Family Welfare, Bangladesh Secretariat, Dhaka, for kind information of the Honorable Minister.
8. P.S. to the Honorable State Minister, Ministry of Health and Family Welfare, Bangladesh Secretariat, Dhaka, for kind information of the Honorable State Minister.
9. Director Administration, Directorate General of Family Planning, 6 Kawran Bazar, Dhaka 1215.
10. Director Logistics & Supply and Line Director (Procurement, Storage & Supply Management), Directorate General of Family Planning, 6 Kawran Bazar, Dhaka 1215.

11. Director Finance & Line Director (Family Planning Field Service Delivery Program), Directorate General of Family Planning, 6 Kawran Bazar, Dhaka 1215.
12. Director (IEM) & Line Director (Information, Education and Communication), Directorate General of Family Planning, 6 Kawran Bazar, Dhaka 1215.
13. Director Planning & Line Director (Program Monitoring and Evaluation), Directorate General of Family Planning, 6 Kawran Bazar, Dhaka 1215.
14. Line Director (Maternal, Child, Reproductive and Adolescent Health), Directorate General of Family Planning, 6 Kawran Bazar, Dhaka 1215.
15. Line Director (Clinical Contraception Services Delivery), Directorate General of Family Planning, 6 Kawran Bazar, Dhaka 1215.
16. Divisional Director, Family Planning, Dhaka / Chittagong / Rajshahi / Khulna / Sylhet / Barisal/ Rangpur Division.
17. Deputy Chief (FW)/ (Health), Ministry of Health & Family Welfare, Bangladesh Secretariat, Dhaka.
18. Additional Director (Drugs and Stores), Directorate General of Family Planning, Central Warehouse, Mohakhali, Dhaka.
19. Deputy Director, Family Planning, ----- District (You are requested to take appropriate measures to ensure timely submission of Form 7B report from upazilas and send these to MIS Unit within 9th working day of the next month).
20. Supply Officer, Family Planning, ----- CWH/RWHs.
21. Country Director, SPS/MSH, House No.-28, Flat-W2, Road No.-63, Gulshan-2, Dhaka-1212.
22. Country Director, The World Bank, E-32, Agargaon, Sher-e-Banala Nagar, Dhaka-1207.
23. Team Leader, Population & Health Team, USAID, Madani Avenue, Baridhara, Dhaka.
24. Country Representative, UNFPA, IDB Bhaban, Agargaon, Sher-E-Bangla Nagar, Dhaka.
25. Managing Director, SMC, SMC Tower, 33 Banani C/A, Dhaka-1213.
26. Documentation Center, IEM Unit, Directorate General of Family Planning, 6 Kawran Bazar, Dhaka.
27. PA to Director General, Directorate General of Family Planning, 6, Kawran Bazar, Dhaka 1215.
28. Office copy, MIS, DGFP, 6 Kawran Bazar, Dhaka -1215.










(Shalina Akther)
Deputy Director (MIS)

Table Of Contents

	Page
1. DGFP Stock Status Report	1-2
2. National Receipts Quantity by Product by Month	3
3. National Level Contraceptive Summary Report	4
4. Stock Status Report at Different Levels	5
5. Contraceptive Stock Status by Product at Upazila Store and Field	6-10
6. Contraceptive Stock Status by Product at Regional Warehouses/Upazila	11-31
7. Month-wise Consumption Trend	32-34
8. Report on Upazila and Warehouse Having Stock Out in last month	35

1. DGFP Stock Status Report

		 DGFP STOCK STATUS REPORT** January 2015 (Updated 09 February 2015)																										 भद्रिदार परिकल्पना अभिनन्दन		
Year	2015												2016												2017					
Month	2	3	4	5	6	7	8	9	10	11	12	1	2	3	4	5	6	7	8	9	10	11	12	1	2	3	4	5	6	
Min.-Max.	Min						Max																							
Product																														
Condom	CS (183.0m) - 14 months												2014-15 - 150m : 12 months																	
*AMC = 12.26m	2012-13 GoB (Revenue) 150m: Received in full as of 31 January 2015 2014-15 GoB (Revenue) 150m: Offer letter issued on 18 January 2015																													
Pill	CS (167.7m) - 19 months												2014-15 - 72m : 8 months																	
*AMC = 8.86m	2013-14 (Pool fund) 50m: Received in full as of 31 January 2015 2014-15 (Pool fund) 60m (ICB): 2nd TEC held on 05 February 2015; 18m (NCB): NOC received from WB on 05 February 2015																													
IUD	CS (0.561m) - 22 months												2013-14 - 0.4m : 16 months																	
*AMC = 20,189	2013-14 (Pool fund) 0.4m: Contract signed on 5 March 2014; awaiting receipts																													
Injectables	CS (16.3m) - 14 months												2014-15 - 16.5m : 14 months																	
*AMC = 1.15m	2014-15 (Pool fund) 14m(ICB): Purchase Summary sent to Ministry on 09 February 2015 2014-15 (GoB Dev) 2.5m(NCB): IFT published on 12 December 2014																													
Implant	CS (0.726m) - 24 months																													
*AMC = 25,634																														
DDS Kit	CS (0.057m) - 9 months									2014-15 - 0.070m : 10 months																				
*AMC = 5,885	2014-15 (Pool Fund) 0.070m: Bids opened on 08 February 2015																													
Legend:  Current Stock of contraceptives  To be received  2014-15 - planned																														
AMC = Average Monthly Consumption BER = Bid Evaluation Report CS = Current Stock NOA = Notification of Award NOC = No Objection Certificate TEC = Technical Evaluation Committee																														
*AMC is calculated based on past 12-months consumption **This report is generated using the "Pipeline Software" which considers "Projected Consumption"																														
 Data Sources: DGFP/L&S unit, DGFP LMIS web site - http://www.dgfpimis.org . Central Warehouse WIMS data and Approved DGFP Procurement Plan																														
																														

DGFP STOCK STATUS REPORT (For the Month of January 2015)

Updated 09 February 2015

CONDOM - Current national stock 183.0 m and this stock can be used up to March 2016.

- FY 2012-13 GoB (Revenue) 150m pieces :Received in full as of 31 January 2015
- FY 2014-15 GoB (Revenue) 150m pieces :Offer letter issued on 18 January 2015

PILL - Current national stock of pill is 167.7m cycles which will go up to August 2016.

- 2013-14 (Pool fund) 50m cycles: Received in full as of 31 January 2015
- 2014-15 (Pool fund):60m cycles (ICB): 2nd TEC held on 02 February 2015 & 18 m cycles (NCB): NOC received on 05 February 2015.

IUD - Current national stock is 0.561m pcs and this stock can be used up to December 2016.

- FY 2013-14 (Pool fund) -0.4m pcs- Contract signed on 05 March 2014; awaiting receipts.

INJECTABLES - Current stock of 16.3m vials can be used up to March 2016.

- 2014-15 (Pool fund) 14m vials (ICB): Purchase Summary sent to Ministry on 09 February 2015.
- 2014-15 (GoB Dev) 2.5m vials (NCB): IFT published on 12 December 2014.

IMPLANT - Current stock is 0.726m sets and this can be used up to January 2017.

DDS KITS - Current national stock is 0.057m boxes which can be used up to October 2015.

- 2014-15 (Pool fund) 0.070m boxes: Bids opened on 08 February 2015.

You can also download the previous reports from <http://dgfplmis.org/>

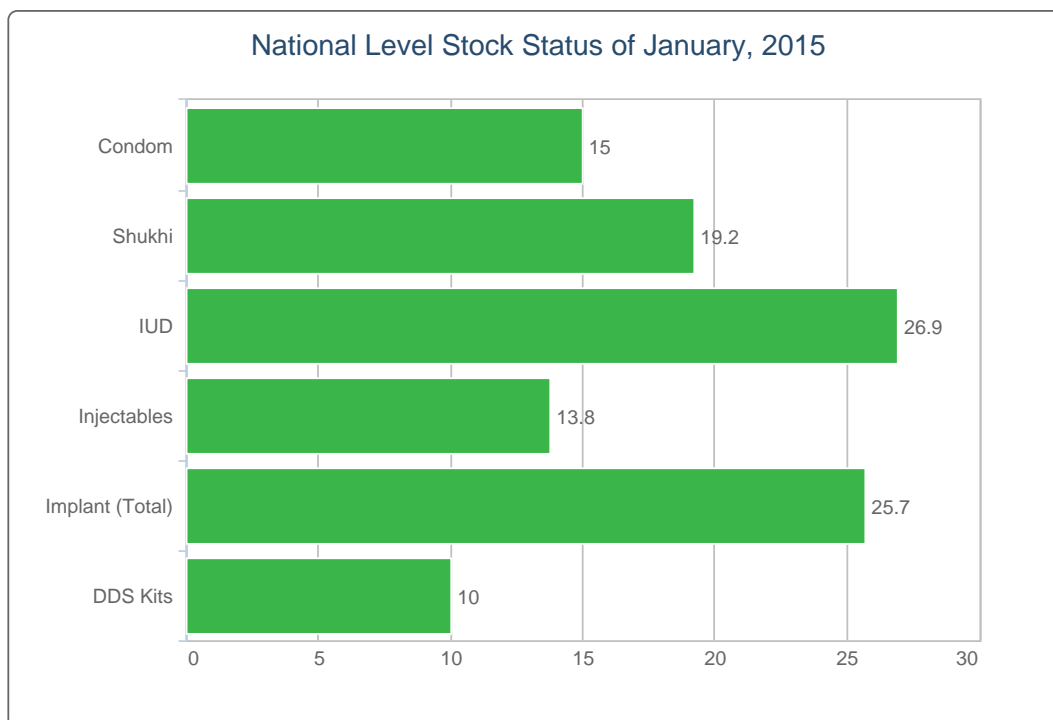
2. National Receipts Quantity by Product by Month

Contraceptive Received Report

Month: January, 2015

Item	Supplier	Receiver	Date Receipts	Qty	Remarks
<i>No National Receive This Month</i>					

3. National Level Contraceptive Summary Report

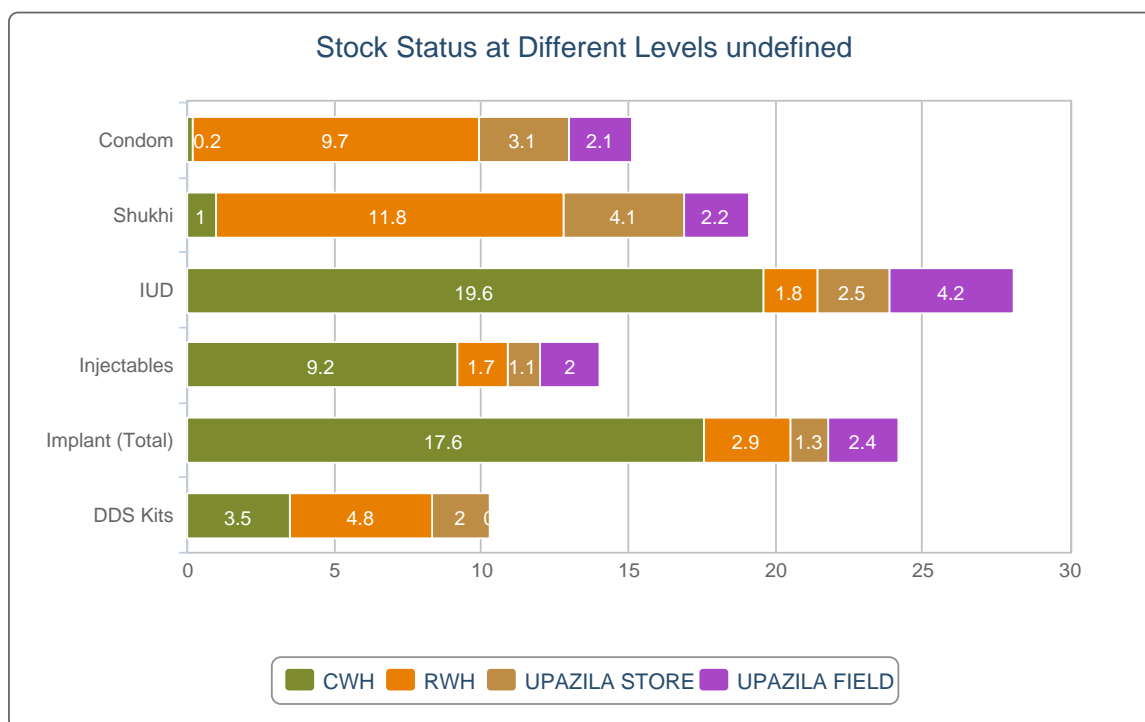


■ MOS less than 4.0
 ■ MOS 4.0 - 7.9
 ■ MOS 8.0 and above
 MOS = Month of Stock

National Level Stock Status of January, 2015

SL	Name of Products	Reported Consumption	Reported Closing Balance	Average Monthly Consumption	MOS
1	Condom	111,918,120	1,439,687,470	12,355,947	116.5
2	Shukhi	115,590,861	1,500,067,135	8,842,473	169.6
3	IUD	261,392	4,839,917	20,609	234.8
4	Injectables	14,178,985	189,414,890	1,160,943	163.2
5	Implant (Total)	190,718	3,992,759	28,084	142.2
6	DDS Kits	59,808	569,970	5,947	95.8

4. Stock Status Report at Different Levels

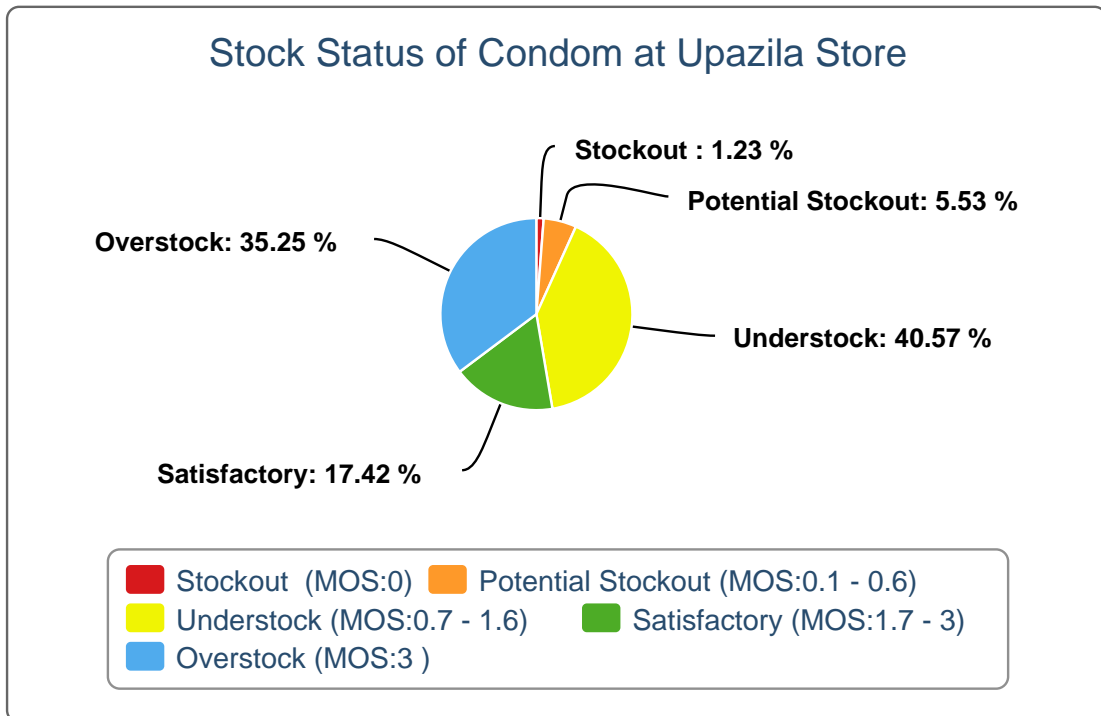


Stock Status at Different Levels January, 2015

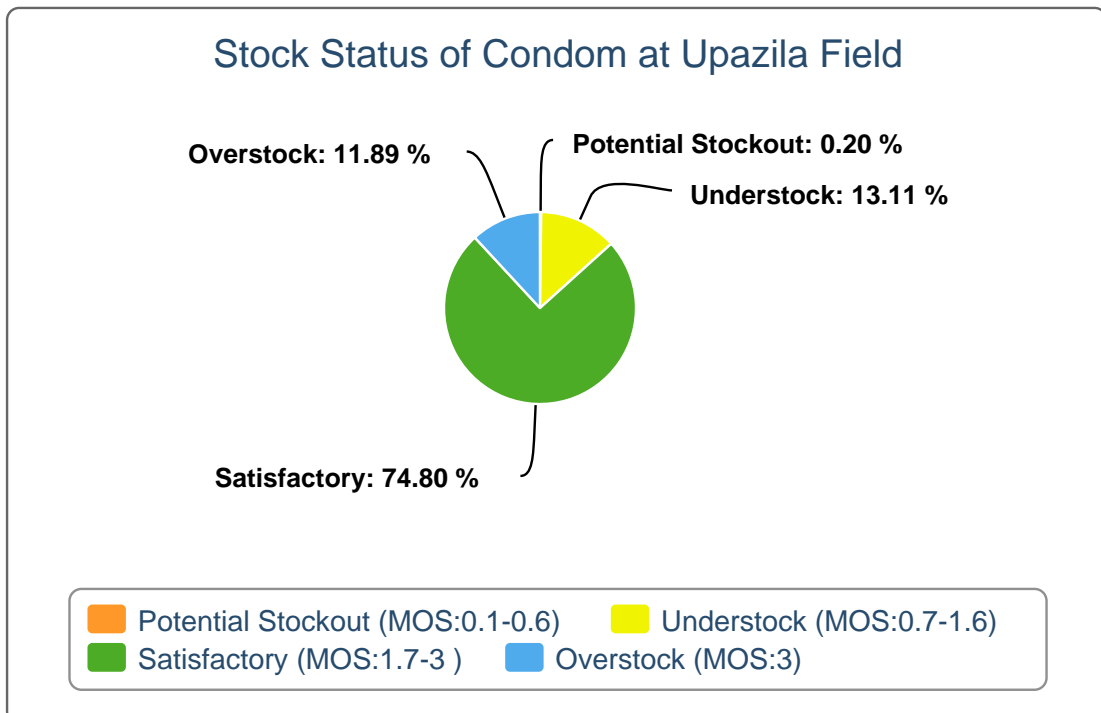
Products	Avg. Consump. of Last 6 Months	CWH Level	MOS	RWH Level	MOS	Upazila Level	MOS	Field Level	MOS	National Level	MOS
Condom	12,355,947	2,601,600	0.2	118,768,320	9.6	37,637,336	3	26,082,855	2.1	185,090,111	15
Shukhi	8,842,473	9,068,480	1	104,852,002	11.9	36,220,913	4.1	19,226,131	2.2	169,367,526	19.2
IUD	20,609	385,450	18.7	35,572	1.7	49,893	2.4	83,218	4	554,133	26.9
Injectables	1,160,943	10,569,800	9.1	1,900,200	1.6	1,258,465	1.1	2,332,555	2	16,061,020	13.8
Implant (Total)	28,084	524,126	18.7	87,426	3.1	38,480	1.4	72,111	2.6	722,143	25.7
DDS Kits	5,947	20,171	3.4	27,760	4.7	11,295	1.9			59,226	10

5. Contraceptive Stock Status by Product at Upazila Store and Field

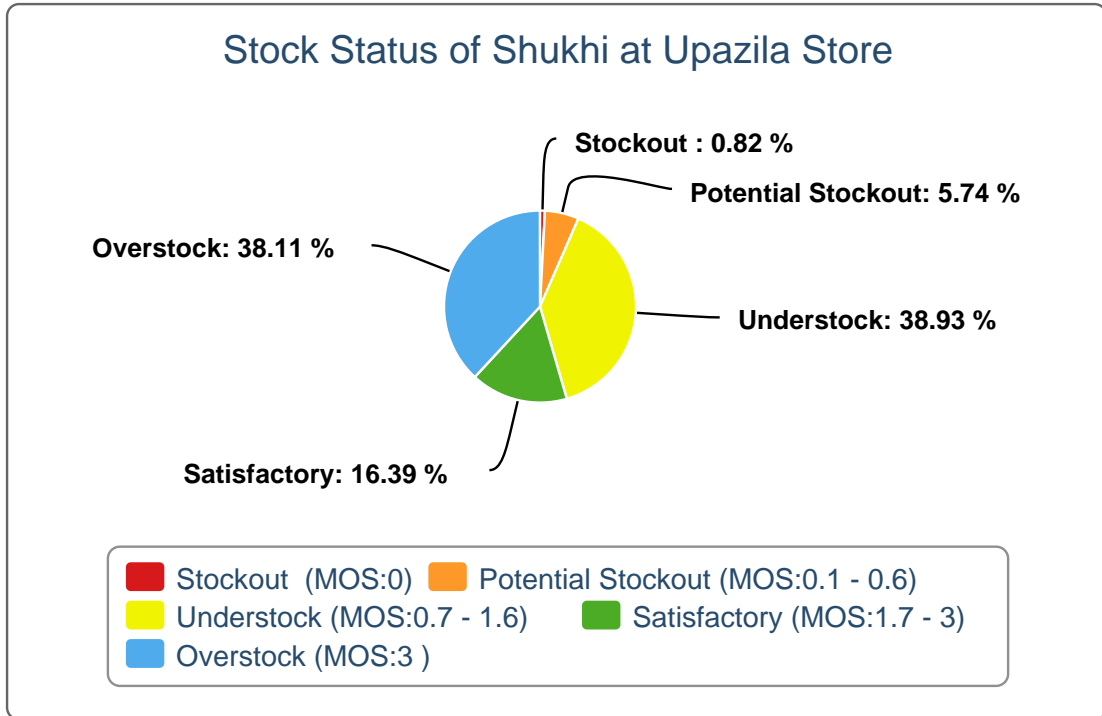
5(a).



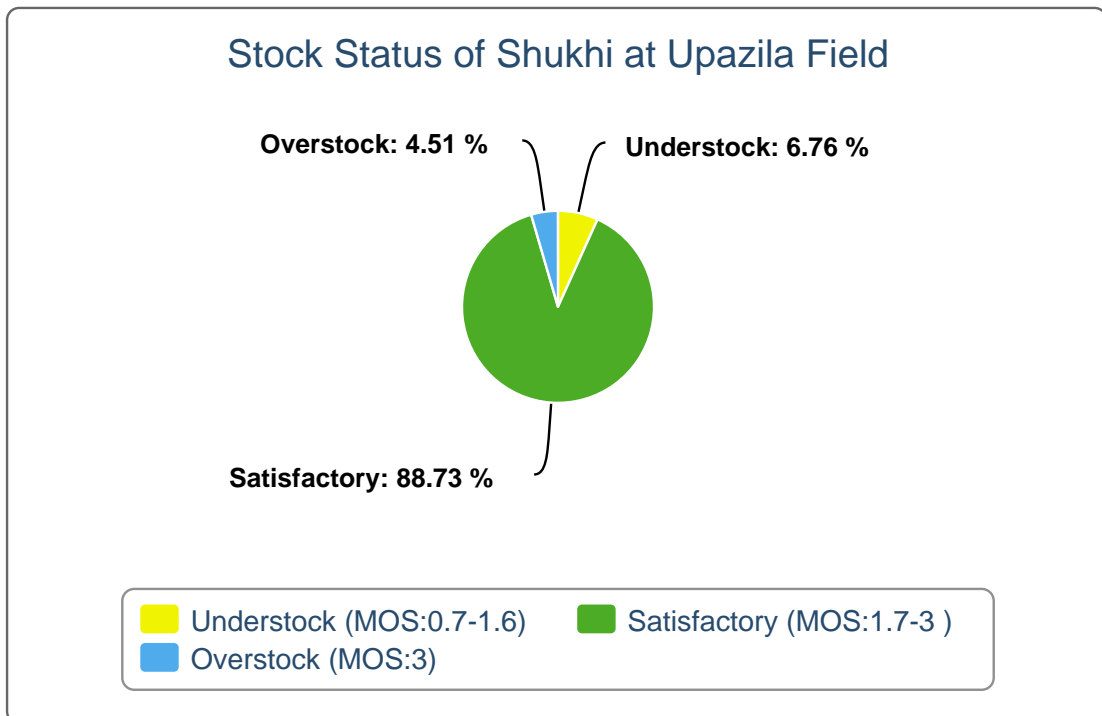
5(b).



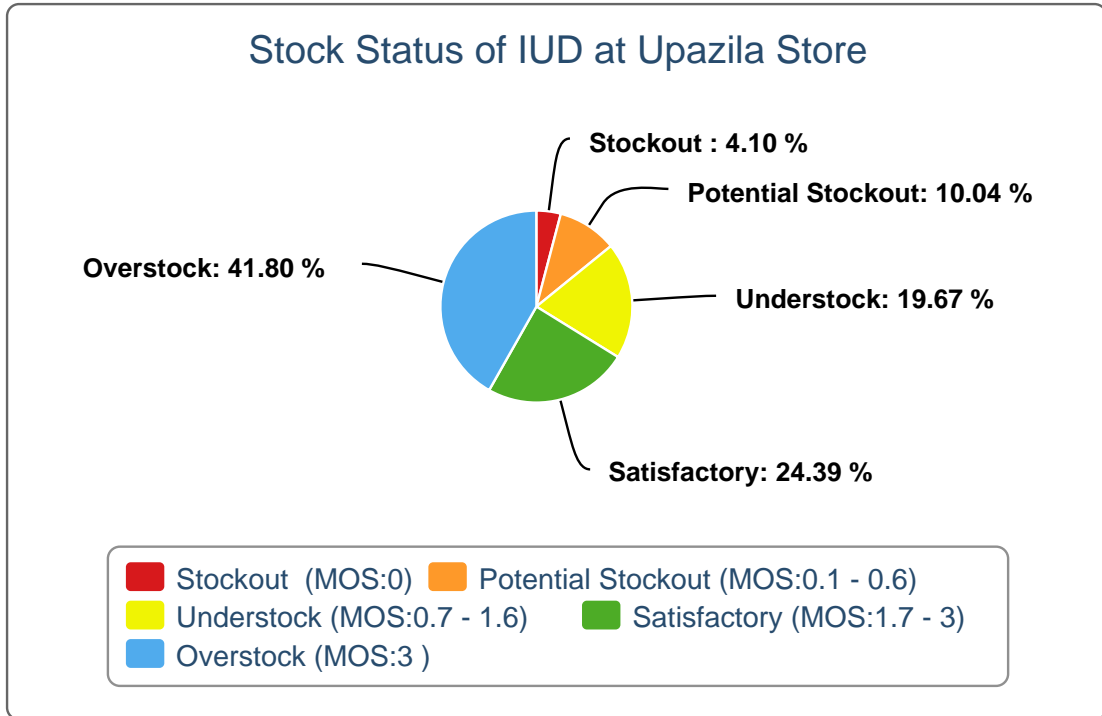
5(c).



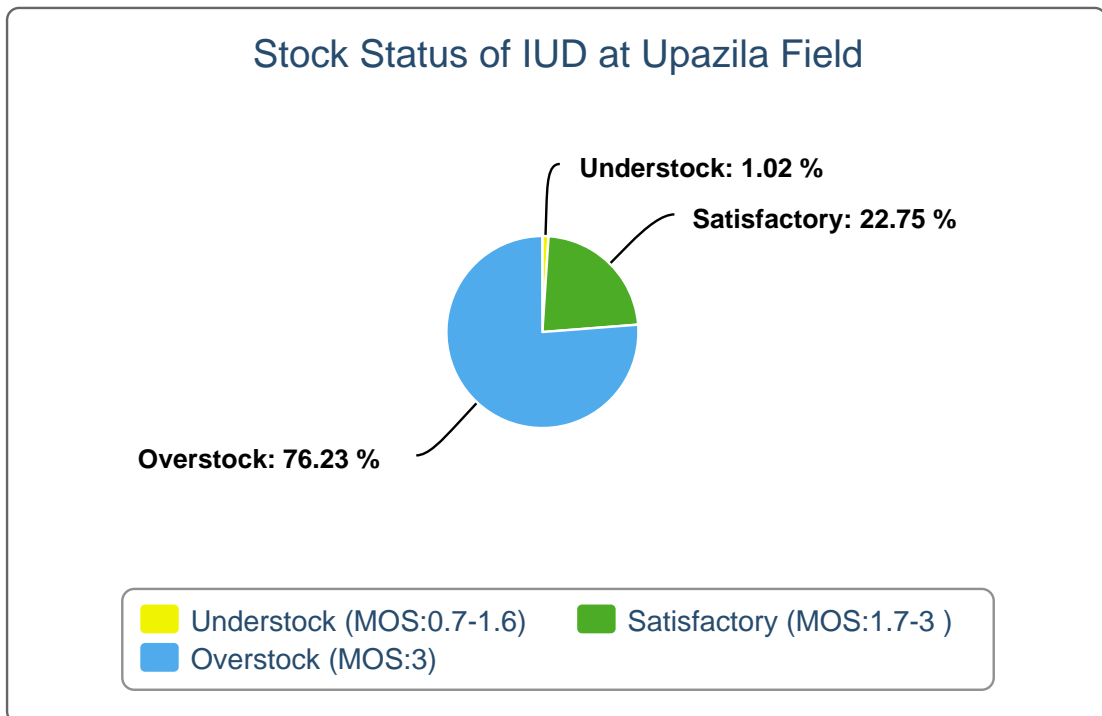
5(d).



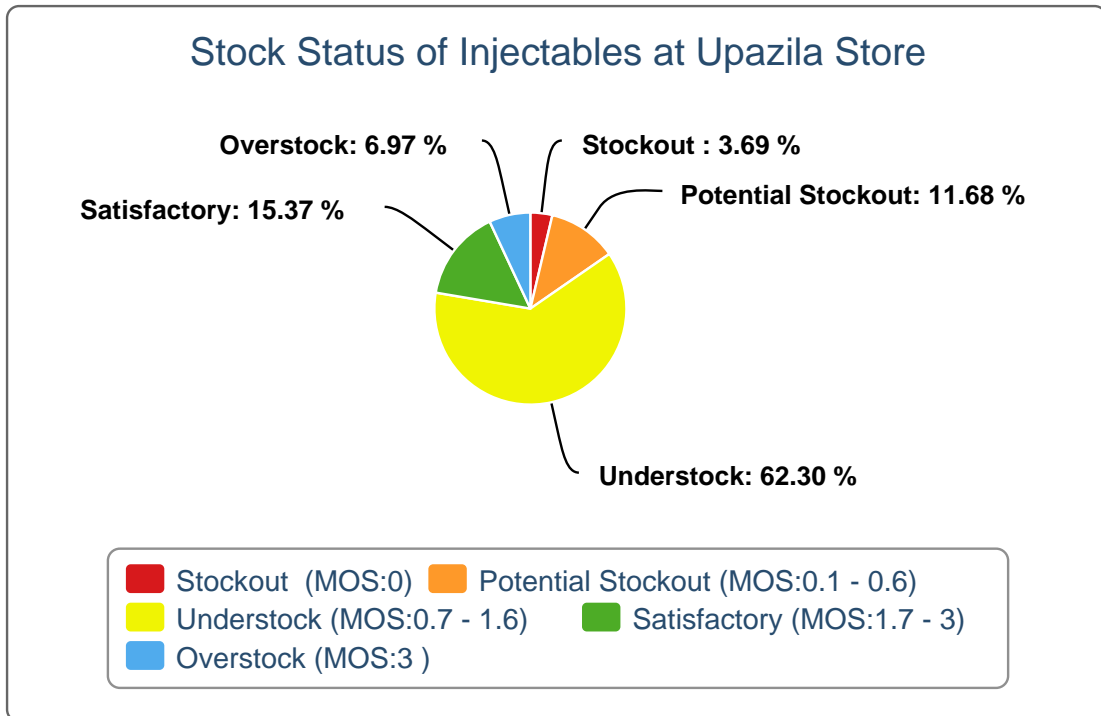
5(e).



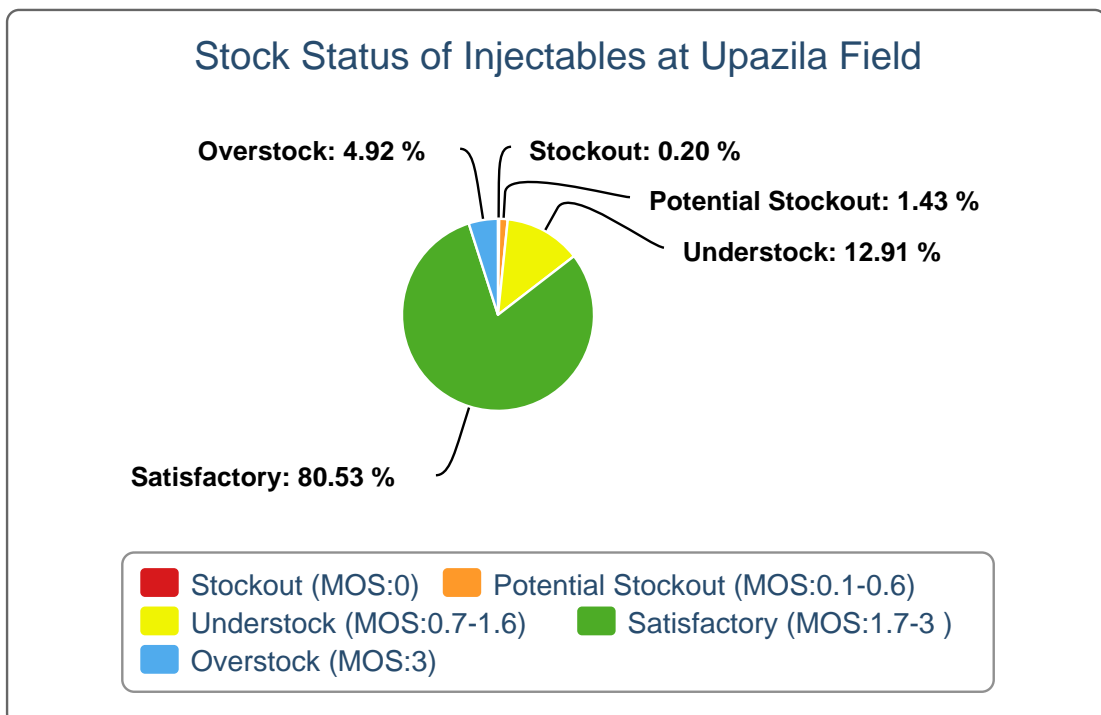
5(f).



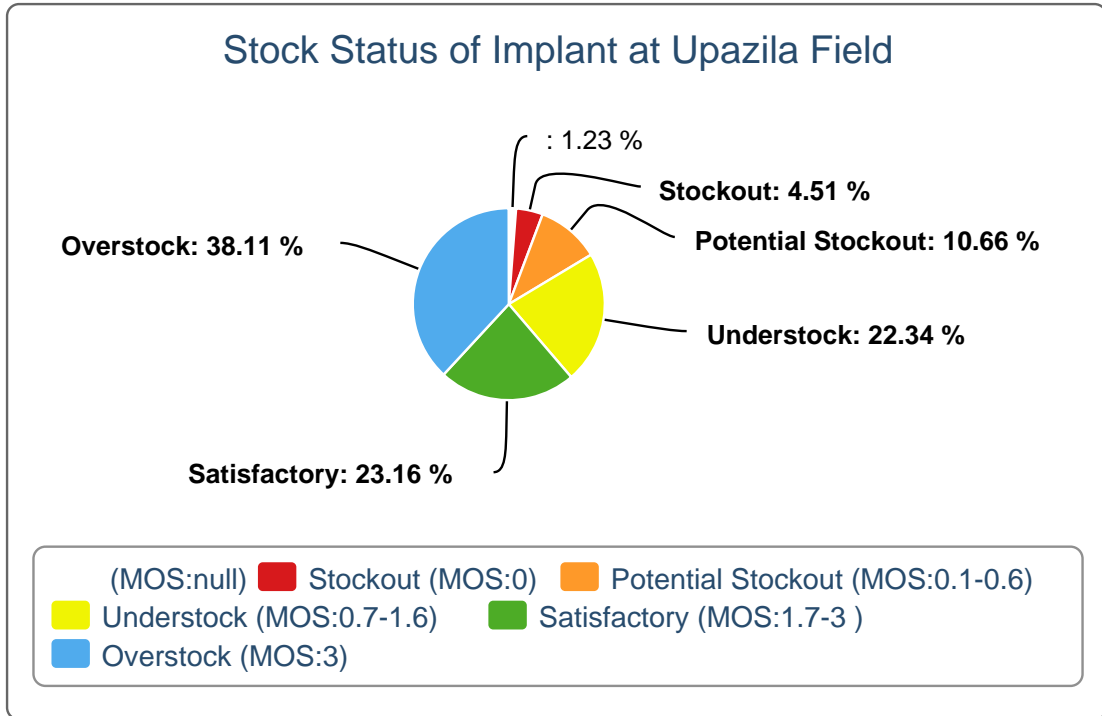
5(g).



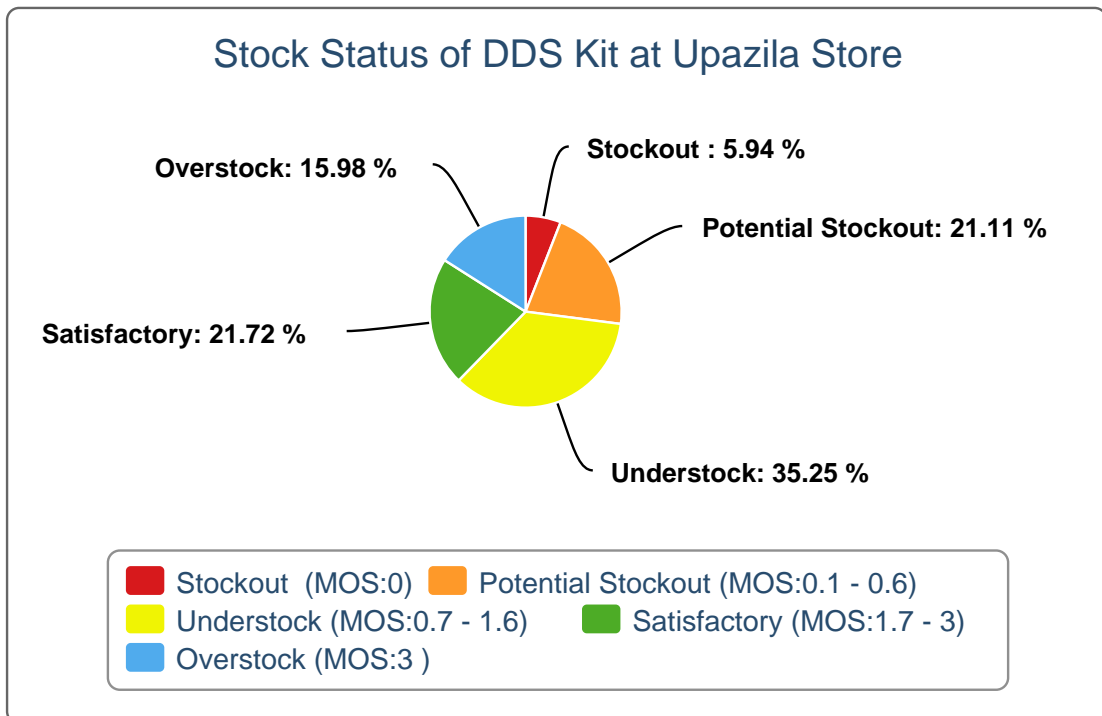
5(h).



5(i).



5(j).



6(a). Contraceptive Stock Status by Product at Regional Warehouses

SL	WH Name	Condom			Shukhi			IUD			Injectables			Implant			DDS Kits		
		CBL	AMD	MOS	CBL	AMD	MOS	CBL	AMD	MOS	CBL	AMD	MOS	CBL	AMD	MOS	CBL	AMD	MOS
1	Bandarbon RWH	324,000	32,011	10.1	90,720	21,885	4.1	200	104	1.9	12,000	3,907	3.1	58	94	0.6	148	24	6.2
2	Bhola RWH	234,000	164,073	1.4	263,520	111,106	2.4	1,400	298	4.7	91,000	47,450	1.9	2,014	343	5.9	226	117	1.9
3	Bogra RWH	22,102,000	617,358	35.8	4,505,760	481,969	9.3	2,890	748	3.9	84,300	43,881	1.9	4,904	2,104	2.3	8,342	357	23.4
4	Chittagong RWH	40,367,120	625,558	64.5	71,693,122	433,188	165.5	2,600	1,487	1.7	159,600	72,962	2.2	2,352	1,305	1.8	6,530	357	18.3
5	Comilla RWH	1,908,000	1,033,582	1.8	604,800	475,354	1.3	2,900	1,582	1.8	171,000	89,187	1.9	3,911	1,110	3.5	351	437	0.8
6	Dhaka CWH	2,601,600	1,932,910	1.3	9,068,480	990,664	9.2	385,450	3,353	115.0	10,569,800	129,391	81.7	524,126	2,795	187.5	20,171	427	47.2
7	Dinajpur RWH	708,000	224,766	3.1	2,309,760	394,191	5.9	1,300	683	1.9	86,000	47,899	1.8	1,784	1,183	1.5	136	234	0.6
8	Faridpur RWH	1,266,000	736,615	1.7	1,437,120	543,967	2.6	1,325	1,589	0.8	116,000	59,370	2.0	3,520	2,189	1.6	549	480	1.1
9	Jamalpur RWH	1,242,000	487,063	2.5	892,800	337,346	2.6	50	446	0.1	88,200	44,579	2.0	3,740	797	4.7	345	167	2.1
10	Jessore RWH	1,044,000	549,183	1.9	836,640	418,157	2.0	800	1,006	0.8	105,400	58,411	1.8	7,098	1,589	4.5	258	295	0.9
11	Khulna RWH	33,178,800	823,748	40.3	2,556,000	547,341	4.7	2,450	1,163	2.1	87,800	56,574	1.6	5,056	1,686	3.0	5,440	380	14.3
12	Kushtia RWH	1,002,000	396,546	2.5	1,798,560	224,450	8.0	490	355	1.4	79,300	41,994	1.9	3,660	717	5.1	220	143	1.5
13	Mymensingh RWH	1,578,000	964,550	1.6	1,486,080	956,204	1.6	3,600	1,581	2.3	124,000	62,517	2.0	4,960	2,989	1.7	501	475	1.1
14	Noakhali RWH	2,031,000	377,702	5.4	1,033,920	205,048	5.0	3,950	674	5.9	94,900	50,041	1.9	1,050	429	2.4	483	196	2.5
15	Pabna RWH	1,839,000	551,284	3.3	3,156,480	391,106	8.1	1,400	953	1.5	88,000	58,444	1.5	5,550	611	9.1	435	211	2.1
16	Patuakhali RWH	1,032,000	123,171	8.4	1,200,960	167,889	7.2	1,400	531	2.6	65,500	31,419	2.1	2,950	817	3.6	686	178	3.9
17	Rajshahi RWH	924,000	710,574	1.3	4,272,480	380,799	11.2	817	535	1.5	101,300	49,256	2.1	5,347	1,287	4.2	391	242	1.6
18	Rangamati RWH	1,643,400	60,032	27.4	180,000	39,374	4.6	0	104	0.0	12,000	3,831	3.1	498	176	2.8	297	56	5.3
19	Rangpur RWH	714,000	626,625	1.1	2,308,320	896,836	2.6	3,550	1,583	2.2	115,000	126,370	0.9	12,371	3,823	3.2	690	459	1.5
20	Sylhet RWH	2,073,000	802,045	2.6	662,400	457,455	1.4	2,900	1,329	2.2	101,900	51,704	2.0	5,339	1,364	3.9	386	358	1.1
21	Tangail RWH	1,779,000	516,551	3.4	1,781,280	368,144	4.8	750	505	1.5	49,000	31,756	1.5	5,280	676	7.8	673	175	3.8

6(b). Contraceptive Stock Status by Product at Upazila

SL	Warehouse Name	Upazila Name	Condom			Shukhi			IUD			Injectables			Implant			DDS Kits		
			CBL	AMD	MOS	CBL	AMD	MOS	CBL	AMD	MOS	CBL	AMD	MOS	CBL	AMD	MOS	CBL	AMD	MOS
1	Bandarbon RWH	Alikadam	15,600	3,557	4.4	12,135	1,718	7.1	51	13	3.9	3,019	1,218	2.5	64	17	3.8	7	4	1.8
2	Bandarbon RWH	Bandarban Sadar	16,200	6,176	2.6	10,785	4,658	2.3	110	26	4.2	2,196	738	3.0	48	22	2.2	26	10	2.6
3	Bandarbon RWH	Lama	13,100	4,873	2.7	8,340	4,148	2.0	100	30	3.3	2,432	848	2.9	50	17	2.9	22	9	2.4
4	Bandarbon RWH	Naikhongchhari	26,628	6,690	4.0	13,980	6,237	2.2	167	10	16.7	3,047	709	4.3	35	6	5.8	21	4	5.3
5	Bandarbon RWH	Rowangchhari	8,700	2,738	3.2	5,525	1,720	3.2	9	9	1.0	700	188	3.7	50	12	4.2	7	4	1.8
6	Bandarbon RWH	Ruma	14,580	6,353	2.3	9,605	1,745	5.5	59	7	8.4	771	104	7.4	38	8	4.8	15	2	7.5
7	Bandarbon RWH	Thanchi	25,100	1,624	15.5	8,744	1,659	5.3	35	9	3.9	138	102	1.4	11	12	0.9	8	1	8.0
8	Bhola RWH	Bhola Sadar	40,400	20,468	2.0	27,645	16,482	1.7	0	37	0.0	14,150	8,602	1.6	0	80	0.0	13	22	0.6
9	Bhola RWH	Burhanuddin	17,500	7,056	2.5	14,415	10,415	1.4	17	26	0.7	6,295	3,006	2.1	128	54	2.4	1	11	0.1
10	Bhola RWH	Char Fasson	43,700	36,369	1.2	14,580	21,444	0.7	60	45	1.3	9,516	8,308	1.1	128	59	2.2	44	18	2.4
11	Bhola RWH	Daulat Khan	20,900	17,203	1.2	11,370	8,758	1.3	90	13	6.9	4,400	4,093	1.1	100	18	5.6	4	6	0.7
12	Bhola RWH	Hizla	29,400	14,784	2.0	11,050	7,367	1.5	142	26	5.5	3,865	3,178	1.2	128	10	12.8	23	9	2.6
13	Bhola RWH	Lalmohan	36,400	20,243	1.8	26,280	15,302	1.7	40	34	1.2	10,200	6,769	1.5	0	40	0.0	17	14	1.2
14	Bhola RWH	Manpura	23,100	6,221	3.7	9,720	3,689	2.6	115	14	8.2	4,593	2,200	2.1	78	7	11.1	3	1	3.0
15	Bhola RWH	Mehendiganj	25,700	21,280	1.2	17,295	14,683	1.2	170	42	4.0	5,295	5,591	0.9	0	36	0.0	12	20	0.6
16	Bhola RWH	Muladi	12,500	10,303	1.2	9,816	6,969	1.4	93	47	2.0	3,142	2,435	1.3	128	14	9.1	0	11	0.0
17	Bhola RWH	Tazumuddin	23,300	10,146	2.3	9,325	5,997	1.6	60	14	4.3	5,429	3,268	1.7	0	25	0.0	7	5	1.4
18	Bogra RWH	Adamdighi	547,200	16,285	33.6	219,375	12,011	18.3	39	26	1.5	1,000	777	1.3	0	52	0.0	24	6	4.0
19	Bogra RWH	Akkelpur	151,300	6,591	23.0	93,265	9,720	9.6	36	5	7.2	1,684	738	2.3	0	83	0.0	27	7	3.9
20	Bogra RWH	Atrai	387,200	15,963	24.3	278,255	13,405	20.8	11	12	0.9	401	547	0.7	0	40	0.0	44	9	4.9
21	Bogra RWH	Badalgachhi	16,600	17,071	1.0	32,960	17,026	1.9	10	9	1.1	2,418	2,404	1.0	0	35	0.0	25	11	2.3
22	Bogra RWH	Bogra Sadar	34,300	89,098	0.4	35,185	24,676	1.4	57	67	0.9	2,813	3,397	0.8	430	181	2.4	28	21	1.3
23	Bogra RWH	Dhamoirhat	626,384	11,526	54.3	659,483	11,573	57.0	1	7	0.1	3,867	1,294	3.0	0	19	0.0	17	10	1.7
24	Bogra RWH	Dhunat	231,700	30,427	7.6	419,981	23,332	18.0	6	45	0.1	2,336	2,514	0.9	0	109	0.0	26	13	2.0
25	Bogra RWH	Dhupchanchia	362,600	9,444	38.4	195,105	9,682	20.2	-64	12	3.7	1,213	1,051	1.2	0	76	0.0	25	8	3.1

SL	Warehouse Name	Upazila Name	Condom			Shukhi			IUD			Injectables			Implant			DDS Kits		
			CBL	AMD	MOS	CBL	AMD	MOS	CBL	AMD	MOS	CBL	AMD	MOS	CBL	AMD	MOS	CBL	AMD	MOS
26	Bogra RWH	Gabtali	41,200	35,102	1.2	30,675	19,991	1.5	50	18	2.8	3,400	3,369	1.0	0	76	0.0	19	15	1.3
27	Bogra RWH	Ghoraghat	109,900	6,960	15.8	39,765	7,980	5.0	50	24	2.1	1,245	507	2.5	100	43	2.3	13	6	2.2
28	Bogra RWH	Hakimpur	31,400	10,462	3.0	16,479	6,998	2.4	43	19	2.3	875	715	1.2	0	31	0.0	19	6	3.2
29	Bogra RWH	Joypurhat Sadar	38,000	25,173	1.5	13,221	18,215	0.7	20	45	0.4	2,325	1,803	1.3	0	127	0.0	14	15	0.9
30	Bogra RWH	Kahaloo	28,800	18,044	1.6	17,730	12,398	1.4	40	22	1.8	1,090	882	1.2	0	113	0.0	9	10	0.9
31	Bogra RWH	Kalai	136,800	9,675	14.1	1,481,925	10,090	146.9	38	15	2.5	2,177	955	2.3	256	49	5.2	22	7	3.1
32	Bogra RWH	Khetlal	34,100	8,122	4.2	20,535	6,100	3.4	51	14	3.6	1,152	395	2.9	0	52	0.0	10	8	1.3
33	Bogra RWH	Mahadebpur	161,000	14,741	10.9	63,855	23,785	2.7	51	32	1.6	1,513	1,322	1.1	0	47	0.0	31	14	2.2
34	Bogra RWH	Manda	47,000	16,322	2.9	69,120	35,582	1.9	75	86	0.9	5,000	2,340	2.1	0	56	0.0	46	20	2.3
35	Bogra RWH	Nandigram	19,500	12,668	1.5	28,650	19,560	1.5	0	27	0.0	545	566	1.0	0	30	0.0	14	6	2.3
36	Bogra RWH	Naogaon Sadar	23,700	28,816	0.8	23,040	22,197	1.0	31	27	1.1	2,273	2,160	1.1	0	66	0.0	7	20	0.4
37	Bogra RWH	Niamatpur	34,600	10,800	3.2	40,805	13,503	3.0	56	15	3.7	2,011	1,036	1.9	0	80	0.0	15	10	1.5
38	Bogra RWH	Panchbibi	53,000	13,829	3.8	47,190	9,573	4.9	10	9	1.1	1,837	538	3.4	256	84	3.0	23	12	1.9
39	Bogra RWH	Patnitala	87,900	8,468	10.4	558,030	12,508	44.6	59	7	8.4	1,393	604	2.3	0	53	0.0	20	12	1.7
40	Bogra RWH	Porsha	20,800	12,946	1.6	36,885	12,138	3.0	7	10	0.7	1,194	606	2.0	0	17	0.0	16	6	2.7
41	Bogra RWH	Raninagar	18,900	22,468	0.8	24,095	18,653	1.3	37	9	4.1	1,061	946	1.1	0	44	0.0	0	11	0.0
42	Bogra RWH	Sapahar	33,900	9,217	3.7	25,935	13,273	2.0	38	4	9.5	2,068	1,016	2.0	0	27	0.0	20	7	2.9
43	Bogra RWH	Sariakandi	21,800	18,397	1.2	19,125	11,154	1.7	36	33	1.1	2,125	1,906	1.1	0	139	0.0	19	14	1.4
44	Bogra RWH	Shajahanpur	32,400	51,678	0.6	27,163	21,368	1.3	196	34	5.8	1,502	1,588	0.9	0	90	0.0	12	16	0.8
45	Bogra RWH	Sherpur	234,900	30,613	7.7	584,145	21,715	26.9	7	50	0.1	2,853	2,440	1.2	0	86	0.0	38	15	2.5
46	Bogra RWH	Shibganj	181,300	30,584	5.9	589,785	27,306	21.6	65	18	3.6	1,450	4,042	0.4	0	109	0.0	15	17	0.9
47	Bogra RWH	Sonatola	30,900	25,868	1.2	15,690	16,457	1.0	19	47	0.4	1,220	1,423	0.9	128	90	1.4	11	10	1.1
48	Chittagong RWH	Anowara	847,000	17,726	47.8	146,025	15,190	9.6	60	51	1.2	1,321	1,179	1.1	260	47	5.5	49	17	2.9
49	Chittagong RWH	Banshkhali	28,400	26,575	1.1	26,005	17,865	1.5	176	42	4.2	4,116	2,983	1.4	0	89	0.0	21	14	1.5
50	Chittagong RWH	Boalkhali	579,000	9,687	59.8	165,969	13,026	12.7	96	29	3.3	333	608	0.5	100	0	0.0	228	16	14.3

SL	Warehouse Name	Upazila Name	Condom			Shukhi			IUD			Injectables			Implant			DDS Kits		
			CBL	AMD	MOS	CBL	AMD	MOS	CBL	AMD	MOS	CBL	AMD	MOS	CBL	AMD	MOS	CBL	AMD	MOS
51	Chittagong RWH	Chakaria	176,100	21,743	8.1	103,965	22,825	4.6	255	82	3.1	4,819	4,983	1.0	0	49	0.0	176	25	7.0
52	Chittagong RWH	Chandanaish	148,300	16,609	8.9	124,635	13,888	9.0	47	50	0.9	826	1,089	0.8	200	29	6.9	205	14	14.6
53	Chittagong RWH	Cox's Bazar Sadar	266,900	35,272	7.6	601,635	19,226	31.3	142	40	3.6	2,661	3,929	0.7	0	41	0.0	125	13	9.6
54	Chittagong RWH	Dighinala	19,100	8,894	2.1	21,880	8,856	2.5	58	14	4.1	1,990	1,452	1.4	0	9	0.0	56	7	8.0
55	Chittagong RWH	Double Mooring	151,700	67,783	2.2	43,260	18,953	2.3	329	148	2.2	15,356	7,512	2.0	195	167	1.2	5	3	1.7
56	Chittagong RWH	Fatikchhari	334,100	38,941	8.6	641,730	22,718	28.2	184	60	3.1	2,807	3,009	0.9	200	132	1.5	188	17	11.1
57	Chittagong RWH	Hathazari	204,600	39,894	5.1	86,321	19,683	4.4	200	37	5.4	2,055	1,392	1.5	0	74	0.0	8	20	0.4
58	Chittagong RWH	Khagrachhari Sadar	22,100	11,521	1.9	19,980	7,369	2.7	3	11	0.3	1,222	1,042	1.2	50	27	1.9	37	10	3.7
59	Chittagong RWH	Kutubdia	58,300	6,003	9.7	45,277	6,271	7.2	60	10	6.0	262	2,110	0.1	64	22	2.9	13	6	2.2
60	Chittagong RWH	Lakshmichhari	16,200	1,988	8.1	24,900	2,726	9.1	0	12	0.0	74	133	0.6	0	4	0.0	9	5	1.8
61	Chittagong RWH	Lohagara	365,900	12,360	29.6	123,015	14,843	8.3	0	41	0.0	1,896	1,869	1.0	0	42	0.0	134	11	12.2
62	Chittagong RWH	Mahalchhari	23,100	4,873	4.7	15,542	4,831	3.2	8	9	0.9	1,227	531	2.3	0	6	0.0	22	5	4.4
63	Chittagong RWH	Maheshkhali	35,900	6,482	5.5	12,030	21,043	0.6	25	56	0.4	1,211	2,806	0.4	0	45	0.0	15	8	1.9
64	Chittagong RWH	Manikchhari	16,200	2,066	7.8	20,580	2,025	10.2	30	1	30.0	442	550	0.8	0	8	0.0	4	2	2.0
65	Chittagong RWH	Matiranga	53,640	13,593	3.9	50,790	9,581	5.3	35	22	1.6	1,500	1,159	1.3	0	18	0.0	40	13	3.1
66	Chittagong RWH	Mirsharai	32,658	13,839	2.4	70,949	16,967	4.2	100	75	1.3	3,191	3,157	1.0	0	53	0.0	167	24	7.0
67	Chittagong RWH	Panchhari	8,800	3,054	2.9	8,179	5,391	1.5	0	4	0.0	0	344	0.0	50	0	0.0	14	5	2.8
68	Chittagong RWH	Panchlaish	301,600	64,975	4.6	42,140	11,309	3.7	257	109	2.4	9,667	4,758	2.0	350	128	2.7	5	3	1.7
69	Chittagong RWH	Patiya	142,300	24,849	5.7	124,395	23,631	5.3	145	144	1.0	2,360	2,735	0.9	0	0	0.0	166	36	4.6
70	Chittagong RWH	Pekua	7,200	2,583	2.8	9,690	4,430	2.2	5	7	0.7	163	1,771	0.1	20	9	2.2	16	8	2.0
71	Chittagong RWH	Ramgarh	29,600	5,071	5.8	35,919	4,552	7.9	20	4	5.0	515	313	1.6	20	6	3.3	31	6	5.2
72	Chittagong RWH	Ramu	235,700	17,496	13.5	59,700	15,212	3.9	42	15	2.8	3,617	3,864	0.9	70	23	3.0	86	11	7.8
73	Chittagong RWH	Rangunia	154,600	28,393	5.4	108,150	19,292	5.6	128	88	1.5	809	1,999	0.4	0	64	0.0	55	16	3.4
74	Chittagong RWH	Raozan	260,800	39,191	6.7	128,305	18,822	6.8	95	91	1.0	1,525	1,564	1.0	0	45	0.0	39	16	2.4
75	Chittagong RWH	Sandwip	24,589	10,126	2.4	52,586	14,231	3.7	159	85	1.9	162	2,453	0.1	64	26	2.5	17	4	4.3

SL	Warehouse Name	Upazila Name	Condom			Shukhi			IUD			Injectables			Implant			DDS Kits		
			CBL	AMD	MOS	CBL	AMD	MOS	CBL	AMD	MOS	CBL	AMD	MOS	CBL	AMD	MOS	CBL	AMD	MOS
76	Chittagong RWH	Satkania	122,600	13,242	9.3	145,255	13,031	11.1	9	36	0.3	1,240	1,678	0.7	36	49	0.7	108	16	6.8
77	Chittagong RWH	Sitakunda	318,900	31,659	10.1	237,066	20,369	11.6	0	79	0.0	49	2,337	0.0	0	50	0.0	27	12	2.3
78	Chittagong RWH	Teknaf	188,500	25,387	7.4	84,288	18,390	4.6	84	28	3.0	6,000	6,250	1.0	120	24	5.0	59	7	8.4
79	Chittagong RWH	Ukhia	39,380	3,683	10.7	34,141	6,642	5.1	16	7	2.3	807	1,403	0.6	0	19	0.0	77	5	15.4
80	Comilla RWH	Akhaura	84,900	9,705	8.7	55,770	6,596	8.5	199	13	15.3	1,867	1,055	1.8	118	20	5.9	18	7	2.6
81	Comilla RWH	Ashuganj	117,400	14,054	8.4	52,955	5,449	9.7	222	45	4.9	3,754	782	4.8	378	19	19.9	24	7	3.4
82	Comilla RWH	Banchharampur	128,300	32,482	3.9	104,940	12,314	8.5	229	42	5.5	4,261	3,454	1.2	100	44	2.3	18	15	1.2
83	Comilla RWH	Barura	312,500	40,699	7.7	24,098	23,525	1.0	318	45	7.1	85	3,803	0.0	100	33	3.0	5	20	0.3
84	Comilla RWH	Bijoynagar	294,600	31,972	9.2	66,675	14,042	4.7	444	22	20.2	10,716	2,320	4.6	0	16	0.0	50	12	4.2
85	Comilla RWH	Brahman Para	62,200	12,035	5.2	12,450	9,405	1.3	104	24	4.3	1,914	1,158	1.7	50	25	2.0	1	9	0.1
86	Comilla RWH	Brahmanbaria Sadar	309,483	59,338	5.2	96,911	17,913	5.4	202	88	2.3	3,824	4,005	1.0	0	81	0.0	29	19	1.5
87	Comilla RWH	Burichang	53,200	51,897	1.0	2,787	23,190	0.1	118	84	1.4	792	2,357	0.3	0	91	0.0	19	12	1.6
88	Comilla RWH	Chandina	281,200	37,466	7.5	131,570	18,591	7.1	162	46	3.5	2,324	3,481	0.7	100	15	6.7	6	19	0.3
89	Comilla RWH	Chandpur Sadar	95,600	19,836	4.8	31,609	17,757	1.8	351	66	5.3	2,333	3,516	0.7	300	54	5.6	10	22	0.5
90	Comilla RWH	Chauddagram	237,200	23,729	10.0	86,250	21,865	3.9	497	76	6.5	8,789	4,786	1.8	250	28	8.9	6	21	0.3
91	Comilla RWH	Comilla Adarsha Sadar	376,100	60,781	6.2	138,825	19,188	7.2	431	127	3.4	8,063	4,341	1.9	295	130	2.3	42	12	3.5
92	Comilla RWH	Comilla Sadar Dakshin	116,900	20,470	5.7	50,085	19,178	2.6	153	54	2.8	6,824	3,283	2.1	100	43	2.3	11	15	0.7
93	Comilla RWH	Daudkandi	371,700	36,983	10.1	128,415	14,924	8.6	8	103	0.1	3,120	3,105	1.0	0	36	0.0	0	16	0.0
94	Comilla RWH	Debidwar	308,600	39,033	7.9	134,010	22,562	5.9	64	156	0.4	3,388	3,498	1.0	400	34	11.8	26	20	1.3
95	Comilla RWH	Faridganj	186,600	23,162	8.1	103,089	14,368	7.2	422	38	11.1	4,826	3,344	1.4	200	50	4.0	35	16	2.2
96	Comilla RWH	Haim Char	67,700	2,759	24.5	30,015	4,993	6.0	262	9	29.1	5,292	922	5.7	50	13	3.8	18	5	3.6
97	Comilla RWH	Hajiganj	177,200	10,259	17.3	89,475	11,021	8.1	173	34	5.1	251	2,703	0.1	100	14	7.1	1	15	0.1
98	Comilla RWH	Homna	146,300	33,199	4.4	72,345	9,062	8.0	105	33	3.2	2,167	1,757	1.2	0	8	0.0	36	14	2.6
99	Comilla RWH	Kachua	394,700	41,911	9.4	104,925	15,159	6.9	80	50	1.6	146	4,313	0.0	250	16	15.6	4	18	0.2
100	Comilla RWH	Kasba	130,200	63,534	2.0	73,470	22,388	3.3	369	44	8.4	3,263	1,756	1.9	0	17	0.0	16	14	1.1

SL	Warehouse Name	Upazila Name	Condom			Shukhi			IUD			Injectables			Implant			DDS Kits		
			CBL	AMD	MOS	CBL	AMD	MOS	CBL	AMD	MOS	CBL	AMD	MOS	CBL	AMD	MOS	CBL	AMD	MOS
101	Comilla RWH	Laksam	134,900	14,998	9.0	68,838	10,954	6.3	48	36	1.3	953	2,099	0.5	290	17	17.1	7	9	0.8
102	Comilla RWH	Manoharganj	201,200	13,372	15.0	43,115	9,243	4.7	279	27	10.3	1,851	1,584	1.2	250	13	19.2	11	10	1.1
103	Comilla RWH	Matlab Dakshin	368,500	11,288	32.6	97,387	7,902	12.3	272	27	10.1	4,985	2,826	1.8	64	22	2.9	23	11	2.1
104	Comilla RWH	Matlab Uttar	226,200	26,918	8.4	0	16,233	0.0	330	42	7.9	11,995	2,245	5.3	100	42	2.4	30	12	2.5
105	Comilla RWH	Meghna	49,300	6,113	8.1	39,085	4,317	9.1	148	13	11.4	1,372	1,066	1.3	155	7	22.1	19	7	2.7
106	Comilla RWH	Muradnagar	300,700	94,284	3.2	123,120	32,064	3.8	270	79	3.4	1,002	5,275	0.2	100	89	1.1	19	27	0.7
107	Comilla RWH	Nabinagar	98,000	70,632	1.4	99,510	17,156	5.8	132	41	3.2	7,954	3,310	2.4	50	20	2.5	25	20	1.3
108	Comilla RWH	Nangalkot	70,500	46,268	1.5	40,215	12,587	3.2	141	30	4.7	12,654	2,880	4.4	0	21	0.0	17	15	1.1
109	Comilla RWH	Nasirnagar	230,700	28,292	8.2	90,105	14,596	6.2	165	18	9.2	8,019	1,681	4.8	300	18	16.7	22	13	1.7
110	Comilla RWH	Sarail	318,700	35,780	8.9	115,230	13,476	8.6	210	29	7.2	4,202	2,147	2.0	264	57	4.6	27	9	3.0
111	Comilla RWH	Shahrasti	36,400	4,953	7.3	48,690	7,442	6.5	77	15	5.1	808	2,856	0.3	250	4	62.5	11	10	1.1
112	Comilla RWH	Titas	165,700	15,380	10.8	131,053	5,894	22.2	266	26	10.2	4,750	1,479	3.2	300	13	23.1	15	10	1.5
113	Dhaka CWH	Araihazar	150,400	16,674	9.0	291,370	20,974	13.9	242	120	2.0	2,797	3,625	0.8	490	74	6.6	18	12	1.5
114	Dhaka CWH	Bandar	0	60,489	0.0	8,160	20,724	0.4	105	50	2.1	2,187	2,120	1.0	0	62	0.0	0	7	0.0
115	Dhaka CWH	Belabo	10,400	18,092	0.6	7,170	12,717	0.6	10	54	0.2	500	1,517	0.3	100	49	2.0	2	11	0.2
116	Dhaka CWH	Daulatpur	29,900	19,353	1.5	14,595	14,103	1.0	415	30	13.8	1,571	1,449	1.1	100	41	2.4	19	9	2.1
117	Dhaka CWH	Dhamrai	28,599	25,282	1.1	15,853	26,756	0.6	408	144	2.8	2,199	2,315	0.9	0	89	0.0	3	20	0.2
118	Dhaka CWH	Dohar	20,152	11,265	1.8	15,753	6,981	2.3	250	12	20.8	114	581	0.2	0	46	0.0	2	7	0.3
119	Dhaka CWH	Gazaria	208,980	9,166	22.8	23,205	8,526	2.7	130	22	5.9	1,255	841	1.5	30	19	1.6	6	8	0.8
120	Dhaka CWH	Gazipur Sadar	26,400	72,502	0.4	12,200	42,560	0.3	144	203	0.7	2,500	3,070	0.8	0	101	0.0	11	11	1.0
121	Dhaka CWH	Ghior	62,000	24,512	2.5	41,905	12,051	3.5	40	17	2.4	591	1,285	0.5	0	54	0.0	11	8	1.4
122	Dhaka CWH	Harirampur	22,400	16,526	1.4	20,730	6,441	3.2	98	23	4.3	700	1,009	0.7	0	0	0.0	12	9	1.3
123	Dhaka CWH	Kaliakair	33,100	24,342	1.4	26,280	24,565	1.1	42	52	0.8	954	1,268	0.8	0	52	0.0	7	8	0.9
124	Dhaka CWH	Kaliganj	69,800	44,970	1.6	23,315	20,144	1.2	260	81	3.2	1,132	1,263	0.9	-50	19	0.0	8	13	0.6
125	Dhaka CWH	Kapasia	33,200	27,801	1.2	33,700	21,577	1.6	233	56	4.2	1,596	1,247	1.3	0	14	0.0	13	16	0.8

SL	Warehouse Name	Upazila Name	Condom			Shukhi			IUD			Injectables			Implant			DDS Kits		
			CBL	AMD	MOS	CBL	AMD	MOS	CBL	AMD	MOS	CBL	AMD	MOS	CBL	AMD	MOS	CBL	AMD	MOS
126	Dhaka CWH	Keraniganj	78,358	60,315	1.3	46,249	35,067	1.3	338	172	2.0	0	4,857	0.0	3,420	145	23.6	0	20	0.0
127	Dhaka CWH	Lohajang	24,300	23,336	1.0	15,105	10,545	1.4	112	43	2.6	1,302	1,019	1.3	100	29	3.4	13	13	1.0
128	Dhaka CWH	Manikganj Sadar	7,700	42,315	0.2	6,930	20,532	0.3	202	42	4.8	2,253	2,774	0.8	300	120	2.5	5	17	0.3
129	Dhaka CWH	Manohardi	68,600	32,905	2.1	57,806	17,607	3.3	188	95	2.0	3,221	2,718	1.2	0	24	0.0	5	17	0.3
130	Dhaka CWH	Mirpur	97,500	249,566	0.4	15,099	66,316	0.2	917	463	2.0	1,613	17,930	0.1	55	341	0.2	0	8	0.0
131	Dhaka CWH	Munshiganj Sadar	31,300	36,469	0.9	20,183	23,668	0.9	158	37	4.3	1,913	2,285	0.8	0	14	0.0	19	15	1.3
132	Dhaka CWH	Narayanganj Sadar	165,300	138,538	1.2	73,590	62,014	1.2	308	162	1.9	10,903	10,406	1.0	190	143	1.3	20	19	1.1
133	Dhaka CWH	Narsingdi Sadar	83,855	74,508	1.1	43,995	48,755	0.9	57	103	0.6	7,885	8,963	0.9	168	0	0.0	41	16	2.6
134	Dhaka CWH	Nawabganj	52,100	18,795	2.8	35,742	14,945	2.4	110	23	4.8	1,763	883	2.0	100	58	1.7	39	12	3.3
135	Dhaka CWH	Palash	9,300	13,999	0.7	0	12,420	0.0	40	33	1.2	0	1,616	0.0	0	54	0.0	1	7	0.1
136	Dhaka CWH	Roypura	83,349	85,244	1.0	36,045	25,650	1.4	271	176	1.5	5,837	5,097	1.1	200	25	8.0	14	27	0.5
137	Dhaka CWH	Rupganj	191,577	47,544	4.0	240,445	35,110	6.8	123	104	1.2	3,591	3,664	1.0	0	63	0.0	9	12	0.8
138	Dhaka CWH	Saturia	7,200	8,605	0.8	4,050	9,486	0.4	144	27	5.3	1,325	911	1.5	408	50	8.2	0	11	0.0
139	Dhaka CWH	Savar	100	78,942	0.0	210	44,951	0.0	226	92	2.5	2,972	3,627	0.8	0	118	0.0	16	16	1.0
140	Dhaka CWH	Serajdikhan	10,500	22,384	0.5	21,455	20,761	1.0	193	39	4.9	1,934	1,894	1.0	0	35	0.0	2	17	0.1
141	Dhaka CWH	Shibalaya	21,136	21,928	1.0	12,948	10,878	1.2	96	19	5.1	1,323	1,882	0.7	744	52	14.3	7	10	0.7
142	Dhaka CWH	Shibpur	40,600	29,770	1.4	32,789	19,737	1.7	208	89	2.3	2,764	2,984	0.9	0	71	0.0	11	12	0.9
143	Dhaka CWH	Singair	91,500	27,706	3.3	47,735	15,682	3.0	185	41	4.5	1,235	1,389	0.9	0	55	0.0	17	15	1.1
144	Dhaka CWH	Sonargaon	44,300	32,845	1.3	31,185	23,713	1.3	120	63	1.9	3,120	3,385	0.9	0	66	0.0	8	12	0.7
145	Dhaka CWH	Sreenagar	45,500	40,326	1.1	14,555	23,691	0.6	224	66	3.4	623	2,821	0.2	0	25	0.0	0	15	0.0
146	Dhaka CWH	Sreepur	49,300	41,484	1.2	43,365	38,732	1.1	214	62	3.5	2,305	1,741	1.3	0	126	0.0	17	11	1.5
147	Dhaka CWH	Tejgaon	18,000	367,507	0.0	260,020	145,451	1.8	711	471	1.5	600	22,742	0.0	250	502	0.5	13	12	1.1
148	Dhaka CWH	Tongi	60,300	56,740	1.1	18,570	16,775	1.1	110	46	2.4	1,305	1,608	0.8	75	46	1.6	1	2	0.5
149	Dhaka CWH	Tongibari	47,300	10,165	4.7	32,130	10,059	3.2	230	21	11.0	186	605	0.3	0	13	0.0	12	16	0.8
150	Dinajpur RWH	Atwari	6,900	9,521	0.7	36,602	15,415	2.4	34	17	2.0	347	1,251	0.3	0	30	0.0	10	6	1.7

SL	Warehouse Name	Upazila Name	Condom			Shukhi			IUD			Injectables			Implant			DDS Kits		
			CBL	AMD	MOS	CBL	AMD	MOS	CBL	AMD	MOS	CBL	AMD	MOS	CBL	AMD	MOS	CBL	AMD	MOS
151	Dinajpur RWH	Baliadangi	22,500	5,062	4.4	75,090	12,807	5.9	63	15	4.2	3,350	3,047	1.1	0	19	0.0	12	10	1.2
152	Dinajpur RWH	Biral	24,600	12,006	2.0	86,115	18,656	4.6	59	32	1.8	2,775	1,640	1.7	0	65	0.0	7	14	0.5
153	Dinajpur RWH	Birampur	13,800	6,572	2.1	61,395	8,995	6.8	70	35	2.0	2,040	616	3.3	0	44	0.0	20	10	2.0
154	Dinajpur RWH	Birganj	18,700	8,819	2.1	93,630	23,548	4.0	37	30	1.2	2,087	2,101	1.0	0	0	0.0	16	14	1.1
155	Dinajpur RWH	Bochaganj	12,000	6,079	2.0	51,492	14,491	3.6	5	37	0.1	1,049	1,114	0.9	0	51	0.0	14	8	1.8
156	Dinajpur RWH	Boda	14,300	5,427	2.6	43,530	19,159	2.3	61	24	2.5	4,881	2,581	1.9	0	103	0.0	17	13	1.3
157	Dinajpur RWH	Chirirbandar	28,500	6,658	4.3	67,560	18,101	3.7	18	16	1.1	1,998	1,587	1.3	0	34	0.0	16	17	0.9
158	Dinajpur RWH	Debiganj	16,900	13,825	1.2	36,375	28,578	1.3	85	43	2.0	4,203	3,577	1.2	0	75	0.0	22	14	1.6
159	Dinajpur RWH	Dinajpur Sadar	26,500	33,133	0.8	36,787	31,564	1.2	48	27	1.8	4,319	4,491	1.0	0	177	0.0	9	18	0.5
160	Dinajpur RWH	Fulbari	21,100	6,225	3.4	132,450	10,522	12.6	20	25	0.8	2,279	464	4.9	0	43	0.0	16	10	1.6
161	Dinajpur RWH	Haripur	10,700	6,311	1.7	46,005	11,924	3.9	27	6	4.5	2,399	1,501	1.6	0	15	0.0	26	6	4.3
162	Dinajpur RWH	Kaharole	17,700	2,831	6.3	51,934	11,177	4.6	2	19	0.1	2,476	1,158	2.1	0	44	0.0	18	6	3.0
163	Dinajpur RWH	Khansama	22,200	4,626	4.8	58,845	14,805	4.0	95	10	9.5	1,078	1,522	0.7	0	52	0.0	25	8	3.1
164	Dinajpur RWH	Nawabganj	18,100	10,984	1.6	53,595	16,805	3.2	113	23	4.9	3,100	2,383	1.3	0	63	0.0	21	12	1.8
165	Dinajpur RWH	Panchagarh Sadar	5,400	9,043	0.6	23,445	20,641	1.1	27	39	0.7	3,972	3,058	1.3	0	85	0.0	5	14	0.4
166	Dinajpur RWH	Parbatipur	53,700	38,595	1.4	105,653	29,962	3.5	263	128	2.1	3,030	3,833	0.8	0	101	0.0	30	15	2.0
167	Dinajpur RWH	Pirganj	18,300	7,205	2.5	66,765	19,335	3.5	114	22	5.2	2,323	2,424	1.0	0	25	0.0	8	14	0.6
168	Dinajpur RWH	Ranisankail	20,500	5,359	3.8	44,535	16,137	2.8	50	18	2.8	2,710	2,210	1.2	0	52	0.0	21	8	2.6
169	Dinajpur RWH	Tentulia	21,700	5,983	3.6	27,510	10,675	2.6	65	27	2.4	2,632	779	3.4	0	43	0.0	7	8	0.9
170	Dinajpur RWH	Thakurgaon Sadar	10,700	20,502	0.5	18,720	40,894	0.5	10	90	0.1	1,100	6,562	0.2	0	62	0.0	12	24	0.5
171	Faridpur RWH	Agailjhara	20,100	9,227	2.2	19,596	9,558	2.1	42	16	2.6	2,717	687	4.0	0	31	0.0	8	4	2.0
172	Faridpur RWH	Alfadanga	28,500	21,889	1.3	9,995	8,530	1.2	159	14	11.4	2,827	943	3.0	0	7	0.0	5	7	0.7
173	Faridpur RWH	Babuganj	20,900	4,949	4.2	11,100	7,344	1.5	0	38	0.0	1,576	881	1.8	0	36	0.0	0	8	0.0
174	Faridpur RWH	Baliakandi	25,600	29,551	0.9	19,110	17,985	1.1	125	30	4.2	2,088	1,422	1.5	0	37	0.0	6	10	0.6
175	Faridpur RWH	Banari Para	11,700	6,933	1.7	12,417	9,780	1.3	125	21	6.0	1,342	791	1.7	0	53	0.0	10	11	0.9

SL	Warehouse Name	Upazila Name	Condom			Shukhi			IUD			Injectables			Implant			DDS Kits		
			CBL	AMD	MOS	CBL	AMD	MOS	CBL	AMD	MOS	CBL	AMD	MOS	CBL	AMD	MOS	CBL	AMD	MOS
176	Faridpur RWH	Barisal Sadar (kotwali)	32,600	27,707	1.2	16,200	23,098	0.7	131	48	2.7	5,359	4,451	1.2	43	139	0.3	5	16	0.3
177	Faridpur RWH	Bhanga	401,200	22,288	18.0	29,210	16,643	1.8	139	77	1.8	3,188	865	3.7	320	56	5.7	167	18	9.3
178	Faridpur RWH	Bhedarganj	10,800	13,049	0.8	11,370	10,685	1.1	145	38	3.8	2,599	2,429	1.1	0	60	0.0	4	14	0.3
179	Faridpur RWH	Boalmari	37,000	35,082	1.1	19,225	17,646	1.1	106	43	2.5	2,081	1,836	1.1	0	16	0.0	10	15	0.7
180	Faridpur RWH	Char Bhadrasan	11,400	8,506	1.3	3,519	2,848	1.2	104	17	6.1	1,889	390	4.8	0	7	0.0	2	4	0.5
181	Faridpur RWH	Damudya	12,800	9,043	1.4	9,660	6,602	1.5	50	25	2.0	3,754	889	4.2	0	21	0.0	10	10	1.0
182	Faridpur RWH	Faridpur Sadar	70,100	54,590	1.3	23,590	25,167	0.9	144	64	2.3	3,886	3,972	1.0	64	136	0.5	4	19	0.2
183	Faridpur RWH	Gaurnadi	20,700	8,235	2.5	9,405	10,209	0.9	122	31	3.9	399	1,154	0.3	52	44	1.2	1	11	0.1
184	Faridpur RWH	Goalanda	21,300	21,676	1.0	6,660	7,253	0.9	100	17	5.9	1,637	1,559	1.1	128	55	2.3	3	6	0.5
185	Faridpur RWH	Gopalganj Sadar	43,500	35,794	1.2	24,830	20,041	1.2	188	76	2.5	1,789	1,636	1.1	118	49	2.4	13	32	0.4
186	Faridpur RWH	Gosairhat	14,900	18,800	0.8	12,045	12,880	0.9	121	78	1.6	1,798	1,209	1.5	32	22	1.5	3	11	0.3
187	Faridpur RWH	Jhalokati Sadar	15,300	12,651	1.2	10,410	11,216	0.9	151	35	4.3	1,266	1,161	1.1	0	76	0.0	12	15	0.8
188	Faridpur RWH	Kalkini	15,700	13,201	1.2	19,860	16,281	1.2	117	31	3.8	2,193	1,462	1.5	192	142	1.4	22	15	1.5
189	Faridpur RWH	Kashiani	37,000	28,185	1.3	10,455	17,328	0.6	71	35	2.0	2,689	1,896	1.4	0	38	0.0	13	19	0.7
190	Faridpur RWH	Kotalipara	16,600	13,999	1.2	17,430	18,172	1.0	140	17	8.2	2,207	896	2.5	0	67	0.0	0	17	0.0
191	Faridpur RWH	Madaripur Sadar	32,600	22,530	1.4	20,520	21,472	1.0	178	86	2.1	4,705	4,456	1.1	0	149	0.0	9	24	0.4
192	Faridpur RWH	Madhukhali	4,900	12,642	0.4	12,660	15,306	0.8	20	39	0.5	1,742	1,293	1.3	0	48	0.0	1	12	0.1
193	Faridpur RWH	Muksudpur	59,600	43,178	1.4	3,851	31,944	0.1	138	49	2.8	3,323	2,587	1.3	0	25	0.0	278	24	11.6
194	Faridpur RWH	Nagarkanda	20,400	20,397	1.0	15,085	14,316	1.1	105	47	2.2	1,801	794	2.3	64	61	1.0	9	11	0.8
195	Faridpur RWH	Naria	45,200	12,491	3.6	17,870	12,756	1.4	131	56	2.3	2,190	1,007	2.2	64	34	1.9	22	14	1.6
196	Faridpur RWH	Nesarabad (swarupkati)	9,500	6,576	1.4	11,462	11,428	1.0	61	31	2.0	1,465	1,028	1.4	0	39	0.0	17	12	1.4
197	Faridpur RWH	Pangsha	501,700	42,275	11.9	142,460	31,268	4.6	167	72	2.3	2,739	2,954	0.9	0	92	0.0	266	25	10.6
198	Faridpur RWH	Rajbari Sadar	25,900	24,550	1.1	21,810	19,784	1.1	53	120	0.4	2,794	2,733	1.0	320	221	1.4	3	24	0.1
199	Faridpur RWH	Rajoir	27,300	21,005	1.3	17,295	17,196	1.0	75	39	1.9	2,670	2,017	1.3	64	96	0.7	9	14	0.6
200	Faridpur RWH	Sadarpur	90,400	14,435	6.3	18,536	8,021	2.3	87	31	2.8	959	896	1.1	0	46	0.0	280	12	23.3

SL	Warehouse Name	Upazila Name	Condom			Shukhi			IUD			Injectables			Implant			DDS Kits		
			CBL	AMD	MOS	CBL	AMD	MOS	CBL	AMD	MOS	CBL	AMD	MOS	CBL	AMD	MOS	CBL	AMD	MOS
201	Faridpur RWH	Saltha	9,000	16,760	0.5	9,510	11,540	0.8	129	32	4.0	1,043	866	1.2	0	17	0.0	4	11	0.4
202	Faridpur RWH	Shariatpur Sadar	19,700	16,936	1.2	5,430	11,133	0.5	93	78	1.2	2,457	1,823	1.3	0	0	0.0	5	14	0.4
203	Faridpur RWH	Shib Char	34,400	33,054	1.0	28,080	27,794	1.0	150	55	2.7	1,900	2,886	0.7	0	123	0.0	0	29	0.0
204	Faridpur RWH	Tungipara	24,700	20,646	1.2	13,815	11,978	1.2	223	11	20.3	2,008	883	2.3	0	18	0.0	0	7	0.0
205	Faridpur RWH	Wazirpur	14,200	14,497	1.0	15,675	16,200	1.0	45	40	1.1	1,970	1,407	1.4	0	83	0.0	0	13	0.0
206	Faridpur RWH	Zanjira	19,700	19,288	1.0	15,930	12,565	1.3	96	52	1.8	1,425	1,211	1.2	0	45	0.0	4	13	0.3
207	Jamalpur RWH	Bakshiganj	22,500	18,352	1.2	20,880	17,460	1.2	155	31	5.0	1,161	1,183	1.0	384	51	7.5	0	9	0.0
208	Jamalpur RWH	Char Rajibpur	72,988	43,263	1.7	40,627	7,137	5.7	112	4	28.0	1,928	1,572	1.2	50	16	3.1	10	3	3.3
209	Jamalpur RWH	Dewanganj	38,800	29,971	1.3	15,510	19,383	0.8	115	21	5.5	2,650	3,184	0.8	200	66	3.0	7	9	0.8
210	Jamalpur RWH	Islampur	59,200	52,588	1.1	30,810	39,138	0.8	30	43	0.7	5,291	5,086	1.0	272	19	14.3	26	35	0.7
211	Jamalpur RWH	Jamalpur Sadar	70,500	64,098	1.1	55,348	52,596	1.1	96	35	2.7	5,999	6,621	0.9	212	89	2.4	25	26	1.0
212	Jamalpur RWH	Jhenaigati	89,200	14,027	6.4	45,450	18,280	2.5	39	8	4.9	868	1,532	0.6	534	29	18.4	11	7	1.6
213	Jamalpur RWH	Madarganj	136,100	19,099	7.1	125,940	17,274	7.3	140	44	3.2	1,700	1,222	1.4	328	79	4.2	21	9	2.3
214	Jamalpur RWH	Melandaha	40,100	35,502	1.1	37,755	25,312	1.5	30	30	1.0	3,700	3,792	1.0	100	40	2.5	2	14	0.1
215	Jamalpur RWH	Nakla	121,200	13,230	9.2	147,575	17,554	8.4	45	30	1.5	1,871	2,172	0.9	292	55	5.3	3	16	0.2
216	Jamalpur RWH	Nalitabari	43,000	25,708	1.7	26,190	22,859	1.1	16	24	0.7	1,910	1,732	1.1	192	75	2.6	27	10	2.7
217	Jamalpur RWH	Raumari	60,200	56,194	1.1	25,170	13,452	1.9	78	23	3.4	2,537	2,851	0.9	384	44	8.7	14	3	4.7
218	Jamalpur RWH	Sarishabari	43,800	35,161	1.2	148,215	27,906	5.3	64	41	1.6	1,626	2,372	0.7	0	54	0.0	9	12	0.8
219	Jamalpur RWH	Sherpur Sadar	65,100	52,137	1.2	40,693	36,116	1.1	60	71	0.8	11,953	8,692	1.4	0	96	0.0	15	20	0.8
220	Jamalpur RWH	Sreebardi	215,500	27,733	7.8	132,285	22,879	5.8	141	41	3.4	2,133	2,568	0.8	200	84	2.4	37	14	2.6
221	Jessore RWH	Abhaynagar	30,100	25,901	1.2	19,845	12,251	1.6	86	40	2.2	3,789	3,396	1.1	0	80	0.0	59	13	4.5
222	Jessore RWH	Bagher Para	47,900	28,902	1.7	28,530	15,179	1.9	92	65	1.4	3,167	2,210	1.4	0	78	0.0	42	13	3.2
223	Jessore RWH	Chaugachha	23,220	25,941	0.9	16,321	14,013	1.2	45	33	1.4	1,925	1,979	1.0	192	61	3.1	13	14	0.9
224	Jessore RWH	Harinakunda	112,000	7,613	14.7	30,960	18,004	1.7	126	22	5.7	1,545	1,136	1.4	192	62	3.1	8	12	0.7
225	Jessore RWH	Jhenaidah Sadar	43,600	35,699	1.2	32,670	32,454	1.0	164	127	1.3	2,875	3,955	0.7	44	150	0.3	5	26	0.2

SL	Warehouse Name	Upazila Name	Condom			Shukhi			IUD			Injectables			Implant			DDS Kits		
			CBL	AMD	MOS	CBL	AMD	MOS	CBL	AMD	MOS	CBL	AMD	MOS	CBL	AMD	MOS	CBL	AMD	MOS
226	Jessore RWH	Jhikargachha	26,100	21,996	1.2	14,145	14,140	1.0	150	39	3.8	100	2,705	0.0	0	44	0.0	2	7	0.3
227	Jessore RWH	Kalia	41,000	19,852	2.1	24,835	12,827	1.9	100	34	2.9	1,350	1,106	1.2	164	8	20.5	2	18	0.1
228	Jessore RWH	Kaliganj	22,100	17,375	1.3	25,160	18,206	1.4	85	28	3.0	1,632	1,488	1.1	282	28	10.1	9	16	0.6
229	Jessore RWH	Keshabpur	11,300	16,895	0.7	12,645	13,145	1.0	102	31	3.3	2,807	2,639	1.1	192	67	2.9	11	13	0.8
230	Jessore RWH	Kotchandpur	16,100	10,572	1.5	10,800	8,790	1.2	80	17	4.7	1,500	1,331	1.1	64	30	2.1	7	9	0.8
231	Jessore RWH	Kotwali	90,200	90,730	1.0	55,404	54,129	1.0	213	81	2.6	6,151	7,776	0.8	64	147	0.4	10	20	0.5
232	Jessore RWH	Lohagara	25,900	19,599	1.3	22,065	14,448	1.5	108	41	2.6	2,390	1,787	1.3	0	39	0.0	9	12	0.8
233	Jessore RWH	Magura Sadar	25,000	35,350	0.7	36,385	30,423	1.2	95	61	1.6	3,025	3,599	0.8	128	168	0.8	38	22	1.7
234	Jessore RWH	Maheshpur	21,700	26,459	0.8	19,151	20,254	0.9	145	44	3.3	2,500	3,746	0.7	0	51	0.0	3	18	0.2
235	Jessore RWH	Manirampur	39,800	36,011	1.1	28,320	30,453	0.9	500	143	3.5	13,445	7,415	1.8	256	94	2.7	247	24	10.3
236	Jessore RWH	Mohammadpur	12,000	7,579	3.8	15,524	12,389	0.8	7	40	4.8	1,289	1,076	1.6	256	37	0.0	28	10	1.4
237	Jessore RWH	Narail Sadar	30,800	30,733	1.0	34,044	20,778	1.6	158	55	2.9	3,008	2,441	1.2	192	76	2.5	24	21	1.1
238	Jessore RWH	Shailkupa	39,700	32,710	1.2	38,760	30,883	1.3	16	30	0.5	1,932	2,048	0.9	64	146	0.4	16	23	0.7
239	Jessore RWH	Shalikka	40,200	6,747	6.0	31,065	9,690	3.2	142	20	7.1	832	712	1.2	0	65	0.0	50	8	6.3
240	Jessore RWH	Sharsha	15,800	38,050	0.4	24,300	22,227	1.1	0	35	0.0	22	4,197	0.0	0	94	0.0	6	17	0.4
241	Jessore RWH	Sreepur	20,900	14,469	1.4	17,205	13,474	1.3	85	20	4.3	1,744	1,669	1.0	0	64	0.0	0	14	0.0
242	Khulna RWH	Assasuni	6,200	20,215	0.3	11,565	23,203	0.5	30	15	2.0	1,350	1,554	0.9	100	67	1.5	1	10	0.1
243	Khulna RWH	Bagerhat Sadar	59,000	30,276	1.9	36,330	19,958	1.8	165	70	2.4	4,905	2,498	2.0	225	84	2.7	20	18	1.1
244	Khulna RWH	Batiaghata	49,199	14,931	3.3	40,815	12,898	3.2	124	41	3.0	2,326	1,031	2.3	0	48	0.0	36	7	5.1
245	Khulna RWH	Bhandaria	14,500	12,520	1.2	8,970	8,076	1.1	41	26	1.6	1,202	1,083	1.1	24	50	0.5	3	10	0.3
246	Khulna RWH	Chitalmari	33,000	21,689	1.5	14,910	14,145	1.1	44	10	4.4	1,935	1,643	1.2	64	28	2.3	15	8	1.9
247	Khulna RWH	Dacope	53,300	8,268	6.4	87,480	12,908	6.8	50	6	8.3	1,099	865	1.3	64	69	0.9	26	8	3.3
248	Khulna RWH	Daulatpur	279,500	105,470	2.7	77,745	23,494	3.3	170	51	3.3	12,200	6,545	1.9	0	55	0.0	82	7	11.7
249	Khulna RWH	Debhata	26,600	12,958	2.1	16,875	10,103	1.7	121	7	17.3	661	666	1.0	64	29	2.2	10	6	1.7
250	Khulna RWH	Dumuria	313,800	27,955	11.2	199,615	22,282	9.0	230	64	3.6	4,730	2,565	1.8	0	131	0.0	200	20	10.0

SL	Warehouse Name	Upazila Name	Condom			Shukhi			IUD			Injectables			Implant			DDS Kits		
			CBL	AMD	MOS	CBL	AMD	MOS	CBL	AMD	MOS	CBL	AMD	MOS	CBL	AMD	MOS	CBL	AMD	MOS
251	Khulna RWH	Fakirhat	51,900	14,441	3.6	85,005	10,343	8.2	114	20	5.7	1,805	961	1.9	0	33	0.0	33	12	2.8
252	Khulna RWH	Kachua	21,000	16,765	1.3	14,400	8,906	1.6	50	13	3.8	1,050	863	1.2	0	32	0.0	4	9	0.4
253	Khulna RWH	Kalaroa	37,700	23,866	1.6	18,240	12,208	1.5	42	20	2.1	2,009	1,799	1.1	0	37	0.0	2	16	0.1
254	Khulna RWH	Kaliganj	193,900	25,211	7.7	159,090	20,171	7.9	100	26	3.8	1,540	1,389	1.1	72	58	1.2	116	15	7.7
255	Khulna RWH	Kanthalia	9,800	8,222	1.2	9,855	6,219	1.6	68	20	3.4	1,119	800	1.4	64	13	4.9	6	9	0.7
256	Khulna RWH	Kawkhali	6,200	4,536	1.4	8,605	4,014	2.1	70	21	3.3	964	395	2.4	0	26	0.0	4	7	0.6
257	Khulna RWH	Khulna Sadar	109,700	131,543	0.8	54,270	43,441	1.2	190	171	1.1	10,313	5,925	1.7	155	116	1.3	1	4	0.3
258	Khulna RWH	Koyra	30,800	15,524	2.0	42,455	22,815	1.9	47	16	2.9	1,192	764	1.6	64	42	1.5	20	8	2.5
259	Khulna RWH	Mathbaria	103,500	11,939	8.7	156,690	18,471	8.5	64	85	0.8	1,945	1,741	1.1	0	55	0.0	53	17	3.1
260	Khulna RWH	Mollahat	12,900	13,222	1.0	7,980	11,122	0.7	35	17	2.1	571	642	0.9	0	14	0.0	9	9	1.0
261	Khulna RWH	Mongla	36,400	26,462	1.4	16,095	13,602	1.2	50	16	3.1	3,148	1,836	1.7	64	20	3.2	6	9	0.7
262	Khulna RWH	Morrelganj	462,600	31,937	14.5	60,900	35,681	1.7	168	55	3.1	5,026	2,494	2.0	42	18	2.3	219	20	11.0
263	Khulna RWH	Nazirpur	4,300	13,145	0.3	6,915	11,514	0.6	125	23	5.4	1,170	1,268	0.9	0	44	0.0	5	9	0.6
264	Khulna RWH	Paikgachha	14,800	14,753	1.0	26,280	21,067	1.2	55	18	3.1	1,275	1,335	1.0	64	83	0.8	11	5	2.2
265	Khulna RWH	Phultala	60,400	24,416	2.5	21,990	8,151	2.7	75	39	1.9	2,655	1,239	2.1	128	31	4.1	14	7	2.0
266	Khulna RWH	Pirojpur Sadar	15,200	12,560	1.2	8,610	10,095	0.9	78	54	1.4	1,193	1,247	1.0	106	56	1.9	10	14	0.7
267	Khulna RWH	Rajapur	10,500	10,464	1.0	6,855	6,537	1.0	38	10	3.8	904	774	1.2	0	14	0.0	0	9	0.0
268	Khulna RWH	Rampal	100,800	22,141	4.6	101,695	13,617	7.5	120	23	5.2	1,255	615	2.0	100	38	2.6	29	13	2.2
269	Khulna RWH	Rupsa	41,400	16,802	2.5	27,465	14,678	1.9	110	28	3.9	2,147	896	2.4	0	38	0.0	15	8	1.9
270	Khulna RWH	Sarankhola	24,500	15,973	1.5	41,190	11,299	3.6	85	21	4.0	1,977	1,315	1.5	100	16	6.3	15	6	2.5
271	Khulna RWH	Satkhira Sadar	17,800	55,339	0.3	26,855	30,490	0.9	30	57	0.5	3,349	4,755	0.7	50	101	0.5	0	21	0.0
272	Khulna RWH	Shyamnagar	149,500	21,559	6.9	193,200	28,544	6.8	112	21	5.3	2,322	1,341	1.7	200	97	2.1	106	14	7.6
273	Khulna RWH	Tala	19,300	17,283	1.1	20,280	20,059	1.0	102	61	1.7	2,841	2,518	1.1	64	87	0.7	8	16	0.5
274	Khulna RWH	Terokhada	59,100	17,970	3.3	52,830	13,280	4.0	77	17	4.5	1,390	585	2.4	0	30	0.0	39	7	5.6
275	Khulna RWH	Zianagar	9,100	3,393	2.7	7,568	3,950	1.9	29	21	1.4	894	627	1.4	21	26	0.8	2	6	0.3

SL	Warehouse Name	Upazila Name	Condom			Shukhi			IUD			Injectables			Implant			DDS Kits		
			CBL	AMD	MOS	CBL	AMD	MOS	CBL	AMD	MOS	CBL	AMD	MOS	CBL	AMD	MOS	CBL	AMD	MOS
276	Kushtia RWH	Alamdanga	17,900	16,987	1.1	23,205	22,311	1.0	20	34	0.6	3,600	3,229	1.1	0	84	0.0	3	18	0.2
277	Kushtia RWH	Bheramara	25,700	29,470	0.9	14,490	12,655	1.1	36	10	3.6	1,695	2,090	0.8	0	33	0.0	2	9	0.2
278	Kushtia RWH	Chuadanga Sadar	29,200	30,844	0.9	17,970	17,140	1.0	23	40	0.6	3,804	4,082	0.9	0	90	0.0	3	14	0.2
279	Kushtia RWH	Damurhuda	33,800	24,034	1.4	12,690	13,798	0.9	80	31	2.6	3,350	3,069	1.1	0	55	0.0	1	11	0.1
280	Kushtia RWH	Daulatpur	36,400	49,507	0.7	25,486	26,769	1.0	103	15	6.9	3,490	4,335	0.8	0	27	0.0	1	15	0.1
281	Kushtia RWH	Gangni	35,700	49,357	0.7	22,615	22,530	1.0	53	38	1.4	3,941	5,870	0.7	3	40	0.1	0	12	0.0
282	Kushtia RWH	Jiban Nagar	21,900	15,685	1.4	10,500	12,029	0.9	0	38	0.0	2,054	2,114	1.0	0	86	0.0	3	6	0.5
283	Kushtia RWH	Khoksa	13,900	20,294	0.7	4,800	9,271	0.5	55	13	4.2	635	656	1.0	0	39	0.0	7	8	0.9
284	Kushtia RWH	Kumarkhali	29,280	40,673	0.7	18,111	17,216	1.1	45	18	2.5	3,432	3,248	1.1	0	40	0.0	0	18	0.0
285	Kushtia RWH	Kushtia Sadar	78,700	46,407	1.7	49,910	34,956	1.4	119	64	1.9	10,783	5,572	1.9	131	167	0.8	18	18	1.0
286	Kushtia RWH	Meherpur Sadar	19,600	36,599	0.5	13,050	12,719	1.0	17	35	0.5	4,116	3,441	1.2	64	26	2.5	2	9	0.2
287	Kushtia RWH	Mirpur	31,200	27,381	1.1	26,385	19,448	1.4	43	12	3.6	1,953	2,688	0.7	0	19	0.0	7	16	0.4
288	Kushtia RWH	Mujib Nagar	17,300	9,308	1.9	6,210	3,608	1.7	78	7	11.1	1,824	1,600	1.1	134	11	12.2	2	6	0.3
289	Mymensingh RWH	Atpara	17,600	10,441	1.7	19,365	14,396	1.3	101	12	8.4	996	817	1.2	0	47	0.0	8	7	1.1
290	Mymensingh RWH	Austagram	15,000	19,042	0.8	11,670	13,882	0.8	35	35	1.0	263	1,094	0.2	53	47	1.1	10	5	2.0
291	Mymensingh RWH	Bajitpur	24,300	24,174	1.0	21,960	17,240	1.3	0	50	0.0	1,635	1,352	1.2	0	49	0.0	11	13	0.8
292	Mymensingh RWH	Barhatta	22,200	16,617	1.3	22,950	15,900	1.4	127	11	11.5	1,410	1,563	0.9	0	20	0.0	18	10	1.8
293	Mymensingh RWH	Bhairab	50,100	37,078	1.4	38,910	28,245	1.4	87	90	1.0	2,091	2,252	0.9	58	123	0.5	8	7	1.1
294	Mymensingh RWH	Bhaluka	49,300	44,237	1.1	53,940	41,308	1.3	50	90	0.6	2,247	2,234	1.0	448	103	4.3	17	15	1.1
295	Mymensingh RWH	Dharampasha	26,000	22,150	1.2	30,735	17,001	1.8	30	41	0.7	1,650	1,752	0.9	0	21	0.0	15	13	1.2
296	Mymensingh RWH	Dhobaura	25,100	23,676	1.1	41,955	17,889	2.3	124	21	5.9	2,000	1,655	1.2	606	30	20.2	5	11	0.5
297	Mymensingh RWH	Durgapur	20,300	21,797	0.9	29,535	17,818	1.7	30	24	1.3	1,593	2,155	0.7	384	43	8.9	12	12	1.0
298	Mymensingh RWH	Fulbaria	32,800	24,035	1.4	41,505	42,952	1.0	132	64	2.1	2,333	1,728	1.4	64	84	0.8	11	15	0.7
299	Mymensingh RWH	Gaffargaon	45,200	50,154	0.9	37,725	36,893	1.0	74	43	1.7	2,123	2,239	0.9	192	43	4.5	3	19	0.2
300	Mymensingh RWH	Gauripur	27,600	24,273	1.1	37,470	26,940	1.4	200	51	3.9	2,233	2,233	1.0	192	102	1.9	16	13	1.2

SL	Warehouse Name	Upazila Name	Condom			Shukhi			IUD			Injectables			Implant			DDS Kits		
			CBL	AMD	MOS	CBL	AMD	MOS	CBL	AMD	MOS	CBL	AMD	MOS	CBL	AMD	MOS	CBL	AMD	MOS
301	Mymensingh RWH	Haluaghat	32,800	34,101	1.0	48,225	36,318	1.3	219	26	8.4	2,200	2,228	1.0	256	193	1.3	15	14	1.1
302	Mymensingh RWH	Hossainpur	28,100	18,696	1.5	28,245	19,795	1.4	122	46	2.7	781	1,433	0.5	0	52	0.0	1	9	0.1
303	Mymensingh RWH	Ishwarganj	23,700	22,116	1.1	36,160	37,735	1.0	247	16	15.4	1,253	1,713	0.7	128	149	0.9	11	13	0.8
304	Mymensingh RWH	Itna	26,000	17,705	1.5	18,400	17,896	1.0	83	31	2.7	897	781	1.1	0	34	0.0	6	8	0.8
305	Mymensingh RWH	Kalmakanda	28,500	36,495	0.8	21,675	23,987	0.9	12	20	0.6	1,720	1,494	1.2	8	17	0.5	14	9	1.6
306	Mymensingh RWH	Karimganj	57,300	24,241	2.4	37,715	28,963	1.3	102	46	2.2	2,200	1,589	1.4	126	117	1.1	3	14	0.2
307	Mymensingh RWH	Katiadi	46,800	37,906	1.2	18,755	24,127	0.8	35	51	0.7	2,792	2,588	1.1	128	105	1.2	2	13	0.2
308	Mymensingh RWH	Kendua	47,100	13,380	3.5	17,625	21,297	0.8	171	36	4.8	986	1,309	0.8	64	40	1.6	7	16	0.4
309	Mymensingh RWH	Khaliajuri	10,600	8,125	1.3	33,235	6,734	4.9	136	6	22.7	462	516	0.9	0	6	0.0	5	4	1.3
310	Mymensingh RWH	Kishoreganj Sadar	51,800	53,538	1.0	38,610	34,589	1.1	158	95	1.7	2,258	2,368	1.0	108	106	1.0	4	18	0.2
311	Mymensingh RWH	Kuliar Char	25,100	16,911	1.5	24,555	16,049	1.5	7	28	0.3	1,298	1,291	1.0	294	81	3.6	7	6	1.2
312	Mymensingh RWH	Madan	14,000	13,566	1.0	23,760	14,823	1.6	94	11	8.5	1,248	771	1.6	64	24	2.7	0	11	0.0
313	Mymensingh RWH	Mithamain	7,400	13,270	0.6	6,630	10,327	0.6	275	12	22.9	545	251	2.2	0	21	0.0	11	4	2.8
314	Mymensingh RWH	Mohanganj	26,200	15,572	1.7	22,670	20,758	1.1	71	35	2.0	1,799	1,259	1.4	0	18	0.0	10	10	1.0
315	Mymensingh RWH	Muktagachha	67,000	46,250	1.4	66,960	51,709	1.3	199	26	7.7	2,551	2,267	1.1	0	110	0.0	0	14	0.0
316	Mymensingh RWH	Mymensingh Sadar	1,113,600	81,676	13.6	160,320	53,587	3.0	27	116	0.2	2,644	3,762	0.7	256	288	0.9	4	21	0.2
317	Mymensingh RWH	Nandail	26,300	17,288	1.5	65,850	56,348	1.2	50	78	0.6	3,526	2,946	1.2	256	247	1.0	21	13	1.6
318	Mymensingh RWH	Netrakona Sadar	11,000	30,053	0.4	33,060	27,303	1.2	68	36	1.9	2,226	2,872	0.8	0	71	0.0	0	23	0.0
319	Mymensingh RWH	Nikli	20,500	14,121	1.5	12,970	10,313	1.3	65	49	1.3	1,537	802	1.9	0	51	0.0	6	8	0.8
320	Mymensingh RWH	Pakundia	37,500	26,689	1.4	26,475	20,136	1.3	19	43	0.4	1,475	1,552	1.0	192	65	3.0	7	14	0.5
321	Mymensingh RWH	Phulpur	45,000	27,578	1.6	46,070	46,942	1.0	248	124	2.0	1,403	1,955	0.7	384	189	2.0	31	26	1.2
322	Mymensingh RWH	Purbadhala	31,100	18,787	1.7	58,740	26,170	2.2	62	36	1.7	2,612	2,616	1.0	0	58	0.0	5	15	0.3
323	Mymensingh RWH	Tarail	36,750	23,592	1.6	37,469	13,923	2.7	99	40	2.5	919	804	1.1	0	58	0.0	0	11	0.0
324	Mymensingh RWH	Trishal	40,400	35,220	1.1	49,650	45,911	1.1	258	42	6.1	1,625	2,276	0.7	384	177	2.2	14	16	0.9
325	Noakhali RWH	Begumganj	9,600	31,032	0.3	6,555	17,343	0.4	44	76	0.6	28	2,903	0.0	0	18	0.0	0	21	0.0

SL	Warehouse Name	Upazila Name	Condom			Shukhi			IUD			Injectables			Implant			DDS Kits		
			CBL	AMD	MOS	CBL	AMD	MOS	CBL	AMD	MOS	CBL	AMD	MOS	CBL	AMD	MOS	CBL	AMD	MOS
326	Noakhali RWH	Chatkhil	87,100	6,078	14.3	42,180	5,920	7.1	73	21	3.5	987	1,012	1.0	0	9	0.0	3	11	0.3
327	Noakhali RWH	Chhagalnaiya	61,300	8,993	6.8	36,855	7,122	5.2	46	16	2.9	1,612	1,389	1.2	0	13	0.0	5	7	0.7
328	Noakhali RWH	Companiganj	16,700	17,638	0.9	11,700	9,655	1.2	31	22	1.4	1,539	1,857	0.8	0	7	0.0	3	12	0.3
329	Noakhali RWH	Daganbhuiyan	8,000	18,180	0.4	10,260	7,641	1.3	86	31	2.8	345	1,677	0.2	60	24	2.5	0	13	0.0
330	Noakhali RWH	Feni Sadar	57,137	61,295	0.9	20,124	19,105	1.1	49	70	0.7	3,582	4,332	0.8	50	33	1.5	6	18	0.3
331	Noakhali RWH	Fulgazi	14,500	12,684	1.1	3,945	5,028	0.8	31	16	1.9	905	811	1.1	64	11	5.8	10	7	1.4
332	Noakhali RWH	Hatiya	27,000	19,907	1.4	16,815	16,582	1.0	35	21	1.7	1,500	3,179	0.5	0	1	0.0	11	11	1.0
333	Noakhali RWH	Kabirhat	500	10,886	0.0	135	7,835	0.0	64	14	4.6	1,340	1,411	0.9	50	3	16.7	1	7	0.1
334	Noakhali RWH	Kamalnagar	25,420	14,129	1.8	13,584	7,529	1.8	87	10	8.7	2,262	3,058	0.7	0	14	0.0	5	6	0.8
335	Noakhali RWH	Lakshmipur Sadar	27,800	28,944	1.0	8,010	19,244	0.4	10	126	0.1	450	7,099	0.1	0	91	0.0	15	25	0.6
336	Noakhali RWH	Noakhali Sadar	1,300	50,984	0.0	1,485	17,283	0.1	69	41	1.7	528	4,941	0.1	0	74	0.0	0	18	0.0
337	Noakhali RWH	Parshuram	71,700	11,082	6.5	48,775	4,934	9.9	87	16	5.4	763	963	0.8	0	6	0.0	8	6	1.3
338	Noakhali RWH	Ramganj	10,700	9,819	1.1	5,385	7,153	0.8	80	44	1.8	460	2,328	0.2	0	24	0.0	10	8	1.3
339	Noakhali RWH	Ramgati	243,057	7,400	32.8	60,598	8,764	6.9	0	28	0.0	2,703	3,402	0.8	0	16	0.0	3	13	0.2
340	Noakhali RWH	Roypur	52,600	5,664	9.3	21,000	8,554	2.5	88	46	1.9	2,419	1,944	1.2	50	38	1.3	13	13	1.0
341	Noakhali RWH	Senbagh	18,000	15,646	1.2	21,855	8,433	2.6	131	20	6.6	1,536	1,648	0.9	0	17	0.0	10	11	0.9
342	Noakhali RWH	Sonagazi	94,800	18,123	5.2	56,655	9,943	5.7	110	36	3.1	2,900	2,987	1.0	0	22	0.0	6	15	0.4
343	Noakhali RWH	Sonaimuri	34,000	11,648	2.9	32,925	8,247	4.0	6	15	0.4	5	1,475	0.0	0	6	0.0	0	6	0.0
344	Noakhali RWH	Subarnachar	17,900	17,570	1.0	8,000	8,733	0.9	86	5	17.2	814	1,625	0.5	0	2	0.0	12	8	1.5
345	Pabna RWH	Atgharia	31,900	12,360	2.6	28,260	10,460	2.7	88	20	4.4	918	732	1.3	0	45	0.0	11	7	1.6
346	Pabna RWH	Belkuchi	138,600	51,076	2.7	62,865	26,459	2.4	90	22	4.1	1,868	2,418	0.8	100	26	3.8	21	9	2.3
347	Pabna RWH	Bera	34,500	17,471	2.0	31,455	17,845	1.8	205	66	3.1	2,573	1,865	1.4	20	50	0.4	20	12	1.7
348	Pabna RWH	Bhangura	29,000	10,949	2.6	31,215	9,921	3.1	84	16	5.3	592	283	2.1	0	21	0.0	8	8	1.0
349	Pabna RWH	Chatmohar	97,100	33,874	2.9	75,780	29,532	2.6	105	79	1.3	193	1,198	0.2	0	39	0.0	7	15	0.5
350	Pabna RWH	Faridpur	29,000	8,840	3.3	29,910	6,343	4.7	43	33	1.3	0	1,466	0.0	0	29	0.0	9	8	1.1

SL	Warehouse Name	Upazila Name	Condom			Shukhi			IUD			Injectables			Implant			DDS Kits		
			CBL	AMD	MOS	CBL	AMD	MOS	CBL	AMD	MOS	CBL	AMD	MOS	CBL	AMD	MOS	CBL	AMD	MOS
351	Pabna RWH	Ishwardi	50,700	41,703	1.2	62,496	19,620	3.2	228	52	4.4	2,924	2,932	1.0	100	66	1.5	35	12	2.9
352	Pabna RWH	Kamarkhanda	54,200	9,573	5.7	44,535	8,893	5.0	31	10	3.1	0	1,342	0.0	0	25	0.0	14	7	2.0
353	Pabna RWH	Kazipur	76,900	35,362	2.2	57,525	16,760	3.4	200	68	2.9	500	3,138	0.2	0	22	0.0	25	15	1.7
354	Pabna RWH	Pabna Sadar	71,300	64,260	1.1	69,030	42,784	1.6	240	158	1.5	1,700	11,000	0.2	116	116	1.0	2	19	0.1
355	Pabna RWH	Royganj	43,000	19,234	2.2	17,280	23,760	0.7	99	26	3.8	2,900	2,600	1.1	0	35	0.0	12	10	1.2
356	Pabna RWH	Santhia	157,500	24,730	6.4	89,730	29,602	3.0	247	67	3.7	3,630	4,910	0.7	0	49	0.0	15	16	0.9
357	Pabna RWH	Shahjadpur	45,800	64,127	0.7	48,915	33,231	1.5	75	138	0.5	1	9,158	0.0	100	16	6.3	16	14	1.1
358	Pabna RWH	Sirajganj Sadar	52,498	48,132	1.1	39,570	30,392	1.3	120	30	4.0	6,100	5,687	1.1	0	15	0.0	0	17	0.0
359	Pabna RWH	Sujanagar	187,700	24,610	7.6	78,720	18,790	4.2	155	97	1.6	155	2,539	0.1	0	15	0.0	8	13	0.6
360	Pabna RWH	Tarash	7,700	18,735	0.4	3,000	20,205	0.1	1	38	0.0	131	1,382	0.1	0	5	0.0	0	11	0.0
361	Pabna RWH	Ullah Para	71,300	66,248	1.1	62,355	46,509	1.3	87	33	2.6	5,100	5,794	0.9	0	37	0.0	14	22	0.6
362	Patuakhali RWH	Amtali	14,900	9,617	1.5	72,345	17,347	4.2	50	25	2.0	3,510	2,562	1.4	0	80	0.0	24	12	2.0
363	Patuakhali RWH	Bakerganj	17,300	18,585	0.9	20,505	16,993	1.2	183	67	2.7	5,924	3,627	1.6	136	61	2.2	22	16	1.4
364	Patuakhali RWH	Bamna	4,600	2,745	1.7	3,270	3,569	0.9	20	15	1.3	414	271	1.5	40	47	0.9	7	6	1.2
365	Patuakhali RWH	Barguna Sadar	8,800	11,639	0.8	14,910	14,612	1.0	80	111	0.7	4,400	4,022	1.1	200	81	2.5	20	16	1.3
366	Patuakhali RWH	Bauphal	7,000	7,207	1.0	28,080	15,383	1.8	90	49	1.8	2,950	2,328	1.3	200	49	4.1	10	10	1.0
367	Patuakhali RWH	Betagi	12,100	3,735	3.2	8,880	5,399	1.6	15	38	0.4	675	934	0.7	100	23	4.3	24	9	2.7
368	Patuakhali RWH	Dashmina	7,200	3,012	2.4	4,890	6,002	0.8	29	29	1.0	1,190	932	1.3	200	51	3.9	9	9	1.0
369	Patuakhali RWH	Dumki	7,200	2,435	3.0	3,725	2,713	1.4	0	10	0.0	800	580	1.4	100	22	4.5	5	6	0.8
370	Patuakhali RWH	Galachipa	39,900	12,679	3.1	44,754	26,445	1.7	61	10	6.1	5,350	4,325	1.2	50	98	0.5	1	16	0.1
371	Patuakhali RWH	Kalapara	15,800	11,088	1.4	19,305	17,071	1.1	0	29	0.0	3,123	3,496	0.9	272	60	4.5	20	9	2.2
372	Patuakhali RWH	Mirzaganj	11,262	8,055	1.4	6,485	7,577	0.9	11	11	1.0	956	696	1.4	200	58	3.4	7	9	0.8
373	Patuakhali RWH	Nalchity	12,400	9,018	1.4	10,980	8,726	1.3	76	42	1.8	2,340	1,980	1.2	200	43	4.7	5	16	0.3
374	Patuakhali RWH	Patharghata	5,500	5,222	1.1	7,920	8,180	1.0	44	20	2.2	2,162	1,785	1.2	100	45	2.2	20	11	1.8
375	Patuakhali RWH	Patuakhali Sadar	49,700	18,134	2.7	40,110	17,872	2.2	155	75	2.1	7,056	3,881	1.8	322	99	3.3	27	22	1.2

SL	Warehouse Name	Upazila Name	Condom			Shukhi			IUD			Injectables			Implant			DDS Kits		
			CBL	AMD	MOS	CBL	AMD	MOS	CBL	AMD	MOS	CBL	AMD	MOS	CBL	AMD	MOS	CBL	AMD	MOS
376	Rajshahi RWH	Bagatipara	258,700	13,476	19.2	250,920	8,446	29.7	0	11	0.0	422	535	0.8	0	67	0.0	58	7	8.3
377	Rajshahi RWH	Bagha	58,100	23,840	2.4	19,905	11,756	1.7	21	3	7.0	4,260	2,214	1.9	0	29	0.0	12	7	1.7
378	Rajshahi RWH	Baghmara	131,400	61,611	2.1	426,060	33,290	12.8	19	63	0.3	3,135	3,070	1.0	0	74	0.0	15	19	0.8
379	Rajshahi RWH	Baraigram	36,500	38,300	1.0	357,225	23,716	15.1	8	40	0.2	70	3,277	0.0	0	104	0.0	13	8	1.6
380	Rajshahi RWH	Bholahat	44,600	6,994	6.4	45,765	5,351	8.6	30	8	3.8	1,166	767	1.5	0	11	0.0	11	6	1.8
381	Rajshahi RWH	Boalia	149,400	109,378	1.4	19,035	11,164	1.7	35	27	1.3	1,175	3,582	0.3	0	169	0.0	8	6	1.3
382	Rajshahi RWH	Chapai Nababganj Sadar	75,600	51,221	1.5	36,525	22,363	1.6	45	37	1.2	2,003	4,559	0.4	0	16	0.0	20	22	0.9
383	Rajshahi RWH	Charghat	44,100	25,174	1.8	227,025	14,538	15.6	34	23	1.5	2,450	1,840	1.3	0	39	0.0	14	8	1.8
384	Rajshahi RWH	Durgapur	26,900	22,271	1.2	173,595	10,427	16.6	50	8	6.3	479	926	0.5	0	53	0.0	24	9	2.7
385	Rajshahi RWH	Godagari	132,400	37,288	3.6	650,370	25,045	26.0	63	57	1.1	7,747	3,782	2.0	0	27	0.0	17	9	1.9
386	Rajshahi RWH	Gomastapur	43,800	24,120	1.8	24,000	15,967	1.5	13	16	0.8	1,340	1,742	0.8	0	9	0.0	18	10	1.8
387	Rajshahi RWH	Gurudaspur	7,900	25,414	0.3	485,580	20,363	23.8	0	9	0.0	0	1,597	0.0	0	68	0.0	8	8	1.0
388	Rajshahi RWH	Lalpur	30,097	24,254	1.2	419,790	20,477	20.5	29	21	1.4	2,968	2,340	1.3	0	81	0.0	10	15	0.7
389	Rajshahi RWH	Mohanpur	34,900	20,821	1.7	302,895	14,558	20.8	58	8	7.3	1,500	2,231	0.7	0	67	0.0	11	9	1.2
390	Rajshahi RWH	Nachole	16,800	10,695	1.6	12,675	7,003	1.8	59	1	59.0	2,300	1,420	1.6	0	12	0.0	12	6	2.0
391	Rajshahi RWH	Natore Sadar	64,100	45,950	1.4	53,490	24,790	2.2	76	92	0.8	481	2,177	0.2	0	103	0.0	23	20	1.2
392	Rajshahi RWH	Paba	61,000	43,429	1.4	21,705	16,498	1.3	1	21	0.0	4,550	4,120	1.1	0	36	0.0	16	12	1.3
393	Rajshahi RWH	Puthia	37,900	29,495	1.3	23,730	14,961	1.6	10	4	2.5	1,953	1,742	1.1	0	26	0.0	5	7	0.7
394	Rajshahi RWH	Shibganj	56,900	37,658	1.5	46,140	26,766	1.7	57	27	2.1	2,842	3,430	0.8	0	26	0.0	31	13	2.4
395	Rajshahi RWH	Singra	186,700	44,162	4.2	427,320	38,090	11.2	135	26	5.2	6,525	2,668	2.4	100	113	0.9	19	14	1.4
396	Rajshahi RWH	Tanore	31,200	15,023	2.1	585,585	15,230	38.4	18	33	0.5	2,040	1,237	1.6	0	157	0.0	8	9	0.9
397	Rangamati RWH	Baghaichhari	43,000	9,309	4.6	10,249	6,589	1.6	38	8	4.8	3,867	423	9.1	12	17	0.7	6	7	0.9
398	Rangamati RWH	Barkal	24,900	3,984	6.3	12,195	3,040	4.0	53	4	13.3	1,204	405	3.0	0	0	0.0	5	3	1.7
399	Rangamati RWH	Belai Chhari	35,800	1,438	24.9	15,825	2,349	6.7	67	2	33.5	2,063	135	15.3	0	0	0.0	25	3	8.3
400	Rangamati RWH	Jurai Chhari	28,200	2,104	13.4	15,135	2,095	7.2	52	4	13.0	1,023	139	7.4	0	0	0.0	5	3	1.7

SL	Warehouse Name	Upazila Name	Condom			Shukhi			IUD			Injectables			Implant			DDS Kits		
			CBL	AMD	MOS	CBL	AMD	MOS	CBL	AMD	MOS	CBL	AMD	MOS	CBL	AMD	MOS	CBL	AMD	MOS
401	Rangamati RWH	Kaptai	23,300	6,097	3.8	34,155	2,783	12.3	92	7	13.1	1,134	402	2.8	172	12	14.3	26	6	4.3
402	Rangamati RWH	Kawkhali (betbunia)	31,800	5,268	6.0	34,560	3,337	10.4	159	11	14.5	2,491	543	4.6	135	23	5.9	4	2	2.0
403	Rangamati RWH	Langadu	37,200	10,609	3.5	21,660	6,428	3.4	38	8	4.8	2,172	633	3.4	122	41	3.0	7	11	0.6
404	Rangamati RWH	Naniarchar	23,800	6,201	3.8	6,672	4,561	1.5	47	4	11.8	1,552	264	5.9	15	2	7.5	5	4	1.3
405	Rangamati RWH	Rajasthali	57,900	2,163	26.8	33,135	1,773	18.7	35	3	11.7	1,511	171	8.8	20	17	1.2	13	4	3.3
406	Rangamati RWH	Rangamati Sadar	74,400	12,859	5.8	57,570	6,419	9.0	64	53	1.2	5,574	716	7.8	120	64	1.9	36	10	3.6
407	Rangpur RWH	Aditmari	13,200	16,700	0.8	19,555	16,587	1.2	71	36	2.0	2,534	2,914	0.9	0	143	0.0	12	12	1.0
408	Rangpur RWH	Badarganj	19,700	11,663	1.7	329,415	21,829	15.1	120	27	4.4	2,315	2,288	1.0	640	86	7.4	124	10	12.4
409	Rangpur RWH	Bhurungamari	174,600	29,496	5.9	417,340	32,457	12.9	106	21	5.0	2,808	3,872	0.7	320	87	3.7	131	13	10.1
410	Rangpur RWH	Chilmari	20,500	11,076	1.9	345,855	17,965	19.3	18	25	0.7	953	1,376	0.7	0	59	0.0	38	7	5.4
411	Rangpur RWH	Dimla	16,000	8,108	2.0	397,395	24,048	16.5	86	46	1.9	1,217	3,154	0.4	0	0	0.0	121	13	9.3
412	Rangpur RWH	Domar	17,100	8,708	2.0	532,520	19,502	27.3	37	33	1.1	2,045	2,595	0.8	0	66	0.0	13	14	0.9
413	Rangpur RWH	Fulchhari	6,700	17,632	0.4	19,050	15,047	1.3	15	44	0.3	2,671	2,736	1.0	0	11	0.0	13	8	1.6
414	Rangpur RWH	Gaibandha Sadar	21,300	22,906	0.9	31,200	33,726	0.9	43	43	1.0	5,337	5,009	1.1	0	357	0.0	16	22	0.7
415	Rangpur RWH	Gangachara	5,500	11,985	0.5	498,075	27,614	18.0	10	35	0.3	2,840	4,520	0.6	0	164	0.0	96	28	3.4
416	Rangpur RWH	Gobindaganj	49,900	45,614	1.1	585,870	47,043	12.5	112	57	2.0	4,613	4,790	1.0	0	196	0.0	86	20	4.3
417	Rangpur RWH	Hatibandha	25,300	18,977	1.3	230,805	20,130	11.5	185	51	3.6	1,895	2,812	0.7	840	178	4.7	106	13	8.2
418	Rangpur RWH	Jaldhaka	12,400	19,349	0.6	465,585	34,228	13.6	50	60	0.8	3,438	4,129	0.8	0	155	0.0	131	14	9.4
419	Rangpur RWH	Kaliganj	65,700	9,037	7.3	207,645	17,775	11.7	60	29	2.1	1,790	2,466	0.7	192	77	2.5	59	12	4.9
420	Rangpur RWH	Kaunia	18,000	15,940	1.1	15,225	16,102	0.9	35	56	0.6	285	3,831	0.1	0	83	0.0	13	7	1.9
421	Rangpur RWH	Kishoreganj	0	6,239	0.0	1,430	24,402	0.1	3	49	0.1	1,380	3,120	0.4	0	118	0.0	13	17	0.8
422	Rangpur RWH	Kurigram Sadar	25,500	13,761	1.9	22,698	26,308	0.9	50	13	3.8	3,902	4,891	0.8	0	39	0.0	20	11	1.8
423	Rangpur RWH	Lalmonirhat Sadar	4,300	14,274	0.3	24,130	20,689	1.2	0	23	0.0	3,794	5,122	0.7	0	126	0.0	10	15	0.7
424	Rangpur RWH	Mitha Pukur	37,400	29,891	1.3	43,065	43,022	1.0	75	33	2.3	5,225	4,660	1.1	0	203	0.0	16	22	0.7
425	Rangpur RWH	Nageshwari	134,400	13,316	10.1	327,240	49,365	6.6	237	21	11.3	3,747	6,458	0.6	0	109	0.0	103	12	8.6

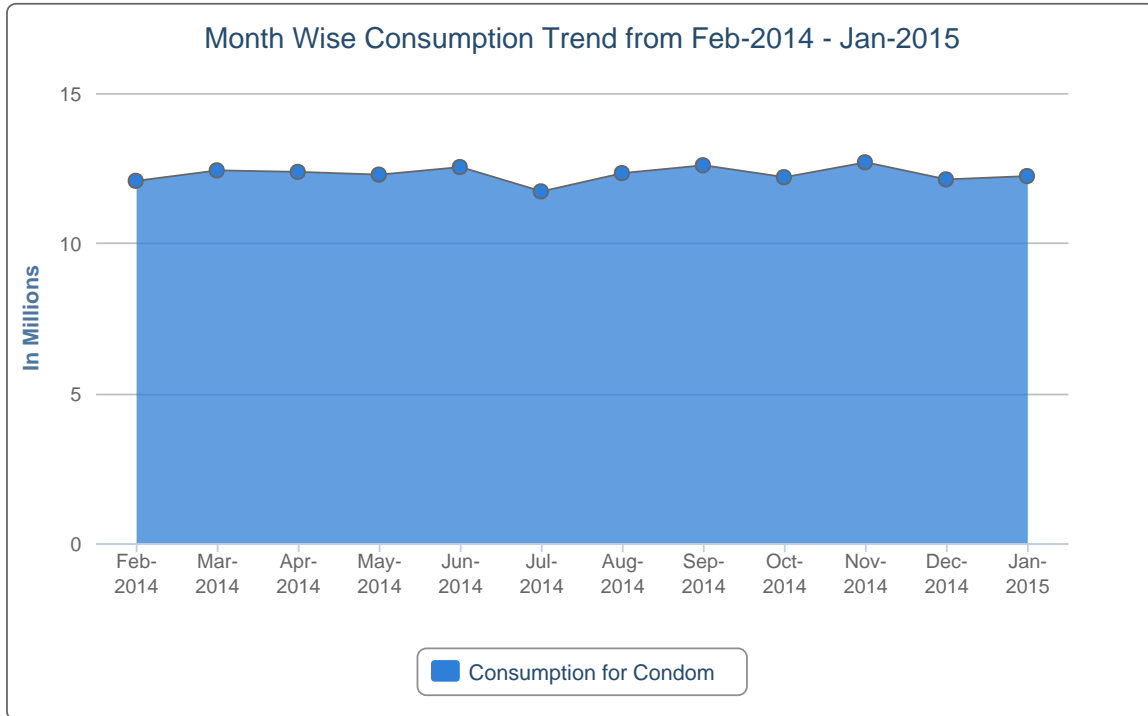
SL	Warehouse Name	Upazila Name	Condom			Shukhi			IUD			Injectables			Implant			DDS Kits		
			CBL	AMD	MOS	CBL	AMD	MOS	CBL	AMD	MOS	CBL	AMD	MOS	CBL	AMD	MOS	CBL	AMD	MOS
426	Rangpur RWH	Nilphamari Sadar	16,600	17,514	0.9	33,705	41,202	0.8	179	135	1.3	3,240	4,674	0.7	0	79	0.0	8	24	0.3
427	Rangpur RWH	Palashbari	17,800	11,308	1.6	21,405	20,604	1.0	22	60	0.4	3,676	2,877	1.3	192	149	1.3	11	11	1.0
428	Rangpur RWH	Patgram	74,800	8,549	8.7	244,035	15,337	15.9	11	14	0.8	1,482	2,143	0.7	192	56	3.4	23	8	2.9
429	Rangpur RWH	Phulbari	32,900	10,056	3.3	313,660	15,550	20.2	59	31	1.9	3,550	2,710	1.3	0	63	0.0	44	8	5.5
430	Rangpur RWH	Pirgachha	42,000	28,570	1.5	28,500	30,054	0.9	75	77	1.0	6,100	5,056	1.2	0	60	0.0	14	13	1.1
431	Rangpur RWH	Pirganj	39,700	35,678	1.1	344,085	39,619	8.7	95	46	2.1	5,710	4,719	1.2	0	62	0.0	120	23	5.2
432	Rangpur RWH	Rajarhat	34,900	19,937	1.8	21,210	17,881	1.2	74	35	2.1	3,304	3,288	1.0	0	96	0.0	17	8	2.1
433	Rangpur RWH	Rangpur Sadar	89,400	40,682	2.2	61,585	36,776	1.7	181	76	2.4	14,550	7,416	2.0	0	272	0.0	14	20	0.7
434	Rangpur RWH	Sadullapur	39,500	32,021	1.2	355,040	26,186	13.6	130	68	1.9	4,022	4,070	1.0	64	104	0.6	126	16	7.9
435	Rangpur RWH	Saghata	13,400	11,944	1.1	25,335	25,660	1.0	3	55	0.1	2,193	1,949	1.1	256	81	3.2	6	14	0.4
436	Rangpur RWH	Saidpur	59,500	22,901	2.6	17,400	17,227	1.0	17	34	0.5	1,739	2,173	0.8	0	78	0.0	10	9	1.1
437	Rangpur RWH	Sundarganj	45,000	37,033	1.2	30,046	45,032	0.7	151	195	0.8	12,115	6,780	1.8	0	314	0.0	10	20	0.5
438	Rangpur RWH	Taraganj	7,900	8,107	1.0	6,952	12,144	0.6	43	10	4.3	703	1,337	0.5	0	80	0.0	5	7	0.7
439	Rangpur RWH	Ulipur	14,000	17,653	0.8	316,100	45,725	6.9	140	45	3.1	6,236	6,435	1.0	72	72	1.0	55	15	3.7
440	Sylhet RWH	Ajmiriganj	57,400	3,182	18.0	2,565	5,616	0.5	220	4	55.0	475	358	1.3	47	7	6.7	1	7	0.1
441	Sylhet RWH	Bahubal	56,500	11,544	4.9	18,167	8,650	2.1	169	13	13.0	1,337	617	2.2	0	29	0.0	13	9	1.4
442	Sylhet RWH	Balaganj	125,100	47,408	2.6	50,175	13,420	3.7	43	39	1.1	2,132	2,441	0.9	64	46	1.4	31	14	2.2
443	Sylhet RWH	Baniachong	139,500	23,547	5.9	55,935	15,512	3.6	189	11	17.2	796	1,028	0.8	0	5	0.0	35	15	2.3
444	Sylhet RWH	Barlekha	62,600	12,265	5.1	41,985	10,466	4.0	83	28	3.0	1,177	783	1.5	30	50	0.6	14	8	1.8
445	Sylhet RWH	Beani Bazar	87,100	27,340	3.2	50,975	8,183	6.2	40	68	0.6	2,200	790	2.8	5	19	0.3	20	11	1.8
446	Sylhet RWH	Bishwambarpur	57,798	8,324	6.9	40,760	8,435	4.8	185	19	9.7	1,294	529	2.4	52	36	1.4	21	6	3.5
447	Sylhet RWH	Bishwanath	53,500	12,526	4.3	51,720	5,484	9.4	132	32	4.1	181	640	0.3	64	26	2.5	29	8	3.6
448	Sylhet RWH	Chhatak	80,300	18,273	4.4	28,260	11,304	2.5	24	86	0.3	3,369	759	4.4	10	7	1.4	24	12	2.0
449	Sylhet RWH	Chunarughat	127,000	15,227	8.3	1,875	19,887	0.1	114	13	8.8	1,045	1,398	0.7	200	6	33.3	3	14	0.2
450	Sylhet RWH	Companiganj	60,500	16,259	3.7	24,885	7,687	3.2	104	26	4.0	1,708	1,449	1.2	20	27	0.7	10	4	2.5

SL	Warehouse Name	Upazila Name	Condom			Shukhi			IUD			Injectables			Implant			DDS Kits		
			CBL	AMD	MOS	CBL	AMD	MOS	CBL	AMD	MOS	CBL	AMD	MOS	CBL	AMD	MOS	CBL	AMD	MOS
451	Sylhet RWH	Dakshin Sunamganj	82,700	12,308	6.7	48,315	8,483	5.7	35	24	1.5	886	738	1.2	0	19	0.0	8	12	0.7
452	Sylhet RWH	Dakshin Surma	16,062	45,386	0.4	10,087	14,882	0.7	42	24	1.8	315	1,456	0.2	50	4	12.5	11	8	1.4
453	Sylhet RWH	Derai	75,300	40,112	1.9	30,212	14,293	2.1	75	30	2.5	1,299	973	1.3	100	29	3.4	12	6	2.0
454	Sylhet RWH	Dowarabazar	102,300	12,501	8.2	36,435	13,574	2.7	126	17	7.4	3,441	1,445	2.4	30	18	1.7	11	8	1.4
455	Sylhet RWH	Fenchuganj	47,500	10,371	4.6	96,900	3,874	25.0	155	12	12.9	1,052	422	2.5	30	14	2.1	6	3	2.0
456	Sylhet RWH	Golapganj	31,800	34,238	0.9	31,122	9,138	3.4	16	52	0.3	341	885	0.4	52	59	0.9	16	12	1.3
457	Sylhet RWH	Gowainghat	74,600	21,423	3.5	43,680	10,772	4.1	6	36	0.2	1,711	2,635	0.6	116	29	4.0	8	10	0.8
458	Sylhet RWH	Habiganj Sadar	77,600	26,947	2.9	51,395	16,076	3.2	35	46	0.8	1,818	1,806	1.0	50	33	1.5	26	17	1.5
459	Sylhet RWH	Jagannathpur	72,200	15,615	4.6	29,110	8,869	3.3	90	28	3.2	1,983	332	6.0	0	20	0.0	14	8	1.8
460	Sylhet RWH	Jaintiapur	25,900	27,046	1.0	25,695	7,517	3.4	33	68	0.5	2,854	2,412	1.2	200	26	7.7	24	9	2.7
461	Sylhet RWH	Jamalganj	44,000	15,937	2.8	43,835	11,021	4.0	155	27	5.7	2,890	1,325	2.2	0	17	0.0	12	7	1.7
462	Sylhet RWH	Juri	74,400	8,537	8.7	35,450	6,375	5.6	0	55	0.0	1,550	548	2.8	100	33	3.0	13	8	1.6
463	Sylhet RWH	Kamalganj	91,400	19,023	4.8	43,410	18,230	2.4	75	51	1.5	1,630	1,614	1.0	0	25	0.0	9	11	0.8
464	Sylhet RWH	Kanaighat	74,300	37,490	2.0	40,131	12,211	3.3	0	39	0.0	1,089	2,499	0.4	100	21	4.8	21	12	1.8
465	Sylhet RWH	Kulaura	105,200	17,653	6.0	40,560	13,091	3.1	58	43	1.3	1,360	2,850	0.5	0	58	0.0	12	8	1.5
466	Sylhet RWH	Lakhai	65,000	7,783	8.4	34,095	8,802	3.9	146	8	18.3	616	489	1.3	64	6	10.7	5	9	0.6
467	Sylhet RWH	Madhabpur	145,400	14,949	9.7	23,970	19,362	1.2	153	23	6.7	1,374	956	1.4	0	33	0.0	3	13	0.2
468	Sylhet RWH	Maulvibazar Sadar	541,300	15,423	35.1	152,185	11,942	12.7	88	63	1.4	1,110	1,509	0.7	0	45	0.0	10	17	0.6
469	Sylhet RWH	Nabiganj	76,900	10,083	7.6	38,190	16,007	2.4	190	35	5.4	4,200	774	5.4	0	49	0.0	24	9	2.7
470	Sylhet RWH	Rajnagar	58,700	10,217	5.7	32,020	10,064	3.2	38	43	0.9	1,400	1,988	0.7	80	62	1.3	12	11	1.1
471	Sylhet RWH	Sreemangal	98,400	22,539	4.4	20,400	16,598	1.2	18	56	0.3	630	2,043	0.3	100	58	1.7	2	14	0.1
472	Sylhet RWH	Sulla	67,400	14,542	4.6	58,335	6,669	8.7	160	17	9.4	405	377	1.1	60	14	4.3	25	4	6.3
473	Sylhet RWH	Sunamganj Sadar	74,400	18,941	3.9	39,930	13,575	2.9	108	42	2.6	641	1,613	0.4	0	64	0.0	9	10	0.9
474	Sylhet RWH	Sylhet Sadar	157,200	69,055	2.3	260,920	45,784	5.7	534	80	6.7	13,673	6,921	2.0	130	286	0.5	60	10	6.0
475	Sylhet RWH	Tahirpur	177,800	23,469	7.6	64,225	13,429	4.8	142	40	3.6	1,258	736	1.7	0	39	0.0	10	11	0.9

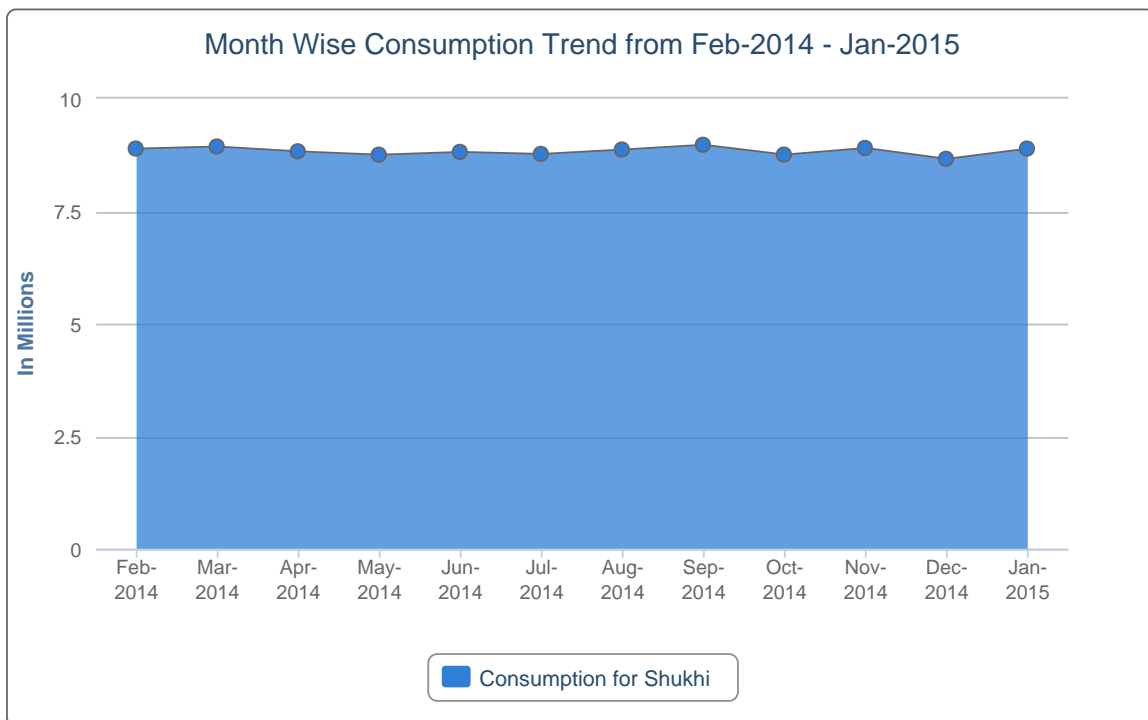
SL	Warehouse Name	Upazila Name	Condom			Shukhi			IUD			Injectables			Implant			DDS Kits		
			CBL	AMD	MOS	CBL	AMD	MOS	CBL	AMD	MOS	CBL	AMD	MOS	CBL	AMD	MOS	CBL	AMD	MOS
476	Sylhet RWH	Zakiganj	71,200	54,562	1.3	36,165	12,173	3.0	60	31	1.9	1,163	1,566	0.7	0	45	0.0	14	8	1.8
477	Tangail RWH	Basail	72,360	58,237	1.2	241,417	15,439	15.6	31	38	0.8	11,256	1,406	8.0	0	58	0.0	44	8	5.5
478	Tangail RWH	Bhuapur	264,400	30,581	8.6	296,208	22,860	13.0	110	29	3.8	610	2,003	0.3	0	60	0.0	33	11	3.0
479	Tangail RWH	Chauhali	44,830	21,596	2.1	40,400	9,372	4.3	159	26	6.1	4,576	1,158	4.0	156	8	19.5	8	11	0.7
480	Tangail RWH	Delduar	452,500	48,043	9.4	267,600	23,945	11.2	120	34	3.5	7,730	1,646	4.7	64	47	1.4	31	12	2.6
481	Tangail RWH	Ghatail	146,000	61,467	2.4	122,550	46,201	2.7	110	50	2.2	2,090	3,876	0.5	320	77	4.2	20	16	1.3
482	Tangail RWH	Gopalpur	301,800	26,827	11.2	329,670	19,777	16.7	92	27	3.4	2,253	2,398	0.9	128	59	2.2	32	13	2.5
483	Tangail RWH	Kalihati	152,300	66,586	2.3	229,515	47,672	4.8	140	61	2.3	0	5,059	0.0	0	93	0.0	18	17	1.1
484	Tangail RWH	Madhupur	295,400	41,598	7.1	88,935	56,134	1.6	126	26	4.8	8	5,123	0.0	0	93	0.0	15	18	0.8
485	Tangail RWH	Mirzapur	42,090	33,775	1.2	7,375	35,628	0.2	113	52	2.2	7,852	1,050	7.5	0	43	0.0	15	18	0.8
486	Tangail RWH	Nagarpur	36,700	30,745	1.2	54,690	27,447	2.0	50	69	0.7	3,051	2,263	1.3	256	97	2.6	25	11	2.3
487	Tangail RWH	Sakhipur	19,140	25,338	0.8	3,618	29,622	0.1	52	24	2.2	3,592	1,018	3.5	128	41	3.1	11	7	1.6
488	Tangail RWH	Tangail Sadar	70,400	71,758	1.0	50,475	34,047	1.5	236	69	3.4	3,112	4,756	0.7	320	0	0.0	13	20	0.7

7. Month-wise Consumption Trend

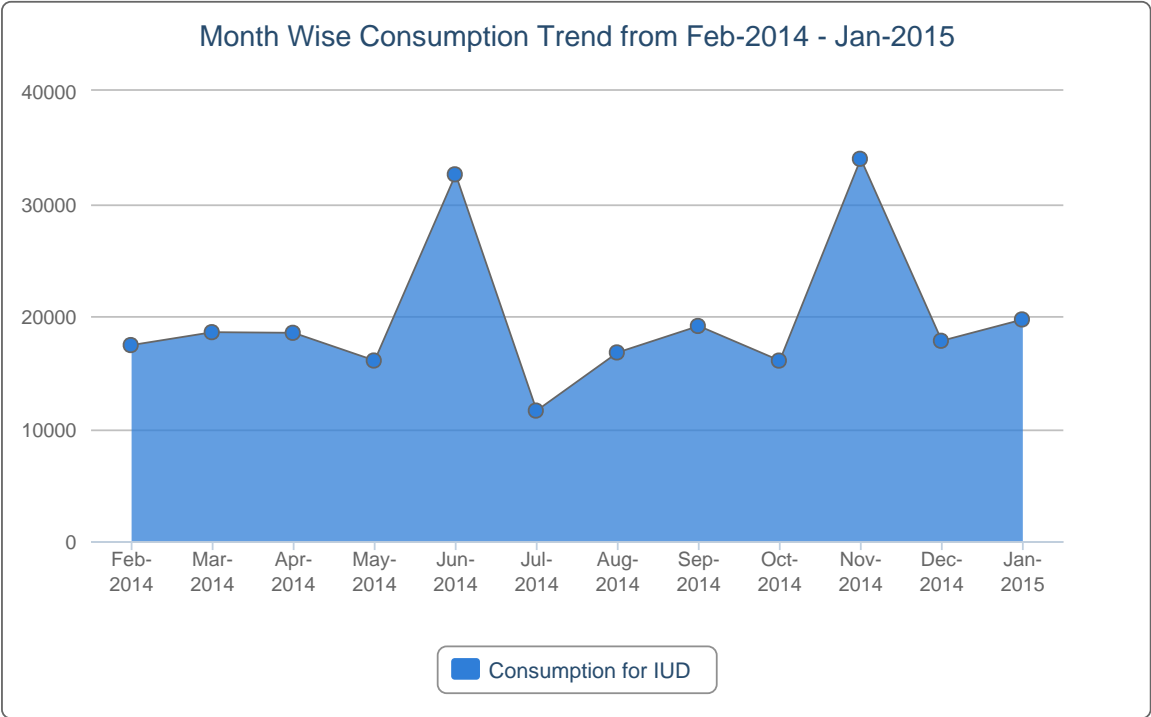
7(a).



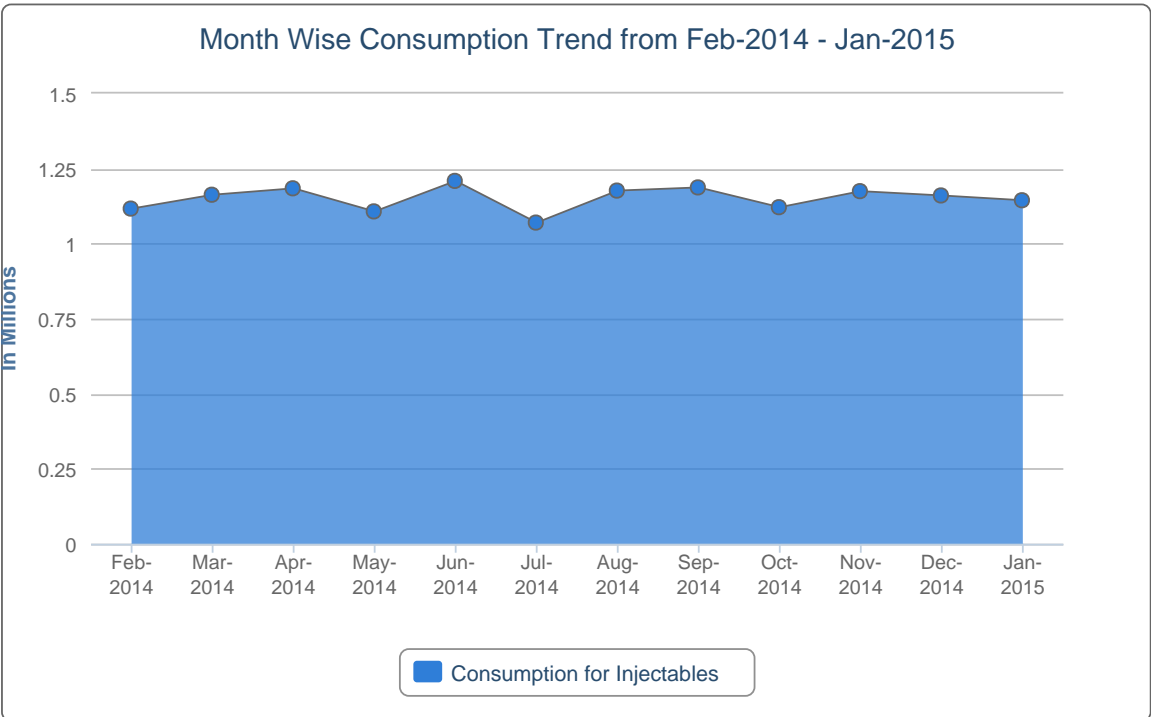
7(b).



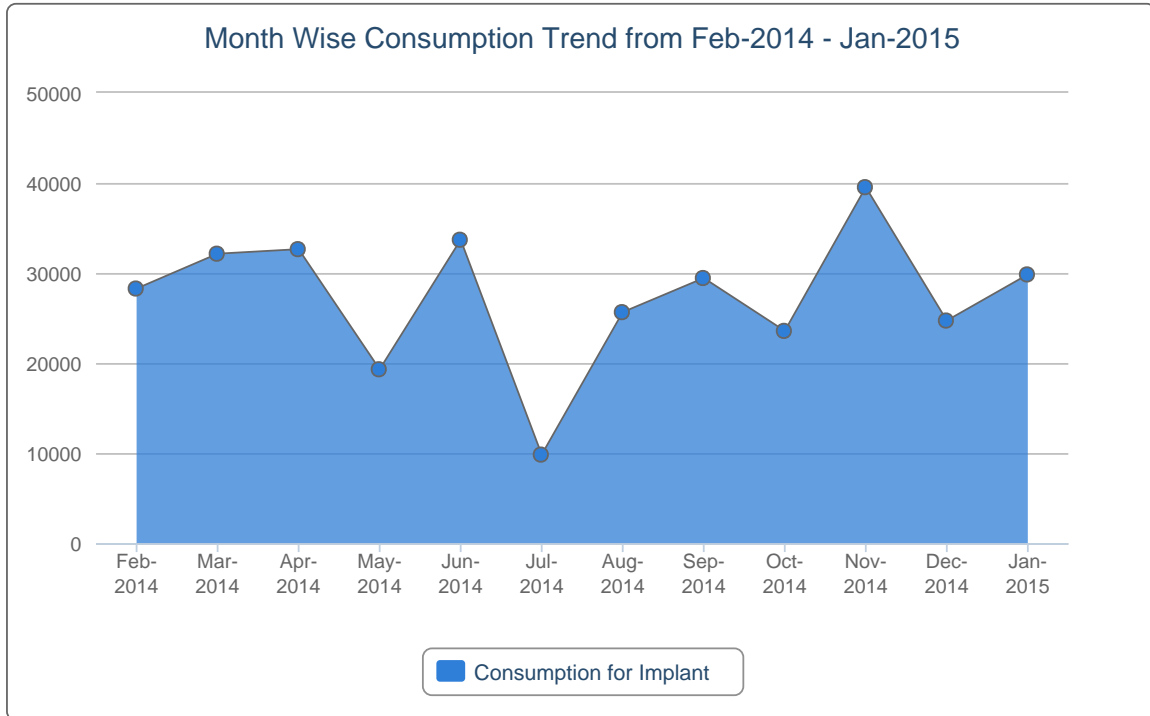
7(c).



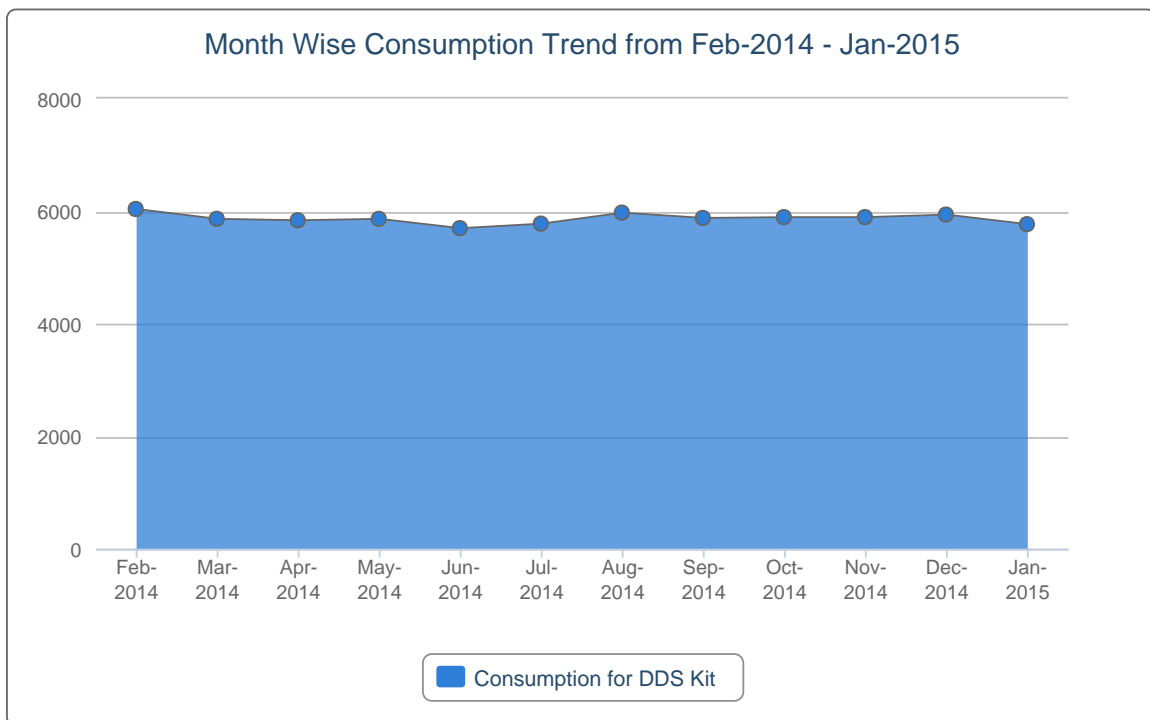
7(d).



7(e).



7(f).



8. Report on Upazila and Warehouse Having Stock Out in last month

SL	Products Name	No of Stockout WH	% of Stockout WH	No of Stockout Upazila Store	% of Stockout Upazila Store	No of Stockout Upazila Field	% of Stockout Upazila Field
1	Condom	0	0%	2	0%	0	0%
2	Shukhi	0	0%	2	0%	0	0%
3	IUD	1	5%	18	4%	0	0%
4	Injectables	0	0%	7	1%	0	0%
5	Implant	0	0%	0	0%	8	2%
6	DDS Kits	0	0%	29	6%	0	0%

List of Stock Out Warehouse

SL	Commodity	Warehouse	Phone
1	IUD	Rangamati RWH	01711146922

List of StockOut Upazilas

Commodity	Warehouse	District	Upazila	Phone
Condom	Dhaka CWH	Narayanganj	Bandar, Narayanganj	01715028167
	Rangpur RWH	Nilphamari	Kishoreganj, Nilphamari	01716218302
Shukhi	Comilla RWH	Chandpur	Matlab Uttar, Chandpur	01716124801
	Dhaka CWH	Narsingdi	Palash, Narsingdi	01712-078301
IUD	Bhola RWH	Bhola	Bhola Sadar, Bhola	01716-898976
	Bogra RWH	Bogra	Nandigram, Bogra	01746324179
	Chittagong RWH	Chittagong	Lohagara, Chittagong	01715729153
	Chittagong RWH	Chittagong	Sitakunda, Chittagong	01815130388
	Chittagong RWH	Khagrachari	Lakshmichhari, Khagrachhari	01553789852
	Chittagong RWH	Khagrachari	Panchhari, Khagrachhari	01552548569
	Faridpur RWH	Barisal	Babuganj, Barisal	01558-446414
	Jessore RWH	Jessore	Sharsha, Jessore	01718-470208
	Kushtia RWH	Chuadanga	Jiban Nagar, Chuadanga	01712-484953
	Mymensingh RWH	Kishoregonj	Bajitpur, Kishoregonj	01717564107
	Noakhali RWH	Lakshmipur	Ramgati, Lakshmipur	01735-004073
	Patuakhali RWH	Patuakhali	Dumki, Patuakhali	01715-041439
	Patuakhali RWH	Patuakhali	Kalapara, Patuakhali	01715-041439
	Rajshahi RWH	Natore	Bagatipara, Natore	01711013783
	Rajshahi RWH	Natore	Gurudaspur, Natore	01712897122
	Rangpur RWH	Lalmonirhat	Lalmonirhat Sadar, Lalmonirhat	01712846958
Sylhet RWH	Moulavibazar	Juri, Maulvibazar	01715389142	
Sylhet RWH	Sylhet	Kanaighat, Sylhet	01199303670	

Injectables	Chittagong RWH	Khagrachari	Panchhari, Khagrachhari	01552548569
	Dhaka CWH	Dhaka	Keraniganj, Dhaka	01711161931
	Dhaka CWH	Narsingdi	Palash, Narsingdi	01712-078301
	Pabna RWH	Pabna	Faridpur, Pabna	01730-711226
	Pabna RWH	Sirajganj	Kamarkhanda, Sirajganj	01716-960509
	Rajshahi RWH	Natore	Gurudaspur, Natore	01712897122
	Tangail RWH	Tangail	Kalihati, Tangail	01913617355
	DDS Kits	Bhola RWH	Barisal	Muladi, Barisal
Bogra RWH		Naogaon	Raninagar, Naogaon	01913286025
Comilla RWH		Comilla	Daudkandi, Comilla	01711172322
Dhaka CWH		Dhaka	Keraniganj, Dhaka	01711161931
Dhaka CWH		Dhaka	Mirpur, Dhaka	, 01711209452
Dhaka CWH		Manikganj	Saturia, Manikganj	01718-698548
Dhaka CWH		Munshiganj	Sreenagar, Munshiganj	01726-663784
Dhaka CWH		Narayanganj	Bandar, Narayanganj	01715028167
Faridpur RWH		Barisal	Babuganj, Barisal	01558-446414
Faridpur RWH		Barisal	Wazirpur, Barisal	01711115202
Faridpur RWH		Gopalganj	Kotalipara, Gopalganj	01716-381122
Faridpur RWH		Gopalganj	Tungipara, Gopalganj	01553-452600
Faridpur RWH		Madaripur	Shib Char, Madaripur	01714-234479
Jamalpur RWH		Jamalpur	Bakshiganj, Jamalpur	01716173833
Jessore RWH		Magura	Sreepur, Magura	01710-328895
Khulna RWH		Jhalokati	Rajapur, Jhalokati	01717-171477
Khulna RWH		Satkhira	Satkhira Sadar, Satkhira	01716-538329
Kushtia RWH		Kushtia	Kumarkhali, Kushtia	01715-026650
Kushtia RWH		Meherpur	Gangni, Meherpur	01712-137050
Mymensingh RWH		Kishorganj	Tarail, Kishoreganj	01716466039
Mymensingh RWH		Mymensingh	Muktagachha, Mymensingh	01718754336
Mymensingh RWH		Netrakona	Madan, Netrakona	01917101710
Mymensingh RWH		Netrokona	Netrakona Sadar, Netrokona	01913994926
Noakhali RWH		Feni	Daganbhuiyan, Feni	01771433550
Noakhali RWH		Noakhali	Begumganj, Noakhali	01712962775
Noakhali RWH		Noakhali	Noakhali Sadar, Noakhali	01711375054
Noakhali RWH		Noakhali	Sonaimuri, Noakhali	01726264677
Pabna RWH		Sirajganj	Sirajganj Sadar, Sirajganj	01718-360861
Pabna RWH		Sirajganj	Tarash, Sirajganj	01735-622888



This report is generated with the financial support of USAID and the technical assistance from Systems for Improved Access to Pharmaceuticals and Services (SIAPS), implemented by Management Sciences for Health-MSH.

If you need more information, please visit at <http://www.dgfplmis.org>