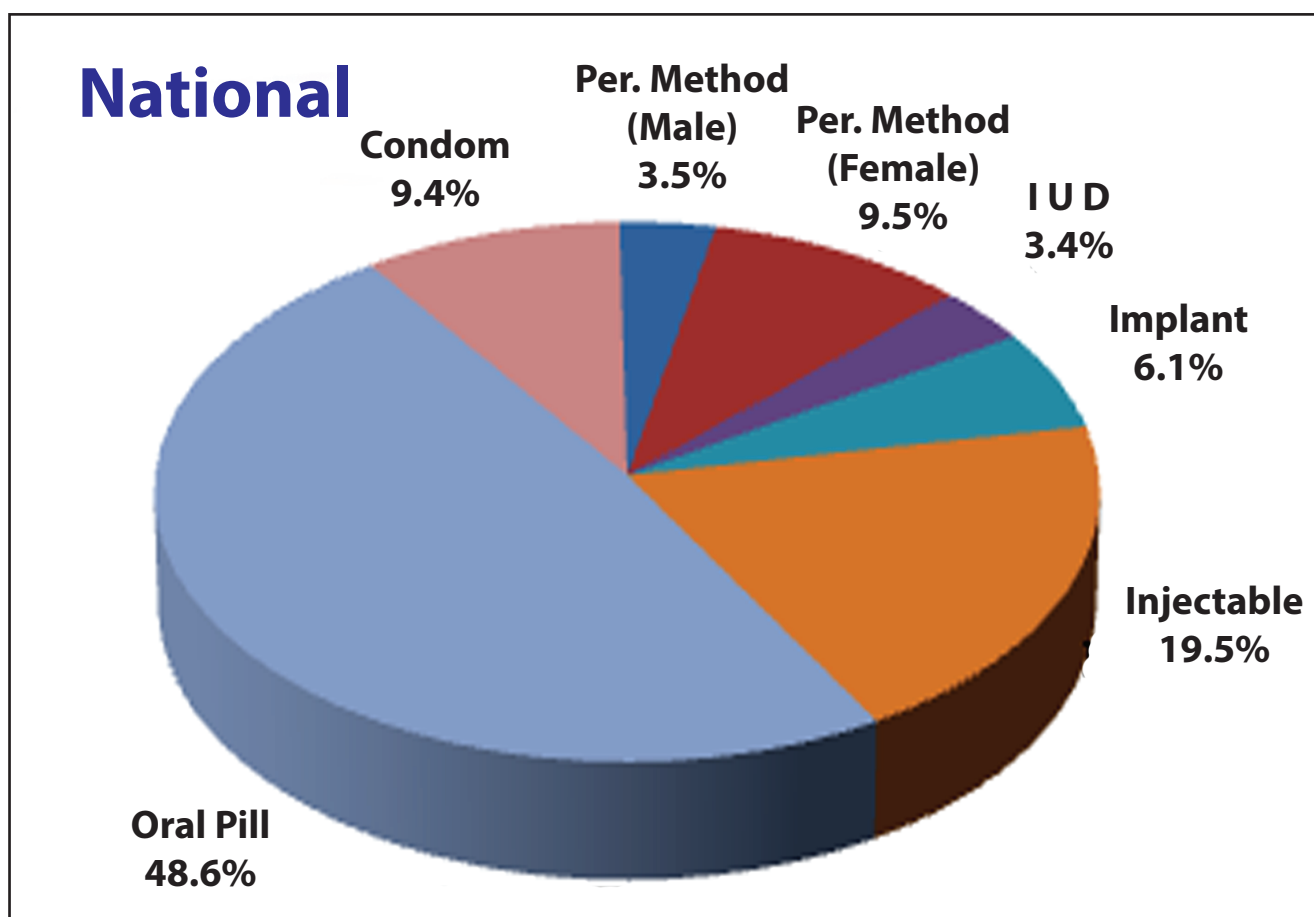


ছেলে হোক, মেয়ে হোক
দু'টি সন্তানই যথেষ্ট

MONTHLY REPORT ON FAMILY PLANNING, MATERNAL & CHILD HEALTH, REPRODUCTIVE HEALTH AND NUTRITION SERVICES October 2021

Method-Mix for the month of October 2021



Management Information System (MIS) Unit
Directorate General of Family Planning
6 Kawran Bazar, Dhaka-1215

www.dgfpmis.org



Preface

I am very much delighted to publish the monthly report of October/2021 of Management Information System (MIS) of Directorate General of Family Planning (DGFP). This monthly report displays our continuous effort to preserve quality data which can be used as a major tool kit for better management and evidence based decision making. The report consists of several information on demographic data associated with family planning, maternal & child health, reproductive health and nutrition services across the country. The report is a regular monthly issue designed to incorporate monthly service statistical progress at district and upazila level.

MIS Unit of Directorate General of Family Planning consists of three sub systems namely Service Statistics (SS), Logistic Management Information System (LMIS) and Human Resource Information System (HRIS). In the year 2011, MIS Unit has developed web-based software to collect, collate and compile service statistics from field level. Online reporting is already an established system at upazila level and we have a plan to scale up e-MIS report at all administrative tiers across the country under 4th sector program.

It is important to mention that this monthly report provides mainly service statistics information received from field workers, service delivery points and NGOs. Generally, the objectives of MIS are to develop and strengthen reliable information management system. We are hopeful that this report will help the users at all levels to compare and analyze the latest information on family planning, maternal, child and adolescent health.

Finally, I convey my sincere thanks to the personnel of MIS Unit who have made diligent effort to prepare this report in time. I cordially request all the users of this monthly report to provide their valuable suggestions and feedback (if any) through the e-mail address (dirmis@dgfp.gov.bd) for its further improvement.

Khan Md. Rezaul Karim
Joint Secretary, MEFWD

And

Director (MIS) & Line Director
Directorate General of Family Planning

Table of Contents

<u>Sl. No</u>	<u>Contents</u>	<u>Page #</u>
1.	At a glance of FP Performance for the month of September 2021 and October 2021.....	02
2.	At a glance of the MCH and Reproductive Health Services for the month September.'21 and October.'21...	03
3.	At a glance of the Nutrition services for the month of September 2021 and October 2021.....	04
4.	Introduction	05
5.	Family Planning Performance (CAR Related)	05
6.	MCH Performance	05
7.	Nutrition Programs of the Directorate General of Family Planning	06
8.	Highlights October 2021.....	06
9.	Table Analysis	07
10.	Remarks	09
11.	Clarification about some information	09
12.	Highest and Lowest Performing districts in clinical methods	10
13.	National Projection, Performance and Achievement Rate of Contraceptive Methods	11
14.	List of Division according to descending order of Achievement Rate against their projections of Clinical Methods for the period July 2021 to October 2021.....	11
15.	List of 3(three) districts achieved the highest Achievement Rate of Clinical Methods against their Projections for the period July 2021 to October 2021.....	11
16.	List of 3(three) districts achieved the lowest Achievement Rate of Clinical Methods against their Projections for the period July'20 to October'21	11
17.	Comparative Statement of contraceptives performance for the period between July 20 to October 20 and July 21 to October 21.....	12
18.	Performance & Distribution of Contraceptives by Method for the month of September 21 to October 21	12
19.	Contribution of Government, NGOs and Multisectors in respect of Contraceptive Performance during October 2021.....	12
21.	Division wise and NGOs and Multisectors wise Contraceptive Performance for the month of October	13
21.	District wise Projection, Performance and Achievement Rate of Permanent and Long Acting Methods	17
22.	District wise Projection, Performance and Achievement Rate of Short Acting Methods	19
23.	Method wise Users (Normal & Postpartum as Old, New, Dropout, Postpartum Expire) and CAR by District at the end of October 2021.....	21
24.	Number of New and Total Acceptors up to the end of September 2021 and October 2021.....	33
25.	CAR (%) by Division up to the end of September 2021 and October 2021.....	33
26.	District by Range of CAR up to the end of October 2021.....	34
27.	District by Range of CAR up to the end of October 2021.....	34
28.	List of Upaziala achieved CAR >70% up to the end of October 2021.....	35
29.	List of Upaziala achieved CAR 60-70% up to the end of October 2021.....	38
30.	Method wise numbers of Dropout and Switch Over by Division up to the end of September'21 and October'21	39
31.	Contraceptive acceptors and acceptance Rate by Division up to the end of September'21 and October'21....	39
32.	Status of Contraceptive Method-Mix based on CAR at the end of the month of October 2021.	39
33.	Pie-Chart of Method-Mix for the month of October 2021.....	40
34.	Performance by type of MCH services for the month of September'21 and October'21	41
35.	Performance by type of Nutrition services for the month of September'21 and October'21.....	42
36.	Summary of the Couples and Acceptors by Month since October 2021...	43
37.	Performance of RH-EOC of MCWCs, MCHTI & MFSTC for the month of October 2021.....	45
38.	City Corporation wise Contraceptive Acceptors and Acceptance Rate(CAR) (Partial) at the end of the month of October 2021.....	47

At a glance of the FP Performance for the Month of September 2021 and October 2021

Indicators	September	October
Numbers of Total Eligible Couple (Including Part of the city Corporation)	27768889	27773165
Numbers of Total Acceptors (Including Part of the city Corporation)	21812635	21817013
CAR(%) (Contraceptive Acceptance Rate)	78.55	78.55
Method specific acceptors (Cumulative) :		
Permanent Method (Male) Postpartum	2630	2982
Permanent Method (Male)	738032	737045
Permanent Method (Female) Postpartum	85027	86303
Permanent Method (Female)	2089598	2090020
Permanent Method (Total)	2827630	2827065
IUD (Postpartum Users)	32647	32994
IUD (Total Users)	732451	731011
Implant (Postpartum Users)	85472	86821
Implant (Total Users)	1403030	1408159
Injectable (Postpartum Acceptors)	188384	189021
Injectable (Total Acceptors)	4222919	4220802
Oral Pill (Postpartum Acceptors)	570341	572062
Oral Pill (Total Acceptors)	10565372	10567576
Condom (Postpartum Acceptors)	165646	166477
Condom (Total Acceptors)	2061233	2062400
Method specific new acceptors :		
Permanent Method (Male)	1018	1415
Permanent Method (Female)	6695	6362
Permanent Method (Total)	7713	7777
IUD (New Users)	6905	6696
Implant (New Users)	23797	24324
Injectable (New Acceptors)	52430	50760
Oral Pill (New Acceptors)	104483	103746
Condom (New Acceptors)	38653	37668
Number of Districts reported	64	64
Number of Upazilas reported	491	491
Range of CAR (%)	No. of Districts	
	September	October
00 - 59	0	0
60 - 69	1	1
70 & above	63	63
Contraceptive performance and distribution by methods (Absolute Performance) :		
Permanent Method (Male - cases)	2268	2336
Permanent Method (Female - cases)	6877	6950
Permanent Method (Total - cases)	9145	9286
IUD (Nos.)	12133	11861
Implant (Nos.)	32316	31467
Injectable (Doses)	804103	782039
Oral Pill (Cycles)	4757158	4722542
Condom (Pieces)	8069507	7827713

At a glance of the MCH and Reproductive Health Services for the Month of September 2021 and October 2021

Services		September.'21	October.'21
Number of Pregnant Women		930659	933774
Number of High Risk/Complicated Pregnant Mother		5254	5430
Antenatal Care	1st visit (Within 4 Month)	183076	167983
	2nd visit (within 6 Month)	125554	124811
	3rd visit (within 8 Month)	99074	97300
	4th visit (within 9 Month)	86145	83978
Institutional Delivery (MCHTI, MFSTC, FWVTI-Raj, MCWC, UHC, UH&FWC &NGOClinics)	Normal	48087	49395
	C-section	44014	45246
	Total Delivery	92101	94641
Non-institutional Delivery	At Home by Trained Persons	30281	30769
	At Home by Non-Trained Persons	10671	10982
	Total Delivery	40952	41751
*Total Live Births		109424	111679
Postnatal Care	PNC-1 (within 24 Hour)	43093	43822
	PNC-2 (within 2-3 day)	38563	39739
	PNC-3 (within 7-4 day)	40291	45199
	PNC-4 (within 42-48 day)	46724	46370
Postnatal care by trained person till two days in Home Delivery		4856	5052
No. of uses 7.1% chlorhexidine digluconate for umbilical cord care		41517	39768
TT for Woman (5-49)	1st dose	109525	109123
	2nd dose	110422	109017
	3rd dose	116808	109152
	4th dose	105212	103178
	5th dose	102775	102672
Immunization	BCG	141084	144688
	PCV-1	148992	153933
	PCV-2	142083	146858
	PCV-3	187230	148963
	MR Vaccine 1st Dose	136857	135323
	MR Vaccine 2nd Dose	125128	127625
Number of ECP acceptors		8515	7903
Number of MR done (Both Govt. & NGOs)		1459	1475
General Treatment		2502932	2390482
Still Births (including MCHTI, MFSTC & FWVTI-Raj)		324	288
Death	Neonatal death (0-28 days)	297	418
	Infant Death (29Days to below 1Year)	101	105
	Child Death (1 - <5 year)	20	15
	Maternal Death	65	90
	Other Death	26693	24943
	Total	27201	25571
No. of Health Education in UH&FWC		8539	8188

* Live births conducted at Govt. MCH, DH, MCWC, UHC, UH&FWC, NGOs & Home. The information is collected by FWA through field visit.

At a glance of the Nutrition services for the Month of September 2021 and October 2021

Services		Performance	
		September.'21	October.'21
Nutrition Services for Pregnant Women, 0-59 months aged child and Mother	Counseling on IYCF, IFA, Vitamin-A and Hand washinh	716153	712624
	Number of mother Received IFA & Calcium Tablet	155402	155793
	Received MNP Sachet (6-23 months)	18230	19350
	Exclusive Breast feeding up to 6 months	182866	180998
	Complimentary feeding after 6 months	195216	213471
	Feeding Tablet Vitamin A (6-59months Child)	4513	3077
	Received Tablet anti-helminthics (24-59months Child)	46185	47086
	Feeding Zink pill with ORS suffering form diarrhoea	5505	4313
	Identifying Suffering from MAM	9078	11096
	Suffering from SAM & Referred	2318	1738
	Identifying Child Stunting	3732	4083
	Identifying Child Wasting	3998	3518
	Identifying Child Under weight	3548	3749

SUMMARY

Introduction

Bangladesh is divided into eight administrative divisions: Dhaka, Chattogram, Rajshahi, Khulna, Barishal, Sylhet, Rangpur and Mymensingh. Each division is divided into several districts and each district into several upazilas. Each urban area in an upazila is divided into wards. Upazilas are divided into Union Parishads (UPs) and Poursavas. These divisions allow the country as a whole to be separated into rural and urban areas. Management Information System (MIS) has been operational under the Directorate General of Family Planning (DGFP) for a long time. The report of the Contraceptive Performance, MCH, Reproductive Health and Nutrition services is used to be published each month from MIS Unit on the basis of Service Statistics received from the field workers, service delivery clinics and NGOs. Erstwhile Family Welfare Register, however, is the principal source of performance statistics. This report is prepared on the basis of FWA Registers (9th Edition) and Clinic Report. Most of the FWAs visit their working area once in every two months. It is a continuous process. FWA register is modified/updated in every three years.

There is a reporting system to collect the information from the field. MIS Reporting Form-1 is filled up by the FWAs and submitted the same to FPIs. FPI fills up the MIS reporting Form-2 by compiling of all the FWAs (MIS Form-1) report and submits to UFPO office. MIS reporting Form-3 (clinical) is filled up by MO (clinic)/ (MCH-FP)/ (FW)/SACMO/ FWV and is submitted to UFPO office. NGOs of the respective area submit their report to UFPO office through MIS reporting Form-2 and 3 as their requirement. All the reporting Form-2 and 3 are compiled by UFPO office and filled up reporting Form-4 (union wise) and is entered in online web based software (SS). District FP Office reviews and submits that report. It provides information of contraceptive use status of eligible couples and different types of MCH, Reproductive Health and Nutrition services. MIS performance report is primarily used by different level of program managers and supervisors engaged in implementing the Family Planning, MCH, RH and Nutrition program in the country. Besides, different policy makers, decision makers, donor agencies, Development Partners, researchers and other users also use this report.

Family Planning Performance (CAR related):

Performance reports of October 2021 have been received from all the 64 districts of the country. During the month of October 2021 total numbers of eligible couple were found to be as 27773165 against 27768889 in the previous month. Performances of NGOs are also included in the report as reported by the Upazila Offices. A total of acceptors are 21817013 reported in the month of October'21 as against 21812635 in September'21. The Contraceptive Acceptance Rate (CAR) achieved at the end of the reporting month for six modern methods (Permanent Method, IUD, Implant, Injectable, Oral Pill and Condom) is 78.55% which was 78.55 % in September'21. Method Specific Acceptors (Cumulative), Method Specific New Acceptors and Contraceptive distribution by Methods are shown in the summary sheet. It October be noted that the contraceptive acceptance rate is an estimate, based on the client contact and the status of contraceptive acceptance as reported by the field workers based on the entries made in the FWA register. The Contraceptive Prevalence Rate (CPR), on the other hand, is based on periodic surveys that are made on precise statistical procedures.

The acceptance rate is a tentative rate and varies from month to month because of reporting status and coverage. This rate is usually higher than the Contraceptive Prevalence Rate (CPR). CAR is generally used to monitor as a management tool 'on-going' program performance in the country. It is not so much used to evaluate the program impact or goals, which is done by periodical scientific surveys.

MCH Performance:

In the month of October'21, 933774 pregnant women have been registered. Total number of 5,430 pregnant women referred to hospital for their complications. Dose-wise TT for Women (15-49 yrs.) and OPV & Pentavalent vaccines were shown in the summary sheet. BCG vaccines were given to 144688 infants during October'21. Visit-wise Antenatal Care is also shown in the summary sheet both of September 2021 and October 2021. Postnatal Care is shown in the summary sheet both September 2021 and October 2021. Number of delivery conducted by the clinics is 94641. Total numbers of delivery at home 30769 by trained personnel and 10982 by non-trained personnel. Still Birth is recorded 288 in October'21 and in the previous month it was 324. Neo-natal deaths (0-28 days) & Infant deaths (29 days-<1yr.) are recorded to be 418 and 105 in the month of October'21 where these were 297 and 101 in September'21 respectively. A total of 15 child-deaths (1-<5 yrs.) have been reported in the month of October'21 as against 20 in September. Maternal deaths were reported 90 during the month of October'21 which was 65 in September'21. The other deaths were reported 24943 in October'21 but in September'21 the number of such deaths was 26693. General treatments were rendered to 2390482 and 2502932 patients in the month of October'21 and September'21 respectively. In October'21 number of ECP acceptors was 7903 but in September'21 it was 8512. MR done in the reporting month is 1475 but in September'21 it was 1459. Performance of MCHTI, MFSTC, MCWCs and FWVTI-Rajshahi is also included in the report.

Nutrition Programs of the Directorate General of Family Planning

Country wide nutrition service is going on through National Nutrition Services (NNS) Operational Plan of DGHS under Health Services Division of MOHFW. DGFP is also playing vital role for implementation of nutrition services whole over the country and is rendering nutrition services at field level where activities like MCH services, Adolescent and Family Planning Program is going on. By this time coordination with IPHN and cooperation with "Global Alliance for Improved Nutrition (GAIN), UNICEF and Alive & Thrive" comprehensive nutrition services are running in 91 upazillas of 11 districts through MCH Services Unit of DGFP.

Highlights October 2021

- a) National Contraceptive Acceptance Rate (CAR) based on visited eligible Couples 27773165 is found to be 78.55%. Rajshahi division has achieved the highest acceptance rate 81.36%, followed by Khulna division 80.09%. The CAR is found to be 79.95% achieved in Rangpur division. The Contraceptive Acceptance Rate has been found to be rather low in Mymensingh 79.34%, Barishal 79.16%, Dhaka 77.32%, Sylhet 77.31% and Chattogram 75.40%.

The highest numbers of Acceptors 4250429 have been reported from Dhaka division followed by 3887021 in Chattogram division, Rajshahi division reported 3475877 acceptors. Acceptors size is however, found much smaller in Rangpur, Khulna, Mymensingh and Sylhet which are 2888979, 2803663, 1830921 and 1361008 respectively and in Barishal division it is 1319115.

- b) Out of 64 reporting districts, 63 districts have reported contraceptive acceptance rate of 70 percent and above, 1 district has reported CAR of 60 - 69 percent and no district has reported CAR of < 59 percent.
- c) Out of 491 Upazilas 486 Upazilashave reported CAR at the level >70% and 5 Upazilas have reported CAR level 50-70 percent.

According to the performance of the reporting month (October,21) Joypurhat district recorded the highest achievement rate 165.2%. Sylhet district has got the 2nd place with 153.7% and Chuadanga district has secured the 3rd position with 150.8% of permanent method. Sherpur district has achieved first position with achievement rate 223.5%; Khagrachhari district has got the 2nd position with achievement rate 129.6% and Chattogram district has recorded the 3rd position with achievement rate 127.4% in IUD. In Implant Satkhira district has recorded the highest achievement rate with 165.2%, Tangail district has placed in 2nd position with achievement rate 142.2% and Chattogram district has got the 3rd position with achievement rate 139.1%.

- d) (Table 21) In October National Nutrition services information collected by FP workers are as follows: Number of 155793 mothers received IFA, No. of 180998 babies (up to 6 months) exclusive breast feeding and No. Of 213471 children (6-23 months) feeding complementary foods. No. of 11096 children suffering from MAM and 1738 suffering from SAM and referred. No. of Children Stunting, wasting and under weight are 4083, 3518 and 3749 respectively.

Table Analysis:

Table 1: Shows contraceptive performance and Achievement Rate in respect of Permanent, Long Acting and Short Acting methods for the reporting month (October'21) and reporting period (July'21 to October'21) against their respective projections. In the reporting month the achievement rates of Permanent method (Male) 34.8%, Permanent method (Female) 62.4% and Permanent method (Total) 52.0%, IUD 53.7%, Implant 83.9%, Injectable 44.5%, Oral Pill 34.9% and Condom 32.3%. From July'21 to October'21 the achievement rates of Permanent method (Male) 25.5%, Permanent method (Female) 52.9% and Permanent method (Total) 42.6%, IUD 53.5%, Implant 66.7%, Injectable 44.4%, Oral Pill 34.9% and Condom 32.0%.

Table 2: Shows the divisions according to descending order of achievement rate against their projection of Permanent and Long Acting methods for the period July'21 to October'21.

Table 3: Showing the 3(three) districts which achieved the highest achievement rate against Permanent and Long Acting methods of their projections for the period July'21 to October'21.

Table 4: Shows 3(three) districts which achieved the lowest achievement rate of Permanent and Long Acting methods against their projections for the period July'21 to October'21.

Table 5: Comparative statement of contraceptive performance against their projection between the period July'20 to October'20 and July'21 to October'21. The Achievement Rate of Permanent Method (Male) was 25.5% in the period of July'20 to October'20 but it shows the lower rate 23.5% in the current period. So it is decrease 2.0% than that of July'20 to October'20. Permanent Method (Female) was 52.9% in the period July'20 to October'20 but it shows the higher rate 57.2% in the current period. So it is 4.2% increase than that of July'20 to October'20. Permanent Method (Total) was 42.6% in the period July'20 to October'20, but it shows the higher rate 44.5% in the current period. So it is 1.9% increase than that of July'20 to October'20. IUD achieved the 53.5% in the reporting period July'20 to October'20 but it shows the lower rate 46.5% in the current period. So it is 7.0% decrease than that of July'20 to October'20. Implant achieved the 66.7% in the reporting period July'20 to October'20 but it shows the higher rate 72.8% in the current period. So it is 6.1% increase than that of July'20 to October'20. Injectable achieved the 44.7% in the reporting period July'20 to October'20 but in the current period it shows 44.9%. So Injectable is increase 0.3% than that of July'20 to October'20. Oral Pill achieved the 35.1% in the reporting period July'20 to October'20 but in the current period (July'21 to October'21) it shows 42.1%. In case of Oral Pill 7.0% increase than that of July'20 to October'20. In case of Condom it achieved 32.3% in the reporting period July'20 to October'20 but in the current period (July'21 to October'21) it shows 33.0%, which is 0.7% increase than that of July'20 to October'20.

Table 6: Comparative status of performance and distribution of contraceptive by methods for the month of September'21 and October'21 based on field worker's report. In comparison with that of previous month Permanent Method (male) 3.0%, Permanent Method (Female) 1.1%, Overall Permanent Method (Total) 1.5%, IUD -2.2%, Implant -2.6%, Injectable -2.7% Oral Pill -0.7% and Condom -3.0%.

Table 7: Shows the share of Government and NGOs and Multisectors by methods in the overall National performance. Government sector has contributed 54.2% in Permanent Method (Male), 85.5% in Permanent Method (Female), 77.6% in Permanent Method (Total), 85.5% in IUD, 92.7% in Implant, 87.8% in Injectable, 91.9% in Oral Pill and 84.2% in Condom in the reporting month October'21. On the other hand NGOs and Multisectors have contributed 45.8% in Permanent Method (Male), 14.5% in Permanent Method (Female), 22.4% in Permanent Method (Total), in IUD 14.5%, in Implant 7.3%, in Injectable 12.2%, in Oral Pill 8.1% and in Condom 15.8% in the reporting month October'21.

Table 8: Division wise and NGOs & Multisectoral wise Contraceptive Performance for the month of October'21 are shown in this table. BAVS of Dhaka Division is in the highest position, BAVS of Chittagong Division is in the next and BAVS of Rajshahi Division is in the 3rd position in Permanent method. By NGOs and Multisectorals performance of Total Permanent methods are 2080 in the reporting month, in which Males are 1069 and Females are 1011. Total IUD and Implant 1717 and 2288 are inserted in the reporting month October'21. Injectable 95526 vials, Oral Pill 384716 cycles and 1240541 of Condom are distributed by NGOs and Multisectorals in the reporting month.

Table 9: Shows the projection, performance and achievement rates of Permanent and Long Acting methods in the reporting month October'21 and in the reporting period July'21 to October'21. In the reporting month Joypurhat district has achieved the highest achievement rate of 165.2% and Sylhet district is the next highest with 153.7% in Permanent Method. In the reporting month Sherpur district has achieved the highest achievement rate of 223.5% and Khagrachhari district is the next highest with 129.6% in IUD. In the reporting month Satkhira district has achieved the highest achievement rate of 165.2% in Implant and Tangail district has achieved the next second highest achievement rate with 142.2%. On the other hand, in the reporting period July'21 to October'21 Dinajpur district has achieved the highest achievement rate of 116.0% in Permanent Method, Sherpur district has achieved the highest achievement rate of 226.5% in IUD and Tangail district has achieved the highest achievement rate of 126.1% in Implant.

Table 10: Shows the projection, performance and achievement rates of Short Acting methods in the reporting month October'21 and in the reporting period July 21 to October'21. In the reporting month Bhola district has achieved the highest achievement rate of 123.0% and Sherpur district is the next highest with 112.3% in Injectable method. Rangamati district has achieved the highest achievement rate of 71.9% in Oral Pill. Sherpur district has achieved the highest achievement rate of 92.3% in Condom. From July'21 to October'21 Bhola district has achieved the highest achievement rate of 120.1% and Sherpur district is the next highest with 111.1% in Injectable, Rangamati district has achieved the highest achievement rate of 71.2% in Oral Pill and Sherpur district has achieved the highest achievement rate of 94.1% in Condom.

Table 11: This table shows the Old acceptors, new acceptors and dropout (No method & switch over) cases by districts in the reporting month (October'2021). This table is prepared on the basis of CAR report.

Table 12: This table shows the new and total acceptors of the current month in comparison with that of the previous month. The new acceptors of all the methods-, Permanent Method(Male), Permanent Method(Total) have shown decreasing trend but Permanent Method(Female) IUD, Injectable, Oral Pill, Condom and Implant have shown increasing trend. New acceptors are shown depending on the field workers report which collects from their visiting areas. In case of total acceptors Permanent Method (Male), Permanent Method (Female), Permanent Method (Total) IUD, Implant, Injectable, Oral Pill and Condom have shown increasing trend.

Table 13: This table shows that Rajshahi division had recorded the highest CAR of 81.36%, next Khulna division 80.09%, Rangpur division 79.95%, Mymensingh division 79.34%, Barishal division 79.16%, Sylhet division 77.31%, Dhaka division 77.32% and Chattogram division 75.40% in the reporting month October'21. Graph-1 shows the division wise CAR for the current month and graph-2 shows the division wise CAR for the current month in comparison with that of previous month.

Table 14: Shows that 63 districts have achieved CAR level of 70.0% and above where 1 district has achieved CAR between 60%-69% and no district has achieved CAR between 0-59% in the reporting month October'21. The graph also shows the same in comparison with previous month.

Table 15: List of 486 upazilas among the 491, which have achieved CAR >70.0% in the reporting month.

Table 16: List of 5 upazilas which have achieved CAR 60-70% in the reporting month. Graph shows that 485 upazilas out of 490 have achieved CAR level >70%, 4 upazilas have achieved CAR level 60%-70% and 1 upazila has achieved CAR level <60% in the current month. There is graphical presentation is also showing both of September'21 and October'21.

Table 17: Shows the dropout and switch over by method and by division for the month of October, 21.

Table 18:This table shows the Division-wise comparison of Couples, Contraceptive Acceptors and the Acceptance Rate up to the end of October'21.

Table 19:This table shows the contraceptive method mix by division for the month of October'21.

Pie Charts are showing the national and division wise Method-Mix for the month of October'21.

Table 21:This table shows the performance of MCH and Reproductive Health Services during the month of September'21 and October'21.

Table 21:This table shows the performance of Nutrition Services for the month September'21 and October'21 collected by family planning workers.

Annex A:Annex- A shows comparative summary key performances since May 2021 to October'21.

Annex C:City Corporation wise Contraceptive Acceptors and Acceptance Rate(CAR) (Partial) at the end of the month of October'21.

Clarification about the information of summary sheet, table-2 and table-3:

Method Specific Acceptors:

In the summary sheet, Method Specific Acceptors is shown based on the field workers' (FWA) visit of the reporting month and also the previous month. These are the cumulative figure which includes previous month's acceptors and reporting month's new acceptors collected by the field workers within their working areas.

Contraceptive distribution by Method:

In the summary sheet, Contraceptive Performance by Method is prepared based on the performance and distribution of the reporting month. These figures are actual performance of the reporting month which is not comparable with the information written in method specific acceptors.

Table- 9, Table-10 and Table-11

Performance shown in the table-9 and 10 is the actual performance of the respective month but the new acceptors shown in the table-11 October not be the performance done in the same month. It October happen that the new acceptors accepted method in the previous month but field workers had shown that case in the next month due to their rounding schedule. So the performance of table-9, table-10 will not be the comparable with the new acceptor of table-11.

Clarification about the information of MCH and Reproductive Health Services:

- Information shown against 'delivery' which were done in MCHTI, MFSTC, MCWCs, UHCs & UH&FWCs is collected through the MIS reporting Form-3. This record is only for DGFP concerned facilities. Deliveries conducted in District Hospitals, Medical Colleges, Private Clinics and performances in the City Corporation (partial) are not included.
- Information shown against the 'live births' conducted at Govt. MCH, DH, MCWC, UHC, UH&FWC, NGOs & Homes is collected by FWAs through field visit. Field workers visit their units monthly and they submit their reports in every month.

Highest and Lowest performing districts in clinical methods

Highest performing 3(three) districts in the Month of October'21

Permanent Method				IUD				Implant			
District	Yearly Projec.	Ach. In Reporting Month	Ach. Rate (%)	District	Yearly Projec	Ach. In Reporting Month	Ach. Rate (%)	District	Yearly Projec	Ach. In Reporting Month	Ach. Rate (%)
Joipurhat	879	121	165.2	Sherpur	1750	326	223.5	Satkhira	3800	523	165.2
Sylhet	2202	282	153.7	Khagrachhari	1380	149	129.6	Tangail	6500	770	142.2
Chuadanga	1289	162	150.8	Chattogram	7800	828	127.4	Chattogram	13600	1576	139.1

Congratulations: We congratulate the districts for their better performance in clinical methods against projections. We hope the officers and staffs who are involved with the activities will continue their better performance in future.

Lowest performing 3(three) districts in the Month of October'21

Permanent Method				IUD				Implant			
District	Yearly Projec	Ach. In Reporting Month	Ach. Rate (%)	District	Yearly Projec	Ach. In Reporting Month	Ach. Rate (%)	District	Yearly Projec	Ach. In Reporting Month	Ach. Rate (%)
Rangamati	1965	3	1.8	Narail	1250	12	11.5	Jamalpur	7500	175	28.0
Kurigram	12381	51	4.9	Jamalpur	3500	38	13.0	Moulavibazar	5520	133	28.9
Laxmipur	16307	74	5.4	Rajshahi	8500	105	14.8	Gazipur	7500	205	32.8

Unsatisfactory Performance: We are sorry for their unsatisfactory low performance in clinical methods against projections. We hope the officers and staffs are involved with the activities will try to overcome from this type of un-satisfactory performance in future.

Table-1: National Projection, Performance and Achievement Rate of Contraceptive Methods

Methods	Yearly Projection (2021-22)	Reporting Month		July'21 to October'21	
		Performance (in CYP)	Achi. Rate (%)	Performance (in CYP)	Achi. Rate(%)
Permanent Method (Male)	80667	2336	34.8	6856	25.5
Permanent Method (Female)	133707	6950	62.4	23590	52.9
Permanent Method (Total)	214374	9286	52.0	30446	42.6
IUD	265000	11861	53.7	47301	53.5
Implant	450000	31467	83.9	100072	66.7
Injectables	5269465	195510	44.5	779258	44.4
Oral Pill	10816268	314836	34.9	1257525	34.9
Condom	1941381	52185	32.3	207318	32.0

Table-2: List of Divisions according to descending order of Achievement Rate against their projections of Clinical Methods for the period July 2021 to October 2021

Sl. No.	Permanent Method (Cases)				IUD (Cases)				Implant (Cases)			
	Division	Yearly Projection	Performance	Achi. Rate (%)	Division	Yearly Projection	Performance	Achi. Rate (%)	Division	Yearly Projection	Performance	Achi. Rate (%)
1	Rajshahi	22672	3724	49.3	Chattogram	52826	13766	78.2	Chattogram	83644	20359	73.0
2	Dhaka	58614	9461	48.4	Dhaka	60200	11220	55.9	Barishal	37632	8561	68.2
3	Mymensingh	9319	1450	46.7	Khulna	20218	3537	52.5	Rangpur	65384	14848	68.1
4	Barishal	12119	1790	44.3	Barishal	16598	2880	52.1	Sylhet	29720	6735	68.0
5	Khulna	22672	3313	43.8	Rajshahi	34750	5884	50.8	Rajshahi	63200	13893	65.9
6	Sylhet	18356	2339	38.2	Rangpur	40920	5429	39.8	Dhaka	87920	19093	65.1
7	Rangpur	31001	3680	35.6	Sylhet	19038	2375	37.4	Mymensing	34000	7221	63.7
8	Chattogram	47567	4889	30.8	Mymensingh	20450	2210	32.4	Khulna	48400	9362	58.0

Table-3: List of 3 (Three) Districts achieved the highest Achievement Rate of Clinical Method against their projections for the period July 2021 to October 2021

Sl. No.	Permanent Method (Cases)				IUD (Cases)				Implant (Cases)			
	District	Yearly Projection	Performance	Achi. Rate (%)	District	Yearly Projection	Performance	Achi. Rate (%)	District	Yearly Projection	Performance	Achi. Rate (%)
1.	Dinajpur	3192	1234	116.0	Sherpur	1750	1321	226.5	Tangail	6500	2733	126.1
2.	Kushtia	1482	559	113.2	Dhaka	9800	4302	131.7	Dhaka	11200	4518	121.0
3.	Gaibandha	1138	417	109.9	Khagrachhari	1380	581	126.3	Pirojpur	4200	1426	101.9

Table-4: List of 3 (Three) Districts achieved the lowest Achievement Rate of Clinical Methods against their projections for the period July 2021 to October 2021

Sl. No.	Permanent Method (Cases)				IUD (Cases)				Implant (Cases)			
	District	Yearly Projection	Performance	Achi. Rate (%)	District	Yearly Projection	Performance	Achi. Rate (%)	District	Yearly Projection	Performance	Achi. Rate (%)
1.	Khagrachhari	2350	3	0.4	Rajshahi	8500	400	14.1	Satkhira	3800	73	5.8
2.	Bandarban	1400	2	0.4	Jamalpur	3500	215	18.4	Narail	3200	76	7.1
3.	B. Baria	2229	5	0.7	Manikganj	4500	289	19.3	Kushtia	5900	151	7.7

Table-5: Comparative Statement of contraceptive performance for the period between July 2020 to October 2020 and July 2021 to October 2021

Methods	Yearly Projection (2021-2022)	July 2021 to October,2021		Yearly Projection (2020-2021)	July 2020 to October,2020		Change of July'21 to October.'21 over July'20 to October.'20
		Performance (in CYP)	Achi. Rate (%)		Performance (in CYP)	Achi. Rate (%)	
Permanent Method (Male)	80667	6312	23.5	80667	6856	25.5	2.0
Permanent Method (Female)	133707	25476	57.2	133707	23590	52.9	-4.2
Permanent Method (Total)	214374	31788	44.5	214374	30446	42.6	-1.9
IUD	265000	41088	46.5	265000	47301	53.5	7.0
Implant	450000	109203	72.8	450000	100072	66.7	-6.1
Injectables	5233417	783807	44.9	5233417	779258	44.7	-0.3
Oral Pill	10816268	1517106	42.1	10742277	1257525	35.1	-7.0
Condom	1941381	213247	33.0	1928101	207318	32.3	-0.7

Table-6: Performance & Distribution of Contraceptives by Method for the month of September 2021 and October 2021

Method	Performance		% Change of October'21 over September '21
	September'21	October'21	
Permanent Method (Male, Cases)	2268	2336	3.0
Permanent Method (Female, Cases)	6877	6950	1.1
Total Permanent Method (Total, Cases)	9145	9286	1.5
I U D (Cases)	12133	11861	-2.2
Implant (Cases)	32316	31467	-2.6
Injectables (Doses)	804103	782039	-2.7
Oral Pill (Cycles)	4757158	4722542	-0.7
Condom (Pieces)	8069507	7827713	-3.0

Table :7 Contribution of Government, NGOs and Multisectors in respect of Contraceptive Performance during October 2021

Method	Performance			Share of Contribution in Percentage	
	Govt.	NGOs & Multisectors	Total	Government	NGOs and Multisectors
Permanent Method (Male, Cases)	1267	1069	2336	54.2	45.8
Permanent Method (Female, Cases)	5939	1011	6950	85.5	14.5
Total Permanent Method (Cases)	7206	2080	9286	77.6	22.4
IUD (Cases)	10144	1717	11861	85.5	14.5
Implant (Cases)	29179	2288	31467	92.7	7.3
Injectable (Doses)	686513	95526	782039	87.8	12.2
Oral Pill (Cycles)	4337826	384716	4722542	91.9	8.1
Condom (Pieces)	6587172	1240541	7827713	84.2	15.8

Table -8: Division wise and NGO & Multisector wise Contraceptive Performance for the month of October 2021

Sl. No.	NGO and Multisectors	Oral Pill (Cycles)	Condom (Pieces)	Injectable (Vials)	IUD (Cases)	Implant (Nos.)	Permanent Method (Nos.)		
							Male	Female	Total
Rangpur Division									
1	Family Planning Association of Bangladesh (FPAB)	13491	27195	2967	0	42	3	0	3
2	Marie Stopes Clinic	863	4346	272	38	164	16	19	35
3	Palli Shisu Foundation (PSF)	6952	16884	2370	24	0	0	0	0
4	Sunflower	101	84	0	0	0	0	0	0
5	Shanirvar Bangladesh	1080	736	465	0	0	0	0	0
6	CMH	340	4560	13	0	0	0	0	0
7	R. H. Steps	276	1530	125	0	0	0	0	0
8	MODEL CLINIC	37	1812	10	0	0	0	5	5
9	MOHILA-O-SHISHU SHASTHA KALLYAN SAMITY	0	0	0	0	0	0	0	0
10	IPas Bangladesh	154	100	0	10	2	0	0	0
11	Surjer Hasi Network	4297	7192	3137	0	1	0	2	2
12	Friendship Bangladesh	1281	8932	76	0	0	0	0	0
13	Kanchan	6659	12922	1048	1	6	0	3	3
14	Dhaldanga Bohumukhi Samaj Unnayan Sangstha	7450	750	2050	0	0	0	0	0
15	Lamb Hospital	21	20	45	0	17	0	5	5
16	Dhaldanga Youth Science Club	205	6862	20	0	0	0	0	0
17	SAF	162	132	30	0	0	0	0	0
NGO Total		43369	94037	12628	73	232	19	34	53
1	BGB	90	2136	1	0	0	0	0	0
2	Srama Kalyan Kendra	14	14	0	0	0	0	0	0
3	DGHS Health Clinic	510	1824	146	6	133	5	94	99
4	CMH	2	0	11	1	0	0	0	0
Multisector Total		616	3974	158	7	133	5	94	99
NGO & Multisector		43985	98011	12786	80	365	24	128	152
Rajshahi Division									
1	Family Planning Association of Bangladesh (FPAB)	23212	117175	4086	5	40	2	12	14
2	BAVS	1559	5964	59	3	73	138	29	167
3	Marie Stopes Clinic	429	2600	67	20	21	0	0	0
4	Palli Shisu Foundation (PSF)	8553	44104	3751	6	0	0	0	0
5	Jatio Tarun Shanga	0	9500	657	0	0	0	0	0
6	Bamaneh	9985	13308	2110	4	3	0	0	0
7	Tilottoma	2568	23587	2482	3	5	0	7	7
8	Anonnya Somaj Kallyan Samity	0	0	0	0	0	0	0	0
9	Shanirvar Bangladesh	1410	3708	458	2	14	0	0	0
10	Sromo Kallyan Shangstha	525	2820	0	0	0	0	0	0
11	R. H. Steps	104	2376	35	10	0	0	0	0
12	MR CLINIC	0	840	5	0	0	0	0	0
13	MODEL CLINIC	150	4560	43	0	1	0	44	44
14	SHEBA PROKALPO	0	0	0	0	0	0	0	0
15	POLLI SHISHU CLINIC	1884	2592	531	0	0	0	0	0
16	JTS-GONDO UNNAYAN ACADEMY	625	20752	1723	1	2	0	1	1
17	THANGAMARA	497	3788	145	1	7	0	4	4
18	SHASTO KALLYAN SHANGSTHA	0	0	0	0	0	0	0	0
19	Darpon	0	0	0	0	0	0	0	0
20	IPas Bangladesh	658	1128	2	0	0	0	2	2
21	Surjer Hasi Network	646	6096	638	1	2	0	2	2
22	Population Services & Training Centre (PSTC)	0	7188	357	0	0	0	3	3
23	SORNALY	0	0	0	0	0	0	0	0
24	Chardulai	0	0	0	0	0	0	0	0
25	KMSS	0	13968	662	0	14	0	6	6
NGO Total		52805	286054	17811	56	182	140	110	250
1	DGHS Health Clinic	901	1535	38	3	0	0	86	86
Multisector Total		901	1535	38	3	0	0	86	86
NGO & Multisector		53706	287589	17849	59	182	140	196	336
Khulna Division									
1	Family Planning Association of Bangladesh (FPAB)	36646	59459	2909	15	84	12	4	16
2	BAVS	453	2240	134	2	7	70	0	70
3	Marie Stopes Clinic	291	2728	40	18	9	0	0	0
4	Palli Shisu Foundation (PSF)	0	0	0	0	0	0	0	0
5	Paribarik Shastha Clinic	2568	8016	925	9	9	0	0	0
6	Jatio Tarun Shanga	1438	3875	283	0	0	0	0	0
7	Paribar Kallyan Shangstha (PKS)	9204	26316	2803	6	11	1	13	14
8	PSTC	134	2496	203	0	0	0	0	0
9	BRAC	290	750	18	0	0	0	0	0
10	Sromo Kallyan Shangstha	242	216	0	0	0	0	0	0
11	Ad-Din Medical College Hospital	2027	2892	1373	1	0	0	21	21
12	CMH	65	2000	4	0	0	0	0	0
13	R. H. Steps	441	4932	114	9	0	0	0	0
14	CRC	774	452	54	0	0	0	0	0
15	SGS	1893	3614	428	0	0	0	0	0
16	Police Hospital	63	200	79	0	0	0	0	0
17	Surjer Hasi Network	2363	8136	1911	14	0	0	0	0
18	Friendship Bangladesh	510	3432	125	0	0	0	0	0
19	BNS TITUMIR	639	3550	0	0	0	0	0	0
20	Peoples Development Community (PDC)	14300	24950	2600	0	0	0	0	0
21	Urban Health Care	1199	3454	558	2	14	0	2	2
22	KMSS	461	2532	252	1	0	1	1	2
23	Adams	4562	10731	1283	0	0	0	0	0
NGO Total		80563	176971	16096	77	134	84	41	125
1	BGB	98	1856	3	0	0	0	0	0
2	Biman Bahini	66	3600	7	0	0	0	0	0
3	Paurasova	84	120	0	0	0	0	0	0
4	DGHS Health Clinic	0	0	0	3	0	0	4	4
5	Jessore Cantonmen	1638	7731	45	0	0	0	6	6
Multisector Total		1886	13307	55	3	0	0	10	10
NGO & Multisector		82449	190278	16151	80	134	84	51	135

SN	IS	NGO and Multisectors	Oral Pill (Cycles)	Condom (Pieces)	Injectable (Vials)	IUD (Cases)	Implant (Nos.)	Permanent Method (Nos.)		
								Male	Female	Total
Barishal Division										
1		Family Planning Association of Bangladesh (FPAB)	7124	19680	1399	7	21	10	4	14
2		BAVS	585	6204	212	1	27	113	0	113
3		Marie Stopes Clinic	220	1060	59	24	2	12	1	13
4		Paribarik Shastha Clinic	158	1075	237	0	0	0	0	0
5		Shanirvar Bangladesh	2796	4140	3272	1	0	0	0	0
6		BRAC	141	372	81	3	0	0	0	0
7		R. H. Steps	90	672	0	5	3	0	0	0
8		IPas Bangladesh	0	0	0	0	0	0	0	0
9		Surjer Hasi Network	51	432	360	0	0	0	0	0
10		Desh Bangla	1070	1294	153	0	1	0	0	0
11		Urban Primary Health Care Project (UPHCP)	545	2160	251	7	12	0	3	3
NGO Total			12780	37089	6024	48	66	135	8	143
1		Srama Kalyan Kendra	0	95	0	0	0	0	0	0
2		DGHS Health Clinic	138	108	0	0	0	0	0	0
Multisector Total			138	203	0	0	0	0	0	0
NGO & Multisector			12918	37292	6024	48	66	135	8	143
Dhaka Division										
1		Family Planning Association of Bangladesh (FPAB)	17188	56397	2483	19	52	15	8	23
2		BAVS	2173	18684	1089	8	154	204	27	231
3		Marie Stopes Clinic	4298	15364	811	137	82	18	8	26
4		Paribarik Shastha Clinic	90	384	13	4	0	0	0	0
5		Jatio Tarun Shanga	1043	1944	763	4	11	0	0	0
6		Bamaneh	398	200	0	0	0	0	0	0
7		Paribar Kalyan Shangstha (PKS)	0	0	0	0	0	0	0	0
8		PSTC	2472	491	2	15	62	4	4	8
9		Shanirvar Bangladesh	5101	17680	952	14	4	0	2	2
10		BRAC	1070	7872	336	31	3	0	0	0
11		Sromo Kalyan Shangstha	1042	4992	0	0	0	0	0	0
12		Ad-Din Medical College Hospital	1702	4610	294	1	4	0	67	67
13		BAPSA	4527	23300	1008	50	77	30	11	41
14		Radda Barnen	400	7236	277	2	0	0	0	0
15		UTPS	4689	10832	612	18	15	0	3	3
16		PSKP	605	600	37	0	0	0	0	0
17		Gono Shastha Kendra	70	200	15	0	0	0	0	0
18		Anirban Sangsad	294	180	43	0	0	0	0	0
19		ICDDR,B	132	300	2	0	0	0	0	0
20		CMH	370	2388	26	0	0	0	0	0
21		Spire	210	2420	90	0	0	0	0	0
22		Shimantik	3215	6244	336	97	101	19	24	43
23		TDH CLINIC	1440	3600	28	0	0	0	0	0
24		SHAKTI FOUNDATION	186	548	25	0	0	0	0	0
25		BWHC	154	1788	76	0	0	0	0	0
26		SUKHI PARIBAR SANGSTHA	0	0	0	0	0	0	0	0
27		Association in Training & Management (AITAM)	61	648	16	0	0	0	0	0
28		MANOBIK SHAHAJJIYA SAMITY	0	0	0	0	0	0	0	0
29		R. H. Steps	518	2328	120	21	17	0	5	5
30		AL-FALAH MOJIN CLINIC	36	288	86	0	0	0	0	0
31		WORLD CONCERN	0	0	0	0	0	0	0	0
32		VPKA (VP KENDRA)	11669	29440	1807	0	1	0	0	0
33		MMKS	231	436	60	0	0	0	0	0
34		VFWA	1419	6884	556	0	0	0	0	0
35		Nari Moytri	1692	7493	517	7	15	0	2	2
36		SGS	202	140	0	0	0	0	0	0
37		CWFD	180	504	0	0	0	0	0	0
38		Surjer Hasi Network	4588	12856	2110	7	11	1	1	2
39		Kumudini Hospital	314	2100	60	0	0	0	7	7
40		Population Services & Training Centre (PSTC)	1679	7893	212	0	8	0	2	2
41		Jonoseba M&C W Songstha	1515	2844	297	8	0	0	0	0
42		Urban Primary Health Care Project (UPHCP)	300	560	150	0	0	0	0	0
43		Saseta Foundation	169	1032	47	3	0	0	0	0
44		Adarsha Paribar Kalyan Shangsta	0	0	0	0	0	0	0	0
45		khulna Mukti Sena	0	0	0	0	0	0	0	0
46		Rural Health Development Organization(RHDO)	27	288	22	0	0	0	0	0
47		NAGAR SASTHO KENDRO	451	4104	221	0	2	0	0	0
48		M S F Belajayam	0	0	0	0	0	0	0	0
49		Urban Health Care	113	3948	263	7	13	0	10	10
50		Nahar Health Services	0	0	0	0	0	0	0	0
51		Participatory Development Action	0	0	0	0	0	0	0	0
52		Sonali Din	261	66	17	0	0	0	0	0
53		Ahoshania Mission	5558	22570	1165	94	72	0	0	0
54		Active Social Welfare Society	581	5016	366	8	0	0	0	0
55		MISCS	0	2196	160	0	0	0	0	0
56		Bashundhara Ad-din Medical College Hospital	45	636	72	1	3	0	5	5
57		Neer Seba Songstha	0	0	0	0	0	0	0	0
58		Surjer Hashi Network (Smiling Sun Franchise)	237	279	52	6	0	0	0	0
59		Fatema Nursing Home	490	7100	300	0	0	0	0	0
NGO Total			85205	309903	17994	562	707	291	186	477
1		Biman Bahini	6	684	0	0	0	0	0	0
2		Sir Salimulla Medical College Hospital (Indoor)	180	432	130	103	63	0	44	44
3		BGME	3953	17023	447	0	0	0	0	0
4		DGHS Health Clinic	357	592	9	8	1	0	9	9
5		Victoria Hospital Narayanganj	297	204	5	2	7	0	4	4
6		Others Private Clinic	0	0	0	0	0	0	149	149
7		Madaripur Sadar Hospital	210	72	9	0	0	0	0	0
Multisector Total			5003	19007	600	113	71	0	206	206

Sl. No.	NGO and Multisectors	Oral Pill (Cycles)	Condom (Pieces)	Injectable (Vials)	IUD (Cases)	Implant (Nos.)	Permanent Method (Nos.)		
							Male	Female	Total
NGO & Multisector Total		90208	328910	18594	675	778	291	392	683
Mymensingh Division									
1	Family Planning Association of Bangladesh (FPAB)	10174	28768	1311	10	25	37	0	37
2	BAVS	0	0	0	0	0	0	0	0
3	Marie Stopes Clinic	50	850	42	2	0	0	0	0
4	Jatio Tarun Shanga	2247	3400	253	0	0	0	0	0
5	Bamaneh	195	290	0	0	0	0	0	0
6	Shanirvar Bangladesh	0	0	0	1	0	0	0	0
7	BRAC	95	144	70	2	0	0	0	0
8	Gono Shastha Kendra	0	0	0	0	0	0	0	0
9	MALANCHA SEBA SAMITY	0	0	0	0	0	0	0	0
10	SUPIRAT	0	0	0	0	0	0	0	0
11	R. H. Steps	96	84	9	22	0	0	0	0
12	MODEL CLINIC	20	3696	12	2	5	0	0	0
13	IPas Bangladesh	30	100	15	0	0	0	0	0
14	Surjer Hasi Network	646	1584	156	2	0	0	0	0
15	Friendship Bangladesh	220	270	0	0	0	0	0	0
16	Shastha Prokalpo	3	0	49	0	0	0	6	6
NGO Total		13776	39186	1917	41	30	37	6	43
1	BGB	6	300	0	0	0	0	0	0
2	BGME	345	9741	51	0	0	0	0	0
3	DGHS Health Clinic	157	30	0	0	0	0	0	0
Multisector Total		508	10071	51	0	0	0	0	0
NGO & Multisector		14284	49257	1968	41	30	37	6	43
Chattogram Division									
1	Family Planning Association of Bangladesh (FPAB)	28893	64532	2879	38	85	1	3	4
2	BAVS	220	7561	125	8	57	193	41	234
3	Concern Women for Family Planning (CWFP)	9	167	0	0	0	0	0	0
4	Marie Stopes Clinic	1322	8048	297	107	84	80	9	89
5	Paribarik Shastha Clinic	525	1380	315	1	0	0	0	0
6	Bamaneh	170	132	371	2	0	0	0	0
7	PSTC	445	1284	108	19	5	0	0	0
8	Shanirvar Bangladesh	6316	3879	982	11	0	0	0	0
9	BRAC	0	0	0	0	0	0	0	0
10	Sromo Kallyan Shangstha	132	168	47	0	0	0	0	0
11	BAPSA	466	1020	44	4	0	0	0	0
12	FDSR	7182	7756	1522	2	14	0	0	0
13	CMH	1312	6299	76	11	1	0	22	22
14	BWHC	66	390	22	0	0	0	0	0
15	SUPIRAT	1696	1462	560	4	0	0	0	0
16	PROSHANTI	743	624	361	3	0	0	0	0
17	BONOPHUL (PKS)	105	96	3	0	0	0	0	0
18	NISKRITY	1059	2767	535	0	0	0	0	0
19	IMAGE	1688	6368	500	7	11	0	0	0
20	MOMOTA	4080	14756	1248	81	103	0	38	38
21	SUS (TMA , NASIRABAD)	0	0	0	0	0	0	0	0
22	SHED	0	0	0	0	0	0	0	0
23	ISDE	0	0	0	0	0	0	0	0
24	CUFL	65	800	0	0	0	0	0	0
25	JUSH	0	0	0	0	0	0	0	0
26	R. H. Steps	993	1584	276	8	1	0	0	0
27	MODEL CLINIC	1089	2868	22	5	29	0	11	11
28	BANDHAN	0	0	0	0	0	0	0	0
29	Ghasful	560	7800	38	0	0	0	0	0
30	SMC	892	1752	168	21	8	0	0	0
31	IPas Bangladesh	260	192	5	4	0	0	0	0
32	Surjer Hasi Network	1439	2340	1036	9	0	0	0	0
33	Saya Path	615	3730	202	11	11	31	0	31
34	B.R.D.B	97	36	36	1	0	0	0	0
35	RTMI	1733	5760	455	18	55	0	0	0
36	NAGAR MATRI SADAN	1630	4008	377	26	46	3	8	11
37	Urban Health Care	1029	1788	313	4	15	0	0	0
38	Mission Hospital, Chandraghona	440	800	13	0	0	0	0	0
39	Ma Sasthya Seba Kandra-NSS, Chakaria	1255	2076	252	6	0	0	0	0
NGO Total		68526	164223	13188	411	525	308	132	440
1	BGB	202	1645	2	0	0	0	0	0
2	Comilla Cantonment	314	6500	19	0	0	0	0	0
3	Biman Bahini	94	2592	6	0	0	0	0	0
4	Navy	210	9828	12	2	0	0	0	0
5	Railway Hospital	180	408	12	0	0	0	0	0
6	BGC Traust	0	0	0	0	0	0	0	0
7	BGME	14	50	0	0	0	0	0	0
8	DGHS Health Clinic	996	396	33	148	54	0	28	28
9	BKMEA	118	228	15	0	0	0	0	0
10	Others Private Clinic	0	0	0	0	0	0	14	14
11	Worker Welfare Centre	39	504	0	0	0	0	0	0
Multisector Total		2167	22151	99	150	54	0	42	42
NGO & Multisector		70693	186374	13287	561	579	308	174	482
Sylhet Division									
1	Family Planning Association of Bangladesh (FPAB)	2200	13000	350	0	20	2	13	15
2	BAVS	770	4815	161	0	40	34	6	40
3	Marie Stopes Clinic	749	960	65	27	8	0	8	8
4	BRAC	667	3192	394	4	6	0	0	0
5	CMH	200	1956	10	0	0	0	0	0
6	Shimantik	8033	20994	4361	48	78	14	29	43
7	BWHC	1114	7148	1411	0	2	0	0	0
8	RED CRESCENT SANGSTHA	104	72	20	0	0	0	0	0
9	R. H. Steps	94	1284	15	2	0	0	0	0
10	VARD, SYLHET	0	0	0	0	0	0	0	0
11	Sylhet Samaj Kallyan Sangatha	935	5975	1950	1	0	0	0	0
12	Surjer Hasi Network	471	2100	90	0	0	0	0	0
13	SUPPS	60	84	19	0	0	0	0	0
14	TIL Welfare Division	19	208	0	0	0	0	0	0
15	Govt. Labour Welfare Center	0	0	0	0	0	0	0	0
NGO Total		15416	61788	8846	82	154	50	56	106
1	BGB	12	186	0	0	0	0	0	0
2	Srama Kalyan Kendra	165	216	0	0	0	0	0	0
3	DGHS Health Clinic	880	640	21	91	0	0	0	0
Multisector Total		1057	1042	21	91	0	0	0	0
NGO & Multisector		16473	62830	8867	173	154	50	56	106
NGO & Multisector Grand Total of National		384716	1240541	95526	1717	2288	1069	1011	2080

Name of District	Condom												Total Condom
	Normal					Postpartum							
	Old	New	Total	Drop out		Old	New	Total	Drop out		Postpartum Expire		
				No Methd	Switch Over				No Methd	Switch Over			
Dinajpur	30278	363	30641	269	153	2144	152	2296	22	33	101	32937	
Thakurgaon	10109	99	10208	70	40	483	25	508	2	4	11	10716	
Panchgarh	7569	159	7728	78	28	531	39	570	14	7	18	8298	
Nilphamari	13237	136	13373	85	90	991	65	1056	17	26	36	14429	
Rangpur	29617	478	30095	210	114	1944	189	2133	35	60	36	32228	
Kurigram	23703	626	24329	308	126	1643	96	1739	27	11	48	26068	
Gaibandha	26168	391	26559	277	134	1481	90	1571	38	11	30	28130	
Lalmonirhat	8164	108	8272	137	38	815	36	851	4	4	32	9123	
Rangpur Div.	148845	2360	151205	1434	723	10032	692	10724	159	156	312	161929	
Bogura	57363	595	57958	289	440	2324	141	2465	18	27	108	60423	
Joipurhat	14179	128	14307	51	54	749	29	778	8	9	45	15085	
Naogaon	31870	403	32273	723	125	1831	123	1954	14	18	91	34227	
Nawabganj	42888	324	43212	219	101	2430	156	2586	15	16	147	45798	
Rajshahi	75879	1785	77664	909	745	6227	649	6876	279	267	89	84540	
Natore	36666	503	37169	237	158	2057	117	2174	82	47	69	39343	
Pabna	46554	351	46905	243	97	2564	104	2668	16	11	79	49573	
Seraiganj	60496	482	60978	319	136	4534	157	4691	39	38	100	65669	
Rajshahi Div.	365895	4571	370466	2990	1856	22716	1476	24192	471	433	728	394658	
Kustia	50547	511	51058	242	143	2882	171	3053	34	22	94	54111	
Meherpur	14993	121	15114	57	49	627	46	673	6	3	16	15787	
Chuadanga	18562	157	18719	99	45	1002	52	1054	6	14	474	19773	
Jhenaidaha	28989	268	29257	148	64	1816	129	1945	307	25	49	31202	
Magura	11858	124	11982	80	39	1101	53	1154	19	33	23	13136	
Narail	12737	119	12856	90	40	629	27	656	17	7	5	13512	
Jashore	51985	434	52419	265	144	2955	141	3136	31	33	105	55555	
Khulna	52238	1012	53250	595	131	1932	94	2026	34	27	52	55276	
Bagerhat	20733	369	21102	212	130	1404	88	1492	34	25	18	22594	
Saikhira	28105	270	28375	151	131	1624	89	1713	25	11	80	30088	
Khulna Div.	290747	3385	294132	1939	916	16012	890	16902	513	200	916	311034	
Barguna	5326	184	5510	94	89	604	36	640	7	12	10	6150	
Patuakhali	12424	198	12622	105	80	1168	55	1223	18	18	11	13845	
Barishal	25962	311	26273	240	189	2158	113	2271	27	18	50	28544	
Jhalakati	6026	88	6114	73	31	457	38	495	14	13	4	6609	
Bhola	12711	230	12941	204	78	793	49	842	8	5	15	13783	
Pirojpur	10719	159	10878	112	60	837	61	898	14	5	33	11776	
Barishal Div.	73168	1170	74338	828	527	6017	352	6369	88	71	123	80707	

Name of District	Condom												Total Condom
	Normal					Postpartum							
	Old	New	Total	Drop out		Old	New	Total	Drop out		Postpartum Expire		
				No Methd	Switch Over				No Methd	Switch Over			
Gopalganj	22199	268	22467	217	105	1586	77	1663	20	16	50	24130	
Madaripur	15148	138	15286	113	33	1610	69	1679	22	16	22	16965	
Shariatpur	18253	215	18468	100	44	1497	44	1541	15	8	38	20009	
Faridpur	42593	545	43138	238	151	2572	203	2775	60	28	91	45913	
Rajbari	19742	310	20052	145	51	1391	81	1472	41	11	35	21524	
Dhaka	75570	613	76183	345	187	5065	281	5346	44	47	166	81529	
Gazipur	33404	211	33615	141	57	2172	71	2243	20	15	30	35858	
Munshiganj	28931	209	29140	125	74	2468	100	2568	13	16	58	31708	
Narayanganj	39559	441	40000	348	222	3675	174	3849	51	47	123	43849	
Narshingdi	30427	476	30903	203	111	2695	124	2819	25	22	64	33722	
Manikganj	29541	294	29835	202	100	1696	146	1842	17	14	75	31677	
Tangail	65454	494	65948	298	123	3095	181	3276	55	34	65	69224	
Kishoreganj	31025	651	31676	432	388	3071	212	3283	93	61	65	34959	
Dhaka Div.	451846	4865	456711	2907	1646	32593	1763	34356	476	335	882	491067	
Jamalpur	27293	175	27468	100	52	1803	83	1886	15	9	20	29354	
Sherpur	15523	159	15682	80	30	894	30	924	11	19	34	16606	
Mymensingh	47299	658	47957	444	238	4149	303	4452	33	21	114	52409	
Netrokona	15140	256	15396	181	98	1659	78	1737	20	13	59	17133	
Mymensingh Div.	105255	1248	106503	805	418	8505	494	8999	79	62	227	115502	
Brahmanbaria	33530	322	33852	407	75	2821	141	2962	182	14	58	36814	
Cumilla	67098	680	67778	485	221	6929	374	7303	92	53	199	75081	
Chandpur	22745	240	22985	163	85	2325	128	2453	12	21	41	25438	
Feni	18922	212	19134	160	95	2270	117	2387	18	19	26	21521	
Noakhali	37949	266	38215	318	57	4305	168	4473	47	12	34	42688	
Lakshimpur	15310	118	15428	91	30	1601	69	1670	10	15	44	17098	
Chattogram	74368	749	75117	477	239	6982	306	7288	67	46	174	82405	
Cox's Bazar	19774	256	20030	159	68	2636	129	2765	29	13	26	22795	
Rangamati	6114	67	6181	29	17	299	8	307	3	0	9	6488	
Khagrachhari	3708	37	3745	18	14	237	12	249	1	3	4	3994	
Bandarban	3600	142	3742	126	61	444	50	494	14	9	6	4236	
Chattogram Div.	303118	3089	306207	2433	962	30849	1502	32351	475	205	621	338558	
Sylhet	52157	625	52782	1095	74	4834	200	5034	45	17	58	57816	
Habiganj	21363	256	21619	232	50	2520	110	2630	33	7	30	24249	
Moulavi Bazar	18135	276	18411	193	91	1402	147	1549	24	15	22	19960	
Sunamganj	24844	608	25452	498	191	3907	274	4181	110	35	114	29633	
Sylhet Div.	116499	1765	118264	2018	406	12663	731	13394	212	74	224	131658	
National	1855373	22453	1877826	15354	7454	139387	7900	147287	2473	1536	4033	2025113	

Name of District	Injectable												Total Injectable
	Normal					Postpartum							
	Old	New	Total	Drop out		Old	New	Total	Drop out		Postpartum Expire		
				No Methd	Switch Over				No Methd	Switch Over			
Dinajpur	69127	471	69598	325	338	3034	150	3184	27	35	118	72782	
Thakurgaon	58045	269	58314	217	311	1378	51	1429	10	5	37	59743	
Panchgarh	39335	326	39661	268	267	852	43	895	9	7	48	40556	
Nilphamari	68200	433	68633	258	304	2785	138	2923	23	28	90	71556	
Rangpur	104005	732	104737	510	684	3657	173	3830	65	105	74	108567	
Kurigram	107872	894	108766	612	565	2104	114	2218	23	411	66	110984	
Gaibandha	95438	976	96414	727	554	2393	101	2494	60	21	71	98908	
Lalmonirhat	57291	376	57667	222	203	1509	60	1569	14	12	95	59236	
Rangpur Div.	599313	4477	603790	3139	3226	17712	830	18542	231	624	599	622332	
Bogura	103427	665	104092	437	361	2904	159	3063	15	21	127	107155	
Joipurhat	23593	131	23724	61	56	559	26	585	5	6	12	24309	
Naogaon	53987	506	54493	326	257	1507	65	1572	15	39	58	56065	
Nawabganj	51303	253	51556	222	185	1218	45	1263	21	10	49	52819	
Rajshahi	86158	1381	87539	693	812	4235	337	4572	123	135	55	92111	
Natore	45553	504	46057	232	301	1472	72	1544	18	33	41	47601	
Pabna	100629	365	100994	296	176	2809	71	2880	13	16	58	103874	
Serajganj	117467	737	118204	348	314	4599	120	4719	40	34	123	122923	
Rajshahi Div.	582117	4542	586659	2615	2462	19303	895	20198	250	294	523	606857	
Kustia	70123	476	70599	198	237	2215	92	2307	19	13	70	72906	
Meherpur	34218	158	34376	78	126	494	46	540	0	2	13	34916	
Chuadanga	51228	269	51497	168	193	1316	82	1398	10	24	48	52895	
Jhenaidaha	48140	285	48425	173	164	1578	65	1643	21	37	23	50068	
Magura	25392	193	25585	96	104	1456	52	1508	3	2	44	27093	
Narail	17502	125	17627	81	74	416	12	428	2	6	4	18055	
Jashore	123874	463	124337	355	294	3140	83	3223	17	29	66	127560	
Khulna	67775	1000	68775	506	375	1609	71	1680	16	15	24	70455	
Bagerhat	40839	437	41276	281	241	1374	69	1443	15	16	21	42719	
Satkhira	64894	356	65250	193	162	1260	53	1313	10	7	55	66563	
Khulna Div.	543985	3762	547747	2129	1970	14858	625	15483	113	151	368	563230	
Barguna	37120	590	37710	310	326	1593	63	1656	49	21	34	39366	
Patuakhali	70159	495	70654	278	1581	2621	107	2728	66	29	76	73382	
Barishal	62105	589	62694	436	316	2791	104	2895	34	15	68	66589	
Jhalakati	15977	165	16142	125	45	462	39	501	20	15	14	16643	
Bhola	111466	666	112132	774	644	3707	151	3858	27	43	111	115990	
Pirojpur	28443	318	28761	242	154	1038	44	1082	12	8	44	29843	
Barishal Div.	325270	2823	328093	2165	3066	12212	508	12720	208	131	347	340813	

Name of District	Injectable												Total Injectable
	Normal					Postpartum							
	Old	New	Total	Drop out		Old	New	Total	Drop out		Postpartum Expire		
				No Methd	Switch Over				No Methd	Switch Over			
Gopalganj	21363	260	21623	142	77	917	27	944	3	3	16	22567	
Madaripur	34762	189	34951	137	111	1620	36	1656	17	22	34	36607	
Shariatpur	30481	184	30665	186	98	1412	29	1441	11	1	22	32106	
Faridpur	43904	489	44393	259	204	1078	58	1136	35	21	37	45529	
Rajbari	31994	252	32246	170	145	1122	40	1162	9	10	25	33408	
Dhaka	91343	590	91933	307	243	3757	132	3889	51	31	74	95822	
Gazipur	40318	222	40540	135	66	1192	38	1230	1	4	28	41770	
Munshiganj	31737	134	31871	119	92	1546	38	1584	39	9	23	33455	
Narayanganj	71501	644	72145	381	277	3071	89	3160	29	23	88	75305	
Narsingdi	64190	436	64626	315	407	2662	96	2758	52	36	44	67384	
Manikganj	34932	306	35238	222	126	1141	54	1195	11	10	24	36433	
Tangail	99551	515	100066	453	248	2124	71	2195	36	15	55	102261	
Kishoreganj	65130	908	66038	550	529	3154	167	3321	61	53	54	69359	
Dhaka Div.	661206	5129	666335	3376	2623	24796	875	25671	355	238	524	692006	
Jamalpur	85390	274	85664	264	161	2588	75	2663	22	5	38	88327	
Sherpur	51782	207	51989	187	121	1328	35	1363	12	21	47	53352	
Mymensingh	118497	950	119447	665	488	5927	213	6140	92	25	198	125587	
Netrokona	47808	416	48224	296	252	3221	108	3329	33	11	77	51553	
Mymensingh Div.	303477	1847	305324	1412	1022	13064	431	13495	159	62	360	318819	
Brahmanbaria	68652	412	69064	555	131	3800	123	3923	107	8	75	72987	
Cumilla	172743	951	173694	737	451	8725	375	9100	87	60	141	182794	
Chandpur	73932	383	74315	330	231	3287	124	3411	14	32	88	77726	
Feni	39093	309	39402	217	130	2309	92	2401	22	12	22	41803	
Noakhali	93666	418	94084	421	123	6433	168	6601	39	17	84	100685	
Lakshimpur	68365	299	68664	213	66	3752	195	3947	20	7	89	72611	
Chattogram	112927	847	113774	601	393	7080	226	7306	55	38	129	121080	
Cox's Bazar	87705	752	88457	515	266	7579	273	7852	66	55	136	96309	
Rangamati	13268	88	13356	71	62	389	10	399	3	0	8	13755	
Khagrachhari	16538	83	16621	67	48	502	5	507	3	2	6	17128	
Bandarban	11475	174	11649	189	102	862	45	907	15	10	13	12556	
Chattogram Div.	758364	4716	763080	3916	2003	44718	1636	46354	431	241	791	809434	
Sylhet	97125	712	97837	553	104	5921	133	6054	68	29	67	103891	
Habiganj	41910	270	42180	302	95	3377	70	3447	10	3	25	45627	
Moulavi Bazar	39343	276	39619	286	129	1432	47	1479	15	13	13	41098	
Sunamganj	46948	637	47585	444	225	3848	152	4000	36	20	51	51585	
Sylhet Div.	225326	1895	227221	1585	553	14578	402	14980	129	65	156	242201	
National	3999058	29191	4028249	20337	16925	161241	6202	167443	1876	1806	3668	4195692	

Name of District	IUD											Total IUD
	Normal					Postpartum					Postpartum Expire	
	Old	New	Total	Drop out		Old	New	Total	Drop out			
				No Methd	Switch Over				No Methd	Switch Over		
Dinajpur	9995	60	10055	35	34	340	14	354	4	3	10	10409
Thakurgaon	1794	6	1800	6	1	69	3	72	0	0	2	1872
Panchgarh	3962	10	3972	8	9	55	0	55	1	0	1	4027
Nilphamari	5532	41	5573	25	31	231	4	235	0	1	5	5808
Rangpur	13191	52	13243	67	14	547	4	551	2	1	9	13794
Kurigram	11605	92	11697	48	33	166	6	172	3	1	4	11869
Gaibandha	17067	54	17121	114	46	297	3	300	3	0	6	17421
Lalmonirhat	2602	32	2634	105	32	141	8	149	1	2	2	2783
Rangpur Div.	65748	347	66095	408	200	1846	42	1888	14	8	39	67983
Bogra	19185	41	19226	64	25	226	7	233	5	0	6	19459
Joipurhat	3092	19	3111	4	9	48	0	48	0	0	2	3159
Naogaon	10105	42	10147	38	22	239	12	251	89	0	10	10398
Nawabganj	5280	22	5302	12	7	158	2	160	2	0	4	5462
Rajshahi	7089	35	7124	25	20	198	4	202	1	1	5	7326
Natore	7649	32	7681	19	17	168	9	177	3	3	7	7858
Pabna	21402	45	21447	76	18	204	10	214	15	1	2	21661
Serajganj	20445	149	20594	68	36	1481	9	1490	5	1	3	22084
Rajshahi Div.	94247	385	94632	306	154	2722	53	2775	120	6	39	97407
Kustia	4736	12	4748	14	10	63	2	65	1	0	3	4813
Meherpur	2040	1	2041	4	5	27	0	27	0	0	2	2068
Chuadanga	4410	22	4432	16	8	100	5	105	0	0	2	4537
Jhenaidaha	7213	21	7234	27	12	154	2	156	0	0	2	7390
Magura	3764	30	3794	6	10	175	7	182	7	0	1	3976
Narail	4380	4	4384	29	5	45	0	45	0	1	1	4429
Jashore	16767	36	16803	33	19	346	4	350	1	2	7	17153
Khulna	12739	56	12795	50	25	456	9	465	228	2	10	13260
Bagerhat	9670	38	9708	37	15	381	3	384	0	0	1	10092
Satkhira	9467	22	9489	17	4	428	2	430	1	2	5	9919
Khulna Div.	75186	242	75428	233	113	2175	34	2209	238	7	34	77637
Barguna	4285	29	4314	21	14	116	1	117	2	1	1	4431
Patuakhali	8162	40	8202	30	22	445	8	453	2	0	7	8655
Barishal	12021	36	12057	47	20	379	3	382	0	0	5	12439
Jhalakati	4479	10	4489	19	11	85	4	89	2	2	2	4578
Bhola	10788	31	10819	18	12	278	9	287	0	0	3	11106
Pirojpur	9055	30	9085	36	26	231	4	235	0	2	5	9320
Barishal Div.	48790	176	48966	171	105	1534	29	1563	6	5	23	50529

Name of District	IUD											Total IUD
	Normal					Postpartum					Postpartum Expire	
	Old	New	Total	Drop out		Old	New	Total	Drop out			
				No Methd	Switch Over				No Methd	Switch Over		
Gopalganj	4362	9	4371	14	4	102	1	103	0	0	4	4474
Madaripur	7396	43	7439	27	10	272	7	279	0	0	4	7718
Shariatpur	8987	42	9029	37	12	272	1	273	4	2	8	9302
Faridpur	14399	75	14474	65	20	298	10	308	2	1	23	14782
Rajbari	5965	25	5990	25	14	97	0	97	1	1	3	6087
Dhaka	21037	85	21122	40	23	782	21	803	3	2	9	21925
Gazipur	8915	21	8936	19	6	139	4	143	1	0	0	9079
Munshiganj	7430	13	7443	43	17	349	4	353	3	2	11	7796
Narayanganj	11494	41	11535	45	24	398	5	403	4	2	2	11938
Narshingdi	14872	34	14906	27	22	430	7	437	2	1	6	15343
Manikganj	6976	23	6999	21	15	89	3	92	0	0	7	7091
Tangail	20345	81	20426	72	25	311	4	315	3	5	5	20741
Kishoreganj	19042	73	19115	70	45	671	15	686	3	7	3	19801
Dhaka Div.	151220	565	151785	505	237	4210	82	4292	26	23	85	156077
Jamalpur	14599	29	14628	24	11	254	3	257	5	0	3	14885
Sherpur	6766	11	6777	12	9	61	4	65	0	0	3	6842
Mymensingh	21648	66	21714	42	41	625	7	632	12	2	3	22346
Netrokona	7618	19	7637	30	14	389	1	390	2	1	1	8027
Mymensingh Div.	50631	125	50756	108	75	1329	15	1344	19	3	10	52100
Brahmanbaria	17443	39	17482	140	31	610	14	624	3	1	9	18106
Cumilla	36843	208	37051	142	50	1998	95	2093	25	18	30	39144
Chandpur	12777	72	12849	62	44	1211	36	1247	2	7	25	14096
Feni	9934	48	9982	30	17	850	68	918	1	1	3	10900
Noakhali	18073	54	18127	66	10	1343	13	1356	3	2	12	19483
Lakshmipur	8007	15	8022	52	5	442	9	451	3	0	7	8473
Chattoagram	41629	129	41758	155	53	1803	39	1842	4	2	31	43600
Cox's Bazar	11537	22	11559	50	7	1309	32	1341	3	0	14	12900
Rangamati	4946	16	4962	22	12	322	9	331	2	0	13	5293
Khagrachhari	3921	18	3939	18	5	192	5	197	0	0	0	4136
Bandarban	3845	15	3860	55	31	363	10	373	2	2	5	4233
Chattoagram Div.	168955	636	169591	792	265	10443	330	10773	48	33	149	180364
Sylhet	15696	19	15715	46	16	889	8	897	6	0	23	16612
Habiganj	10040	7	10047	17	5	794	33	827	2	0	8	10874
Moulavi Bazar	10989	24	11013	40	20	501	22	523	4	3	5	11536
Sunamganj	12685	10	12695	39	12	750	17	767	2	0	3	13462
Sylhet Div.	49410	60	49470	142	53	2934	80	3014	14	3	39	52484
National	704187	2536	706723	2665	1202	27193	665	27858	485	88	418	734581

Name of District	Implant											Total Implant
	Normal					Postpartum						
	Old	New	Total	Drop out		Old	New	Total	Drop out		Postpartum Expire	
No Methd				Switch Over	No Methd				Switch Over			
Dinajpur	40295	293	40588	129	212	2498	67	2565	10	10	82	43153
Thakurgaon	13434	78	13512	51	69	326	13	339	2	0	12	13851
Panchagarh	12625	56	12681	31	51	272	10	282	1	0	5	12963
Nilphamari	18862	58	18920	65	54	991	11	1002	1	5	40	19922
Rangpur	31678	156	31834	111	64	1330	21	1351	8	3	25	33185
Kurigram	18447	84	18531	84	72	793	9	802	3	3	24	19333
Gaibandha	28222	46	28268	133	91	993	7	1000	8	1	20	29268
Lalmonirhat	12706	57	12763	33	44	487	10	497	15	4	18	13260
Rangpur Div.	176269	828	177097	637	657	7690	148	7838	48	26	226	184935
Bogura	51671	256	51927	193	221	2454	52	2506	6	4	88	54433
Joipurhat	14595	164	14759	25	48	694	29	723	1	2	47	15482
Naogaon	22464	138	22602	113	111	837	11	848	5	3	32	23450
Nawabganj	6955	82	7037	18	47	249	6	255	7	0	10	7292
Rajshahi	20242	151	20393	74	101	1026	19	1045	3	0	16	21438
Natore	20296	167	20463	71	96	1150	42	1192	14	5	37	21655
Pabna	22562	84	22646	42	54	659	20	679	1	5	8	23325
Serajganj	20998	95	21093	65	83	1119	15	1134	9	2	24	22227
Rajshahi Div.	179783	1137	180920	601	761	8188	194	8382	46	21	262	189302
Kustia	11993	95	12088	32	35	411	15	426	0	2	17	12514
Meherpur	3436	5	3441	6	8	70	0	70	0	1	0	3511
Chuadanga	9445	102	9547	18	34	314	18	332	3	8	22	9879
Jhenaidaha	16365	76	16441	56	41	698	22	720	1	4	12	17161
Magura	9488	39	9527	40	19	599	11	610	3	3	12	10137
Narail	6325	7	6332	14	8	224	2	226	0	0	1	6558
Jashore	29030	64	29094	58	53	1119	10	1129	2	2	24	30223
Khulna	29682	136	29818	91	47	980	14	994	3	2	192	30812
Bagerhat	13942	46	13988	27	25	915	2	917	1	592	14	14905
Satkhira	15690	33	15723	28	42	566	1	567	0	0	19	16290
Khulna Div.	145396	603	145999	370	312	5896	95	5991	13	614	313	151990
Barguna	12456	69	12525	30	31	726	14	740	5	10	23	13265
Patuakhali	22034	25	22059	61	62	1192	31	1223	3	3	14	23282
Barishal	20920	44	20964	59	37	1000	5	1005	2	3	25	21969
Jhalakati	6576	13	6589	20	4	259	2	261	2	2	3	6850
Bhola	21745	65	21810	50	53	788	19	807	35	0	3	22617
Pirojpur	11201	20	11221	40	21	677	3	680	11	2	237	11901
Barishal Div.	94932	236	95168	260	208	4642	74	4716	58	20	305	99884

Name of District	Implant											Total Implant
	Normal					Postpartum						
	Old	New	Total	Drop out		Old	New	Total	Drop out		Postpartum Expire	
No Methd				Switch Over	No Methd				Switch Over			
Gopalganj	9539	10	9549	20	12	626	6	632	1	1	15	10181
Madaripur	15331	15	15346	31	20	740	3	743	1	0	14	16089
Shariatpur	8708	10	8718	16	9	586	27	613	4	0	11	9331
Faridpur	20075	132	20207	83	43	929	11	940	2	3	30	21147
Rajbari	14511	73	14584	40	45	640	16	656	1	2	24	15240
Dhaka	28086	55	28141	29	30	1562	19	1581	8	3	13	29722
Gazipur	15004	19	15023	44	11	522	4	526	1	0	11	15549
Munshiganj	10511	25	10536	31	39	643	10	653	1	7	16	11189
Narayanganj	17163	57	17220	42	40	925	2	927	9	3	17	18147
Narshingdi	13602	34	13636	19	15	713	5	718	1	0	136	14354
Manikganj	14390	87	14477	58	54	520	16	536	3	1	19	15013
Tangail	39413	128	39541	108	97	1150	15	1165	3	2	30	40706
Kishoreganj	31934	147	32081	97	62	1941	36	1977	8	7	37	34058
Dhaka Div.	238267	792	239059	618	477	11497	170	11667	43	29	373	250726
Jamalpur	28735	40	28775	65	42	1167	13	1180	5	2	15	29955
Sherpur	19201	82	19283	47	27	543	18	561	0	1	22	19844
Mymensingh	44079	110	44189	92	78	1968	8	1976	12	7	53	46165
Netrokona	21735	55	21790	62	45	1675	13	1688	3	9	23	23478
Mymensingh Div.	113750	287	114037	266	192	5353	52	5405	20	19	113	119442
Brahmanbaria	23326	29	23355	77	51	2588	16	2604	10	1	45	25959
Cumilla	39310	143	39453	174	50	3147	89	3236	24	18	41	42689
Chandpur	19336	61	19397	63	34	2321	21	2342	7	3	46	21739
Feni	11883	21	11904	24	32	1483	17	1500	2	1	5	13404
Noakhali	25699	54	25753	57	7	3561	9	3570	10	12	35	29323
Lakshimpur	15037	30	15067	37	10	1291	5	1296	3	2	23	16363
Chattoqram	56728	58	56786	154	69	3646	14	3660	9	8	47	60446
Cox's Bazar	27176	54	27230	89	43	2784	28	2812	13	11	23	30042
Rangamati	10249	5	10254	13	8	434	1	435	0	1	20	10689
Khagrachhari	7090	6	7096	19	1	296	4	300	6	0	1	7396
Bandarban	6343	0	6343	43	22	638	0	638	8	0	1	6981
Chattoqram Div.	242177	461	242638	750	327	22189	204	22393	92	57	287	265031
Sylhet	32073	18	32091	56	20	3106	9	3115	2	2	26	35206
Habiganj	14064	14	14078	17	11	2133	3	2136	1	2	17	16214
Moulavi Bazar	17315	25	17340	43	22	1176	2	1178	0	0	13	18518
Sunamganj	21845	18	21863	76	30	2720	8	2728	9	4	17	24591
Sylhet Div.	85297	75	85372	192	83	9135	22	9157	12	8	73	94529
National	1275871	4419	1280290	3694	3017	74590	959	75549	332	794	1952	1355839

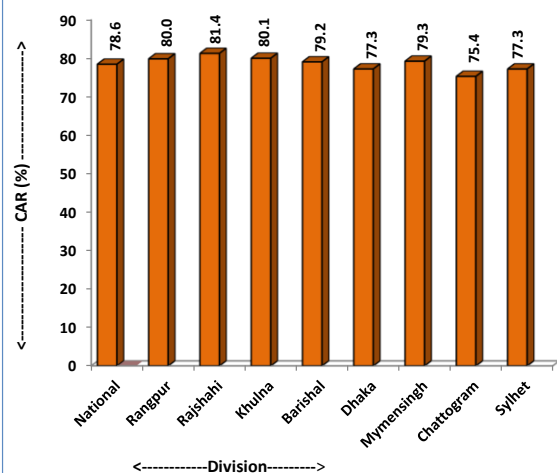
Table -12: Number of New and Total Acceptors upto the end of September,21 and October,21

Method	New Acceptors		% Change of October '21 over September,21	Total Acceptors		% Change of October '21 over September,21
	September '21	October '21		September '21	October '21	
Per.Method (Male)	1211	1018	-15.9	739940	738032	-0.3
Per.Method (Female)	5039	6695	32.9	2087436	2089598	0.1
Per.Method (Total)	6250	7713	23.4	2827376	2827630	0.0
IUD	7601	6905	-9.2	733893	732451	-0.2
Implant	18509	23797	28.6	1398058	1403030	0.4
Injectables	47687	52430	9.9	4226993	4222919	-0.1
Oral Pill	100219	104483	4.3	10566364	10565372	0.0
Condom	36913	38653	4.7	2059027	2061233	0.1
Total	217179	233981	7.7	21811711	21812635	0.0

Table -13: CAR(%) by Division upto the end of September 2021 and October 2021

Division	September '21	October '21	% Change of October '21 over September,21
Rangpur	79.96	79.95	-0.01
Rajshahi	81.36	81.36	0.00
Khulna	80.07	80.09	0.02
Barishal	79.18	79.16	-0.02
Dhaka	77.30	77.32	0.02
Mymensingh	79.38	79.34	-0.04
Chattogram	75.38	75.40	0.02
Sylhet	77.31	77.31	0.00
National	78.55	78.55	0.00

Graph-1: National & Division wise CAR upto the end of October 2021



Graph-2: National & Division wise CAR upto the end of September'21 and October,21

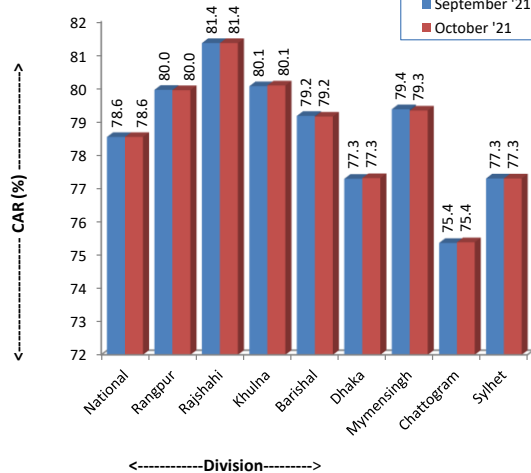


Table -14: District by Range of CAR upto the end of October 2021

Range	Sl.No.	District	CAR (%)
70% & above	1	Joipurhat	83.77
	2	Chuadanga	82.74
	3	Serajganj	82.46
	4	Bogura	82.2
	5	Natore	82.18
	6	Dinajpur	82.06
	7	Rajshahi	81.66
	8	Rangamati	81.65
	9	Nilphamari	81.31
	10	Bhola	81.3
	11	Panchgarh	81.24
	12	Bagerhat	81.07
	13	Gaibandha	81.01
	14	Bandarban	80.89
	15	Lalmonirhat	80.83
	16	Cox's Bazar	80.82
	17	Khulna	80.64
	18	Nawabganj	80.63
	19	Satkhira	80.34
	20	Jashore	80.29
	21	Patuakhali	80.09
	22	Jamalpur	79.97
	23	Naogaon	79.86
	24	Pirojpur	79.73
	25	Mymensingh	79.57
	26	Kustia	79.54
	27	Kishoreganj	79.53
	28	Thakurgaon	79.45
	29	Pabna	79.23
	30	Gopalganj	79.22
	31	Magura	79.2
	32	Meherpur	79.18
	33	Faridpur	79.17
	34	Netrokona	79.06
	35	Rajbari	78.65
	36	Narail	78.59
	37	Madaripur	78.41
	38	Jhenaidaha	78.38
	39	Barguna	78.15
	40	Sherpur	77.96
	41	Sunamganj	77.87
	42	Rangpur	77.7
	43	Manikganj	77.67
	44	Tangail	77.6
	45	Khagrachhari	77.4
	46	Jhalakati	77.34
	47	Sylhet	77.31
	48	Barishal	77.25
	49	Habiganj	77.05
	50	Kurigram	76.98
	51	Moulavi Bazar	76.94
	52	Shariatpur	76.64
	53	Chandpur	76.63
	54	Dhaka	76.47
	55	Narshingdi	76.37
	56	Gazipur	76.18
	57	Cumilla	76.11
	58	Noakhali	76.01
	59	Munshiganj	75.52
	60	Narayanganj	75.29
	61	Chattogram	74.54
	62	Feni	73.28
	63	Lakshmipur	73.06
	64	Brahmanbaria	69.72

Range	Nos of Districts CAR (%)
70% & above	63
60% - 69%	1
0%-59%	Nil

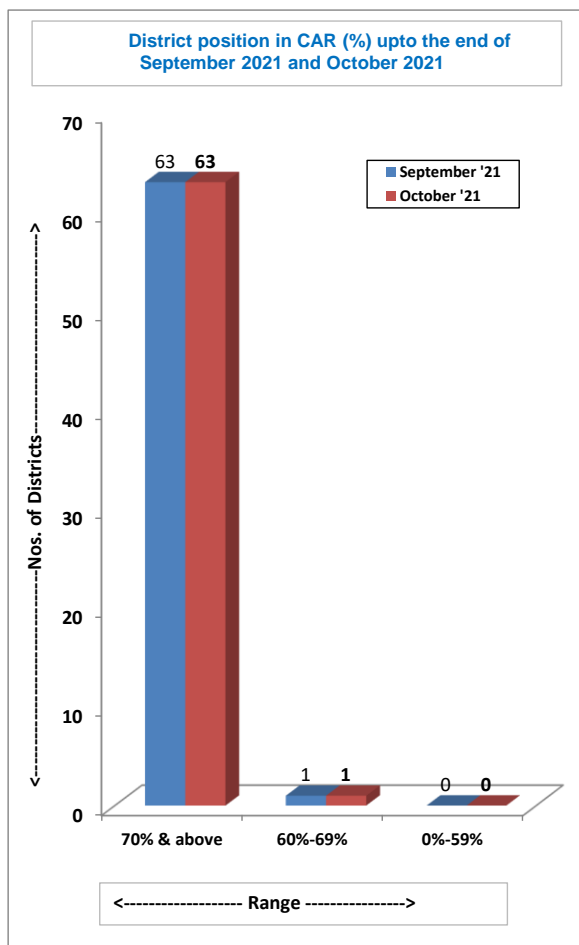


Table -15 : List of Upazila achieved CAR above 70% upto the end of October 2021

Sl. No.	Name of District	Name of Upazila	Total Couples	Total Acceptors	CAR (%)	Sl. No.	Name of District	Name of Upazila	Total Couples	Total Acceptors	CAR (%)
1	Joipurhat	Khetlal	26769	22548	84.2	77	Satkhira	Debhata	27470	22435	81.7
2	Joipurhat	Panchbibi	55280	46491	84.1	78	Bogura	Sherpur	86262	70449	81.7
3	Serajganj	Sirajganj Sadar	124893	105009	84.1	79	Cox's Bazar	Teknaf	53238	43469	81.7
4	Joipurhat	Akkelpur	31371	26365	84	80	Nilphamari	Dimla	64033	52250	81.6
5	Rangamati	Langadu	15912	13341	83.8	81	Jamalpur	Jamalpur Sadar	136288	111131	81.5
6	Bogura	Sariakandi	50183	41978	83.6	82	Bagerhat	Sarankhola	20966	17095	81.5
7	Joipurhat	Joypurhat Sadar	66269	55386	83.6	83	Rajshahi	Bagha	43455	35424	81.5
8	Chuadanga	Jiban Nagar	38340	31975	83.4	84	Cox's Bazar	Ramu	46744	38103	81.5
9	Cox's Bazar	Chakaria	86091	71798	83.4	85	Rangamati	Jurachhari	4515	3677	81.4
10	Bogura	Dhunot	68716	57260	83.3	86	Jhenaidaha	Kotchandpur	32178	26205	81.4
11	Chuadanga	Alamdanga	81768	68093	83.3	87	Bhola	Daulatkhan	34962	28472	81.4
12	Bogura	Kahalo	55802	46457	83.3	88	Gaibandha	Palashbari	59372	48345	81.4
13	Natore	Gurudashpur	53465	44493	83.2	89	Jashore	Bagherpara	48603	39573	81.4
14	Chuadanga	Chuadanga Sadar	71100	59135	83.2	90	Manikganj	Saturia	39383	32065	81.4
15	Joipurhat	Kalai	35405	29396	83	91	Bandarban	Naikhongchhari	12039	9800	81.4
16	Khulna	Batiaghata	39066	32421	83	92	Gaibandha	Sadullahpur	72386	58909	81.4
17	Bagerhat	Bagerhat Sadar	55484	46032	83	93	Serajganj	Tarash	47532	38660	81.3
18	Rajshahi	Bagmara	88985	73770	82.9	94	Chuadanga	Damurhuda	70144	57042	81.3
19	Bagerhat	Kachua	20635	17102	82.9	95	Rangamati	Belaichhari	4873	3962	81.3
20	Dinajpur	Birganj	74301	61504	82.8	96	Kishoreganj	Nikli	27598	22436	81.3
21	Rangamati	Naniarchar	9281	7680	82.7	97	Lalmonirhat	Patgram	48824	39674	81.3
22	Rajshahi	Godagari	73602	60887	82.7	98	Gaibandha	Gobindaganj	111908	90922	81.2
23	Serajganj	Ullahpara	124992	103385	82.7	99	Jashore	Keshobpur	59997	48733	81.2
24	Bogura	Shajahanpur	81206	67124	82.7	100	Dinajpur	Parbatipur	84068	68284	81.2
25	Dinajpur	Birol	55831	46145	82.7	101	Bandarban	Bandarban	17147	13926	81.2
26	Dinajpur	Hakimpur	21577	17832	82.6	102	Bogura	Bogra Sadar	95270	77350	81.2
27	Dinajpur	Chirir Bandar	66383	54843	82.6	103	Dinajpur	Khanshama	44716	36287	81.1
28	Bogura	Sonatola	39847	32912	82.6	104	Kishoreganj	Kishoreganj	74110	60139	81.1
29	Gaibandha	Sundarganj	115690	95478	82.5	105	Bagerhat	Morralganj	58091	47131	81.1
30	Serajganj	Kamarkhand	31230	25763	82.5	106	Bhola	Chartashion	92521	75065	81.1
31	Serajganj	Rayganj	70300	57970	82.5	107	Bogura	Adamdighi	45855	37183	81.1
32	Bhola	Monpura	15426	12720	82.5	108	Natore	Bagatipara	31377	25439	81.1
33	Serajganj	Shazadpur	115733	95404	82.4	109	Kustia	Bheramara	52137	42266	81.1
34	Bogura	Shibganj	91455	75377	82.4	110	Panchgarh	Debiganj	56076	45459	81.1
35	Nilphamari	Nilphamari Sadar	104866	86429	82.4	111	Pirojpur	Pirojpur Sadar	28718	23276	81.1
36	Dinajpur	Birampur	35848	29545	82.4	112	Rajshahi	Durgapur	45195	36625	81.0
37	Dinajpur	Bochaganj	34689	28582	82.4	113	Jashore	Monirampur	97366	78864	81.0
38	Bagerhat	Fakirhat	30654	25256	82.4	114	Nilphamari	Saidpur	55983	45327	81.0
39	Bandarban	Alikadam	10411	8577	82.4	115	Panchgarh	Panchgarh	64052	51857	81.0
40	Rangamati	Rangamati Sadar	20204	16640	82.4	116	Bhola	Tajumuddin	26576	21515	81.0
41	Bhola	Lalmohan	64483	53103	82.4	117	Satkhira	Kaliganj	68194	55206	81.0
42	Rajshahi	Boalia (Sadar)	101845	83827	82.3	118	Khulna	Dacope	31984	25890	80.9
43	Dinajpur	Dinajpur Sadar	102414	84269	82.3	119	Serajganj	Kazipur	58467	47321	80.9
44	Khulna	Digholia	94506	77728	82.2	120	Gaibandha	Fulchhari	37185	30092	80.9
45	Natore	Natore Sadar	106251	87356	82.2	121	Rajshahi	Puthiya	50261	40672	80.9
46	Mymensingh	Mymensingh	145711	119762	82.2	122	Thakurgaon	Ranisankail	50285	40680	80.9
47	Rangamati	Kawkhali	10781	8861	82.2	123	Naogaon	Sapahar	40059	32402	80.9
48	Bhola	Bhola Sadar	87806	72140	82.2	124	Patuakhali	Dashmina	28328	22912	80.9
49	Bogura	Dupchanchia	44468	36531	82.2	125	Nawabganj	Bholahat	25590	20694	80.9
50	Natore	Singra	87120	71555	82.1	126	Serajganj	Chouhali	22636	18291	80.8
51	Faridpur	Modhukhali	47034	38629	82.1	127	Pirojpur	Indurkani	16220	13105	80.8
52	Natore	Lalpur	68292	56082	82.1	128	Pabna	Chatmohor	75261	60807	80.8
53	Rangamati	Rajsthali	4690	3851	82.1	129	Manikganj	Shibalaya	35455	28643	80.8
54	Manikganj	Ghior	35716	29317	82.1	130	Gazipur	Gazipur Sadar	98140	79283	80.8
55	Naogaon	Manda	92744	76105	82.1	131	Netrokona	Netrokona	70777	57155	80.8
56	Panchgarh	Atowari	20213	16579	82	132	Kishoreganj	Tarail	31486	25420	80.7
57	Rajshahi	Tanore	46839	38401	82	133	Patuakhali	Golachipa	82823	66866	80.7
58	Panchgarh	Boda	58616	48038	82	134	Naogaon	Porsa	30916	24956	80.7
59	Nawabganj	Nachol	34757	28481	81.9	135	Bogura	Nandigram	43618	35209	80.7
60	Natore	Baraigram	69815	57208	81.9	136	Bandarban	Thanchi	4494	3627	80.7
61	Nilphamari	Domar	58434	47881	81.9	137	Pabna	Ishwardi	73909	59647	80.7
62	Dinajpur	Fulbari	37399	30643	81.9	138	Faridpur	Faridpur Sadar	97701	78830	80.7
63	Bogura	Gabtal	75216	61609	81.9	139	Kustia	Khoksa	30812	24850	80.7
64	Naogaon	Niamatpur	59118	48387	81.8	140	Nawabganj	Gomostapur	66677	53775	80.7
65	Lalmonirhat	Aditmari	49602	40589	81.8	141	Naogaon	Naogaon Sadar	63153	50932	80.6
66	Dinajpur	Kaharole	36033	29474	81.8	142	Jashore	Jessore Sadar	152990	123369	80.6
67	Kishoreganj	Bhariab	61129	49997	81.8	143	Jhenaidaha	Harinakunda	44015	35491	80.6
68	Serajganj	Belkuchi	72052	58914	81.8	144	Bandarban	Ruma	5034	4059	80.6
69	Khulna	Dumuria	65799	53801	81.8	145	Meherpur	Mujibnagar	22784	18364	80.6
70	Satkhira	Asasuni	57633	47112	81.7	146	Cox's Bazar	Pekua	33666	27122	80.6
71	Rajshahi	Poba	78158	63877	81.7	147	Nawabganj	Chapai	121180	97609	80.5
72	Dinajpur	Nawabganj	51559	42130	81.7	148	Rangamati	Baghaichhari	12870	10366	80.5
73	Cox's Bazar	Moheshkhali	60096	49097	81.7	149	Faridpur	Nagarkanda	38975	31380	80.5
74	Bagerhat	Mongla	27618	22559	81.7	150	Rangamati	Barkal	7493	6032	80.5
75	Pabna	Santhia	90647	74041	81.7	151	Naogaon	Patnitola	55466	44640	80.5
76	Lalmonirhat	Hatibandha	52311	42727	81.7	152	Dinajpur	Ghoraghat	25726	20702	80.5
153	Pirojpur	Bhandaria	25140	20225	80.4	231	Kustia	Kumarkhali	73957	58641	79.3
154	Rangpur	Gangachhara	69536	55910	80.4	232	Narail	Kalia	45466	36042	79.3
155	Tangail	Modhupur	113991	91631	80.4	233	Netrokona	Atpara	26353	20889	79.3
156	Jashore	Abhaynagar	56203	45178	80.4	234	Khagrachhari	Manikchhari	12157	9636	79.3
157	Kishoreganj	Austagram	30090	24187	80.4	235	Mymensingh	Fulbaria	88203	69902	79.3
158	Chattogram	Banshkhali	81492	65477	80.3	236	Barishal	Uzirpur	48346	38302	79.2

Sl. No.	Name of District	Name of Upazila	Total Couples	Total Acceptors	CAR (%)	Sl. No.	Name of District	Name of Upazila	Total Couples	Total Acceptors	CAR (%)
159	Gopalganj	Muksudpur	56654	45518	80.3	237	Rangpur	Taraganj	36396	28834	79.2
160	Magura	Magura Sadar	80771	64885	80.3	238	Netrokona	Kalmakanda	52024	41213	79.2
161	Jamalpur	Sharishabari	67485	54205	80.3	239	Mymensingh	Bhaluka	91348	72333	79.2
162	Patuakhali	Dumki	13469	10818	80.3	240	Shariatpur	Janjira	33432	26467	79.2
163	Nawabganj	Shibganj	133978	107587	80.3	241	Khulna	Koyra	41641	32953	79.1
164	Kurigram	Fulbari	42384	34022	80.3	242	Sunamganj	Dharmapasa	45359	35895	79.1
165	Kishoreganj	Katiadi	61785	49595	80.3	243	Kishoreganj	Mithamoin	24513	19398	79.1
166	Nilphamari	Jaldhaka	78598	63078	80.3	244	Mymensingh	Haluaghat	67926	53746	79.1
167	Panchagarh	Tentulia	29820	23931	80.3	245	Jhenaidaha	Moheshpur	72830	57623	79.1
168	Pirojpur	Nesarabad	41628	33403	80.2	246	Netrokona	Kendua	59670	47196	79.1
169	Netrokona	Barhatta	34827	27939	80.2	247	Habiganj	Lakhai	29741	23520	79.1
170	Lalmonirhat	Lalmonirhat Sadar	78665	63092	80.2	248	Cumilla	Brahmanpara	42717	33775	79.1
171	Mymensingh	Gouripur	64262	51539	80.2	249	Pirojpur	Kawkhali	12573	9941	79.1
172	Bandarban	Lama	19547	15673	80.2	250	Rajshahi	Mohanpur	44528	35190	79.0
173	Satkhira	Shyamnagar	75669	60651	80.2	251	Kurigram	Char Rajibpur	24335	19231	79.0
174	Kustia	Daulatpur	111345	89241	80.1	252	Sylhet	Sylhet Sadar	164475	129957	79.0
175	Meherpur	Meherpur Sadar	62447	50050	80.1	253	Barguna	Amtali	66494	52525	79.0
176	Jashore	Sarsa	80562	64555	80.1	254	Sunamganj	Jogonnathpur	34997	27643	79.0
177	Jamalpur	Dewanganj	60171	48208	80.1	255	Naogaon	Badaigachhi	49314	38937	79.0
178	Gopalganj	Gopalganj Sadar	57895	46360	80.1	256	Jashore	Jhikarghachha	70840	55921	78.9
179	Nilphamari	Kishoreganj	54754	43844	80.1	257	Pabna	Bhangoora	29912	23603	78.9
180	Cumilla	Chouddagram	88497	70859	80.1	258	Netrokona	Modan	27777	21918	78.9
181	Gaibandha	Gaibandha Sadar	103862	83134	80	259	Kishoreganj	Itna	33204	26200	78.9
182	Patuakhali	Mirzaganj	24667	19740	80	260	Faridpur	Alphadanga	21374	16862	78.9
183	Madaripur	Shibchar	58987	47191	80	261	Habiganj	Azmiriganj	21103	16635	78.8
184	Kurigram	Chilmari	31872	25466	79.9	262	Bagerhat	Rampal	34740	27378	78.8
185	Khagrachhari	Matiranga	25724	20552	79.9	263	Rajbari	Rajbari Sadar	72814	57379	78.8
186	Rajshahi	Charghat	49723	39723	79.9	264	Kustia	Kushitia Sadar	115796	91248	78.8
187	Khulna	Rupsha	38878	31058	79.9	265	Gopalganj	Kasiani	44673	35198	78.8
188	Madaripur	Madaripur Sadar	72737	58104	79.9	266	Bandarban	Rowangchhari	5544	4368	78.8
189	Barguna	Patharghata	34880	27861	79.9	267	Manikganj	Daulatpur	35446	27927	78.8
190	Pirojpur	Nazirpur	33215	26525	79.9	268	Noakhali	Chatkhil	45391	35753	78.8
191	Khulna	Paikgachha	59122	47205	79.8	269	Barishal	Gournadi	37528	29551	78.7
192	Khulna	Fultala	28314	22599	79.8	270	Bagerhat	Chitalmari	28734	22623	78.7
193	Habiganj	Baniachhong	59352	47372	79.8	271	Rangpur	Rangpur Sadar	138926	109312	78.7
194	Mymensingh	Trisal	93563	74674	79.8	272	Sylhet	Jakiganj	37504	29508	78.7
195	Rajbari	Pangsha	58048	46319	79.8	273	Kishoreganj	Bazitpur	46192	36336	78.7
196	Mymensingh	Ishwarganj	83233	66413	79.8	274	Netrokona	Durgapur	46843	36830	78.6
197	Cumilla	Debidwar	93787	74795	79.7	275	Bagerhat	Mollahat	27552	21654	78.6
198	Thakurgaon	Thakurgaon Sadar	131792	105082	79.7	276	Dhaka	Savar	150911	118570	78.6
199	Satkhira	Tala	63999	51022	79.7	277	Sunamganj	Sadar (South)	29406	23102	78.6
200	Satkhira	Satkhira Sadar	95542	76166	79.7	278	Bhola	Borhanuddin	51863	40741	78.6
201	Jamalpur	Bakshiganj	42404	33802	79.7	279	Gazipur	Sreepur	103671	81435	78.6
202	Sherpur	Sribordi	58048	46271	79.7	280	Kustia	Mirpur	78957	62014	78.5
203	Patuakhali	Patuakhali Sadar	71975	57368	79.7	281	Tangail	Bhuapur	44448	34895	78.5
204	Jamalpur	Melandaha	63536	50638	79.7	282	Kishoreganj	Karimganj	56001	43945	78.5
205	Patuakhali	Kalapara	53616	42726	79.7	283	Jhalakati	Kathalia	21773	17081	78.5
206	Mymensingh	Mukttagacha	90512	72117	79.7	284	Mymensingh	Nandail	84574	66347	78.4
207	Rangpur	Pirganj	97286	77499	79.7	285	Faridpur	Char	13211	10362	78.4
208	Patuakhali	Bauphal	65719	52347	79.7	286	Tangail	Tangail Sadar	121762	95497	78.4
209	Lalmonirhat	Kaliganj	53877	42889	79.6	287	Mymensingh	Phulpur	126355	99047	78.4
210	Thakurgaon	Haripur	31802	25312	79.6	288	Sunamganj	Tahirpur	37918	29715	78.4
211	Naogaon	Mohadebpur	69997	55710	79.6	289	Gaibandha	Shaghata	57105	44741	78.3
212	Khagrachhari	Lakshnichhari	5715	4548	79.6	290	Faridpur	Sadarpur	34928	27359	78.3
213	Faridpur	Saltha	35199	28006	79.6	291	Jamalpur	Madarganj	54424	42630	78.3
214	Narail	Lohagara	48459	38556	79.6	292	Chandpur	Chandpur Sadar	74743	58544	78.3
215	Magura	Shalikha	32337	25727	79.6	293	Kishoreganj	Kuliarchar	36245	28367	78.3
216	Tangail	Gopalpur	58218	46308	79.5	294	Thakurgaon	Baliadangi	43159	33777	78.3
217	Cox's Bazar	Cox's Bazar Sadar	84566	67254	79.5	295	Faridpur	Bhanga	56542	44232	78.2
218	Sunamganj	Chhatak	56031	44560	79.5	296	Netrokona	Mohonganj	31907	24949	78.2
219	Barguna	Bmna	15001	11928	79.5	297	Thakurgaon	Pirganj	49707	38855	78.2
220	Habiganj	Habiganj Sadar	64772	51496	79.5	298	Chandpur	Faridganj	84546	66067	78.1
221	Sherpur	Nalitabari	58427	46425	79.5	299	Mymensingh	Gafargaon	88484	69139	78.1
222	Pabna	Bera	58890	46792	79.5	300	Sunamganj	Bishwamvarpur	28543	22291	78.1
223	Mymensingh	Dhubaura	41663	33103	79.5	301	Jamalpur	Islampur	68359	53368	78.1
224	Sherpur	Jhenaigati	38023	30202	79.4	302	Magura	Sripur	37695	29419	78.0
225	Khulna	Khulna Sadar	75660	60097	79.4	303	Barishal	Bakerganj	65085	50777	78.0
226	Satkhira	Kolaroa	52812	41946	79.4	304	Meherpur	Gagni	77664	60570	78.0
227	Rajbari	Kalukhali	34016	27011	79.4	305	Jhenaidaha	Jhenaidaha	100413	78307	78.0
228	Pabna	Atghoria	36271	28795	79.4	306	Sunamganj	Sulla	20238	15782	78.0
229	Jhalakati	Rajapur	24562	19498	79.4	307	Kishoreganj	Hossainpur	39284	30620	77.9
230	Kurigram	Rajarhat	48010	38086	79.3	308	Shariatpur	Goshairhat	30646	23887	77.9
309	Dhaka	Keraniganj	144574	112688	77.9	387	Cumilla	Barura	91134	69620	76.4
310	Gopalganj	Kotalipara	44473	34660	77.9	388	Rangpur	Kaunia	47994	36646	76.4
311	Pirojpur	Mathbaria	49519	38582	77.9	389	Sylhet	Balaganj	50292	38400	76.4
312	Naogaon	Rani Nagar	43196	33652	77.9	390	Barguna	Betagi	23732	18119	76.3
313	Sylhet	Golappanj	49186	38317	77.9	391	Sunamganj	Jamalganj	30436	23237	76.3
314	Jashore	Chowgachha	53183	41416	77.9	392	Tangail	Basail	39530	30176	76.3
315	Sylhet	Gowainghat	55263	43033	77.9	393	Sylhet	South Shurma	56265	42898	76.2
316	Magura	Mohammadpur	43507	33861	77.8	394	Chattogram	Doublemooring	45284	34520	76.2
317	Khulna	Terokhada	26503	20626	77.8	395	Moulavi Bazar	Komolganj	47657	36273	76.1
318	Rajbari	Goalunda Ghat	26312	20475	77.8	396	Shariatpur	Naria	41729	31761	76.1
319	Naogaon	Atrai	47034	36590	77.8	397	Feni	Parshuram	20553	15624	76.0
320	Narayanganj	Bandar	67835	52771	77.8	398	Dhaka	Mirpur	85843	65242	76.0

Sl. No.	Name of District	Name of Upazila	Total Couples	Total Acceptors	CAR (%)	Sl. No.	Name of District	Name of Upazila	Total Couples	Total Acceptors	CAR (%)
321	Dhaka	Iejgaon	149830	116466	77.7	399	Moulavi Bazar	Juri	26099	19824	76.0
322	Narshingdi	Narshingdi Sadar	125908	97855	77.7	400	Dhaka	Dhamrai	90863	69001	75.9
323	Tangail	Kalihati	90981	70670	77.7	401	Jhalakati	Jhalakati Sadar	35722	27121	75.9
324	Rangamati	Kaptai	10542	8187	77.7	402	Kishoreganj	Pakundia	48945	37156	75.9
325	Moulavi Bazar	Kulaura	62490	48497	77.6	403	Cumilla	Monohargonj	51471	39059	75.9
326	Madaripur	Kalkini	55895	43377	77.6	404	Cumilla	Laksham	53640	40682	75.8
327	Jhenaidaha	Kaliganj	63891	49570	77.6	405	Noakhali	Sonaimuri	66869	50687	75.8
328	Barishal	Babuganj	26704	20717	77.6	406	Sunamganj	Dherai	41212	31232	75.8
329	Cox's Bazar	Ukhiya	44007	34113	77.5	407	Brahmanbaria	Ashuganj	29179	22108	75.8
330	Barishal	Agailjhara	28797	22315	77.5	408	Tangail	Shakhipur	69077	52332	75.8
331	Khagrachhari	Panchhari	12070	9349	77.5	409	Barishal	Barisal Sadar	84365	63888	75.7
332	Netrokona	Purbadhala	56755	43959	77.5	410	Cumilla	Muradnagar	105069	79556	75.7
333	Tangail	Ghatail	102690	79530	77.4	411	Cumilla	Lalmai	38247	28957	75.7
334	Sylhet	Kanaighat	48768	37766	77.4	412	Sherpur	Nakla	45148	34180	75.7
335	Munshiganj	Tongi Bari	39124	30281	77.4	413	Narayanganj	Narayanganj	199582	151035	75.7
336	Gopalganj	Tungipara	19740	15278	77.4	414	Noakhali	Subarna Char	54506	41245	75.7
337	Manikganj	Manikganj Sadar	66262	51273	77.4	415	Chattogram	Hathazari	74104	56065	75.7
338	Narail	Narail Sadar	62704	48501	77.3	416	Chattogram	Rawzan	64658	48908	75.6
339	Pabna	Pabna Sadar	137900	106661	77.3	417	Chandpur	Haimchar	18426	13929	75.6
340	Habiganj	Nabiganj	60240	46588	77.3	418	Shariatpur	Palong (Sadar)	42685	32234	75.5
341	Pabna	Faridpur	28415	21965	77.3	419	Narshingdi	Monohordi	58266	43982	75.5
342	Rangpur	Pirgachha	51260	39623	77.3	420	Noakhali	Sudharam	91541	69097	75.5
343	Cox's Bazar	Kutubdia	24605	19013	77.3	421	Narshingdi	Palash	42241	31882	75.5
344	Chattogram	Boalkhali	47388	36611	77.3	422	Chandpur	Sharasti	49476	37321	75.4
345	Netrokona	Khaliajhuri	17416	13452	77.2	423	Barishal	Hizla	25671	19361	75.4
346	Moulavi Bazar	Barlekha	44278	34188	77.2	424	Sylhet	Biswanath	31563	23803	75.4
347	Shariatpur	Damoduya	23602	18214	77.2	425	Chattogram	Sitakunda	79703	60077	75.4
348	Moulavi Bazar	Moulavi Bazar	55458	42775	77.1	426	Narayanganj	Rupganj	97415	73383	75.3
349	Lakshmipur	Ramgoti	35527	27396	77.1	427	Kurigram	Roumari	45705	34427	75.3
350	Chandpur	Hajiganj	64523	49745	77.1	428	Chandpur	Matlab (South)	43848	32998	75.3
351	Khagrachhari	Dighinala	16993	13100	77.1	429	Rangpur	Mithapukur	98681	74243	75.2
352	Cumilla	Adarsho Sadar	113874	87777	77.1	430	Madaripur	Rajoir	48419	36417	75.2
353	Barishal	Banaripara	29630	22834	77.1	431	Habiganj	Bahubal	36382	27357	75.2
354	Moulavi Bazar	Sreemongal	65150	50165	77	432	Cumilla	Meghna	23105	17371	75.2
355	Khagrachhari	Khagrachhari	19898	15315	77	433	Shariatpur	Bhedarganj	45286	34042	75.2
356	Chattogram	Panchlaish	32650	25127	77	434	Sylhet	Companiganj	28769	21613	75.1
357	Pabna	Sujanagar	63338	48739	77	435	Tangail	Delduar	47963	36028	75.1
358	Narshingdi	Belaboo	42187	32458	76.9	436	Cumilla	Comilla Sadar	51153	38407	75.1
359	Gazipur	Tongi	29823	22941	76.9	437	Cumilla	Chandina	78786	59143	75.1
360	Moulavi Bazar	Rajnagar	42013	32308	76.9	438	Lakshmipur	Kamalnagar	34235	25695	75.1
361	Barishal	Mehendiganj	51085	39265	76.9	439	Noakhali	Begumganj	114318	85749	75.0
362	Rajbari	Ballakandi	45992	35348	76.9	440	Khagrachhari	Mahachhari	9752	7310	75.0
363	Sylhet	Jaintapur	31157	23943	76.8	441	Tangail	Nagarpur	67116	50296	74.9
364	Noakhali	Hatiya	77464	59527	76.8	442	Noakhali	Companiganj	51307	38445	74.9
365	Narshingdi	Raipura	114419	87914	76.8	443	Feni	Sonagazi	55460	41550	74.9
366	Sherpur	Sherpur Sadar	125273	96239	76.8	444	Gazipur	Kaliganj	56309	42168	74.9
367	Gazipur	Kaliakair	61296	47086	76.8	445	Sylhet	Biani Bazar	34396	25743	74.8
368	Habiganj	Chunarughat	63084	48421	76.8	446	Kurigram	Ulipur	106724	79785	74.8
369	Munshiganj	Serajdikhan	59683	45800	76.7	447	Munshiganj	Munshiganj	82771	61835	74.7
370	Sunamganj	Dowara Bazar	41686	31988	76.7	448	Naogaon	Dhamoirhat	44844	33499	74.7
371	Chandpur	Kachua	83790	64296	76.7	449	Munshiganj	Lohajong	31258	23343	74.7
372	Noakhali	Senbag	55497	42577	76.7	450	Chattogram	Anwara	48453	36123	74.6
373	Barishal	Muladi	31380	24074	76.7	451	Chattogram	Rangunia	76098	56696	74.5
374	Tangail	Mirzapur	96036	73665	76.7	452	Faridpur	Boalmari	54627	40684	74.5
375	Kurigram	Nageswari	103602	79465	76.7	453	Narayanganj	Sonargaon	90011	66954	74.4
376	Kurigram	Bhurungamari	66905	51315	76.7	454	Feni	Fulgazi	24934	18540	74.4
377	Lakshmipur	Ramganj	61521	47182	76.7	455	Rangpur	Badarganj	67257	49831	74.1
378	Jhalakati	Naichhiti	34860	26728	76.7	456	Brahmanbaria	Kashba	66298	49118	74.1
379	Cumilla	Titash	34472	26422	76.6	457	Munshiganj	Srinagar	59353	43962	74.1
380	Noakhali	Kabirhat	37947	29067	76.6	458	Chandpur	Motlab (North)	58652	43411	74.0
381	Barguna	Barguna Sadar	59532	45580	76.6	459	Sylhet	Fenchuganj	18970	13997	73.8
382	Munshiganj	Gazaria	31848	24375	76.5	460	Brahmanbaria	Bijoy Nagar	52685	38872	73.8
383	Sunamganj	Sunamganj Sadar	44275	33882	76.5	461	Brahmanbaria	Brahmanbaria	80604	59467	73.8
384	Kurigram	Kurigram Sadar	73286	56073	76.5	462	Narshingdi	Shibpur	59405	43789	73.7
385	Feni	Feni Sadar	94446	72196	76.4	463	Manikganj	Harirampur	32496	23953	73.7
386	Jhenaidaha	Sailkupa	81965	62632	76.4	464	Brahmanbaria	Akhaura	31252	23031	73.7
465	Cumilla	Homna	41597	30647	73.7	476	Khagrachhari	Ramgarh	13103	9524	72.7
466	Chattogram	Sandwip	60555	44584	73.6	477	Chattogram	Patiya	70469	51049	72.4
467	Cumilla	Burichong	69307	51017	73.6	478	Chattogram	Fatichhari	108844	78844	72.4
468	Narayanganj	Araihazar	85891	62951	73.3	479	Brahmanbaria	Nasirnagar	57694	41563	72.0
469	Chattogram	Mirsharai	85914	62843	73.1	480	Chattogram	Lohagora	51240	36867	71.9
470	Chattogram	Karnaphuli	27689	20245	73.1	481	Habiganj	Madhabpur	65947	47284	71.7
471	Cumilla	Daudkandi	74651	54558	73.1	482	Chattogram	Chandanaish	45639	32704	71.7
472	Cumilla	Nangolkot	77200	56413	73.1	483	Dhaka	Nawabganj	71736	51268	71.5
473	Lakshmipur	Raipur	59761	43591	72.9	484	Dhaka	Dohar	48542	34425	70.9
474	Chattogram	Satkania	72140	52611	72.9	485	Brahmanbaria	Sarail	57565	40819	70.9
475	Manikganj	Singair	64766	47230	72.9	486	Feni	Dagonbhuiyan	54831	38598	70.4

Sl. No.	Name of District	Name of Upazila	Total Couples	Total Acceptors	CAR (%)	Sl. No.	Name of District	Name of Upazila	Total Couples	Total Acceptors	CAR (%)
---------	------------------	-----------------	---------------	-----------------	---------	---------	------------------	-----------------	---------------	-----------------	---------

Table-16: List of Upazila achieved CAR 50-70% up to the end of October 2021

Sl. No.	Name of District	Name of Upazila	Total Couples	Total Acceptors	CAR (%)
1	Brahmanbaria	Nabinagar	100097	70082	70.0
2	Lakshmipur	Lakshmipur Sadar	139920	97934	70.0
3	Gazipur	Kapasia	72622	48470	66.7
4	Feni	Chhagalnaiya	35682	22994	64.4
5	Brahmanbaria	Bancharampur	65233	31864	48.8

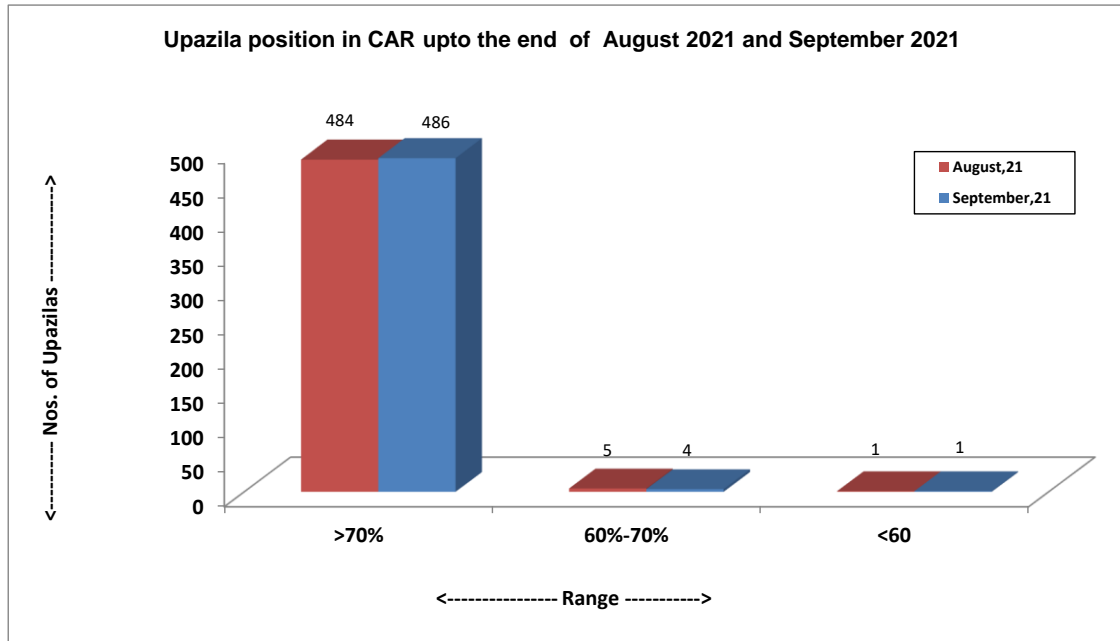


Table -17: Method wise Dropout and Switch Over by Division upto the end of October 2021

Division	Number of Acceptors dropped out and Switch Over									
	Oral Pill		Condom		Injectable		IUD		Implant	
	No Method	Switch Over	No Method	Switch Over	No Method	Switch Over	No Method	Switch Over	No Method	Switch Over
Rangpur	6702	5361	1491	1303	3590	3256	425	383	1068	1363
Rajshahi	9187	6537	3550	3006	3962	3667	491	380	1266	1428
Khulna	6192	4486	2389	1646	3182	2367	389	235	865	723
Barisal	3883	2847	1025	726	2577	1962	359	199	770	518
Dhaka	12802	6798	4423	2783	4626	3230	789	447	1654	1225
Mymensingh	5043	3044	968	669	1845	1522	292	131	634	644
Chattogram	8994	5239	3479	1714	5412	3015	1143	554	2279	1324
Sylhet	7684	2334	2280	800	2698	1052	434	152	715	460
National	60487	36646	19605	12647	27892	20071	4322	2481	9251	7685

Table -18: Contraceptive Acceptors and Acceptance Rate by Division upto the end of September 2021 and October 2021

Division	Month	Total Eligible Couple	Total Number of Acceptors							CAR (%)
			Permanent Method	IUD	Implant	Injectable	Oral Pill	Condom	Total	
Rangpur	Sep-21	3637798	436238	67472	186420	624989	1426047	167735	2908901	79.96
	Oct-21	3613680	433738	65236	185081	621028	1417451	166445	2888979	79.95
Rajshahi	Sep-21	4269781	479536	97641	190050	617260	1678742	410715	3473944	81.36
	Oct-21	4272304	479597	97533	190593	617311	1679656	411187	3475877	81.36
Khulna	Sep-21	3498393	414839	79401	155955	560465	1276920	313642	2801222	80.07
	Oct-21	3500492	414793	79351	156844	559961	1278341	314373	2803663	80.09
Barisal	Sep-21	1665334	137170	49870	104058	342998	601432	83002	1318530	79.18
	Oct-21	1666394	137127	49762	104599	342455	602005	83167	1319115	79.16
Dhaka	Sep-21	5493578	537996	155637	260453	704058	2092988	495193	4246325	77.3
	Oct-21	5496901	538614	155815	261502	705415	2093394	495689	4250429	77.32
Mymensingh	Sep-21	2294089	192470	50568	123679	325101	1010278	118983	1821079	79.38
	Oct-21	2307769	193304	51467	124582	327146	1014660	119762	1830921	79.34
Chattogram	Sep-21	5151296	424281	181701	279980	799680	1854468	342856	3882966	75.38
	Oct-21	5155150	424349	181859	281694	799682	1856564	342873	3887021	75.4
Sylhet	Sep-21	1758620	205100	50161	102435	248368	624497	129107	1359668	77.31
	Oct-21	1760475	205543	49988	103264	247804	625505	128904	1361008	77.31
National	Sep-21	27768889	2827630	732451	1403030	4222919	10565372	2061233	21812635	78.55
	Oct-21	27773165	2827065	731011	1408159	4220802	10567576	2062400	21817013	78.55

Table -19: Status of Contraceptive Method-Mix based on CAR at the end of the Month of October 2021

Method	Rangpur	Rajshahi	Khulna	Barishal	Dhaka	Mymensingh	Chattogram	Sylhet	National
Permanent Method	15.01	13.8	14.79	10.4	12.67	10.56	10.92	15.1	12.96
I U D	2.26	2.81	2.83	3.77	3.67	2.81	4.68	3.67	3.35
Implant	6.41	5.48	5.59	7.93	6.15	6.8	7.25	7.59	6.45
Injectables	21.5	17.76	19.97	25.96	16.6	17.87	20.57	18.21	19.35
Oral Pill	49.06	48.32	45.6	45.64	49.25	55.42	47.76	45.96	48.44
Condom	5.76	11.83	11.21	6.3	11.66	6.54	8.82	9.47	9.45
Total	100.0	100.0	100.0	100.0	100.0	100.0	100.0	100.0	100.0

Method-Mix for the month of October 2021

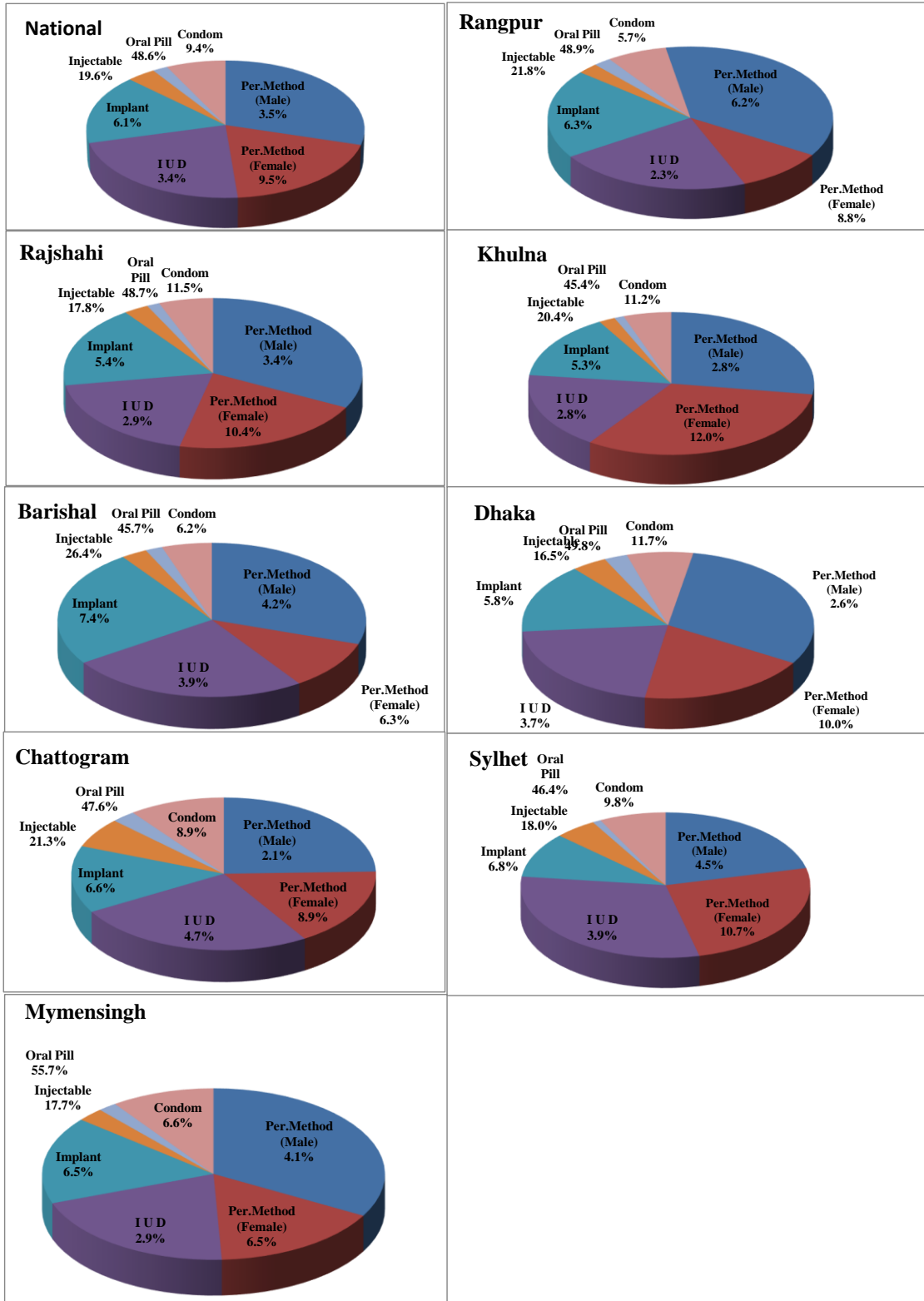


Table -20: Performance by type of MCH services for the month of September 2021 and October 2021

(in Number)

Services	Performance		% Change of October '21 over September,21	
	September '21	October '21		
Number of Pregnant Women	930659	933774	0.33	
No. of High Risk Pregnant Mother Referred	5254	5430	3.35	
Treatment, Advised & Referred Infertile Couple	109525	109123	-0.37	
Treatment of RTI/STI (MCHTI, MFSTC, FWVTI-Raj & MCWCs)	6460	6049	-6.36	
Antenatal Care	1 st visit (within 4 Month)	183076	167983	-8.24
	2 nd visit (within 6 Month)	125554	124811	-0.59
	3 rd visit (within 8 Month)	99074	97300	-1.79
	4 th visit (in 9 th month) (including MCHTI, MFSTC & FWVTI-Raj)	86145	83978	-2.52
Delivery conducted in MCHTI, MFSTC, FWVTI-Rajshahi, MCWC, UHC, UH&FWC & NGO Clinics	Normal	48087	49395	2.72
	C-Section	44014	45246	2.80
	Total Delivery	92101	94641	2.76
Postnatal Care (including MCHTI, MFSTC, FWVTI-Raj, MCWC, UHC, UH&FWC)	PNC-1 (within 24 Hour)	43093	43822	1.69
	PNC-2 (within 2- 3 day)	38563	39739	3.05
	PNC-3 (within 7 -14 day)	40291	45199	12.18
	PNC-4 (within 42-48 day)	46724	46370	-0.76
TT for Women (15 - 49 Yrs.)	1 st dose	109525	109123	-0.37
	2 nd dose	110422	109017	-1.27
	3 rd dose	116808	109152	-6.55
	4 th dose	105212	103178	-1.93
	5 th dose	102775	102672	-0.10
Immunization	BCG (Vaccine)	141084	144688	2.55
	PCV 1	148992	153933	3.32
	PCV 2	142083	146858	3.36
	PCV 3	187230	148963	-20.44
	MR Vaccine 1st Dose	136857	135323	-1.12
	MR Vaccine 2nd Dose	125128	127625	2.00
Number of ECP acceptors	8515	7903	-7.19	
Number of MR done (Both Govt. & NGOs)	1459	1475	1.10	
Total Live Births	109424	111679	2.06	
Still Births (Including MCHTI, MFSTC & FWVTI-Raj)	324	288	-11.11	
Death	Neonatal Deaths (0 - 28 day)	297	418	40.74
	Infant Death (29 days -<1 Yr.)	101	105	3.96
	Child Death (1 - <5Yrs.)	20	15	-25.00
	Maternal Deaths	65	90	38.46
	Other Death	26693	24943	-6.56
	Total Death	27201	25571	-5.99
No. of Health Education in UH&FWC	8539	8188	-4.11	

Table -21: Performance by type of Nutrition services for the month of August 2021 and September 2021

Services		Performance		% Change of October '21 over September,21
		September '21	October '21	
Nutrition Services for Pregnant Women, 0-59 months aged child and Mother	Counseling on IYCF, IFA, Vitamin-A and Hand washinh	716153	712624	-0.50
	Received IFA & Calcium Tablet (0-23 months child mother)	155402	155793	0.25
	Exclusive Breast feeding up to 6 months	182866	180998	-1.03
	No. of children (6-23Month) feeding complementary foods	195216	213471	8.55
	Feeding Tablet Vitamin A (6-59months Child)	4513	3077	-46.67
	Received Tablet anti-helminthics (24-59months Child)	46185	47086	1.91
	Feeding Zink pill with ORS suffering form diarrhoea	5505	4313	-27.64
	Identifying Suffering from MAM	9078	11096	18.19
	Suffering from SAM & Referred	2318	1738	-33.37
	Identifying Child Stunting	3732	4083	8.60
	Identifying Child Wasting	3998	3518	-13.64
	Identifying Child Under weight	3548	3749	5.36

Annex - A: Summary of the Couples and Acceptors by Month Since October 2021

Indicators		May.'21	June.'21	July.'21	August.'21	September.'21	October.'21
Number of Total Couples		27735153	27734020	27746757	27771758	27768889	27773165
Number of Total Acceptors		21793365	21788481	21791905	21811711	21812635	21817013
CAR (Contraceptive Acceptance Rate)		78.58	78.56	78.54	78.54	78.55	78.55
Method Specific Acceptors(Cumilative) by Month Since October2021							
Indicators		May.'21	June.'21	July.'21	August.'21	September.'21	October.'21
Permanent Method (Male)Total		741628	741602	739357	739940	738032	737045
Permanent Method (Female) Total		2085106	2085059	2085647	2087436	2089598	2090020
Permanent Method (Total)		2826734	2826661	2825004	2827376	2827630	2827065
IUD (Users)Total		736484	732706	731969	733893	732451	731011
Implant (Users) Total		1399676	1397944	1393933	1398058	1403030	1408159
Injectable (Acceptors) Total		4226758	4222488	4224676	4226993	4222919	4220802
Oral Pill (Acceptors) Total		10548546	10553096	10560944	10566364	10565372	10567576
Condom (Acceptors) Total		2055167	2055586	2055379	2059027	2061233	2062400
Reporting Status	Number of Districts reported	64	64	64	64	64	64
	Number of Upazilas reported	490	489	490	490	490	491
Method Specific Absolute Performance by Month Since October 2021							
Indicators		May.'21	June.'21	July.'21	August.'21	September.'21	October.'21
Permanent Method (Male, Cases)		1275	1846	652	1600	2268	2336
Permanent Method (Female, Cases)		5096	5513	3907	5856	6877	6950
Permanent Method (Total, Cases)		6371	7359	4559	7456	9145	9286
I U D (in cases)		10130	11191	9833	13474	12133	11861
Implant (Cases)		12771	20661	8142	28147	32316	31467
Injectables (Doses)		943560	807946	755088	775800	804103	782039
Oral Pill (Cycles)		5163548	5123768	4728353	4654821	4757158	4722542
Condom (Pieces)		7590077	7923650	7368188	7832331	8069507	7827713
Performance by types of MCH services by month since October 2021							
Services		May.'21	June.'21	July.'21	August.'21	September.'21	October.'21
Number of Pregnant Women		875442	890019	904010	908347	930659	933774
No. of High Risk Pregnant Mother Referred		5045	5390	4516	5379	5254	5430
Antenatal Care	1 st visit (within 4 Month)	138189	173924	135957	172940	183076	167983
	2 nd visit (within 6 Month)	109336	118799	111595	121256	125554	124811
	3 rd visit (within 8 Month)	86809	91845	84895	96547	99074	97300
	4 th visit (in 9 th month) (including MCHTI, MFSTC & FWVTI-Raj)	72757	75517	72122	83694	86145	83978

Services		May.'21	June.'21	July.'21	August.'21	September.'21	October.'21
Institutional Delivery(MCHTI, MFSTC, FWVTI-Raj, MCWC, UHC, UH&FWC & NGO)	Normal	41705	40992	41413	44754	48087	49395
	Caesarian	37521	36879	36074	40999	44014	45246
	Total	79226	77871	77487	85753	92101	94641
Non-Institutional Delivery	At Home by Trained Persons	31445	30669	28879	29212	30281	30769
	At Home by Non-Trained Persons	10875	10591	9698	10800	10671	10982
	Total	42320	41260	38577	40012	40952	41751
Total Delivery		123285	123285	116064	125765	133053	136392
Postnatal Care	PNC-1 (within 24 Hour)	34730	35286	35424	40360	43093	43822
	PNC-2 (within 2- 3 day)	32375	32754	32555	37793	38563	39739
	PNC-3 (within 7 -14 day)	38025	34963	34455	37049	40291	45199
	PNC-4 (within 42-48 day) (including MCHTI, MFSTC & FWVTI-Raj)	41884	43683	39844	47886	46724	46370
Postnatal care by trained person till two days in Home Delivery		5183	5251	4926	5048	4856	5052
No. of uses 7.1% chlorhexidine digluconate for umbilical cord care		30996	31345	32096	36480	41517	39768
TT for Women (15 - 49 Yrs.)	1 st dose	108863	112108	102861	107564	109525	109123
	2 nd dose	106844	105029	110747	106930	110422	109017
	3 rd dose	109907	108224	107052	109840	116808	109152
	4 th dose	109693	99130	98099	102213	105212	103178
	5 th dose	96233	98432	97384	100476	102775	102672
Immunization	BCG (Vaccine)	138409	138409	138409	138409	141084	144688
	PCV 1	150260	150260	150260	150260	148992	153933
	PCV 2	151504	151504	151504	151504	142083	146858
	PCV 3	148987	148987	148987	148987	187230	148963
	MR Vaccine 1st Dose	135423	135423	135423	135423	136857	135323
	MR Vaccine 2nd Dose	130170	130170	130170	130170	125128	127625
Number of ECP acceptors		7351	7351	8219	9193	8148	8515
Number of MR done (Both Govt. & NGOs)		1772	1772	1452	1627	1459	1475
General Treatment		2064940	2064940	1907920	2247062	2502932	2390482
*Total Live Births		101292	99217	96271	101200	109424	111679
Still Births (Including MCHTI, MFSTC & FWVTI-Raj)		163	185	171	180	324	288
Death	Neonatal Death (0 - 28 day)	205	214	206	262	297	418
	Infant Death (29 days -<1 Yr.)	75	84	67	78	101	105
	Child Death (1 -< 5 Yrs.)	6	11	7	14	20	15
	Maternal Death	43	49	78	52	65	90
	Other Death	23749	25757	33737	32183	26693	24943
	Total Death	24580	24580	27176	27176	25571	25571
* Live births conducted at Govt. MCH, DH, MCWC, UHC, UH&FWC, NGOs and Home. The information is collected by FWAs through field visit.							

Annex - C : City Corporation wise Contraceptive Acceptors and Acceptance Rate (CAR) (Partial) at the end of the month of September 2021

Name of the City Corporation	Eligible Couple	Oral Pill	Condom	Injectable	I U D	Implant	Permanent Method			Total Acceptors	CAR(%)
							Male	Female	Total		
Rangpur City Corporation	105735	39065	10140	17502	1156	5775	3407	6413	9820	83458	0
Rangpur Division	105735	39065	10140	17502	1156	5775	3407	6413	9820	83458	78.93
Rajshahi City Corporation	101844	29264	28592	15730	727	2193	573	6370	6943	83449	0
Rajshahi Division	101844	29264	28592	15730	727	2193	573	6370	6943	83449	81.94
Khulna City Corporation	134927	38433	24620	19541	7618	8500	4876	5771	10647	109359	0
Khulna Division	134927	38433	24620	19541	7618	8500	4876	5771	10647	109359	81.05
Barisal City Corporation	29290	12043	4673	2889	351	1946	285	1153	1438	23340	0
Barisal Division	29290	12043	4673	2889	351	1946	285	1153	1438	23340	79.69
Dhaka City Corporation	97399	30208	12467	15202	3305	4678	3898	5607	9505	75365	0
Gazipur City Corporation	104123	44648	9230	12445	3125	4523	1651	7550	9201	83172	0
Narayanganj City Corporation	112770	40437	12403	15146	2510	4916	3930	5818	9748	85160	0
Dhaka Division	314292	115293	34100	42793	8940	14117	9479	18975	28454	243697	77.54
Chattogram City Corporation	81344	27094	10922	9659	3721	4917	2074	3769	5843	62156	0
Chattogram Division	81344	27094	10922	9659	3721	4917	2074	3769	5843	62156	76.41
Sylhet City Corporation	29464	11451	3960	3255	429	1418	679	2327	3006	23519	0
Sylhet Division	29464	11451	3960	3255	429	1418	679	2327	3006	23519	79.82
Mymensingh City Corporation	33415	13682	2461	3838	801	2524	1625	2080	3705	27011	0
Mymensingh Division	33415	13682	2461	3838	801	2524	1625	2080	3705	27011	80.83
Total	628789	211469	97771	87560	17313	32189	17449	33701	51150	497452	79.11