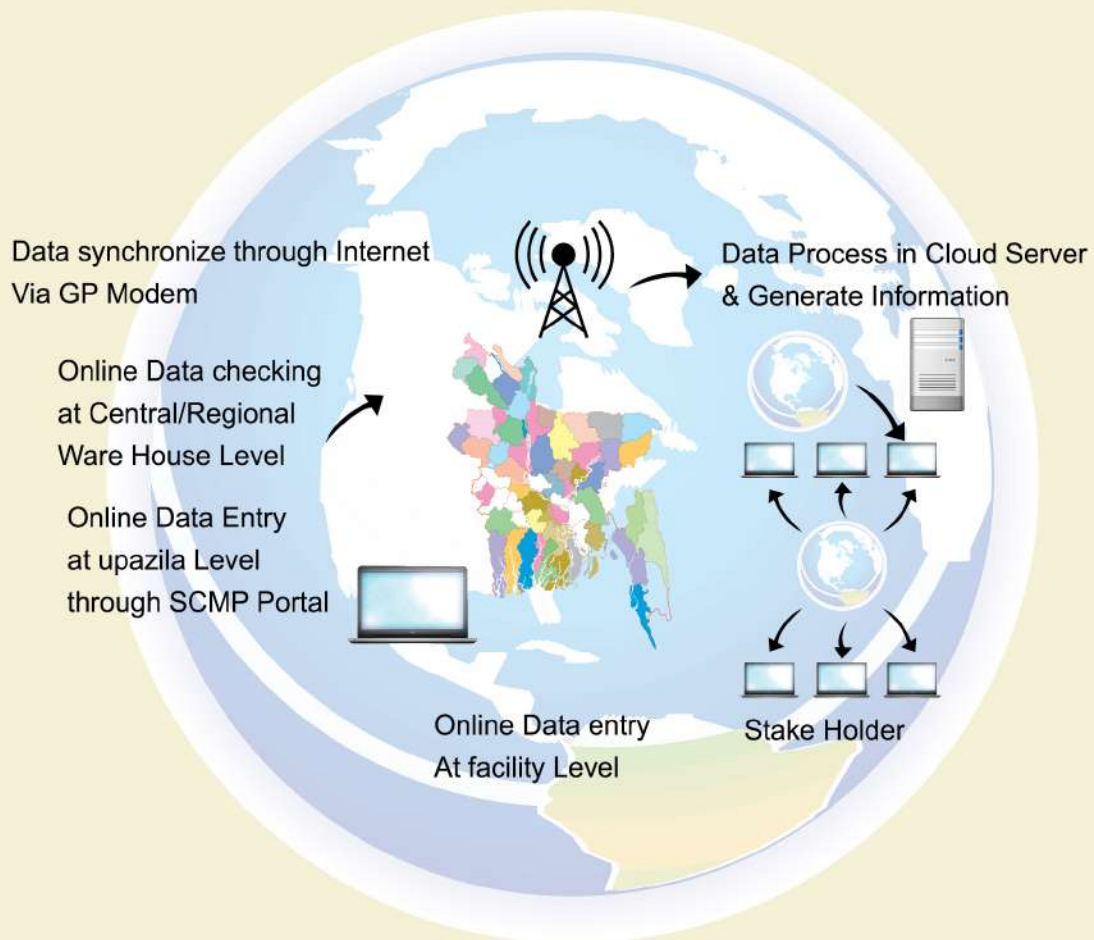




FAMILY PLANNING MONTHLY LOGISTICS REPORT June 2021

Logistics Management Information System (LMIS) Data Flow System



**Management Information System (MIS)
Directorate General of Family Planning (DGFP)**

Government of the People's Republic of Bangladesh
Medical Education and Family Welfare Division
Directorate General of Family Planning
Management Information System (MIS)
6, Kawran Bazar, Dhaka- 1215
www.dgfp.gov.bd

Memo No. 59.11.00000.402.16.002.19.186

Date: 18 August, 2021.

Sub: Family Planning Monthly Logistics Report for the Month of June, 2021.

Family Planning Monthly Logistics Report for the Month of June, 2021 is sent herewith for your kind information & necessary action. This report is prepared on the basis of Form-7 submitted by Warehouses and Form-7B submitted by Upazila Family Planning Offices by using WIMS & UIMS operational tools. It provides useful information on monthly distribution and stock balance of all the major contraceptives & DDS Kits of Warehouse/Upazila Stores. For more information you are requested to visit at www.scmpbd.org web site.

Comments and suggestions for improvement of this report will be highly appreciated.



(Khan Md. Rezaul Karim)
Additional Secretary (MEFW Division)
and
Director & Line Director (MIS)
Phone: 55012352
Mail: dirmis@dgfp.gov.bd

Memo No. 59.11.00000.402.16.002.19.186/1(204)

Date: 18 August, 2021.

Copy of the report forwarded to (Not according to seniority):

1. Secretary, Medical Education & Family Welfare Division, Ministry of Health & Family Welfare, Bangladesh Secretariat, Dhaka.
2. Additional Secretary (Admin), Medical Education & Family Welfare Division, Ministry of Health & Family Welfare, Bangladesh Secretariat, Dhaka.
3. Director (Administration), Directorate General of Family Planning, 6 Kawran Bazar, Dhaka 1215.
4. Director & Line Director (MIS), Directorate General of Family Planning, 6 Kawran Bazar, Dhaka.
5. Director Finance & Line Director (Family Planning Field Service Delivery), Directorate General of Family Planning, 6 Kawran Bazar, Dhaka 1215.
6. Joint Secretary (Development), Medical Education & Family Welfare Division, Ministry of Health & Family Welfare, Bangladesh Secretariat, Dhaka.
7. Director (Logistics & Supply) and Line Director (Procurement, Storage & Supply Management), Directorate General of Family Planning, 6 Kawran Bazar, Dhaka 1215.
8. Director (IEM) & Line Director (Information, Education and Communication), Directorate General of Family Planning, 6 Kawran Bazar, Dhaka 1215.
9. Director (Planning) & Line Director (Planning Monitoring and Evaluation), Directorate General of Family Planning, 6 Kawran Bazar, Dhaka 1215.

10. Director (MCH-Services) & Line Director (MCRAH), Directorate General of Family Planning, 6 Kawran Bazar, Dhaka 1215.
11. Line Director (CCSDP), Directorate General of Family Planning, 6 Kawran Bazar, Dhaka 1215.
12. Director (Audit), Directorate General of Family Planning, 6 Kawran Bazar, Dhaka 1215.
13. Divisional Director, Family Planning, Dhaka / Chittagong / Rajshahi / Khulna / Sylhet / Barisal/ Rangpur/ Mymensingh Division.
14. Joint Chief (Planning), Health Service Division, Ministry of Health & Family Welfare, Bangladesh Secretariat, Dhaka
15. Joint Chief (Population & Planning wing), Planning commission, Sher-e-Bangla Nagar, Dhaka.
16. Joint Chief (Planning), Program Management and Monitoring Unit (PMMU), Azimpur, Dhaka-1205.
17. Director, Maternal & Child Health Training Institute (MCHTI), Azimpur, Dhaka.
18. Director, Mohammadpur Fertility Services & Training Centre (MFSTC), Mohammadpur, Dhaka.
19. Director, Maternal & Child Health Training Institute (MCHTI), Lalkuthi, Mirpur, Dhaka.
20. P.S. to the Honorable Minister, Ministry of Health and Family Welfare, Bangladesh Secretariat, Dhaka, for kind information of the Honorable Minister.
21. Deputy Chief (Planning), Medical Education & Family Welfare Division, Ministry of Health & Family Welfare, Bangladesh Secretariat, Dhaka.
22. Additional Director (Drugs and Stores), Directorate General of Family Planning, Central Warehouse, Mohakhali, Dhaka.
23. Deputy Director, Family Planning, ----- District (You are requested to take appropriate measures to ensure timely online submission of Form 7B report from upazilas).
24. Regional/District Consultant, FPCS-QIT, District Family Planning Office, ----- District.
25. Central/Regional Supply Officer, Family Planning, ----- CWH/RWHs.
26. Assistant Maintenance Engineer, MIS Unit, DGFP (Requested to upload this report to DGFP website).
27. Country Project Director, SIAPS/MSH, House: 3, Road: No. 23B, Gulshan-1, Dhaka-1212.
28. Country Director, the World Bank, E-32, Agargaon, Sher-e-Bangla Nagar, Dhaka-1207.
29. Team Leader, Population & Health Team, USAID, Madani Avenue, Baridhara, Dhaka.
30. Country Representative, UNFPA, IDB Bhaban, Agargaon, Sher-E-Bangla Nagar, Dhaka.
31. Managing Director, SMC, SMC Tower, 33 Banani C/A, Dhaka-1213.
32. Documentation Center, IEM Unit, Directorate General of Family Planning, 6 Kawran Bazar, Dhaka.
33. Responsible person of Dispatch Section, MIS Unit, DGFP (Requested to distribute the published 'Family Planning Monthly Logistics Report' to concerned Person/Office/Organization).
34. PA to Director General, Directorate General of Family Planning, 6 Kawran Bazar, Dhaka 1215.
35. Concerned Organization/Person.



(Shafiul Haque)
Deputy Director (MIS)

Table Of Contents

	Page
1. DGFP Stock Status Report	1-2
2. National Receipts Quantity by Product by Month	3
3. National Level Contraceptive Summary Report	4
4. Stock Status Report at Different Levels	5
5. Contraceptive Stock Status by Product at Upazila Store and Field	6-10
6. Contraceptive Stock Status by Product at Regional Warehouses/Upazila	11-31
7. Month-wise Consumption Trend	32-34
8. Report on Upazila and Warehouse Having Stock Out in last month	35

1. DGFP Stock Status Report

Year →	2021												2022												2023												2024				
	6	7	8	9	10	11	12	1	2	3	4	5	6	7	8	9	10	11	12	1	2	3	4	5	6	7	8	9	10	11	12	1	2	3	4	5					
Min.-Max. →	Min						Max																																		
Product ↓	CS - 107.85m : 13.6 MOS																																								
Condom	13.6 MOS												31.63m = 3.9 MOS																												
*AMC = 7.94m													FY 2020-21: 67m (GoB Rev.)																												
	CS - 144.74m : 23.7 MOS																																								
Pill (Total)	23.7 MOS																																								
*AMC = 6.10m													FY 2020-21: 113.97m																												
	CS (0.549): 42.9 MOS																																								
IUD	46.5 MOS (April 2025)																																								
*AMC = 11,819													FY 2020-21: 16m (14m - RPA & 2m Rev.)																												
	CS (27.75m): 34.8 MOS																																								
Injectables	34.8 MOS (April 2024)																																								
*AMC = 0.797m													FY 2020-21: 0.575m (RPA), received 0.575m																												
	CS-(0.651m): 24.3 MOS																																								
Implant	24.3 MOS												31,885 sets under revised plan																												
*AMC = 26,779																																									
	Pill (Total): 2nd & 3rd generation Shukhi and APON																																								
	*AMC is calculated based on past 6-months consumption																																								
	Data Sources: DGFP/L&S unit, DGFP LMIS web site - https://scmpbd.org/																																								
	Central Warehouse WIMS data and Approved DGFP Procurement Plan																																								
	National min-max stock level is 6 & 10 MOS																																								
	AMC = Average Monthly Consumption																																								
													Legend:																												
													<div style="display: flex; flex-direction: column; gap: 5px;"> <div> Current Stock (CS): Less than 3 MOS</div> <div> Current Stock (CS): MOS 3.0 to Less than 6 MOS</div> <div> Current Stock (CS): MOS 6 and above</div> <div> Planned for FY 2020-21</div> <div> Procurement completed, yet to be received</div> <div> Donation</div> </div>																												

DGFP STOCK STATUS NOTES
(For Contraceptives)
Month: June 2021

- CONDOM** – Current national stock is 107.85 million pieces, and this stock can be used up to July 2022.
- 2020-21: GoB (Rev.) – 67 million pcs. (According to the revised plan): Contract signed on 08/10/2020. DGFP received 35.37 million in June 2021 and Rest 31.63 million will be delivered on July 2021 and onward.
- PILL** – Current national stock of Oral Contraceptive Pill is 144.74 million cycles which will go up to May 2023.
- 2020-21: GoB (RPA) – 22.47 million cycles (2nd Generation): contract signed on 29-03-2021. and DGFP received the total quantity in June 2021.
 - 2020-21: GoB (RPA) – For 54.5 million cycles (3rd Generation) Contract signed on 11/01/2021(For Lot-01) and 18/01/2021(For Lot 02 & 03). DGFP received the total quantity as of June 2021.
 - 2020-21: GoB (RPA) – 4 million cycles (POP - Apon): Contract signed on 09/12/2020 and DGFP received the total quantity in February 2021.
 - 2020-21: GoB (Rev.) – 31m (2nd Generation): Contract signed on 15/10/2020 and DGFP received all 31 million cycles as of 31st January 2021.
 - 2020-21: GoB (Rev.) – 6 million (3rd Generation): Contract signed on 14/10/2020 and DGFP received total 6 million cycles in November & December 2020.
 - 2020-21: GoB (Rev.) – 0.5 million cycles (POP- APON): Contract signed on 04/10/2020 and DGFP received the total quantity in November 2020.
- IUD** Current national stock is 0.549 million pcs, and this stock can be used up to April 2025.
- INJECTABLES** – Current stock of 27.75 million vials and that can be used up to April 2024.
- 2020-21: GoB (RPA) – 14 million vials: Contract signed on 14/12/2020 and DGFP received total 14 million in January & February 2021.
 - 2020-21: GoB (Rev.) – 2 million vials: Contract signed on 07/10/2020 and DGFP received full quantity as of 31st October 2020.
- IMPLANT** – Current stock is 0.651 million sets, and this can be used up to May 2023.
- 2019-20: GoB (RPA) - 300,000 sets (Two rods – According to revised plan): TEC held on 17-02-2021 and tender rejected again on 22-02-21 for 3rd time. Again, IFT published on 25/02/2021 as retender 4th time. Tender opened on 31st March. TEC held on 11-04-2021 & 20-04-2021, evaluation completed and sent to MOHFW for review and approval. NOA issued on 05/05/2021 & Contract signed on 06/05/2021. DGFP received the total quantity in June 2021.
 - 2020-21: GoB (RPA)–0.275 million sets of single rod implant procurement plan approved by DG. IFT published on 05-10-2020. Tender opened on 19-11-2020. Tender rejected due to not dropping by any vendor.
 - 2020-21: GoB (RPA)–For 0.275 million sets of two rod implant contract signed on 02/05/2021 and DGFP received full quantity as of 31st May 2021.
 - 2020-21: GoB (RPA) & GoB (Dev) – 31,885 sets (Two rods) – revised plan: IFT published on 08/06/2021. Tender opened on 30/06/2021.

You can also download the previous reports from <http://www.scmpbd.org>

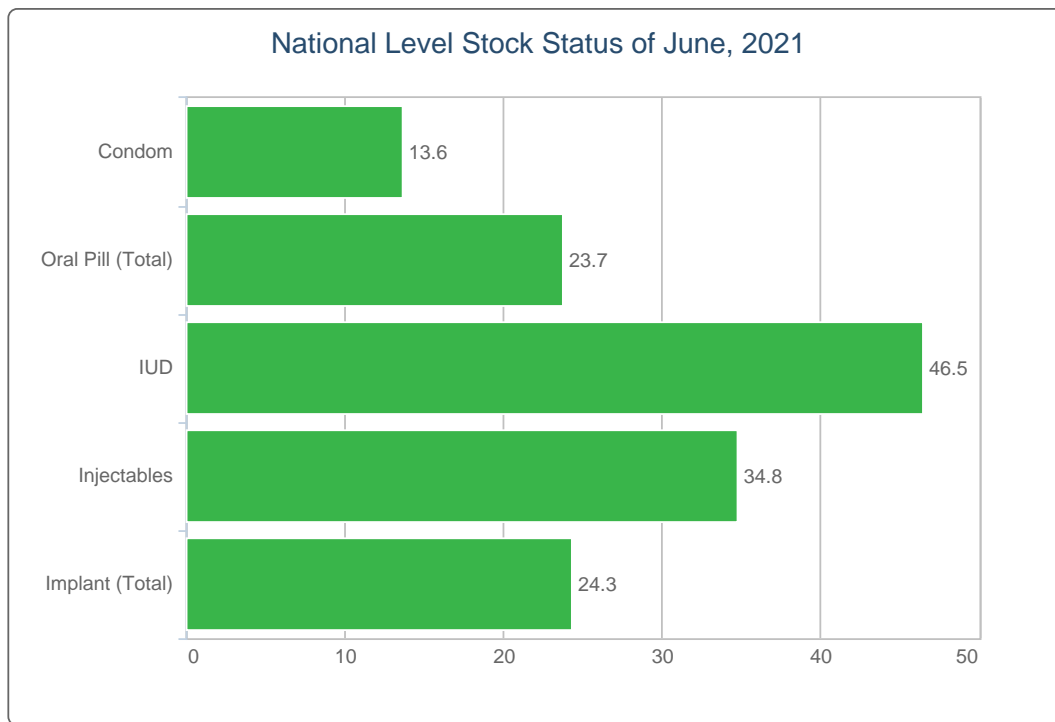
2. National Receipts Quantity by Product by Month

Contraceptive Received Report

Month: June, 2021

Item	Supplier	Receiver	Date Receipts	Qty
Condom	ESSENTIAL DRUGS CO. LTD.	Barishal RWH	30/06/21	28,370,000
	KHULNA ESSENTIAL LATEX PLANT (KELP)	Rajshahi RWH	30/06/21	7,000,000
Total				35,370,000
Shukhi (2nd Gen)	Popular Pharmaceuticals Ltd.	Khulna RWH	30/06/21	11,230,000
	RENATA LIMITED	Chattogram RWH	30/06/21	11,240,000
Total				22,470,000
Shukhi (3rd Gen)	RENATA LIMITED	Mymensingh RWH	30/06/21	2,714,680
Total				2,714,680
ECP	RENATA LIMITED	Dhaka CWH	30/06/21	100,000
Total				100,000
Implant (Total)	TECHNO DRUGS Ltd	Dhaka CWH	30/06/21	300,000
Total				300,000
Tab Misoprostol	RENATA LIMITED	Dhaka CWH	30/06/21	1,500,000
Total				1,500,000

3. National Level Contraceptive Summary Report



■ MOS: < 3.0

■ MOS: 3.0 - 5.9

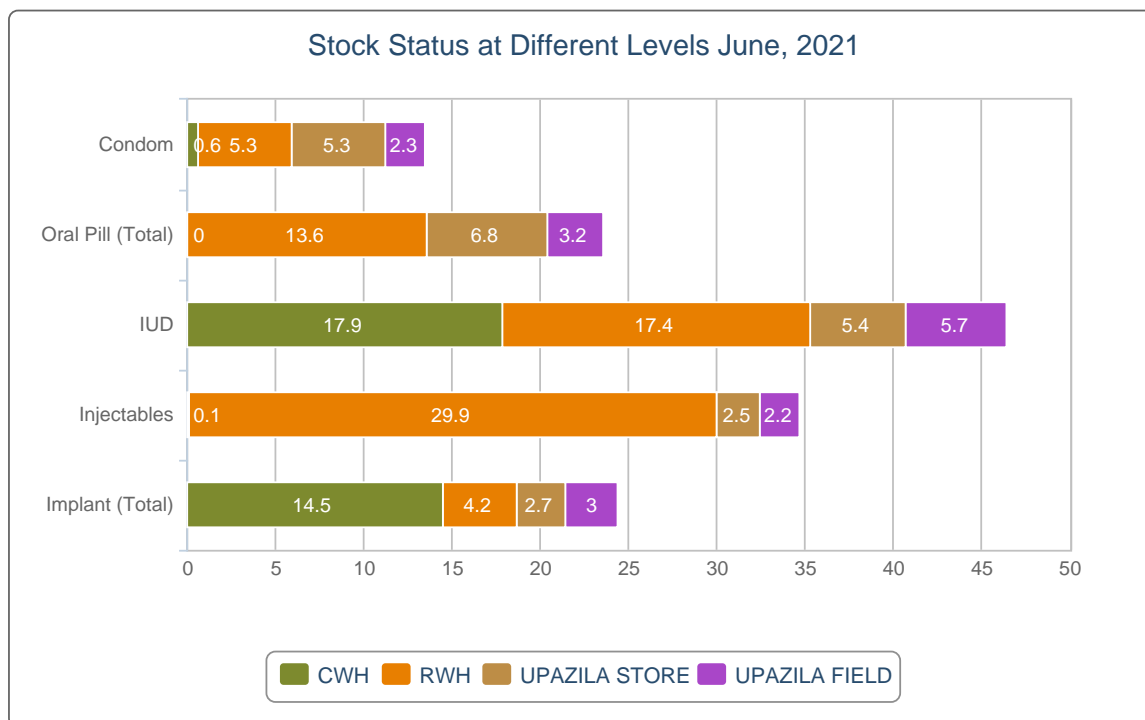
■ MOS: 6.0 and above

MOS = Month of Stock

National Level Stock Status of June, 2021

SL	Name of Products	Reported Consumption	Reported Closing Balance	Average Monthly Consumption	MOS
1	Condom	7,998,225	107,827,338	7,944,740	13.6
2	Oral Pill (Total)	6,095,132	144,728,170	6,105,029	23.7
3	IUD	11,196	549,295	11,821	46.5
4	Injectables	814,765	27,748,119	797,993	34.8
5	Implant (Total)	19,892	651,404	26,782	24.3

4. Stock Status Report at Different Levels

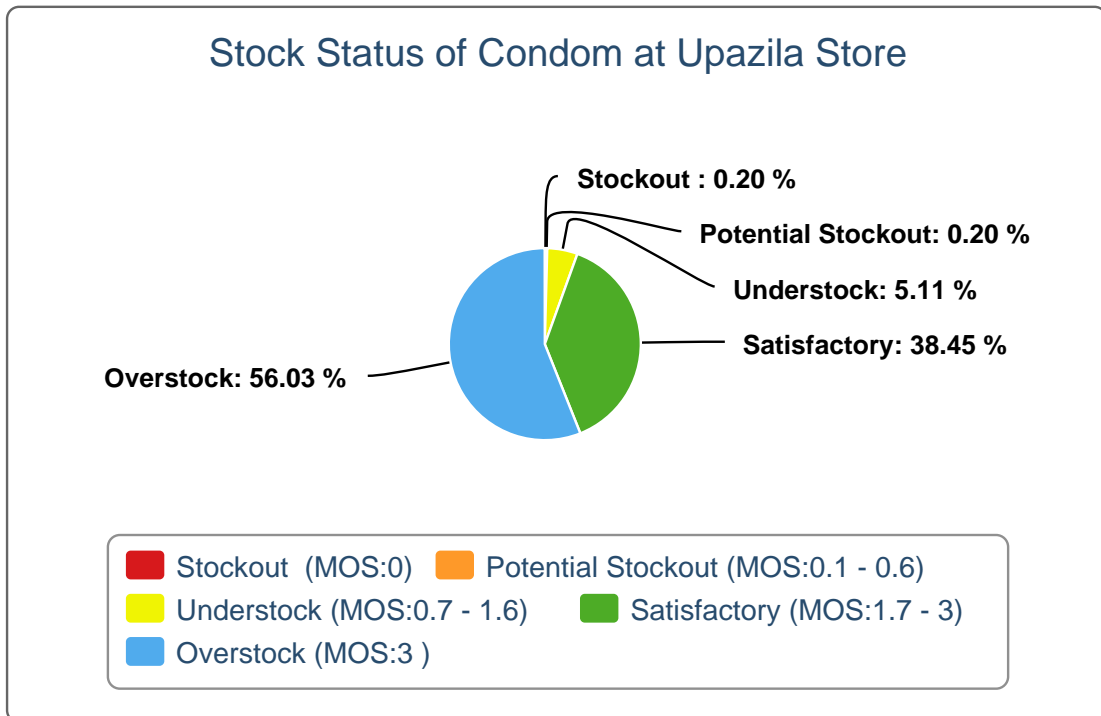


Stock Status at Different Levels June, 2021

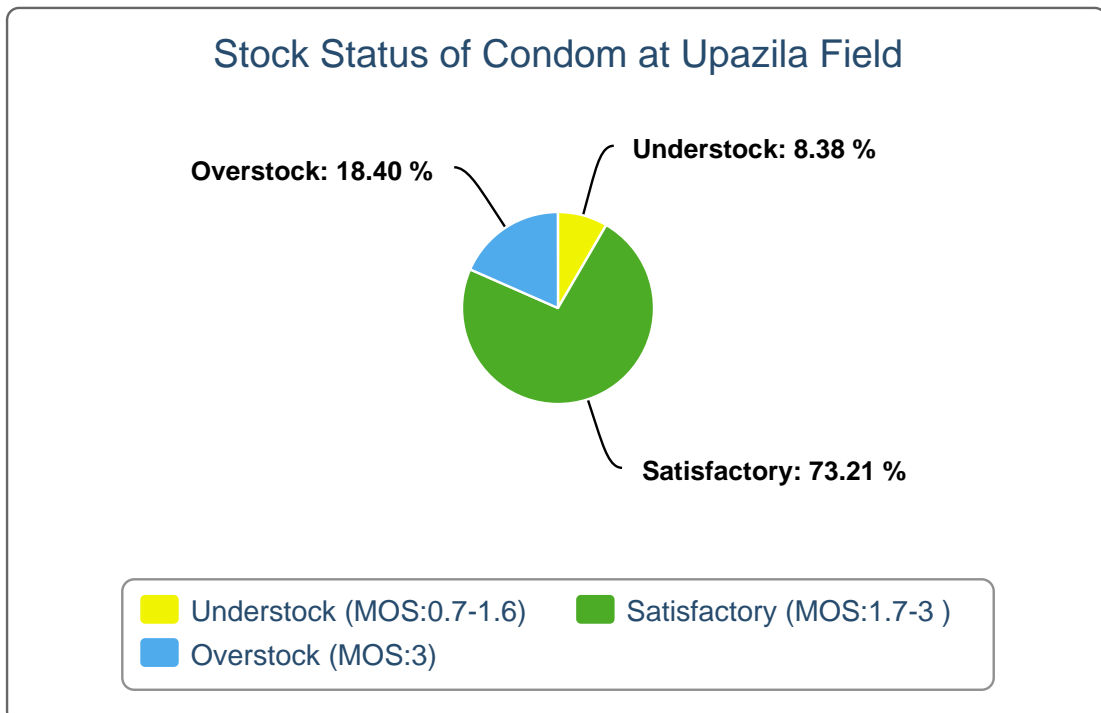
Products	Avg. Consump. of Last 6 Months	CWH Level	MOS	RWH Level	MOS	Upazila Level	MOS	Field Level	MOS	National Level	MOS
Condom	7,944,740	5,129,600	0.6	42,244,600	5.3	41,884,085	5.3	18,569,053	2.3	107,827,338	13.6
Oral Pill (Total)	6,105,029	236,850	0	83,154,478	13.6	41,745,318	6.8	19,591,524	3.2	144,728,170	23.7
IUD	11,821	211,500	17.9	206,233	17.4	63,722	5.4	67,840	5.7	549,295	46.5
Injectables	797,993	103,481	0.1	23,894,700	29.9	1,973,629	2.5	1,776,309	2.2	27,748,119	34.8
Implant (Total)	26,782	387,950	14.5	111,650	4.2	71,310	2.7	80,494	3	651,404	24.3

5. Contraceptive Stock Status by Product at Upazila Store and Field

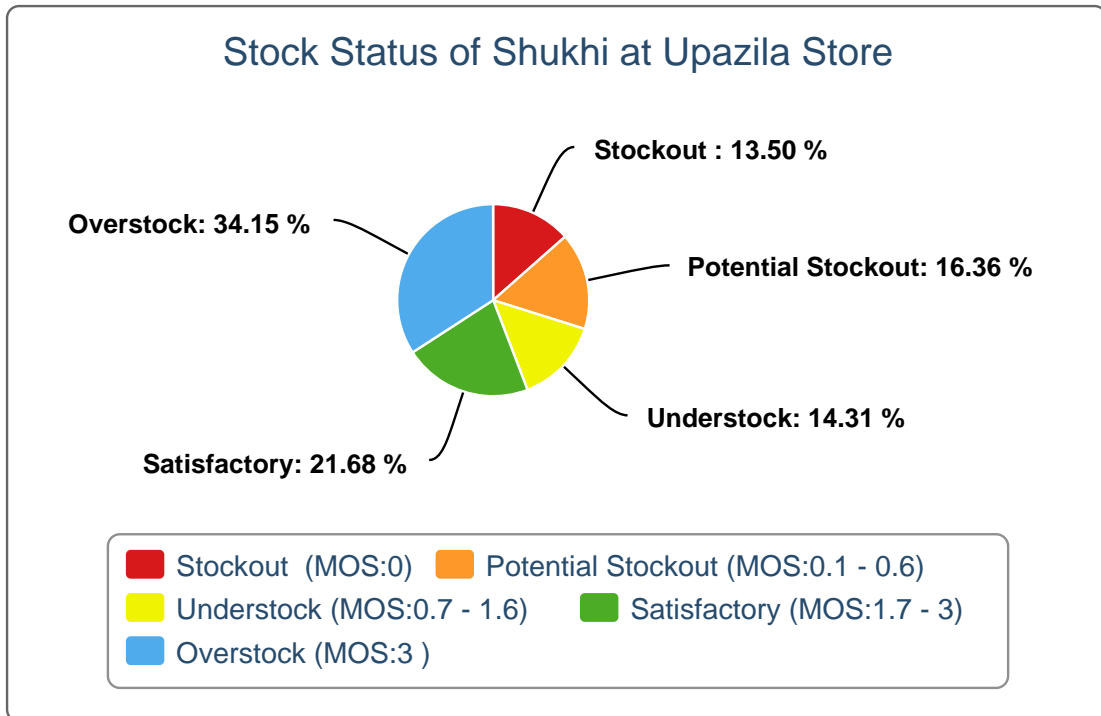
5(a).



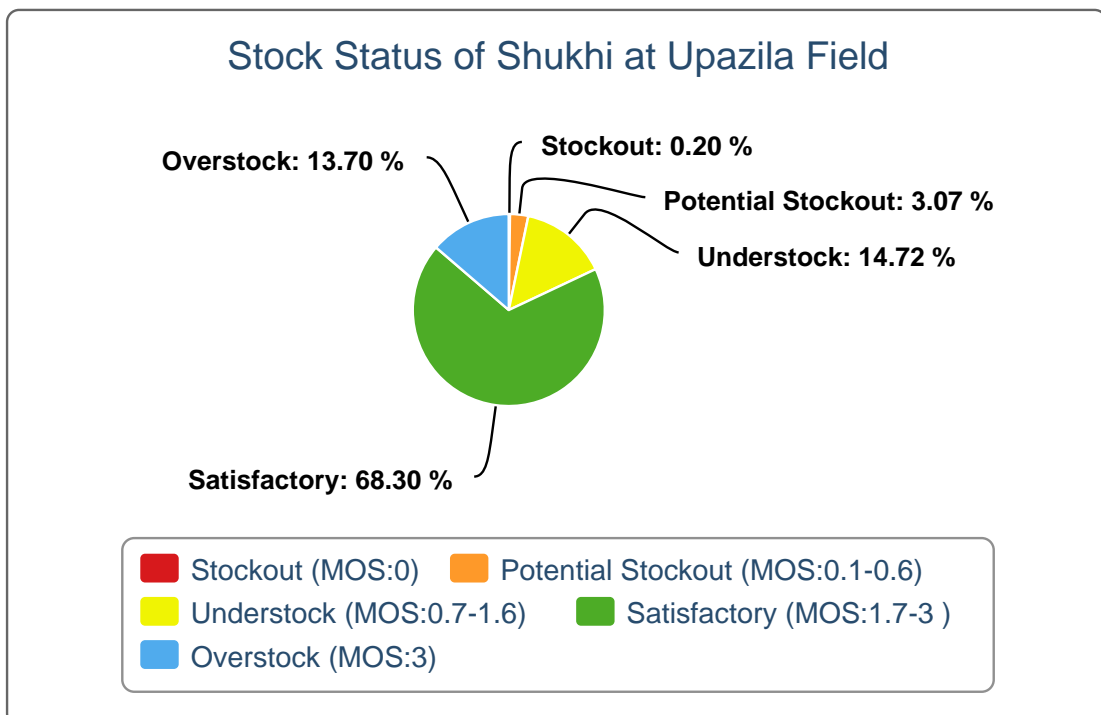
5(b).



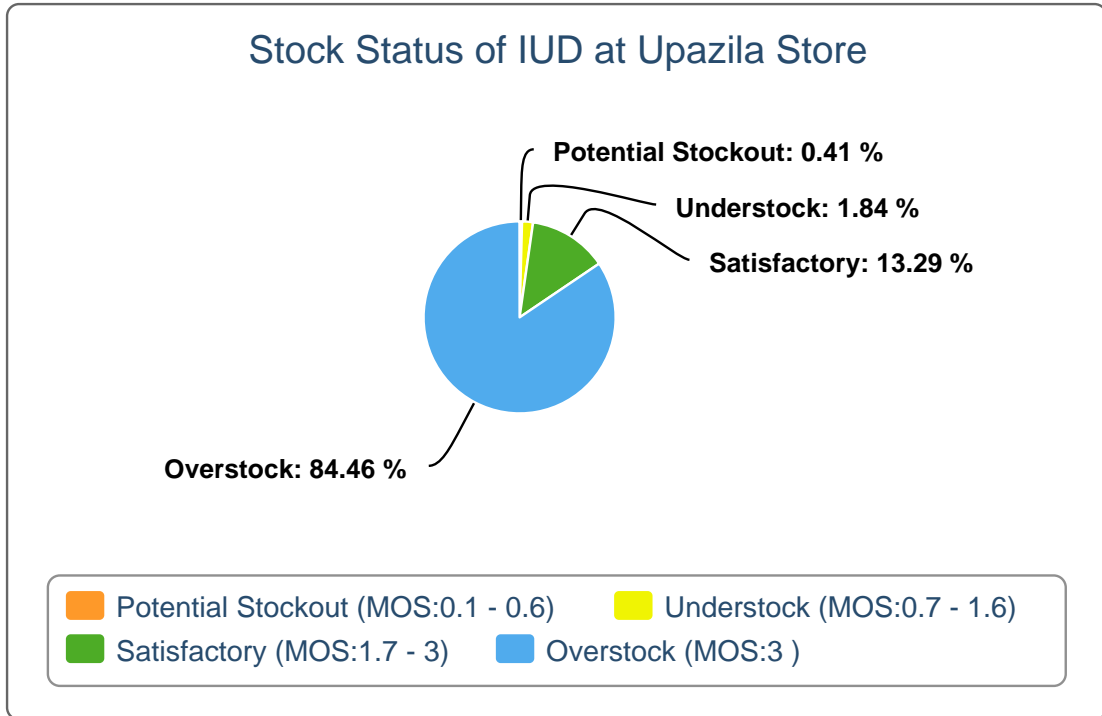
5(c).



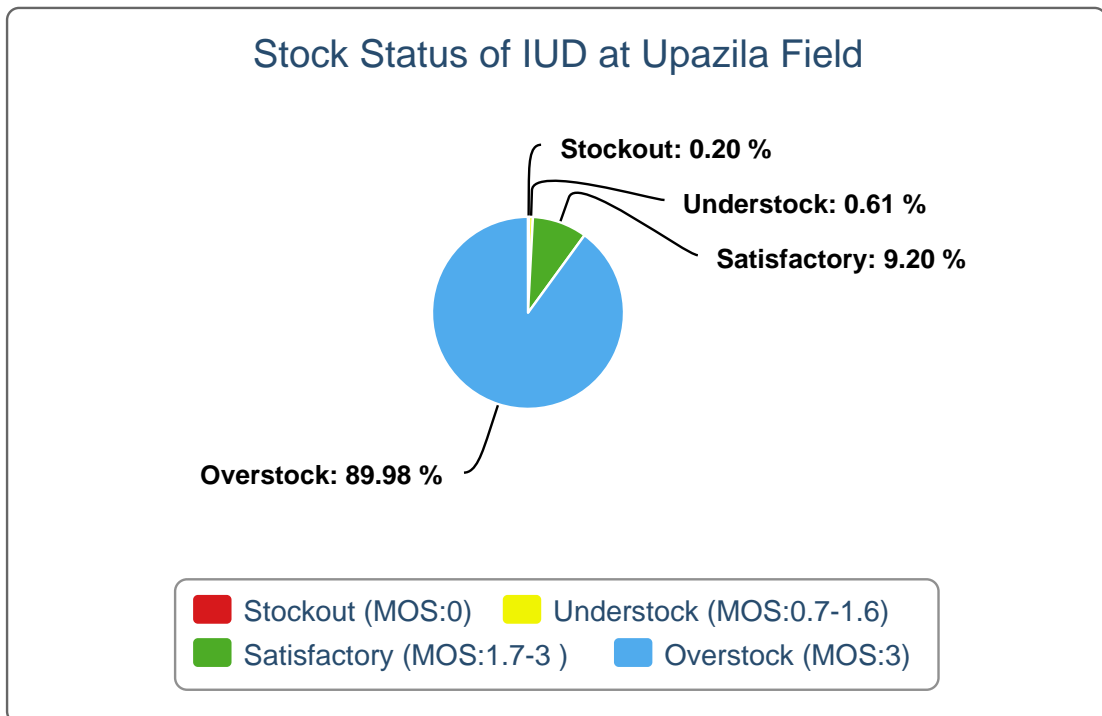
5(d).



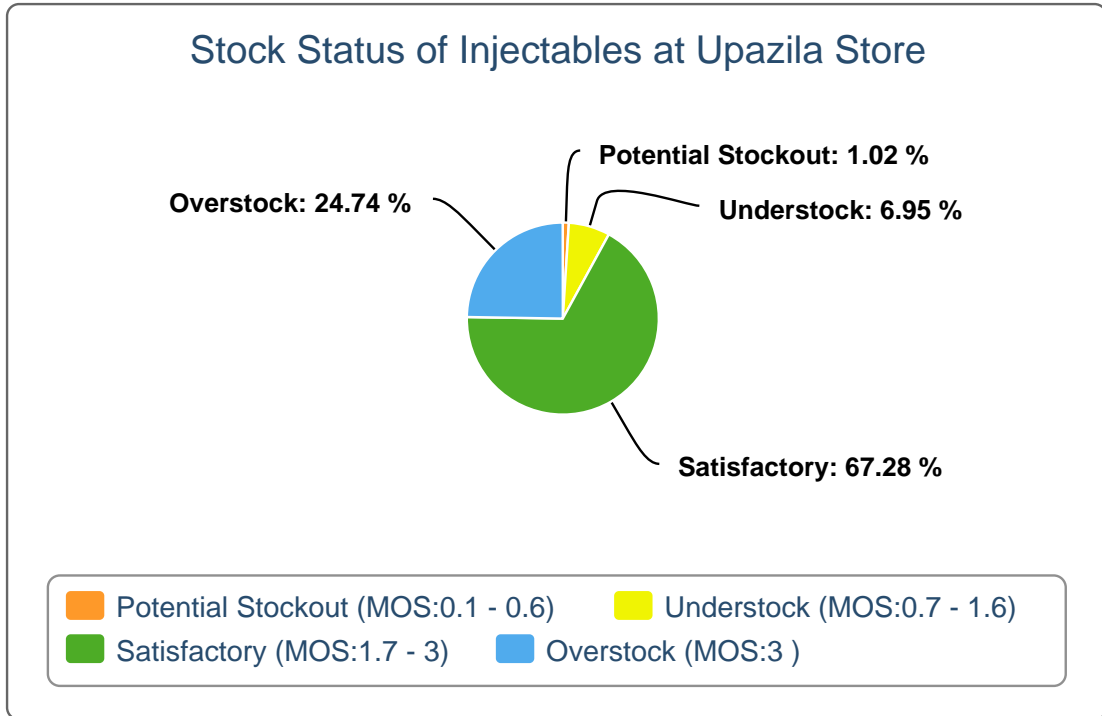
5(e).



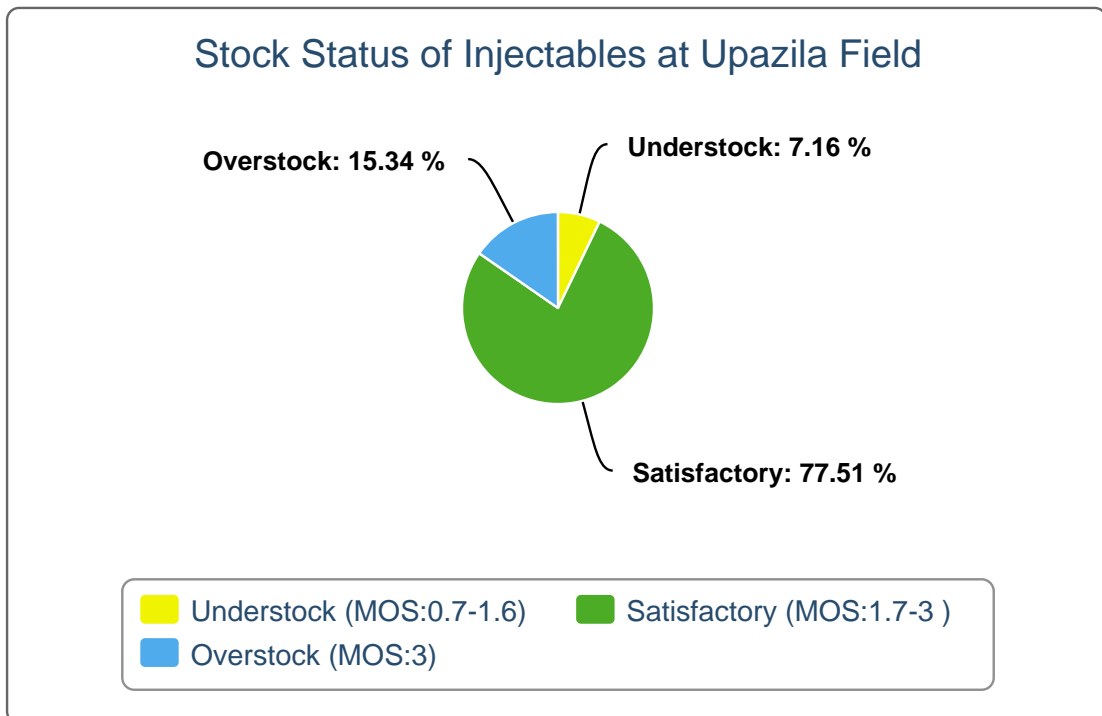
5(f).



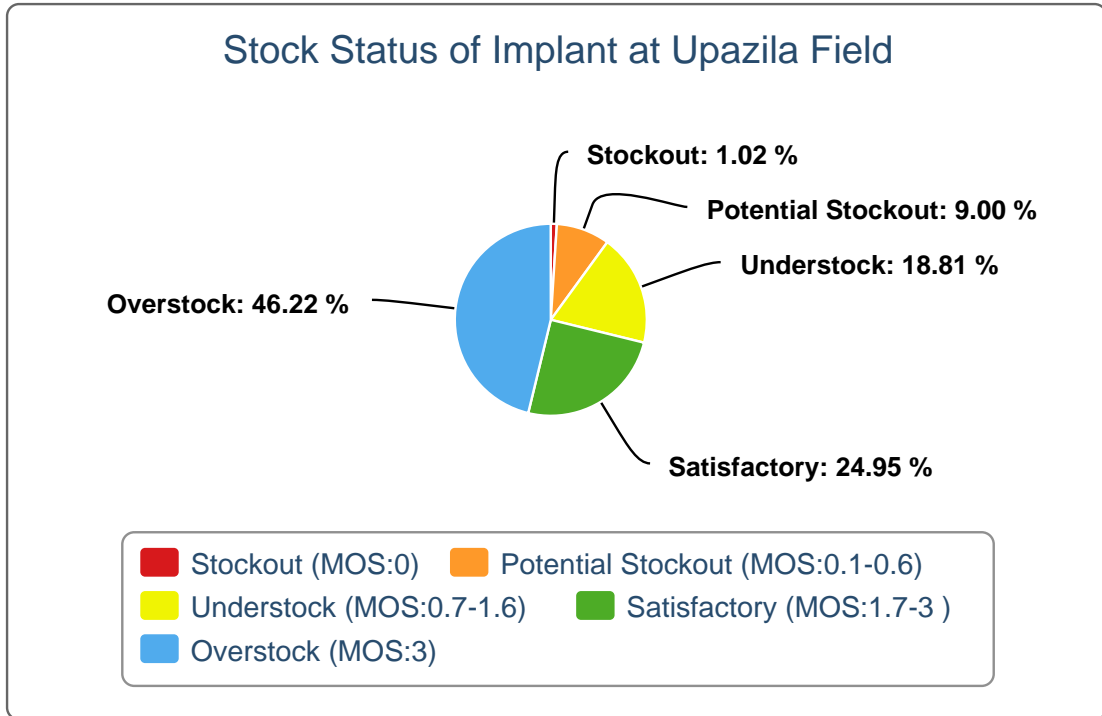
5(g).



5(h).



5(i).



6(a). Contraceptive Stock Status by Product at Regional Warehouses

SL	WH Name	Condom			Shukhi			IUD			Injectables			Implant		
		CBL	AMD	MOS	CBL	AMD	MOS	CBL	AMD	MOS	CBL	AMD	MOS	CBL	AMD	MOS
1	Bandarban RWH	104,400	31,850	3.3	226,560	20,358	11.1	625	95	6.6	11,000	2,726	4.0	850	180	4.7
2	Barishal RWH	2,206,400	206,841	10.7	183,360	182,355	1.0	9,900	295	33.6	51,400	26,014	2.0	10,200	647	15.8
3	Bhola RWH	590,400	42,190	14.0	264,480	53,630	4.9	4,050	98	41.3	72,000	27,531	2.6	3,000	277	10.8
4	Bogura RWH	3,583,200	482,065	7.4	15,014,880	336,171	44.7	18,050	443	40.7	5,961,000	29,746	200.4	11,050	1,878	5.9
5	Chattogram RWH	6,801,800	354,631	19.2	33,590,538	281,052	119.5	18,880	1,260	15.0	9,408,400	44,869	209.7	8,850	1,999	4.4
6	Cumilla RWH	1,371,600	427,328	3.2	122,400	332,526	0.4	9,600	1,228	7.8	217,000	56,564	3.8	6,100	1,947	3.1
7	Dhaka CWH	5,129,600	1,175,520	4.4	236,850	682,713	0.3	211,500	1,661	127.3	103,481	83,669	1.2	387,950	2,333	166.3
8	Dinajpur RWH	799,200	167,826	4.8	141,600	257,855	0.5	11,650	387	30.1	54,000	30,638	1.8	7,450	1,575	4.7
9	Faridpur RWH	1,796,400	436,829	4.1	439,200	294,542	1.5	12,250	622	19.7	110,000	30,547	3.6	6,500	1,619	4.0
10	Jamalpur RWH	630,000	282,744	2.2	348,480	225,253	1.5	9,100	198	46.0	96,000	24,490	3.9	5,100	854	6.0
11	Jashore RWH	1,206,000	412,730	2.9	484,800	261,836	1.9	11,250	297	37.9	94,400	38,071	2.5	3,250	945	3.4
12	Khulna RWH	9,138,400	486,515	18.8	27,431,930	325,792	84.2	17,200	484	35.5	6,879,900	32,349	212.7	7,500	1,076	7.0
13	Kushtia RWH	1,526,400	272,774	5.6	351,840	144,540	2.4	5,108	132	38.7	23,600	28,837	0.8	2,100	536	3.9
14	Mymensingh RWH	6,246,000	570,895	10.9	1,114,400	702,745	1.6	10,200	690	14.8	98,000	49,556	2.0	1,400	2,219	0.6
15	Noakhali RWH	640,800	216,410	3.0	273,600	153,801	1.8	11,900	653	18.2	73,000	38,503	1.9	4,850	1,251	3.9
16	Pabna RWH	450,000	447,205	1.0	920,180	308,964	3.0	4,200	717	5.9	148,000	38,586	3.8	3,550	729	4.9
17	Patuakhali RWH	1,209,600	91,888	13.2	193,440	127,690	1.5	9,600	248	38.7	72,400	21,175	3.4	5,100	788	6.5
18	Rajshahi RWH	1,373,600	574,017	2.4	197,280	245,836	0.8	13,945	277	50.3	165,100	28,934	5.7	9,000	1,032	8.7
19	Rangamati RWH	32,400	42,911	0.8	96,960	34,706	2.8	800	87	9.2	5,000	2,841	1.8	700	228	3.1
20	Rangpur RWH	111,600	462,559	0.2	1,494,810	617,315	2.4	4,725	1,082	4.4	130,000	95,517	1.4	2,500	1,950	1.3
21	Sylhet RWH	1,364,400	522,137	2.6	3,060	337,997	0.0	15,200	591	25.7	170,500	45,658	3.7	5,300	2,008	2.6
22	Tangail RWH	1,062,000	236,875	4.5	260,680	177,352	1.5	8,000	276	29.0	54,000	21,172	2.6	7,300	711	10.3

6(b). Contraceptive Stock Status by Product at Upazila

SL	Warehouse Name	Upazila Name	Condom			Shukhi			IUD			Injectables			Implant		
			CBL	AMD	MOS	CBL	AMD	MOS	CBL	AMD	MOS	CBL	AMD	MOS	CBL	AMD	MOS
1	Bandarban RWH	Alikadam	22,116	7,889	2.8	8,405	3,487	2.4	76	18	4.2	1,101	445	2.5	50	33	1.5
2	Bandarban RWH	Bandarban Sadar	7,530	3,084	2.4	9,685	3,466	2.8	60	23	2.6	1,080	462	2.3	108	29	3.7
3	Bandarban RWH	Lama	11,688	5,384	2.2	9,760	4,743	2.1	91	32	2.8	1,709	723	2.4	37	30	1.2
4	Bandarban RWH	Naikhongchhari	9,512	5,759	1.7	4,795	3,144	1.5	33	5	6.6	1,068	586	1.8	55	38	1.4
5	Bandarban RWH	Rowangchhari	8,228	1,990	4.1	4,235	1,946	2.2	20	4	5.0	303	225	1.3	25	15	1.7
6	Bandarban RWH	Ruma	16,800	5,688	3.0	9,055	1,618	5.6	25	8	3.1	519	132	3.9	35	10	3.5
7	Bandarban RWH	Thanchi	7,782	2,056	3.8	4,980	1,954	2.5	25	5	5.0	725	153	4.7	26	25	1.0
8	Barishal RWH	Agailjhara	111,310	6,404	17.4	22,878	8,036	2.8	71	6	11.8	1,372	664	2.1	50	22	2.3
9	Barishal RWH	Babuganj	315,600	5,139	61.4	26,745	6,223	4.3	59	16	3.7	1,239	515	2.4	0	34	0.0
10	Barishal RWH	Bakerganj	643,722	14,502	44.4	24,485	14,222	1.7	72	17	4.2	3,730	1,850	2.0	0	42	0.0
11	Barishal RWH	Banari Para	318,244	5,066	62.8	28,140	7,108	4.0	73	8	9.1	1,119	525	2.1	50	37	1.4
12	Barishal RWH	Barishal Sadar (kotwali)	50,628	35,575	1.4	9,145	15,674	0.6	325	57	5.7	12,291	3,515	3.5	56	93	0.6
13	Barishal RWH	Bhandaria	76,372	10,222	7.5	12,020	7,784	1.5	147	12	12.3	2,079	1,000	2.1	50	16	3.1
14	Barishal RWH	Gournadi	85,000	8,881	9.6	17,760	10,353	1.7	31	12	2.6	2,066	1,054	2.0	50	36	1.4
15	Barishal RWH	Hizla	134,132	7,152	18.8	27,870	5,392	5.2	60	8	7.5	2,944	1,383	2.1	0	11	0.0
16	Barishal RWH	Indurkani	175,952	3,935	44.7	11,980	4,527	2.6	78	5	15.6	154	598	0.3	50	16	3.1
17	Barishal RWH	Jhalokati Sadar	98,800	7,513	13.2	15,400	7,115	2.2	51	15	3.4	2,477	782	3.2	50	48	1.0
18	Barishal RWH	Kanthalia	86,941	4,085	21.3	24,735	4,620	5.4	78	4	19.5	1,322	604	2.2	100	26	3.8
19	Barishal RWH	Kawkhali	98,900	4,705	21.0	22,615	3,497	6.5	50	13	3.8	934	361	2.6	50	13	3.8
20	Barishal RWH	Mathbaria	161,892	13,117	12.3	28,415	16,643	1.7	53	14	3.8	3,142	1,570	2.0	110	24	4.6
21	Barishal RWH	Mehendiganj	67,656	10,708	6.3	8,390	9,979	0.8	97	17	5.7	8,664	3,477	2.5	50	24	2.1
22	Barishal RWH	Muladi	27,204	10,048	2.7	4,475	8,003	0.6	113	11	10.3	7,075	1,820	3.9	52	17	3.1
23	Barishal RWH	Nalchity	35,028	6,344	5.5	7,705	6,043	1.3	51	11	4.6	2,714	1,294	2.1	60	22	2.7
24	Barishal RWH	Nazirpur	178,764	13,771	13.0	31,050	11,118	2.8	150	17	8.8	5,960	1,397	4.3	25	21	1.2
25	Barishal RWH	Nesarabad (swarupkati)	144,040	16,036	9.0	25,290	12,212	2.1	241	14	17.2	5,695	1,381	4.1	0	42	0.0

SL	Warehouse Name	Upazila Name	Condom			Shukhi			IUD			Injectables			Implant		
			CBL	AMD	MOS	CBL	AMD	MOS	CBL	AMD	MOS	CBL	AMD	MOS	CBL	AMD	MOS
26	Barishal RWH	Pirojpur Sadar	108,384	9,682	11.2	28,560	7,634	3.7	81	21	3.9	1,775	895	2.0	50	25	2.0
27	Barishal RWH	Rajapur	95,668	5,237	18.3	17,090	4,757	3.6	50	3	16.7	1,149	568	2.0	50	11	4.5
28	Barishal RWH	Wazirpur	966,012	8,719	110.8	17,870	11,415	1.6	171	14	12.2	3,348	761	4.4	0	67	0.0
29	Bhola RWH	Bhola Sadar	24,465	11,953	2.0	23,318	12,503	1.9	139	43	3.2	11,318	5,273	2.1	60	104	0.6
30	Bhola RWH	Burhanuddin	19,008	2,967	6.4	13,995	7,306	1.9	85	14	6.1	8,068	1,369	5.9	150	20	7.5
31	Bhola RWH	Char Fasson	28,900	13,668	2.1	48,240	14,760	3.3	93	15	6.2	17,135	9,121	1.9	200	62	3.2
32	Bhola RWH	Daulat Khan	40,394	1,547	26.1	47,765	4,078	11.7	115	5	23.0	8,200	3,400	2.4	300	10	30.0
33	Bhola RWH	Lalmohan	17,430	6,577	2.7	28,469	9,829	2.9	67	14	4.8	14,020	5,013	2.8	350	22	15.9
34	Bhola RWH	Manpura	12,176	4,170	2.9	5,930	2,617	2.3	67	2	33.5	4,200	1,860	2.3	70	32	2.2
35	Bhola RWH	Tazumuddin	41,002	1,308	31.3	53,070	2,537	20.9	110	5	22.0	3,164	1,495	2.1	50	27	1.9
36	Bogura RWH	Adamdighi	30,600	9,003	3.4	357,200	6,039	59.1	158	9	17.6	1,161	246	4.7	150	38	3.9
37	Bogura RWH	Akkelpur	16,992	6,110	2.8	772,425	4,903	157.5	58	8	7.3	1,682	355	4.7	100	50	2.0
38	Bogura RWH	Atrai	22,100	11,653	1.9	33,745	10,752	3.1	136	4	34.0	2,254	501	4.5	100	50	2.0
39	Bogura RWH	Badalgachhi	10,454	9,277	1.1	24,220	9,970	2.4	31	4	7.8	1,773	1,177	1.5	100	45	2.2
40	Bogura RWH	Bogura Sadar	82,400	68,083	1.2	46,597	15,135	3.1	87	42	2.1	2,120	2,367	0.9	55	111	0.5
41	Bogura RWH	Dhamoirhat	21,600	7,259	3.0	1,160,475	6,963	166.7	74	5	14.8	1,676	546	3.1	100	26	3.8
42	Bogura RWH	Dhunat	64,400	33,853	1.9	40,360	20,559	2.0	73	14	5.2	5,121	2,038	2.5	150	76	2.0
43	Bogura RWH	Dhupchanchia	21,750	8,348	2.6	48,605	7,588	6.4	34	11	3.1	3,095	684	4.5	205	80	2.6
44	Bogura RWH	Gabtali	59,940	26,871	2.2	36,680	14,339	2.6	87	6	14.5	6,220	2,382	2.6	100	102	1.0
45	Bogura RWH	Ghoraghat	7,700	5,329	1.4	19,905	6,057	3.3	35	12	2.9	402	298	1.3	2	38	0.1
46	Bogura RWH	Hakimpur	10,000	6,208	1.6	19,955	4,040	4.9	52	5	10.4	255	215	1.2	0	21	0.0
47	Bogura RWH	Joypurhat Sadar	28,968	15,315	1.9	29,380	10,727	2.7	110	37	3.0	2,315	804	2.9	225	172	1.3
48	Bogura RWH	Kahaloo	40,812	16,335	2.5	30,420	11,227	2.7	100	32	3.1	2,319	904	2.6	50	85	0.6
49	Bogura RWH	Kalai	13,020	6,299	2.1	28,955	7,551	3.8	42	9	4.7	1,176	381	3.1	0	36	0.0
50	Bogura RWH	Khetlal	27,480	6,241	4.4	32,955	4,706	7.0	71	10	7.1	1,512	233	6.5	100	47	2.1

SL	Warehouse Name	Upazila Name	Condom			Shukhi			IUD			Injectables			Implant		
			CBL	AMD	MOS	CBL	AMD	MOS	CBL	AMD	MOS	CBL	AMD	MOS	CBL	AMD	MOS
51	Bogura RWH	Mahadebpur	36,912	15,859	2.3	58,640	16,143	3.6	35	9	3.9	1,987	835	2.4	50	101	0.5
52	Bogura RWH	Manda	51,290	21,874	2.3	62,940	27,610	2.3	151	56	2.7	4,442	1,900	2.3	50	36	1.4
53	Bogura RWH	Nandigram	12,200	9,220	1.3	3,585	10,520	0.3	90	3	30.0	230	377	0.6	0	50	0.0
54	Bogura RWH	Naogaon Sadar	49,612	20,527	2.4	40,140	13,387	3.0	100	12	8.3	2,047	1,281	1.6	0	71	0.0
55	Bogura RWH	Niamatpur	37,400	13,791	2.7	1,285,070	14,053	91.4	179	10	17.9	2,400	905	2.7	100	63	1.6
56	Bogura RWH	Panchbibi	37,760	9,837	3.8	51,994	6,457	8.1	77	10	7.7	1,805	777	2.3	102	64	1.6
57	Bogura RWH	Patnitala	23,100	8,659	2.7	44,899	8,643	5.2	80	7	11.4	1,748	614	2.8	50	69	0.7
58	Bogura RWH	Porsha	21,936	10,466	2.1	55,220	8,711	6.3	81	13	6.2	3,000	463	6.5	100	23	4.3
59	Bogura RWH	Raninagar	27,800	10,784	2.6	29,545	10,198	2.9	110	5	22.0	1,930	516	3.7	100	28	3.6
60	Bogura RWH	Sapahar	26,498	10,372	2.6	32,275	9,754	3.3	76	7	10.9	2,987	990	3.0	150	31	4.8
61	Bogura RWH	Sariakandi	35,376	17,236	2.1	463,875	9,196	50.4	98	27	3.6	3,978	1,159	3.4	50	87	0.6
62	Bogura RWH	Shajahanpur	1,450	43,774	0.0	13,485	13,284	1.0	75	10	7.5	2,299	1,076	2.1	0	81	0.0
63	Bogura RWH	Sherpur	65,900	28,694	2.3	111,360	17,995	6.2	73	20	3.7	4,214	1,575	2.7	100	67	1.5
64	Bogura RWH	Shibganj	35,000	14,667	2.4	381,430	20,016	19.1	57	11	5.2	7,400	3,383	2.2	100	61	1.6
65	Bogura RWH	Sonatola	30,580	10,121	3.0	40,890	9,648	4.2	122	35	3.5	2,259	764	3.0	0	69	0.0
66	Chattogram RWH	Anowara	18,000	8,126	2.2	114,215	9,416	12.1	67	15	4.5	1,856	821	2.3	300	45	6.7
67	Chattogram RWH	Banshkhali	26,772	10,854	2.5	26,080	9,043	2.9	49	18	2.7	3,531	2,000	1.8	200	102	2.0
68	Chattogram RWH	Boalkhali	252,300	6,988	36.1	175,154	7,694	22.8	141	29	4.9	1,007	471	2.1	150	42	3.6
69	Chattogram RWH	Chakaria	36,768	13,800	2.7	58,615	14,169	4.1	182	56	3.3	7,996	3,010	2.7	200	52	3.8
70	Chattogram RWH	Chandanaish	36,600	7,132	5.1	47,855	6,780	7.1	101	33	3.1	2,585	838	3.1	1	44	0.0
71	Chattogram RWH	Cox's Bazar Sadar	120,012	19,649	6.1	261,960	15,518	16.9	387	48	8.1	7,290	3,211	2.3	395	68	5.8
72	Chattogram RWH	Dighinala	7,680	8,435	0.9	12,228	8,398	1.5	51	10	5.1	1,067	852	1.3	100	43	2.3
73	Chattogram RWH	Double Mooring	86,160	44,453	1.9	28,360	10,815	2.6	503	231	2.2	4,919	2,212	2.2	300	166	1.8
74	Chattogram RWH	Fatikchhari	183,000	12,939	14.1	240,920	14,501	16.6	273	19	14.4	3,818	1,741	2.2	50	133	0.4
75	Chattogram RWH	Hathazari	60,301	26,456	2.3	38,855	15,802	2.5	281	21	13.4	2,539	1,220	2.1	150	46	3.3

SL	Warehouse Name	Upazila Name	Condom			Shukhi			IUD			Injectables			Implant		
			CBL	AMD	MOS	CBL	AMD	MOS	CBL	AMD	MOS	CBL	AMD	MOS	CBL	AMD	MOS
76	Chattogram RWH	Khagrachhari Sadar	24,936	3,679	6.8	58,480	5,346	10.9	16	44	0.4	798	536	1.5	146	17	8.6
77	Chattogram RWH	Kutubdia	33,552	2,033	16.5	21,445	2,253	9.5	128	27	4.7	5,273	863	6.1	50	64	0.8
78	Chattogram RWH	Lakshmichhari	22,783	847	26.9	28,394	1,827	15.5	48	10	4.8	203	98	2.1	100	15	6.7
79	Chattogram RWH	Lohagara	27,046	5,941	4.6	350,459	6,714	52.2	71	13	5.5	2,602	1,169	2.2	150	29	5.2
80	Chattogram RWH	Mahalchhari	26,580	2,857	9.3	30,050	4,129	7.3	112	5	22.4	142	267	0.5	100	20	5.0
81	Chattogram RWH	Maheshkhali	21,116	6,404	3.3	49,485	15,224	3.3	128	37	3.5	6,454	3,008	2.1	228	79	2.9
82	Chattogram RWH	Manikchhari	21,608	1,261	17.1	10,515	1,693	6.2	121	3	40.3	652	403	1.6	100	46	2.2
83	Chattogram RWH	Matiranga	31,700	7,564	4.2	23,635	6,856	3.4	115	20	5.8	576	852	0.7	102	48	2.1
84	Chattogram RWH	Mirsharai	13,348	10,450	1.3	21,570	11,165	1.9	178	39	4.6	1,826	1,553	1.2	100	44	2.3
85	Chattogram RWH	Panchhari	13,708	2,490	5.5	9,730	4,169	2.3	87	4	21.8	199	179	1.1	100	30	3.3
86	Chattogram RWH	Panchlaish	32,956	33,597	1.0	16,121	9,616	1.7	201	110	1.8	2,773	2,201	1.3	42	113	0.4
87	Chattogram RWH	Patiya	36,400	15,437	2.4	38,635	14,894	2.6	305	114	2.7	3,970	1,808	2.2	70	105	0.7
88	Chattogram RWH	Pekua	24,756	7,762	3.2	206,205	7,328	28.1	80	32	2.5	6,874	2,585	2.7	200	42	4.8
89	Chattogram RWH	Ramgarh	42,436	3,379	12.6	25,595	4,121	6.2	81	4	20.3	297	192	1.5	50	23	2.2
90	Chattogram RWH	Ramu	48,980	9,866	5.0	63,935	6,366	10.0	158	62	2.5	6,548	1,909	3.4	100	75	1.3
91	Chattogram RWH	Rangunia	6,987	12,675	0.6	6,996	10,866	0.6	62	39	1.6	206	1,431	0.1	100	64	1.6
92	Chattogram RWH	Raozan	23,768	8,867	2.7	35,990	9,360	3.8	123	55	2.2	1,850	1,021	1.8	300	105	2.9
93	Chattogram RWH	Sandwip	40,054	9,139	4.4	65,225	11,199	5.8	211	13	16.2	5,009	1,287	3.9	310	78	4.0
94	Chattogram RWH	Satkania	37,160	9,286	4.0	41,375	7,832	5.3	92	19	4.8	1,481	610	2.4	50	77	0.6
95	Chattogram RWH	Sitakunda	19,793	11,817	1.7	28,715	8,541	3.4	85	33	2.6	2,402	1,149	2.1	50	45	1.1
96	Chattogram RWH	Teknaf	48,400	24,174	2.0	36,125	13,928	2.6	188	52	3.6	9,130	4,147	2.2	370	76	4.9
97	Chattogram RWH	Ukhia	15,890	6,274	2.5	37,000	5,489	6.7	130	45	2.9	3,190	1,225	2.6	200	63	3.2
98	Cumilla RWH	Akhaura	59,620	6,348	9.4	48,101	5,287	9.1	167	14	11.9	2,436	764	3.2	50	31	1.6
99	Cumilla RWH	Ashuganj	88,920	11,276	7.9	45,855	6,204	7.4	216	12	18.0	2,332	765	3.0	100	33	3.0
100	Cumilla RWH	Banchhampur	125,700	14,401	8.7	83,335	9,099	9.2	217	20	10.9	4,775	1,542	3.1	0	90	0.0

SL	Warehouse Name	Upazila Name	Condom			Shukhi			IUD			Injectables			Implant		
			CBL	AMD	MOS	CBL	AMD	MOS	CBL	AMD	MOS	CBL	AMD	MOS	CBL	AMD	MOS
101	Cumilla RWH	Barura	74,748	11,962	6.2	65,130	15,710	4.1	209	46	4.5	6,413	2,895	2.2	0	58	0.0
102	Cumilla RWH	Bijoy Nagar	111,408	11,010	10.1	63,691	8,078	7.9	214	12	17.8	3,659	1,326	2.8	100	88	1.1
103	Cumilla RWH	Brahman Para	57,400	7,916	7.3	57,465	7,337	7.8	132	29	4.6	2,402	785	3.1	11	53	0.2
104	Cumilla RWH	Brahmanbaria Sadar	135,300	25,492	5.3	117,970	10,387	11.4	292	63	4.6	5,761	2,076	2.8	0	95	0.0
105	Cumilla RWH	Burichang	131,378	20,596	6.4	92,610	15,609	5.9	198	28	7.1	4,449	1,591	2.8	100	66	1.5
106	Cumilla RWH	Chandina	93,189	11,949	7.8	61,191	13,384	4.6	290	33	8.8	4,878	2,664	1.8	50	32	1.6
107	Cumilla RWH	Chandpur Sadar	104,200	12,297	8.5	66,965	12,383	5.4	298	86	3.5	6,289	2,277	2.8	100	83	1.2
108	Cumilla RWH	Chauddagram	106,536	16,647	6.4	82,750	15,036	5.5	161	24	6.7	6,856	3,270	2.1	200	34	5.9
109	Cumilla RWH	Cumilla Adarsha Sadar	56,500	42,378	1.3	47,835	16,218	2.9	112	103	1.1	3,265	2,972	1.1	18	119	0.2
110	Cumilla RWH	Cumilla Sadar Dakshin	94,700	14,303	6.6	55,420	14,517	3.8	117	33	3.5	3,700	2,685	1.4	10	59	0.2
111	Cumilla RWH	Daudkandi	85,728	10,037	8.5	73,560	9,497	7.7	282	68	4.1	5,757	1,728	3.3	150	36	4.2
112	Cumilla RWH	Debidwar	135,000	15,654	8.6	69,535	14,860	4.7	103	143	0.7	4,437	2,659	1.7	200	57	3.5
113	Cumilla RWH	Faridganj	131,600	9,913	13.3	80,835	9,757	8.3	175	59	3.0	5,805	2,035	2.9	0	91	0.0
114	Cumilla RWH	Haim Char	44,200	3,316	13.3	32,700	4,063	8.0	77	17	4.5	2,563	422	6.1	100	24	4.2
115	Cumilla RWH	Hajiganj	96,100	5,500	17.5	60,780	9,876	6.2	385	37	10.4	5,117	1,718	3.0	10	48	0.2
116	Cumilla RWH	Homna	114,596	16,515	6.9	65,035	8,471	7.7	110	20	5.5	3,686	1,160	3.2	110	41	2.7
117	Cumilla RWH	Kachua	97,660	9,372	10.4	78,115	11,040	7.1	187	39	4.8	4,990	2,848	1.8	0	39	0.0
118	Cumilla RWH	Kasba	126,700	18,950	6.7	66,970	12,532	5.3	120	45	2.7	4,816	1,122	4.3	10	139	0.1
119	Cumilla RWH	Laksam	90,800	7,529	12.1	63,985	6,348	10.1	228	36	6.3	4,906	1,446	3.4	110	38	2.9
120	Cumilla RWH	Manoharganj	77,808	9,042	8.6	47,695	7,243	6.6	99	8	12.4	3,072	1,146	2.7	50	33	1.5
121	Cumilla RWH	Matlab Dakshin	67,400	6,633	10.2	60,847	6,533	9.3	270	12	22.5	4,498	1,583	2.8	100	31	3.2
122	Cumilla RWH	Matlab Uttar	90,600	11,053	8.2	52,715	11,213	4.7	202	53	3.8	5,759	1,104	5.2	10	66	0.2
123	Cumilla RWH	Meghna	46,400	4,696	9.9	31,555	3,894	8.1	143	15	9.5	2,995	683	4.4	50	36	1.4
124	Cumilla RWH	Muradnagar	165,398	26,605	6.2	88,010	15,859	5.5	202	40	5.1	4,586	2,633	1.7	100	93	1.1
125	Cumilla RWH	Nabinagar	153,181	20,487	7.5	68,243	14,335	4.8	96	27	3.6	5,249	1,599	3.3	150	88	1.7

SL	Warehouse Name	Upazila Name	Condom			Shukhi			IUD			Injectables			Implant		
			CBL	AMD	MOS	CBL	AMD	MOS	CBL	AMD	MOS	CBL	AMD	MOS	CBL	AMD	MOS
126	Cumilla RWH	Nangalkot	124,900	17,353	7.2	60,011	7,686	7.8	195	32	6.1	5,430	1,885	2.9	150	68	2.2
127	Cumilla RWH	Nasirnagar	57,272	7,968	7.2	71,405	11,770	6.1	120	8	15.0	3,536	984	3.6	0	60	0.0
128	Cumilla RWH	Sarail	67,900	10,614	6.4	70,250	8,377	8.4	110	10	11.0	3,663	1,417	2.6	0	55	0.0
129	Cumilla RWH	Shahrasti	71,500	4,066	17.6	77,930	6,327	12.3	126	15	8.4	3,979	1,907	2.1	50	36	1.4
130	Cumilla RWH	Titas	55,400	5,450	10.2	47,075	3,596	13.1	208	41	5.1	3,241	873	3.7	50	27	1.9
131	Dhaka CWH	Araihazar	39,732	13,068	3.0	45,525	21,386	2.1	155	22	7.0	4,682	2,140	2.2	0	50	0.0
132	Dhaka CWH	Bandar	76,083	36,209	2.1	13,875	16,025	0.9	86	21	4.1	4,792	2,204	2.2	180	47	3.8
133	Dhaka CWH	Belabo	20,052	7,709	2.6	10,720	7,158	1.5	58	8	7.3	1,483	701	2.1	200	43	4.7
134	Dhaka CWH	Daulatpur	24,360	10,964	2.2	36,680	9,226	4.0	79	9	8.8	2,270	1,041	2.2	50	56	0.9
135	Dhaka CWH	Dhamrai	48,636	23,375	2.1	17,756	21,891	0.8	291	95	3.1	2,868	1,373	2.1	300	44	6.8
136	Dhaka CWH	Dohar	29,200	11,479	2.5	9,700	6,386	1.5	91	8	11.4	1,007	479	2.1	250	37	6.8
137	Dhaka CWH	Gazaria	15,092	7,899	1.9	11,835	6,853	1.7	74	11	6.7	897	551	1.6	111	15	7.4
138	Dhaka CWH	Gazipur Sadar	69,180	44,200	1.6	17,370	20,975	0.8	125	50	2.5	4,407	1,948	2.3	300	59	5.1
139	Dhaka CWH	Ghior	19,632	8,193	2.4	34,310	5,244	6.5	55	7	7.9	1,073	460	2.3	572	26	22.0
140	Dhaka CWH	Harirampur	24,476	10,439	2.3	52,890	3,940	13.4	117	4	29.3	221	316	0.7	350	60	5.8
141	Dhaka CWH	Kaliakair	106,001	21,313	5.0	32,453	18,049	1.8	116	13	8.9	1,587	650	2.4	0	27	0.0
142	Dhaka CWH	Kaliganj	259,124	28,545	9.1	18,400	15,429	1.2	113	7	16.1	1,325	1,387	1.0	350	21	16.7
143	Dhaka CWH	Kapasias	39,600	16,953	2.3	18,315	13,288	1.4	102	5	20.4	1,301	587	2.2	300	39	7.7
144	Dhaka CWH	Keraniganj	79,800	41,205	1.9	27,830	23,099	1.2	183	64	2.9	5,705	2,816	2.0	50	87	0.6
145	Dhaka CWH	Lohajang	26,280	11,092	2.4	10,740	6,775	1.6	114	10	11.4	1,120	517	2.2	350	70	5.0
146	Dhaka CWH	Manikganj Sadar	54,600	22,490	2.4	37,950	8,897	4.3	101	14	7.2	1,911	857	2.2	0	76	0.0
147	Dhaka CWH	Manohardi	27,490	12,215	2.3	52,175	9,270	5.6	103	27	3.8	3,518	1,708	2.1	300	22	13.6
148	Dhaka CWH	Mirpur	155,700	157,509	1.0	29,575	37,980	0.8	815	323	2.5	21,518	10,191	2.1	900	308	2.9
149	Dhaka CWH	Munshiganj Sadar	50,448	25,641	2.0	49,417	15,642	3.2	38	20	1.9	2,694	1,345	2.0	300	27	11.1
150	Dhaka CWH	Narayanganj Sadar	139,253	70,120	2.0	84,220	46,522	1.8	128	40	3.2	13,269	6,796	2.0	345	111	3.1

SL	Warehouse Name	Upazila Name	Condom			Shukhi			IUD			Injectables			Implant		
			CBL	AMD	MOS	CBL	AMD	MOS	CBL	AMD	MOS	CBL	AMD	MOS	CBL	AMD	MOS
151	Dhaka CWH	Narsingdi Sadar	128,366	60,622	2.1	19,820	49,006	0.4	138	82	1.7	19,209	9,804	2.0	50	83	0.6
152	Dhaka CWH	Nawabganj	58,743	16,997	3.5	26,485	9,494	2.8	91	16	5.7	1,913	626	3.1	20	56	0.4
153	Dhaka CWH	Palash	54,300	12,265	4.4	20,230	10,754	1.9	81	16	5.1	2,102	981	2.1	380	32	11.9
154	Dhaka CWH	Roypura	92,796	45,278	2.0	34,590	21,881	1.6	131	65	2.0	8,588	3,835	2.2	400	30	13.3
155	Dhaka CWH	Rupganj	82,840	32,825	2.5	47,370	31,735	1.5	121	30	4.0	6,044	2,882	2.1	50	56	0.9
156	Dhaka CWH	Saturia	73,200	9,588	7.6	40,765	7,433	5.5	74	18	4.1	1,079	602	1.8	300	28	10.7
157	Dhaka CWH	Savar	122,500	69,550	1.8	30,885	30,019	1.0	271	98	2.8	8,294	3,907	2.1	300	59	5.1
158	Dhaka CWH	Serajdikhan	48,868	15,553	3.1	18,545	15,290	1.2	159	24	6.6	2,142	936	2.3	400	32	12.5
159	Dhaka CWH	Shibalaya	22,500	10,358	2.2	9,189	7,101	1.3	76	5	15.2	2,245	803	2.8	300	57	5.3
160	Dhaka CWH	Shibpur	35,368	17,896	2.0	18,670	13,810	1.4	114	7	16.3	3,197	1,598	2.0	100	40	2.5
161	Dhaka CWH	Singair	96,660	19,102	5.1	56,367	9,896	5.7	95	9	10.6	1,644	610	2.7	100	34	2.9
162	Dhaka CWH	Sonargaon	51,977	23,806	2.2	57,889	20,534	2.8	140	15	9.3	5,299	2,522	2.1	300	46	6.5
163	Dhaka CWH	Sreenagar	29,620	12,771	2.3	140	9,343	0.0	123	19	6.5	1,134	603	1.9	300	38	7.9
164	Dhaka CWH	Sreepur	55,660	25,526	2.2	29,520	23,517	1.3	120	17	7.1	4,093	1,769	2.3	450	54	8.3
165	Dhaka CWH	Tejgaon	495,300	185,254	2.7	162,720	91,387	1.8	1,305	430	3.0	28,875	13,072	2.2	660	404	1.6
166	Dhaka CWH	Tongi	66,816	26,883	2.5	21,000	8,840	2.4	114	45	2.5	1,658	658	2.5	300	44	6.8
167	Dhaka CWH	Tongibari	22,696	10,628	2.1	24,815	8,638	2.9	107	7	15.3	880	394	2.2	450	15	30.0
168	Dinajpur RWH	Atwari	15,426	3,049	5.1	37,525	5,561	6.7	143	6	23.8	1,941	848	2.3	100	27	3.7
169	Dinajpur RWH	Baliadangi	19,400	3,040	6.4	36,745	7,405	5.0	161	8	20.1	2,772	1,650	1.7	100	49	2.0
170	Dinajpur RWH	Biral	26,726	7,218	3.7	86,140	10,176	8.5	234	13	18.0	3,610	1,280	2.8	210	50	4.2
171	Dinajpur RWH	Birampur	18,900	5,799	3.3	43,235	5,648	7.7	96	13	7.4	984	243	4.0	50	44	1.1
172	Dinajpur RWH	Birganj	38,400	9,205	4.2	85,915	19,496	4.4	216	40	5.4	3,925	1,616	2.4	0	120	0.0
173	Dinajpur RWH	Bochaganj	18,970	4,776	4.0	34,464	8,803	3.9	104	24	4.3	2,741	600	4.6	0	83	0.0
174	Dinajpur RWH	Boda	19,100	6,780	2.8	39,705	16,262	2.4	179	8	22.4	4,706	2,244	2.1	50	133	0.4
175	Dinajpur RWH	Chirirbandar	19,024	6,796	2.8	53,980	14,544	3.7	209	15	13.9	2,364	1,162	2.0	0	87	0.0

SL	Warehouse Name	Upazila Name	Condom			Shukhi			IUD			Injectables			Implant		
			CBL	AMD	MOS	CBL	AMD	MOS	CBL	AMD	MOS	CBL	AMD	MOS	CBL	AMD	MOS
176	Dinajpur RWH	Debiganj	31,400	10,250	3.1	83,280	20,452	4.1	160	29	5.5	7,840	3,389	2.3	0	51	0.0
177	Dinajpur RWH	Dinajpur Sadar	49,400	22,440	2.2	78,195	15,639	5.0	238	26	9.2	4,667	1,836	2.5	20	220	0.1
178	Dinajpur RWH	Fulbari	22,308	7,633	2.9	55,395	6,686	8.3	152	18	8.4	826	237	3.5	110	75	1.5
179	Dinajpur RWH	Haripur	20,100	3,052	6.6	48,013	5,938	8.1	103	10	10.3	2,605	557	4.7	200	29	6.9
180	Dinajpur RWH	Kaharole	18,300	3,111	5.9	48,485	9,422	5.1	189	19	9.9	2,354	622	3.8	300	67	4.5
181	Dinajpur RWH	Khansama	26,616	3,920	6.8	57,500	13,331	4.3	239	11	21.7	3,357	1,179	2.8	100	61	1.6
182	Dinajpur RWH	Nawabganj	19,800	7,908	2.5	50,210	9,850	5.1	208	7	29.7	3,264	1,106	3.0	0	41	0.0
183	Dinajpur RWH	Panchagarh Sadar	28,500	10,476	2.7	29,750	13,065	2.3	99	11	9.0	4,552	2,232	2.0	0	50	0.0
184	Dinajpur RWH	Parbatipur	43,320	20,702	2.1	39,695	21,128	1.9	361	50	7.2	4,687	1,864	2.5	200	116	1.7
185	Dinajpur RWH	Pirganj	41,300	5,817	7.1	67,920	10,512	6.5	272	24	11.3	2,675	966	2.8	100	76	1.3
186	Dinajpur RWH	Ranisankail	25,744	4,715	5.5	34,210	11,800	2.9	146	8	18.3	1,955	966	2.0	205	37	5.5
187	Dinajpur RWH	Tentulia	16,284	5,075	3.2	32,582	6,420	5.1	137	16	8.6	3,810	486	7.8	0	46	0.0
188	Dinajpur RWH	Thakurgaon Sadar	56,100	16,064	3.5	78,200	25,717	3.0	320	31	10.3	12,275	5,555	2.2	10	113	0.1
189	Faridpur RWH	Alfadanga	123,560	6,930	17.8	14,730	3,568	4.1	46	6	7.7	1,029	438	2.3	150	31	4.8
190	Faridpur RWH	Baliakandi	328,898	22,161	14.8	57,085	11,700	4.9	152	12	12.7	4,122	1,139	3.6	200	38	5.3
191	Faridpur RWH	Bhanga	219,300	22,436	9.8	118,202	13,499	8.8	50	78	0.6	2,505	738	3.4	100	140	0.7
192	Faridpur RWH	Bhedarganj	43,168	6,813	6.3	32,840	8,115	4.0	136	20	6.8	5,279	1,442	3.7	200	26	7.7
193	Faridpur RWH	Boalmari	100,312	13,131	7.6	56,815	11,461	5.0	87	17	5.1	3,250	1,024	3.2	100	67	1.5
194	Faridpur RWH	Char Bhadrasan	20,256	4,188	4.8	10,065	2,231	4.5	50	13	3.8	750	148	5.1	50	36	1.4
195	Faridpur RWH	Damudya	42,096	3,604	11.7	28,575	2,517	11.4	33	4	8.3	2,000	266	7.5	50	17	2.9
196	Faridpur RWH	Faridpur Sadar	136,469	42,918	3.2	56,880	17,501	3.3	141	18	7.8	10,021	2,905	3.4	341	178	1.9
197	Faridpur RWH	Goalanda	381,444	19,042	20.0	71,170	5,780	12.3	49	6	8.2	5,034	1,238	4.1	150	45	3.3
198	Faridpur RWH	Gopalganj Sadar	79,126	25,856	3.1	54,415	13,341	4.1	194	23	8.4	3,424	1,006	3.4	300	84	3.6
199	Faridpur RWH	Gosairhat	342,672	7,759	44.2	35,690	5,812	6.1	90	18	5.0	3,548	848	4.2	100	24	4.2
200	Faridpur RWH	Kalkini	279,700	15,719	17.8	30,805	12,979	2.4	199	33	6.0	4,651	1,262	3.7	300	61	4.9

SL	Warehouse Name	Upazila Name	Condom			Shukhi			IUD			Injectables			Implant		
			CBL	AMD	MOS	CBL	AMD	MOS	CBL	AMD	MOS	CBL	AMD	MOS	CBL	AMD	MOS
201	Faridpur RWH	Kalukhali	71,664	8,337	8.6	41,400	8,389	4.9	375	3	125.0	2,522	599	4.2	200	22	9.1
202	Faridpur RWH	Kashiani	93,840	13,535	6.9	31,985	8,933	3.6	91	4	22.8	3,564	599	5.9	200	29	6.9
203	Faridpur RWH	Kotalipara	48,300	10,498	4.6	46,120	14,116	3.3	80	5	16.0	3,400	635	5.4	100	32	3.1
204	Faridpur RWH	Madaripur Sadar	51,896	16,721	3.1	29,190	17,359	1.7	259	51	5.1	9,761	3,428	2.8	100	66	1.5
205	Faridpur RWH	Madhukhali	300,416	18,007	16.7	45,450	15,243	3.0	43	29	1.5	3,576	1,255	2.8	200	52	3.8
206	Faridpur RWH	Muksudpur	112,560	20,074	5.6	137,445	21,048	6.5	60	10	6.0	6,109	1,706	3.6	200	67	3.0
207	Faridpur RWH	Nagarkanda	148,716	15,554	9.6	45,180	9,720	4.6	236	29	8.1	1,803	453	4.0	100	52	1.9
208	Faridpur RWH	Naria	341,711	7,617	44.9	34,045	8,035	4.2	125	12	10.4	3,543	482	7.4	50	44	1.1
209	Faridpur RWH	Pangsha	250,100	23,420	10.7	66,884	12,618	5.3	57	15	3.8	7,556	1,862	4.1	400	66	6.1
210	Faridpur RWH	Rajbari Sadar	113,120	28,103	4.0	56,400	12,922	4.4	285	99	2.9	7,107	2,115	3.4	100	153	0.7
211	Faridpur RWH	Rajoir	50,923	10,910	4.7	38,523	10,874	3.5	39	6	6.5	3,125	865	3.6	100	32	3.1
212	Faridpur RWH	Sadarpur	405,536	16,789	24.2	75,645	7,781	9.7	65	11	5.9	2,913	505	5.8	0	64	0.0
213	Faridpur RWH	Saltha	134,448	10,181	13.2	41,705	7,699	5.4	20	15	1.3	2,919	558	5.2	150	36	4.2
214	Faridpur RWH	Shariatpur Sadar	27,904	8,866	3.1	25,760	6,252	4.1	197	43	4.6	2,166	580	3.7	100	52	1.9
215	Faridpur RWH	Shib Char	58,720	15,997	3.7	57,975	13,215	4.4	174	24	7.3	6,295	1,483	4.2	250	39	6.4
216	Faridpur RWH	Tungipara	27,340	7,284	3.8	19,925	4,827	4.1	40	5	8.0	1,645	360	4.6	220	22	10.0
217	Faridpur RWH	Zanjira	308,469	14,379	21.5	37,791	7,007	5.4	167	13	12.8	2,422	608	4.0	250	44	5.7
218	Jamalpur RWH	Bakshiganj	44,900	14,266	3.1	27,475	9,028	3.0	33	4	8.3	2,132	973	2.2	250	22	11.4
219	Jamalpur RWH	Char Rajibpur	28,200	15,061	1.9	39,542	3,114	12.7	13	2	6.5	2,173	779	2.8	100	24	4.2
220	Jamalpur RWH	Dewanganj	46,580	23,688	2.0	74,760	14,782	5.1	48	10	4.8	5,600	2,642	2.1	300	115	2.6
221	Jamalpur RWH	Islampur	56,272	22,019	2.6	127,585	15,963	8.0	88	22	4.0	2,497	1,204	2.1	300	66	4.5
222	Jamalpur RWH	Jamalpur Sadar	85,700	40,142	2.1	48,780	38,769	1.3	109	28	3.9	9,000	4,345	2.1	400	98	4.1
223	Jamalpur RWH	Jhenaigati	22,975	11,803	1.9	41,790	15,961	2.6	91	6	15.2	3,039	1,454	2.1	70	61	1.1
224	Jamalpur RWH	Madarganj	18,800	9,784	1.9	27,400	10,347	2.6	55	13	4.2	1,250	637	2.0	200	65	3.1
225	Jamalpur RWH	Melandaha	44,400	24,050	1.8	31,680	18,252	1.7	102	24	4.3	4,750	2,264	2.1	300	58	5.2

SL	Warehouse Name	Upazila Name	Condom			Shukhi			IUD			Injectables			Implant		
			CBL	AMD	MOS	CBL	AMD	MOS	CBL	AMD	MOS	CBL	AMD	MOS	CBL	AMD	MOS
226	Jamalpur RWH	Nakla	23,556	11,446	2.1	76,370	11,619	6.6	84	14	6.0	2,163	1,213	1.8	200	52	3.8
227	Jamalpur RWH	Nalitabari	39,711	15,204	2.6	41,000	15,943	2.6	36	8	4.5	2,947	1,202	2.5	204	61	3.3
228	Jamalpur RWH	Raumari	37,500	17,982	2.1	27,585	9,031	3.1	77	10	7.7	3,082	1,224	2.5	50	29	1.7
229	Jamalpur RWH	Sarishabari	58,500	27,671	2.1	50,685	16,928	3.0	105	35	3.0	3,310	1,619	2.0	100	51	2.0
230	Jamalpur RWH	Sherpur Sadar	93,200	35,112	2.7	48,910	30,539	1.6	107	16	6.7	8,958	4,313	2.1	501	87	5.8
231	Jamalpur RWH	Sreebardi	33,008	14,516	2.3	70,550	14,977	4.7	88	6	14.7	748	621	1.2	200	65	3.1
232	Jashore RWH	Abhaynagar	63,060	16,045	3.9	41,555	9,910	4.2	204	5	40.8	3,165	1,543	2.1	200	41	4.9
233	Jashore RWH	Bagher Para	36,008	17,913	2.0	44,895	10,965	4.1	79	9	8.8	3,236	1,504	2.2	300	47	6.4
234	Jashore RWH	Chaugachha	47,300	21,222	2.2	40,775	9,777	4.2	44	12	3.7	1,800	832	2.2	353	50	7.1
235	Jashore RWH	Harinakunda	28,044	9,021	3.1	41,125	11,180	3.7	182	8	22.8	1,610	799	2.0	250	51	4.9
236	Jashore RWH	Jashore Sadar	90,900	73,577	1.2	66,030	32,951	2.0	208	43	4.8	12,387	7,299	1.7	250	64	3.9
237	Jashore RWH	Jhenaidah Sadar	43,755	21,755	2.0	58,940	14,551	4.1	321	49	6.6	4,125	1,831	2.3	200	69	2.9
238	Jashore RWH	Jhikargachha	44,700	19,172	2.3	33,945	9,556	3.6	130	19	6.8	3,000	1,241	2.4	105	30	3.5
239	Jashore RWH	Kalia	43,228	16,031	2.7	52,605	9,844	5.3	491	7	70.1	1,523	516	3.0	1,088	32	34.0
240	Jashore RWH	Kaliganj	35,000	16,529	2.1	51,095	12,319	4.1	112	4	28.0	1,558	744	2.1	400	26	15.4
241	Jashore RWH	Keshabpur	33,000	14,262	2.3	17,410	9,550	1.8	338	9	37.6	4,114	2,045	2.0	350	53	6.6
242	Jashore RWH	Kotchandpur	28,400	6,643	4.3	47,285	4,624	10.2	5	4	1.3	1,150	506	2.3	450	19	23.7
243	Jashore RWH	Lohagara	51,048	17,607	2.9	14,795	9,936	1.5	222	5	44.4	2,625	1,472	1.8	950	31	30.6
244	Jashore RWH	Magura Sadar	60,892	27,580	2.2	73,345	24,274	3.0	113	36	3.1	5,592	2,607	2.1	200	119	1.7
245	Jashore RWH	Maheshpur	49,780	11,312	4.4	50,938	8,560	6.0	251	18	13.9	3,900	1,949	2.0	300	42	7.1
246	Jashore RWH	Manirampur	54,500	26,031	2.1	329,010	16,685	19.7	244	11	22.2	11,522	5,763	2.0	300	49	6.1
247	Jashore RWH	Mohammadpur	17,124	8,361	2.0	40,245	8,746	4.6	75	10	7.5	1,687	768	2.2	300	32	9.4
248	Jashore RWH	Narail Sadar	40,404	22,930	1.8	23,855	15,298	1.6	318	11	28.9	7,184	1,638	4.4	500	38	13.2
249	Jashore RWH	Shailkupa	57,864	20,093	2.9	75,705	15,612	4.8	422	11	38.4	2,990	1,399	2.1	300	60	5.0
250	Jashore RWH	Shalikka	24,288	6,688	3.6	57,815	8,005	7.2	50	8	6.3	1,340	618	2.2	100	24	4.2

SL	Warehouse Name	Upazila Name	Condom			Shukhi			IUD			Injectables			Implant		
			CBL	AMD	MOS	CBL	AMD	MOS	CBL	AMD	MOS	CBL	AMD	MOS	CBL	AMD	MOS
251	Jashore RWH	Sharsha	64,560	31,005	2.1	43,900	12,360	3.6	54	9	6.0	5,243	2,433	2.2	200	42	4.8
252	Jashore RWH	Sreepur	19,272	8,953	2.2	53,780	7,133	7.5	115	9	12.8	1,228	564	2.2	250	26	9.6
253	Khulna RWH	Assasuni	29,400	13,824	2.1	76,125	23,333	3.3	32	4	8.0	3,250	1,441	2.3	0	33	0.0
254	Khulna RWH	Bagerhat Sadar	45,048	18,396	2.4	69,280	13,626	5.1	63	12	5.3	2,843	1,143	2.5	10	48	0.2
255	Khulna RWH	Batiaghata	17,100	11,022	1.6	212,490	9,305	22.8	43	6	7.2	2,090	656	3.2	100	30	3.3
256	Khulna RWH	Chitalmari	37,140	17,102	2.2	404,820	9,219	43.9	68	3	22.7	2,940	1,214	2.4	200	32	6.3
257	Khulna RWH	Dacope	22,576	5,900	3.8	340,360	7,973	42.7	59	10	5.9	1,271	480	2.6	0	78	0.0
258	Khulna RWH	Daulatpur	80,400	41,574	1.9	444,925	15,073	29.5	130	14	9.3	7,300	3,443	2.1	300	45	6.7
259	Khulna RWH	Debhata	21,300	11,883	1.8	109,835	7,326	15.0	38	3	12.7	1,615	396	4.1	50	15	3.3
260	Khulna RWH	Dumurua	376,500	26,573	14.2	430,580	21,514	20.0	175	24	7.3	8,940	1,919	4.7	300	99	3.0
261	Khulna RWH	Fakirhat	9,500	8,783	1.1	244,070	6,311	38.7	31	7	4.4	845	459	1.8	0	35	0.0
262	Khulna RWH	Kachua	22,565	5,138	4.4	98,535	4,112	24.0	22	8	2.8	958	426	2.2	0	18	0.0
263	Khulna RWH	Kalarooa	46,440	20,776	2.2	203,125	7,354	27.6	129	3	43.0	4,034	955	4.2	150	17	8.8
264	Khulna RWH	Kaliganj	31,800	24,205	1.3	272,100	19,256	14.1	75	4	18.8	3,654	1,321	2.8	0	27	0.0
265	Khulna RWH	Khulna Sadar	157,208	81,542	1.9	365,300	25,580	14.3	332	116	2.9	5,252	5,450	1.0	180	37	4.9
266	Khulna RWH	Koyra	16,200	13,082	1.2	258,730	17,667	14.6	15	17	0.9	1,093	636	1.7	0	85	0.0
267	Khulna RWH	Mollahat	15,444	9,702	1.6	297,610	9,129	32.6	53	4	13.3	1,198	472	2.5	0	54	0.0
268	Khulna RWH	Mongla	35,828	12,348	2.9	126,708	7,624	16.6	30	16	1.9	2,593	934	2.8	0	23	0.0
269	Khulna RWH	Morrelganj	27,800	13,855	2.0	561,455	14,913	37.6	209	70	3.0	6,317	1,392	4.5	200	72	2.8
270	Khulna RWH	Paikgachha	26,400	13,580	1.9	415,680	16,391	25.4	78	16	4.9	3,225	846	3.8	100	55	1.8
271	Khulna RWH	Phultala	22,200	12,038	1.8	624,330	4,298	145.3	60	42	1.4	2,075	541	3.8	0	59	0.0
272	Khulna RWH	Rampal	34,400	12,510	2.7	73,980	8,836	8.4	120	12	10.0	1,270	373	3.4	0	22	0.0
273	Khulna RWH	Rupsa	33,400	13,122	2.5	96,370	9,162	10.5	166	14	11.9	1,469	388	3.8	100	30	3.3
274	Khulna RWH	Sarankhola	23,800	8,058	3.0	189,790	5,857	32.4	70	6	11.7	1,050	916	1.1	0	32	0.0
275	Khulna RWH	Satkhira Sadar	90,300	42,952	2.1	161,995	18,447	8.8	92	19	4.8	6,076	3,382	1.8	100	33	3.0

SL	Warehouse Name	Upazila Name	Condom			Shukhi			IUD			Injectables			Implant		
			CBL	AMD	MOS	CBL	AMD	MOS	CBL	AMD	MOS	CBL	AMD	MOS	CBL	AMD	MOS
276	Khulna RWH	Shyamnagar	24,368	18,261	1.3	279,495	20,314	13.8	34	6	5.7	2,402	798	3.0	0	34	0.0
277	Khulna RWH	Tala	39,840	16,572	2.4	433,875	15,945	27.2	170	43	4.0	4,020	2,042	2.0	0	28	0.0
278	Khulna RWH	Terokhada	44,400	13,717	3.2	330,095	7,227	45.7	73	5	14.6	1,359	326	4.2	70	35	2.0
279	Kushtia RWH	Alamdanga	31,000	14,095	2.2	27,895	13,009	2.1	55	8	6.9	3,900	1,918	2.0	300	56	5.4
280	Kushtia RWH	Bheramara	33,308	13,872	2.4	24,910	7,927	3.1	40	8	5.0	1,963	994	2.0	300	32	9.4
281	Kushtia RWH	Chuadanga Sadar	56,400	24,049	2.3	26,985	9,925	2.7	63	13	4.8	6,936	3,125	2.2	400	44	9.1
282	Kushtia RWH	Damurhuda	40,684	17,701	2.3	20,730	10,195	2.0	37	13	2.8	6,687	2,830	2.4	50	42	1.2
283	Kushtia RWH	Daulatpur	81,800	40,408	2.0	54,420	20,237	2.7	18	4	4.5	7,317	3,518	2.1	300	21	14.3
284	Kushtia RWH	Gangni	46,666	22,562	2.1	20,480	10,521	1.9	40	7	5.7	8,358	4,157	2.0	50	26	1.9
285	Kushtia RWH	Jiban Nagar	12,200	5,733	2.1	16,315	5,622	2.9	92	15	6.1	2,418	1,145	2.1	0	53	0.0
286	Kushtia RWH	Khoksa	33,900	15,515	2.2	23,440	9,046	2.6	30	1	30.0	574	295	1.9	300	15	20.0
287	Kushtia RWH	Kumarkhali	47,182	21,510	2.2	32,893	10,117	3.3	96	7	13.7	2,501	1,206	2.1	350	68	5.1
288	Kushtia RWH	Kushtia Sadar	83,500	39,215	2.1	48,540	23,756	2.0	154	38	4.1	8,163	4,201	1.9	294	115	2.6
289	Kushtia RWH	Meherpur Sadar	51,240	24,195	2.1	24,605	7,187	3.4	50	11	4.5	5,717	2,593	2.2	100	28	3.6
290	Kushtia RWH	Mirpur	52,000	27,007	1.9	40,425	14,715	2.7	27	2	13.5	3,795	1,915	2.0	500	24	20.8
291	Kushtia RWH	Mujib Nagar	17,500	6,912	2.5	8,805	2,283	3.9	23	5	4.6	2,182	940	2.3	60	12	5.0
292	Mymensingh RWH	Atpara	94,170	5,372	17.5	164,315	8,474	19.4	156	5	31.2	1,132	659	1.7	101	33	3.1
293	Mymensingh RWH	Austagram	55,500	12,945	4.3	37,055	11,183	3.3	60	20	3.0	2,773	1,217	2.3	200	14	14.3
294	Mymensingh RWH	Bajitpur	115,120	14,496	7.9	148,630	13,847	10.7	86	8	10.8	1,617	671	2.4	300	23	13.0
295	Mymensingh RWH	Barhatta	73,500	10,162	7.2	16,945	13,166	1.3	138	4	34.5	2,877	1,425	2.0	400	66	6.1
296	Mymensingh RWH	Bhairab	69,864	22,468	3.1	155,250	14,465	10.7	76	13	5.8	3,338	1,575	2.1	400	65	6.2
297	Mymensingh RWH	Bhaluka	410,400	31,751	12.9	167,995	29,908	5.6	193	59	3.3	3,575	1,743	2.1	200	53	3.8
298	Mymensingh RWH	Dharampasha	97,144	18,757	5.2	247,950	16,775	14.8	127	13	9.8	3,887	1,736	2.2	100	170	0.6
299	Mymensingh RWH	Dhobaura	63,300	11,840	5.3	155,045	12,365	12.5	201	6	33.5	2,550	1,180	2.2	170	23	7.4
300	Mymensingh RWH	Durgapur	89,600	20,484	4.4	175,680	16,366	10.7	111	14	7.9	4,936	2,425	2.0	200	39	5.1

SL	Warehouse Name	Upazila Name	Condom			Shukhi			IUD			Injectables			Implant		
			CBL	AMD	MOS	CBL	AMD	MOS	CBL	AMD	MOS	CBL	AMD	MOS	CBL	AMD	MOS
301	Mymensingh RWH	Fulbaria	106,500	20,912	5.1	114,820	37,333	3.1	180	42	4.3	2,752	1,408	2.0	200	47	4.3
302	Mymensingh RWH	Gaffargaon	117,576	29,161	4.0	140,000	24,996	5.6	87	18	4.8	4,058	2,031	2.0	100	78	1.3
303	Mymensingh RWH	Gauripur	138,492	10,317	13.4	318,680	19,276	16.5	114	11	10.4	3,666	1,681	2.2	200	43	4.7
304	Mymensingh RWH	Haluaghat	111,700	13,149	8.5	268,900	20,565	13.1	62	17	3.6	2,915	1,368	2.1	200	47	4.3
305	Mymensingh RWH	Hossainpur	103,500	9,130	11.3	248,840	10,812	23.0	90	12	7.5	1,586	875	1.8	200	49	4.1
306	Mymensingh RWH	Ishwarganj	137,860	17,065	8.1	109,260	40,403	2.7	164	4	41.0	4,249	1,869	2.3	200	48	4.2
307	Mymensingh RWH	Itna	32,660	6,813	4.8	29,870	8,531	3.5	141	4	35.3	628	215	2.9	100	32	3.1
308	Mymensingh RWH	Kalmakanda	53,340	23,262	2.3	101,235	19,817	5.1	75	3	25.0	2,266	1,162	2.0	200	47	4.3
309	Mymensingh RWH	Karimganj	92,616	11,681	7.9	216,435	16,131	13.4	156	14	11.1	2,003	796	2.5	200	87	2.3
310	Mymensingh RWH	Katiadi	105,540	13,103	8.1	169,649	12,755	13.3	137	27	5.1	2,562	1,209	2.1	250	59	4.2
311	Mymensingh RWH	Kendua	127,172	14,355	8.9	183,060	23,578	7.8	167	10	16.7	2,757	1,222	2.3	27	67	0.4
312	Mymensingh RWH	Khaliajuri	47,200	5,257	9.0	27,680	5,802	4.8	100	2	50.0	1,182	413	2.9	100	33	3.0
313	Mymensingh RWH	Kishoreganj Sadar	62,136	24,222	2.6	22,100	17,912	1.2	306	75	4.1	3,925	1,897	2.1	250	74	3.4
314	Mymensingh RWH	Kuliar Char	112,900	11,602	9.7	180,155	8,295	21.7	90	5	18.0	1,943	811	2.4	200	51	3.9
315	Mymensingh RWH	Madan	84,627	9,684	8.7	23,002	11,106	2.1	219	11	19.9	481	635	0.8	242	65	3.7
316	Mymensingh RWH	Mithamain	46,200	8,564	5.4	29,385	6,406	4.6	58	8	7.3	735	223	3.3	150	29	5.2
317	Mymensingh RWH	Mohanganj	73,000	6,742	10.8	20,850	11,130	1.9	73	11	6.6	1,996	951	2.1	205	57	3.6
318	Mymensingh RWH	Muktagachha	73,212	22,764	3.2	107,180	28,926	3.7	87	10	8.7	3,937	1,977	2.0	50	69	0.7
319	Mymensingh RWH	Mymensingh Sadar	112,172	44,741	2.5	58,240	46,579	1.3	219	75	2.9	7,610	3,340	2.3	450	189	2.4
320	Mymensingh RWH	Nandail	145,846	13,414	10.9	106,830	42,168	2.5	95	24	4.0	4,780	2,346	2.0	0	52	0.0
321	Mymensingh RWH	Netrakona Sadar	54,071	19,011	2.8	27,554	26,031	1.1	164	9	18.2	4,759	2,374	2.0	300	75	4.0
322	Mymensingh RWH	Nikli	80,424	4,798	16.8	35,270	5,356	6.6	89	23	3.9	1,023	459	2.2	100	57	1.8
323	Mymensingh RWH	Pakundia	132,276	8,677	15.2	59,905	9,920	6.0	124	18	6.9	1,719	682	2.5	250	77	3.2
324	Mymensingh RWH	Phulpur	116,800	18,261	6.4	147,810	44,619	3.3	240	64	3.8	4,897	2,555	1.9	50	126	0.4
325	Mymensingh RWH	Purbadhala	106,900	15,065	7.1	151,446	21,258	7.1	142	5	28.4	4,572	2,041	2.2	205	73	2.8

SL	Warehouse Name	Upazila Name	Condom			Shukhi			IUD			Injectables			Implant		
			CBL	AMD	MOS	CBL	AMD	MOS	CBL	AMD	MOS	CBL	AMD	MOS	CBL	AMD	MOS
326	Mymensingh RWH	Tarail	76,676	13,276	5.8	151,860	10,755	14.1	76	19	4.0	1,808	771	2.3	150	43	3.5
327	Mymensingh RWH	Trishal	88,680	27,594	3.2	17,750	35,736	0.5	120	27	4.4	3,483	1,614	2.2	200	59	3.4
328	Noakhali RWH	Begumganj	22,100	21,115	1.0	18,755	13,131	1.4	154	73	2.1	1,753	1,721	1.0	10	111	0.1
329	Noakhali RWH	Chatkhil	13,600	3,929	3.5	15,194	3,639	4.2	103	23	4.5	1,331	762	1.7	1	45	0.0
330	Noakhali RWH	Chhagalnaiya	20,900	6,973	3.0	19,420	6,246	3.1	122	16	7.6	1,672	990	1.7	10	29	0.3
331	Noakhali RWH	Companiganj	27,812	8,927	3.1	17,930	6,469	2.8	60	9	6.7	2,543	1,244	2.0	0	55	0.0
332	Noakhali RWH	Daganbhuiyan	25,680	11,749	2.2	13,370	5,660	2.4	75	10	7.5	2,103	913	2.3	50	32	1.6
333	Noakhali RWH	Feni Sadar	80,500	33,306	2.4	30,159	14,661	2.1	433	131	3.3	6,664	3,399	2.0	350	118	3.0
334	Noakhali RWH	Fulgazi	19,812	5,381	3.7	15,515	3,113	5.0	80	19	4.2	1,345	386	3.5	150	16	9.4
335	Noakhali RWH	Hatiya	37,636	18,667	2.0	33,454	17,110	2.0	314	64	4.9	2,400	3,071	0.8	0	194	0.0
336	Noakhali RWH	Kabirhat	18,258	7,301	2.5	18,355	5,396	3.4	115	14	8.2	1,885	1,201	1.6	5	47	0.1
337	Noakhali RWH	Kamalnagar	19,452	6,096	3.2	17,629	5,595	3.2	104	46	2.3	3,682	3,528	1.0	5	54	0.1
338	Noakhali RWH	Lakshmipur Sadar	13,268	12,655	1.0	7,380	11,627	0.6	140	34	4.1	9,576	5,713	1.7	206	50	4.1
339	Noakhali RWH	Noakhali Sadar	27,324	22,190	1.2	17,005	11,741	1.4	200	50	4.0	4,841	2,785	1.7	0	124	0.0
340	Noakhali RWH	Parshuram	21,711	6,059	3.6	16,100	4,010	4.0	93	15	6.2	1,511	508	3.0	100	24	4.2
341	Noakhali RWH	Ramganj	34,096	5,111	6.7	42,825	4,843	8.8	161	13	12.4	2,157	1,332	1.6	0	36	0.0
342	Noakhali RWH	Ramgati	64,411	4,143	15.5	6,817	5,666	1.2	62	19	3.3	2,744	3,172	0.9	0	66	0.0
343	Noakhali RWH	Roypur	26,192	3,295	7.9	38,875	6,747	5.8	84	36	2.3	5,165	1,280	4.0	100	33	3.0
344	Noakhali RWH	Senbagh	19,000	7,914	2.4	19,905	6,254	3.2	101	24	4.2	2,946	1,266	2.3	100	52	1.9
345	Noakhali RWH	Sonagazi	27,956	12,482	2.2	26,535	8,799	3.0	190	26	7.3	5,000	2,363	2.1	300	24	12.5
346	Noakhali RWH	Sonaimuri	19,600	7,717	2.5	14,030	5,280	2.7	85	12	7.1	3,114	1,602	1.9	101	44	2.3
347	Noakhali RWH	Subarnachar	26,300	11,400	2.3	20,470	7,814	2.6	105	19	5.5	2,413	1,267	1.9	0	97	0.0
348	Pabna RWH	Atgharia	85,700	10,641	8.1	57,720	9,680	6.0	140	10	14.0	4,912	426	11.5	150	33	4.5
349	Pabna RWH	Belkuchi	152,200	46,988	3.2	30,057	24,095	1.2	205	9	22.8	11,441	2,281	5.0	100	10	10.0
350	Pabna RWH	Bera	312,300	10,578	29.5	214,995	12,834	16.8	350	59	5.9	11,410	1,295	8.8	205	24	8.5

SL	Warehouse Name	Upazila Name	Condom			Shukhi			IUD			Injectables			Implant		
			CBL	AMD	MOS	CBL	AMD	MOS	CBL	AMD	MOS	CBL	AMD	MOS	CBL	AMD	MOS
351	Pabna RWH	Bhangura	211,552	7,109	29.8	139,275	4,824	28.9	140	6	23.3	2,824	140	20.2	110	22	5.0
352	Pabna RWH	Chatmohar	181,892	33,695	5.4	39,615	26,690	1.5	385	23	16.7	8,076	1,370	5.9	100	28	3.6
353	Pabna RWH	Faridpur	222,244	6,739	33.0	118,750	6,121	19.4	152	10	15.2	6,508	922	7.1	200	32	6.3
354	Pabna RWH	Ishwardi	103,500	27,455	3.8	99,672	16,955	5.9	236	16	14.8	9,075	1,222	7.4	400	63	6.3
355	Pabna RWH	Kamarkhanda	104,434	12,942	8.1	61,245	9,066	6.8	206	21	9.8	7,675	1,053	7.3	100	19	5.3
356	Pabna RWH	Kazipur	115,600	36,335	3.2	119,903	13,634	8.8	275	70	3.9	12,580	2,435	5.2	350	77	4.5
357	Pabna RWH	Pabna Sadar	114,144	43,924	2.6	13,590	33,031	0.4	345	90	3.8	12,700	5,763	2.2	300	84	3.6
358	Pabna RWH	Royganj	109,600	19,219	5.7	67,720	20,971	3.2	119	27	4.4	10,083	1,584	6.4	100	12	8.3
359	Pabna RWH	Santhia	91,400	18,603	4.9	49,330	17,195	2.9	182	13	14.0	17,800	2,641	6.7	205	26	7.9
360	Pabna RWH	Shahjadpur	314,000	39,364	8.0	216,280	24,812	8.7	537	110	4.9	28,924	4,811	6.0	101	142	0.7
361	Pabna RWH	Sirajganj Sadar	104,700	44,022	2.4	17,030	26,774	0.6	290	55	5.3	19,550	4,284	4.6	200	49	4.1
362	Pabna RWH	Sujanagar	374,376	16,061	23.3	121,670	11,646	10.4	281	21	13.4	11,791	1,973	6.0	200	48	4.2
363	Pabna RWH	Tarash	220,500	15,418	14.3	96,990	15,990	6.1	304	40	7.6	8,245	1,263	6.5	250	28	8.9
364	Pabna RWH	Ullah Para	266,200	58,112	4.6	107,390	34,646	3.1	407	137	3.0	19,451	5,123	3.8	200	32	6.3
365	Patuakhali RWH	Amtali	25,324	11,183	2.3	34,985	16,924	2.1	32	5	6.4	3,641	1,750	2.1	200	128	1.6
366	Patuakhali RWH	Bamna	7,800	3,204	2.4	11,500	4,105	2.8	44	5	8.8	491	200	2.5	200	62	3.2
367	Patuakhali RWH	Barguna Sadar	18,656	8,345	2.2	33,095	12,576	2.6	160	33	4.8	6,450	3,240	2.0	50	89	0.6
368	Patuakhali RWH	Bauphal	17,675	8,553	2.1	21,840	14,204	1.5	80	41	2.0	4,415	2,185	2.0	100	72	1.4
369	Patuakhali RWH	Betagi	9,600	4,115	2.3	11,855	5,034	2.4	65	6	10.8	1,385	606	2.3	125	16	7.8
370	Patuakhali RWH	Dashmina	10,582	4,092	2.6	16,785	6,486	2.6	94	10	9.4	1,852	916	2.0	100	85	1.2
371	Patuakhali RWH	Dumki	9,996	3,576	2.8	7,375	2,857	2.6	45	6	7.5	843	375	2.2	50	18	2.8
372	Patuakhali RWH	Galachipa	28,940	13,898	2.1	49,620	21,286	2.3	90	26	3.5	7,666	3,758	2.0	50	112	0.4
373	Patuakhali RWH	Kalapara	21,722	8,333	2.6	34,235	15,035	2.3	64	17	3.8	5,890	3,002	2.0	125	54	2.3
374	Patuakhali RWH	Mirzaganj	12,644	5,984	2.1	18,905	6,299	3.0	15	3	5.0	1,287	578	2.2	450	22	20.5
375	Patuakhali RWH	Patharghata	14,460	6,232	2.3	21,015	8,508	2.5	45	12	3.8	2,592	1,246	2.1	225	50	4.5

SL	Warehouse Name	Upazila Name	Condom			Shukhi			IUD			Injectables			Implant		
			CBL	AMD	MOS	CBL	AMD	MOS	CBL	AMD	MOS	CBL	AMD	MOS	CBL	AMD	MOS
376	Patuakhali RWH	Patuakhali Sadar	32,928	14,373	2.3	31,428	14,376	2.2	195	84	2.3	6,608	3,319	2.0	230	80	2.9
377	Rajshahi RWH	Bagatipara	61,968	16,952	3.7	26,910	6,760	4.0	35	7	5.0	1,094	333	3.3	50	41	1.2
378	Rajshahi RWH	Bagha	80,400	25,270	3.2	51,955	8,438	6.2	94	3	31.3	3,711	1,461	2.5	100	31	3.2
379	Rajshahi RWH	Baghmara	83,300	37,979	2.2	22,230	21,376	1.0	137	31	4.4	4,329	1,832	2.4	500	62	8.1
380	Rajshahi RWH	Baraigram	130,800	14,697	8.9	68,940	10,208	6.8	116	26	4.5	2,150	1,178	1.8	20	49	0.4
381	Rajshahi RWH	Bholahat	15,528	7,371	2.1	24,870	4,777	5.2	50	2	25.0	1,267	522	2.4	50	20	2.5
382	Rajshahi RWH	Boalia	170,400	50,087	3.4	28,330	5,392	5.3	169	25	6.8	6,206	1,777	3.5	315	92	3.4
383	Rajshahi RWH	Chapai Nababganj Sadar	89,100	42,123	2.1	39,570	15,233	2.6	190	49	3.9	5,720	2,631	2.2	50	33	1.5
384	Rajshahi RWH	Charghat	56,100	21,685	2.6	63,415	9,891	6.4	72	13	5.5	1,250	504	2.5	50	49	1.0
385	Rajshahi RWH	Durgapur	36,948	15,959	2.3	66,695	7,139	9.3	90	4	22.5	735	334	2.2	50	23	2.2
386	Rajshahi RWH	Godagari	105,300	46,122	2.3	51,540	16,963	3.0	99	8	12.4	6,544	2,685	2.4	200	30	6.7
387	Rajshahi RWH	Gomastapur	50,400	23,454	2.1	14,592	10,306	1.4	75	10	7.5	2,289	910	2.5	2	25	0.1
388	Rajshahi RWH	Gurudaspur	99,792	30,061	3.3	61,085	14,418	4.2	113	8	14.1	2,643	1,360	1.9	75	50	1.5
389	Rajshahi RWH	Lalpur	67,264	20,345	3.3	42,420	14,892	2.8	64	12	5.3	3,250	1,509	2.2	15	72	0.2
390	Rajshahi RWH	Mohanpur	51,514	17,833	2.9	33,365	6,055	5.5	31	1	31.0	2,812	1,639	1.7	425	33	12.9
391	Rajshahi RWH	Nachole	25,500	10,252	2.5	27,610	5,123	5.4	18	3	6.0	1,625	736	2.2	110	14	7.9
392	Rajshahi RWH	Natore Sadar	77,292	33,995	2.3	19,710	15,017	1.3	159	25	6.4	2,659	1,201	2.2	320	99	3.2
393	Rajshahi RWH	Paba	122,200	38,438	3.2	38,105	10,678	3.6	57	2	28.5	9,255	3,114	3.0	110	13	8.5
394	Rajshahi RWH	Puthia	70,444	30,877	2.3	50,875	13,484	3.8	29	6	4.8	2,212	934	2.4	100	35	2.9
395	Rajshahi RWH	Shibganj	57,900	44,115	1.3	20,400	19,078	1.1	70	11	6.4	4,200	1,823	2.3	150	61	2.5
396	Rajshahi RWH	Singra	87,058	27,551	3.2	65,030	17,220	3.8	79	22	3.6	4,498	1,592	2.8	350	87	4.0
397	Rajshahi RWH	Tanore	94,200	18,851	5.0	27,600	13,388	2.1	120	9	13.3	1,933	859	2.3	270	113	2.4
398	Rangamati RWH	Baghaichhari	45,168	9,839	4.6	28,965	6,534	4.4	139	4	34.8	2,256	322	7.0	70	19	3.7
399	Rangamati RWH	Barkal	26,100	3,904	6.7	20,240	3,297	6.1	21	3	7.0	1,966	310	6.3	122	6	20.3
400	Rangamati RWH	Belai Chhari	3,825	1,574	2.4	8,873	2,309	3.8	49	2	24.5	982	124	7.9	20	19	1.1

SL	Warehouse Name	Upazila Name	Condom			Shukhi			IUD			Injectables			Implant		
			CBL	AMD	MOS	CBL	AMD	MOS	CBL	AMD	MOS	CBL	AMD	MOS	CBL	AMD	MOS
401	Rangamati RWH	Jurai Chhari	13,704	2,135	6.4	13,035	2,039	6.4	35	4	8.8	1,000	156	6.4	100	18	5.6
402	Rangamati RWH	Kaptai	24,900	5,119	4.9	12,870	2,572	5.0	47	2	23.5	1,810	348	5.2	120	27	4.4
403	Rangamati RWH	Kawkhali (betbunia)	27,512	2,273	12.1	13,333	2,381	5.6	26	6	4.3	1,306	346	3.8	112	36	3.1
404	Rangamati RWH	Langadu	26,304	4,546	5.8	21,100	3,939	5.4	55	13	4.2	2,192	412	5.3	100	31	3.2
405	Rangamati RWH	Naniarchar	33,132	4,524	7.3	22,475	3,956	5.7	114	4	28.5	1,000	199	5.0	100	14	7.1
406	Rangamati RWH	Rajasthali	20,908	1,116	18.7	15,175	1,339	11.3	67	2	33.5	953	76	12.5	139	16	8.7
407	Rangamati RWH	Rangamati Sadar	38,332	7,881	4.9	27,240	6,340	4.3	100	47	2.1	1,062	548	1.9	65	42	1.5
408	Rangpur RWH	Aditmari	358,600	12,393	28.9	452,240	15,404	29.4	225	98	2.3	5,023	2,932	1.7	0	63	0.0
409	Rangpur RWH	Badarganj	253,800	11,380	22.3	293,476	17,113	17.1	150	43	3.5	4,310	2,078	2.1	200	56	3.6
410	Rangpur RWH	Bhurungamari	281,409	12,866	21.9	607,812	17,968	33.8	103	28	3.7	6,793	3,570	1.9	150	33	4.5
411	Rangpur RWH	Chilmari	286,148	12,736	22.5	367,895	9,557	38.5	45	12	3.8	2,233	1,112	2.0	210	76	2.8
412	Rangpur RWH	Dimla	295,064	7,247	40.7	518,450	18,423	28.1	149	43	3.5	4,414	1,926	2.3	300	77	3.9
413	Rangpur RWH	Domar	139,584	6,005	23.2	349,682	13,660	25.6	11	12	0.9	5,009	2,182	2.3	5	37	0.1
414	Rangpur RWH	Fulchhari	48,776	19,910	2.4	15,705	11,105	1.4	63	23	2.7	8,019	2,735	2.9	200	22	9.1
415	Rangpur RWH	Gaibandha Sadar	45,686	17,220	2.7	13,234	24,322	0.5	66	17	3.9	8,274	3,886	2.1	0	83	0.0
416	Rangpur RWH	Gangachara	257,640	14,415	17.9	303,320	19,500	15.6	111	51	2.2	9,274	4,220	2.2	0	67	0.0
417	Rangpur RWH	Gobindaganj	738,852	44,999	16.4	100,000	32,777	3.1	74	19	3.9	8,162	3,854	2.1	364	45	8.1
418	Rangpur RWH	Hatibandha	296,092	9,522	31.1	379,210	11,908	31.8	95	30	3.2	4,671	2,169	2.2	350	70	5.0
419	Rangpur RWH	Jaldhaka	297,480	14,330	20.8	153,630	23,105	6.6	96	33	2.9	8,044	3,793	2.1	200	56	3.6
420	Rangpur RWH	Kaliganj	314,420	6,018	52.2	387,465	11,568	33.5	106	60	1.8	3,062	1,403	2.2	300	37	8.1
421	Rangpur RWH	Kaunia	198,600	10,732	18.5	663,040	10,590	62.6	41	11	3.7	5,891	2,986	2.0	100	44	2.3
422	Rangpur RWH	Kishoreganj	306,100	5,530	55.4	514,960	16,132	31.9	100	45	2.2	3,050	1,567	1.9	200	50	4.0
423	Rangpur RWH	Kurigram Sadar	28,936	11,674	2.5	27,895	11,095	2.5	99	31	3.2	5,155	2,574	2.0	150	43	3.5
424	Rangpur RWH	Lalmonirhat Sadar	23,868	9,832	2.4	36,380	15,127	2.4	47	14	3.4	6,202	3,124	2.0	0	54	0.0
425	Rangpur RWH	Mitha Pukur	284,700	16,690	17.1	508,995	21,606	23.6	39	6	6.5	5,787	2,498	2.3	250	40	6.3

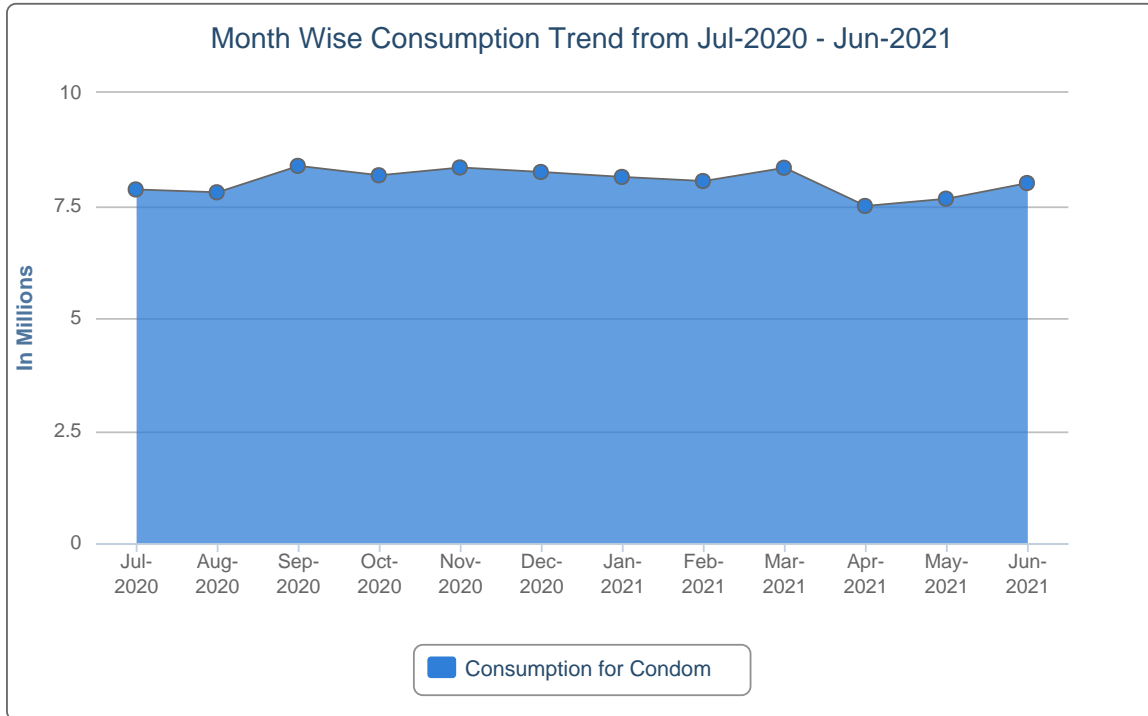
SL	Warehouse Name	Upazila Name	Condom			Shukhi			IUD			Injectables			Implant		
			CBL	AMD	MOS	CBL	AMD	MOS	CBL	AMD	MOS	CBL	AMD	MOS	CBL	AMD	MOS
426	Rangpur RWH	Nageshwari	257,499	14,622	17.6	602,680	30,373	19.8	90	25	3.6	10,700	5,176	2.1	100	43	2.3
427	Rangpur RWH	Nilphamari Sadar	34,319	9,336	3.7	18,750	28,381	0.7	95	42	2.3	7,404	3,248	2.3	50	64	0.8
428	Rangpur RWH	Palashbari	27,556	8,707	3.2	22,644	16,118	1.4	45	7	6.4	5,075	2,153	2.4	250	62	4.0
429	Rangpur RWH	Patgram	256,224	6,395	40.1	324,980	13,462	24.1	54	11	4.9	4,148	2,086	2.0	150	13	11.5
430	Rangpur RWH	Phulbari	314,140	6,398	49.1	324,490	13,566	23.9	162	79	2.1	5,315	2,721	2.0	100	44	2.3
431	Rangpur RWH	Pirgachha	32,400	17,351	1.9	51,150	17,380	2.9	165	70	2.4	7,400	3,287	2.3	200	62	3.2
432	Rangpur RWH	Pirganj	409,948	18,794	21.8	306,940	27,457	11.2	93	39	2.4	5,000	2,227	2.2	400	61	6.6
433	Rangpur RWH	Rajarhat	8,703	6,577	1.3	23,425	12,121	1.9	74	27	2.7	2,850	2,039	1.4	50	48	1.0
434	Rangpur RWH	Rangpur Sadar	69,300	26,471	2.6	69,285	27,348	2.5	117	40	2.9	8,172	3,839	2.1	0	161	0.0
435	Rangpur RWH	Sadullapur	114,300	19,940	5.7	128,940	21,652	6.0	143	49	2.9	8,440	3,993	2.1	400	65	6.2
436	Rangpur RWH	Saghata	56,612	9,788	5.8	8,795	19,646	0.4	63	10	6.3	2,818	1,548	1.8	200	28	7.1
437	Rangpur RWH	Saidpur	21,302	11,566	1.8	18,240	9,393	1.9	43	3	14.3	3,228	1,500	2.2	400	17	23.5
438	Rangpur RWH	Sundarganj	140,268	31,601	4.4	338,400	41,118	8.2	205	82	2.5	17,133	8,616	2.0	0	180	0.0
439	Rangpur RWH	Taraganj	456,732	8,802	51.9	638,765	9,020	70.8	34	5	6.8	1,789	1,091	1.6	200	102	2.0
440	Rangpur RWH	Ulipur	241,808	22,712	10.6	40,105	29,320	1.4	77	17	4.5	6,387	3,384	1.9	0	47	0.0
441	Sylhet RWH	Ajmiriganj	44,700	5,965	7.5	7,680	6,871	1.1	55	8	6.9	1,431	526	2.7	0	39	0.0
442	Sylhet RWH	Bahubal	61,296	6,149	10.0	21,527	5,831	3.7	63	5	12.6	1,174	431	2.7	50	25	2.0
443	Sylhet RWH	Balaganj	84,700	22,827	3.7	30,860	7,508	4.1	221	2	110.5	4,233	1,528	2.8	108	51	2.1
444	Sylhet RWH	Baniachong	104,328	9,168	11.4	96,720	12,757	7.6	30	10	3.0	2,400	743	3.2	0	66	0.0
445	Sylhet RWH	Barlekha	119,504	7,216	16.6	17,970	5,996	3.0	280	3	93.3	1,394	539	2.6	5	62	0.1
446	Sylhet RWH	Beani Bazar	93,120	12,939	7.2	19,190	4,636	4.1	108	10	10.8	960	687	1.4	5	51	0.1
447	Sylhet RWH	Bishwambarpur	80,160	5,057	15.9	20,022	6,777	3.0	73	8	9.1	1,812	814	2.2	24	44	0.5
448	Sylhet RWH	Bishwanath	60,200	10,530	5.7	23,469	4,793	4.9	117	12	9.8	1,050	551	1.9	102	47	2.2
449	Sylhet RWH	Chhatak	64,800	14,917	4.3	22,605	9,551	2.4	85	30	2.8	2,191	733	3.0	120	36	3.3
450	Sylhet RWH	Chunarughat	102,280	9,525	10.7	13,701	14,679	0.9	90	2	45.0	1,385	1,131	1.2	2	75	0.0

SL	Warehouse Name	Upazila Name	Condom			Shukhi			IUD			Injectables			Implant		
			CBL	AMD	MOS	CBL	AMD	MOS	CBL	AMD	MOS	CBL	AMD	MOS	CBL	AMD	MOS
451	Sylhet RWH	Companiganj	37,368	13,092	2.9	23,410	7,011	3.3	126	3	42.0	2,163	1,284	1.7	102	38	2.7
452	Sylhet RWH	Dakshin Sunamganj	52,700	9,021	5.8	18,505	6,778	2.7	149	9	16.6	1,626	690	2.4	10	73	0.1
453	Sylhet RWH	Dakshin Surma	74,000	34,505	2.1	21,645	8,990	2.4	103	3	34.3	2,107	1,047	2.0	50	18	2.8
454	Sylhet RWH	Derai	64,804	27,712	2.3	21,300	10,471	2.0	74	15	4.9	1,616	883	1.8	27	55	0.5
455	Sylhet RWH	Dowarabazar	56,084	11,627	4.8	20,580	10,019	2.1	93	3	31.0	1,638	754	2.2	106	78	1.4
456	Sylhet RWH	Fenchuganj	81,200	4,712	17.2	16,090	2,677	6.0	135	9	15.0	606	257	2.4	40	18	2.2
457	Sylhet RWH	Golapganj	52,852	18,286	2.9	19,160	4,715	4.1	56	13	4.3	1,114	589	1.9	75	45	1.7
458	Sylhet RWH	Gowainghat	57,100	17,938	3.2	18,150	9,479	1.9	120	13	9.2	4,965	2,965	1.7	5	58	0.1
459	Sylhet RWH	Habiganj Sadar	101,400	14,422	7.0	25,690	13,457	1.9	250	93	2.7	2,400	1,433	1.7	20	36	0.6
460	Sylhet RWH	Jagannathpur	62,972	11,079	5.7	17,690	6,119	2.9	26	11	2.4	1,903	333	5.7	110	52	2.1
461	Sylhet RWH	Jaintiapur	52,500	14,117	3.7	13,500	6,582	2.1	119	17	7.0	4,850	2,485	2.0	50	36	1.4
462	Sylhet RWH	Jamalganj	51,028	11,001	4.6	16,685	10,215	1.6	19	4	4.8	2,489	1,159	2.1	50	30	1.7
463	Sylhet RWH	Juri	89,100	7,162	12.4	17,900	4,858	3.7	140	19	7.4	1,129	374	3.0	110	83	1.3
464	Sylhet RWH	Kamalganj	127,700	12,106	10.5	27,600	9,378	2.9	180	23	7.8	1,595	861	1.9	5	70	0.1
465	Sylhet RWH	Kanaighat	55,548	26,278	2.1	14,865	11,673	1.3	102	6	17.0	4,774	2,784	1.7	60	23	2.6
466	Sylhet RWH	Kulaura	135,636	9,341	14.5	22,180	8,694	2.6	45	6	7.5	4,052	2,081	1.9	1	40	0.0
467	Sylhet RWH	Lakhai	69,224	5,993	11.6	16,059	7,461	2.2	138	7	19.7	1,072	413	2.6	50	62	0.8
468	Sylhet RWH	Madhabpur	118,700	8,787	13.5	23,968	13,705	1.7	67	6	11.2	1,749	756	2.3	5	34	0.1
469	Sylhet RWH	Maulvibazar Sadar	117,120	9,674	12.1	27,793	8,953	3.1	144	49	2.9	1,490	853	1.7	90	40	2.3
470	Sylhet RWH	Nabiganj	68,000	8,014	8.5	18,310	10,422	1.8	127	21	6.0	1,800	471	3.8	10	44	0.2
471	Sylhet RWH	Rajnagar	107,400	9,096	11.8	22,225	9,492	2.3	96	6	16.0	2,146	1,079	2.0	50	35	1.4
472	Sylhet RWH	Sreemangal	76,800	15,588	4.9	18,724	13,567	1.4	106	45	2.4	2,229	1,223	1.8	1	114	0.0
473	Sylhet RWH	Sulla	34,500	10,017	3.4	13,190	5,484	2.4	225	3	75.0	1,265	524	2.4	30	32	0.9
474	Sylhet RWH	Sunamganj Sadar	90,800	8,866	10.2	22,875	6,377	3.6	98	22	4.5	1,886	1,033	1.8	22	58	0.4
475	Sylhet RWH	Sylhet Sadar	176,520	65,610	2.7	12,980	33,896	0.4	208	87	2.4	17,326	9,699	1.8	18	116	0.2

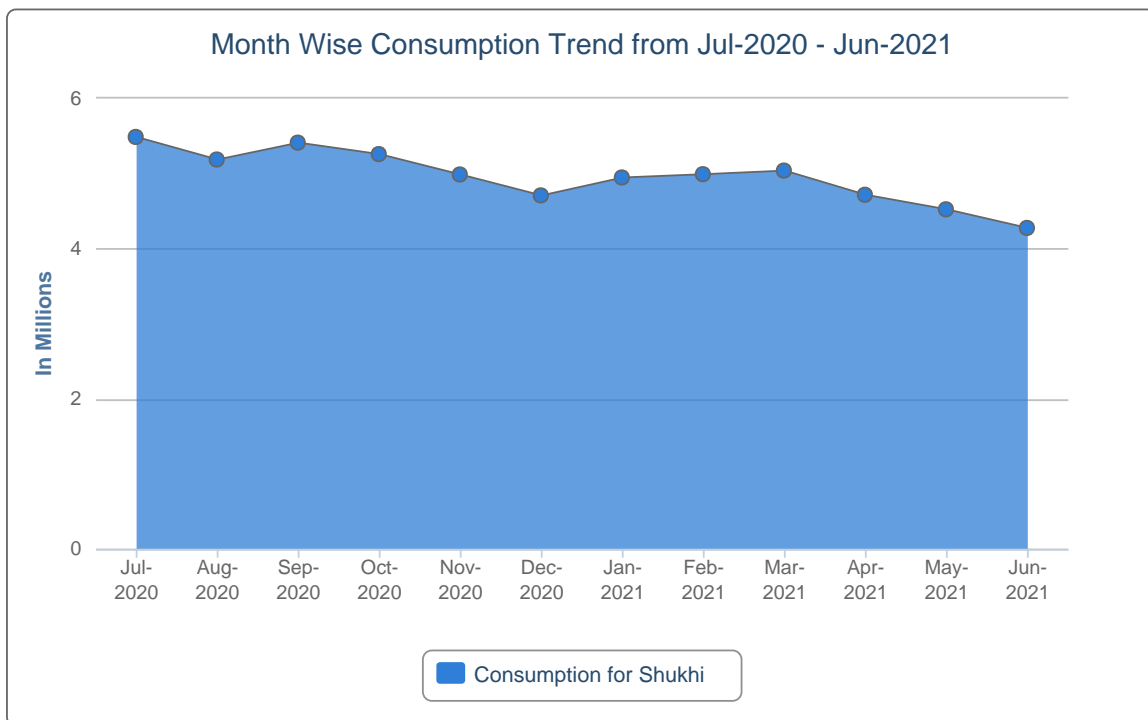
SL	Warehouse Name	Upazila Name	Condom			Shukhi			IUD			Injectables			Implant		
			CBL	AMD	MOS	CBL	AMD	MOS	CBL	AMD	MOS	CBL	AMD	MOS	CBL	AMD	MOS
476	Sylhet RWH	Tahirpur	71,336	13,417	5.3	12,780	10,170	1.3	93	4	23.3	2,044	842	2.4	0	107	0.0
477	Sylhet RWH	Zakiganj	50,072	20,383	2.5	26,038	7,955	3.3	110	4	27.5	2,240	1,103	2.0	100	117	0.9
478	Tangail RWH	Basail	101,928	6,354	16.0	55,105	5,981	9.2	148	16	9.3	3,759	564	6.7	200	113	1.8
479	Tangail RWH	Bhuapur	53,200	17,727	3.0	45,334	7,515	6.0	281	16	17.6	6,108	1,457	4.2	200	32	6.3
480	Tangail RWH	Chauhali	36,868	14,001	2.6	44,600	7,035	6.3	240	10	24.0	2,762	1,226	2.3	404	33	12.2
481	Tangail RWH	Delduar	51,900	8,267	6.3	95,707	6,840	14.0	120	17	7.1	9,580	488	19.6	250	31	8.1
482	Tangail RWH	Ghatail	190,800	23,685	8.1	64,800	19,022	3.4	280	11	25.5	10,600	2,437	4.3	100	66	1.5
483	Tangail RWH	Gopalpur	92,776	11,518	8.1	115,925	7,177	16.2	218	14	15.6	5,517	1,098	5.0	50	45	1.1
484	Tangail RWH	Kalihati	120,500	20,321	5.9	95,170	22,454	4.2	268	41	6.5	10,360	4,336	2.4	310	35	8.9
485	Tangail RWH	Madhupur	196,500	15,947	12.3	3,360	18,734	0.2	329	17	19.4	598	2,634	0.2	0	67	0.0
486	Tangail RWH	Mirzapur	210,600	25,034	8.4	442,955	22,778	19.4	156	20	7.8	10,709	1,002	10.7	500	38	13.2
487	Tangail RWH	Nagarpur	101,952	27,399	3.7	6,839	17,773	0.4	200	67	3.0	8,514	2,319	3.7	200	103	1.9
488	Tangail RWH	Sakhipur	158,000	21,856	7.2	42,480	20,722	2.0	150	20	7.5	3,644	875	4.2	400	34	11.8
489	Tangail RWH	Tangail Sadar	36,900	44,766	0.8	36,780	21,321	1.7	182	27	6.7	2,746	2,736	1.0	50	114	0.4

7. Month-wise Consumption Trend

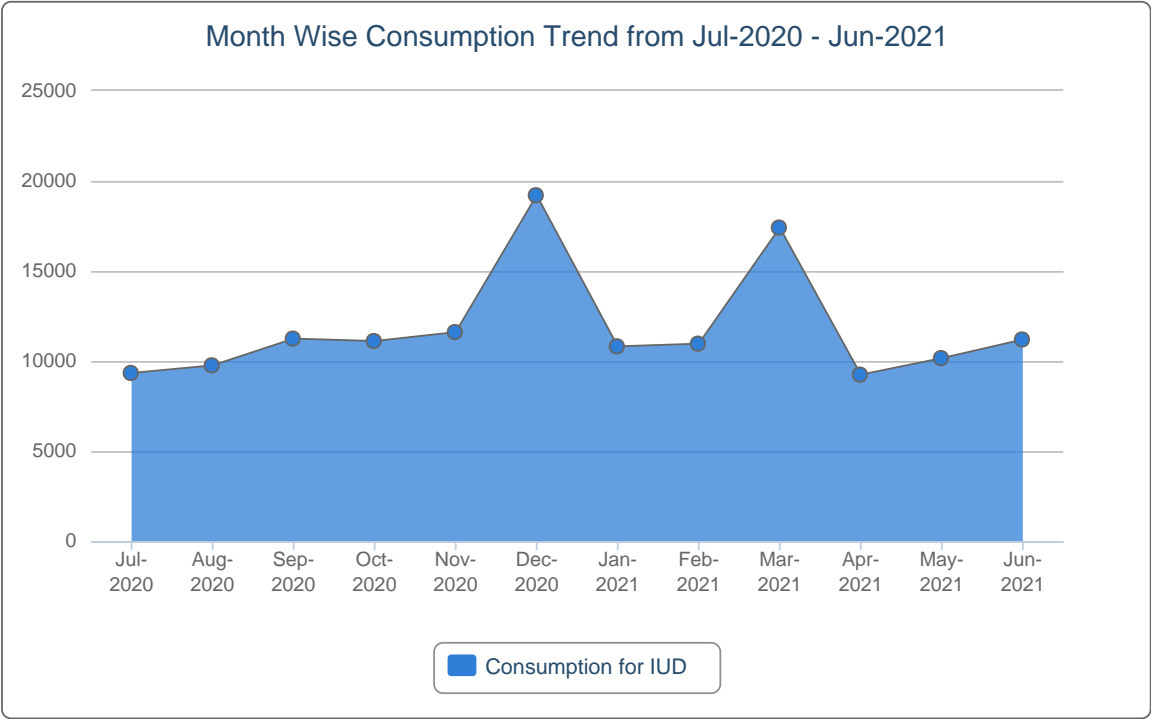
7(a).



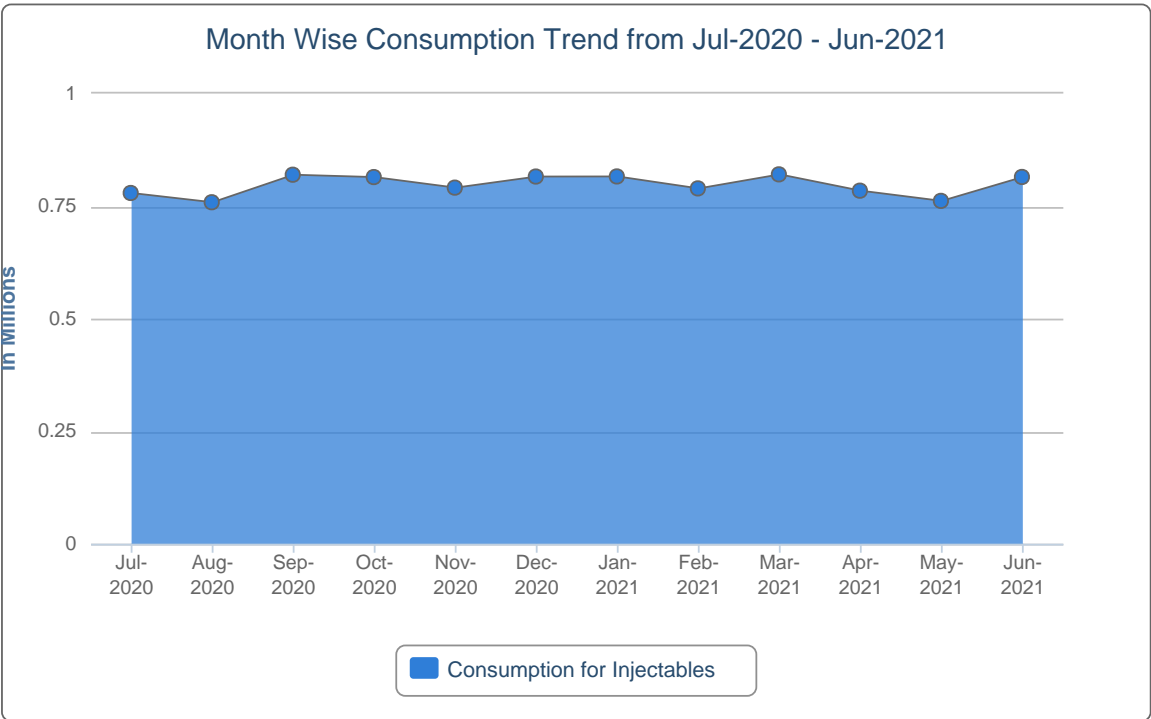
7(b).



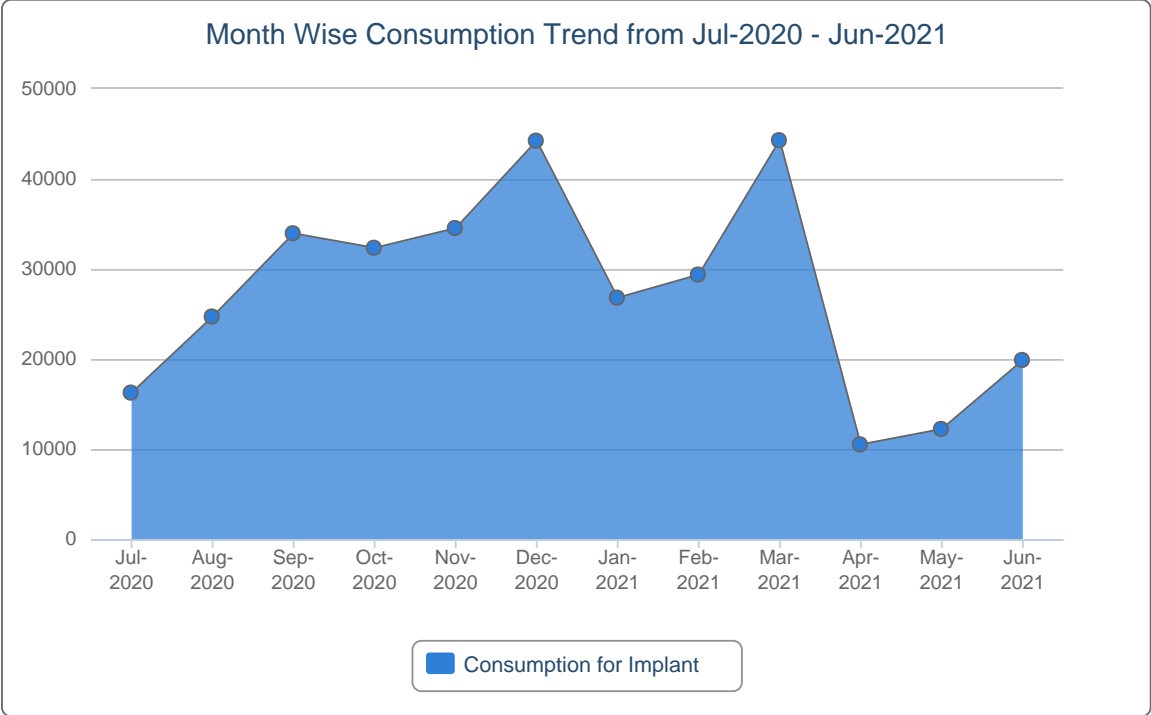
7(c).



7(d).



7(e).



8. Report on Upazila and Warehouse Having Stock Out in last month

SL	Products Name	No of Stockout WH	% of Stockout WH	No of Stockout Upazila Store	% of Stockout Upazila Store	No of Stockout Upazila Field	% of Stockout Upazila Field
1	Condom	0	0%	0	0%	0	0%
2	Oral Pill (Total)	0	0%	0	0%	0	0%
3	IUD	0	0%	0	0%	1	0%
4	Injectables	0	0%	0	0%	0	0%
5	Implant (Total)	0	0%	-	-	0	0%

List of Stock Out Warehouses

SL	Commodity	Warehouse	Phone
<i>No StockOut in Warehouse</i>			

List of StockOut Upazilas

SL	Commodity	Warehouse	District	Upazila	Phone
1	IUD	Chattogram RWH	Chattogram	Sandwip, Chattogram	01711396631

“ছেলে হোক, মেয়ে হোক,
দু’টি সন্তানই যথেষ্ট”

Management Information System (MIS)
Directorate General of Family Planning (DGFP)
6, Kawran Bazar, Dhaka- 1215
Email: dirmis@dgfp.gov.bd, dirls@dgfp.gov.bd
www.dgfp.gov.bd, www.scmpbd.org

If you need more information, please visit at <https://www.scmpbd.org>