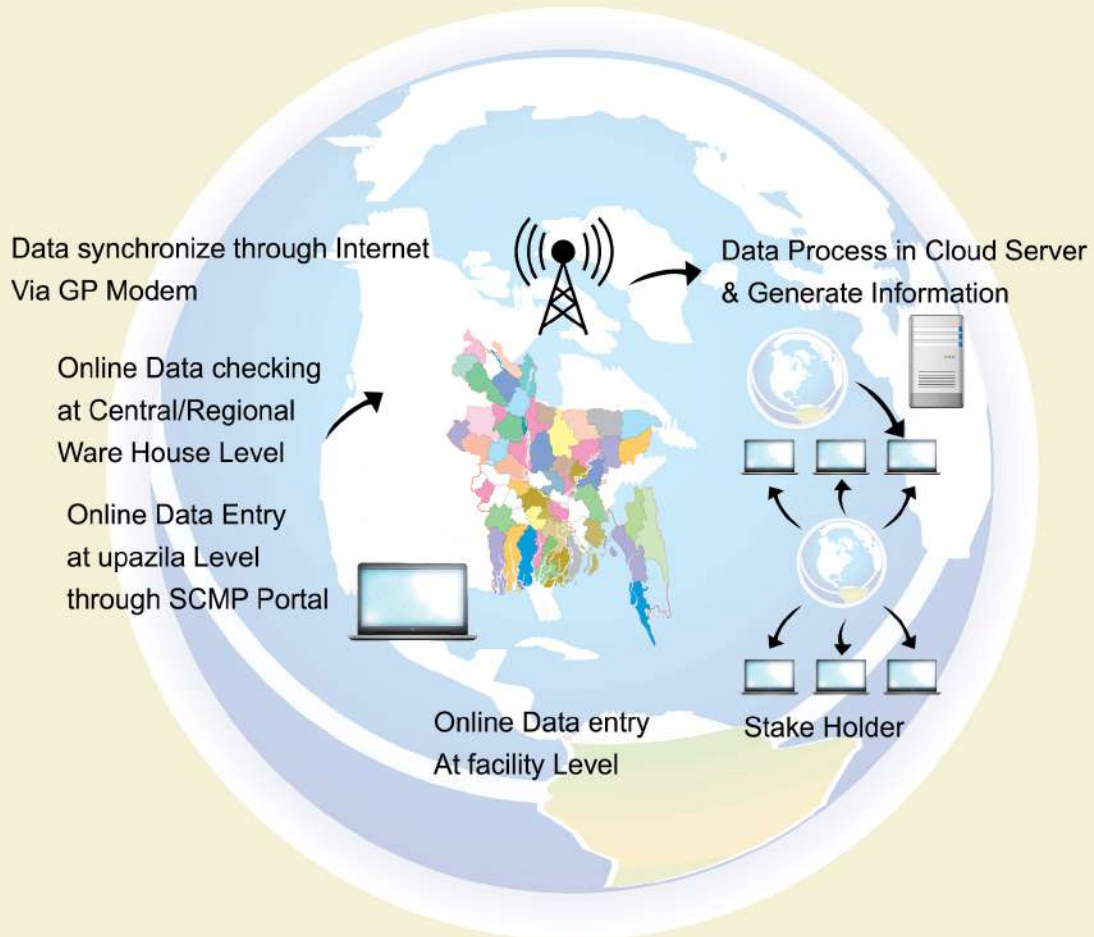




FAMILY PLANNING MONTHLY LOGISTICS REPORT

January 2022

Logistics Management Information System (LMIS) Data Flow System



Management Information System (MIS)
Directorate General of Family Planning (DGFP)

Government of the People's Republic of Bangladesh
Medical Education and Family Welfare Division
Directorate General of Family Planning
Management Information System (MIS)
6, Kawran Bazar, Dhaka- 1215
www.dgfp.gov.bd


Memo No. 59.11.00000.402.16.002.19.70

Date: 24 February, 2022.

Sub: Family Planning Monthly Logistics Report for the Month of January, 2022.

Family Planning Monthly Logistics Report for the Month of January, 2022 is sent herewith for your kind information & necessary action. This report is prepared on the basis of Form-7 submitted by Warehouses and Form-7B submitted by Upazila Family Planning Offices by using WIMS & UIMS operating tools. It provides useful information on monthly distribution and stock balance of all the major contraceptives of Warehouse/Upazila Stores. For more information you can visit at www.scmpbd.org web site.

Comments and suggestions for improvement of this report will be highly appreciated.


(Md. Shahadat Hossain)
Director & Line Director (MIS)
Phone: 55012352
Mail: dirmis@dgfp.gov.bd

Memo No. 59.11.00000.402.16.002.19.70.1(204)

Date: 24 February, 2022.

Copy of the report forwarded to (Not according to seniority):

1. Secretary, Medical Education & Family Welfare Division, Ministry of Health & Family Welfare, Bangladesh Secretariat, Dhaka.
2. Additional Secretary (Admin), Medical Education & Family Welfare Division, Ministry of Health & Family Welfare, Bangladesh Secretariat, Dhaka.
3. Director (Administration), Directorate General of Family Planning, 6 Kawran Bazar, Dhaka 1215.
4. Director & Line Director (MIS), Directorate General of Family Planning, 6 Kawran Bazar, Dhaka.
5. Joint Secretary (Development), Medical Education & Family Welfare Division, Ministry of Health & Family Welfare, Bangladesh Secretariat, Dhaka.
6. Director Finance & Line Director (Family Planning Field Service Delivery), Directorate General of Family Planning, 6 Kawran Bazar, Dhaka 1215.
7. Director (Logistics & Supply) and Line Director (Procurement, Storage & Supply Management), Directorate General of Family Planning, 6 Kawran Bazar, Dhaka 1215.
8. Director (IEM) & Line Director (Information, Education and Communication), Directorate General of Family Planning, 6 Kawran Bazar, Dhaka 1215.
9. Director (Planning) & Line Director (Planning Monitoring and Evaluation), Directorate General of Family Planning, 6 Kawran Bazar, Dhaka 1215.

10. Director (MCH-Services) & Line Director (MCRAH), Directorate General of Family Planning, 6 Kawran Bazar, Dhaka 1215.
11. Line Director (CCSDP), Directorate General of Family Planning, 6 Kawran Bazar, Dhaka 1215.
12. Director (Audit), Directorate General of Family Planning, 6 Kawran Bazar, Dhaka 1215.
13. Divisional Director, Family Planning, Dhaka /Chittagong /Rajshahi /Khulna /Sylhet /Barisal/ Rangpur/ Mymensingh Division.
14. Joint Chief (Planning), Health Service Division, Ministry of Health & Family Welfare, Bangladesh Secretariat, Dhaka
15. Joint Chief (Population & Planning wing), Planning commission, Sher-e-Bangla Nagar, Dhaka.
16. Joint Chief (Planning), Program Management and Monitoring Unit (PMMU), Azimpur, Dhaka-1205.
17. Director, Maternal & Child Health Training Institute (MCHTI), Azimpur, Dhaka.
18. Director, Mohammadpur Fertility Services & Training Centre (MFSTC), Mohammadpur, Dhaka.
19. Director, Maternal & Child Health Training Institute (MCHTI), Lalkuthi, Mirpur, Dhaka.
20. P.S. to the Honorable Minister, Ministry of Health and Family Welfare, Bangladesh Secretariat, Dhaka, for kind information of the Honorable Minister.
21. Deputy Chief (Planning), Medical Education & Family Welfare Division, Ministry of Health & Family Welfare, Bangladesh Secretariat, Dhaka.
22. Additional Director (Drugs and Stores), Directorate General of Family Planning, Central Warehouse, Mohakhali, Dhaka.
23. Deputy Director, Family Planning, ----- District (You are requested to take appropriate measures to ensure timely online submission of Form 7B report from upazilas).
24. Regional/District Consultant, FPCS-QIT, District Family Planning Office, ----- District.
25. Central/Regional Supply Officer, Family Planning, ----- CWH/RWHs.
26. Assistant Maintenance Engineer, MIS Unit, DGFP (Requested to upload this report to DGFP website).
27. Country Project Director, MTaPS/MSH, House: 30, Road: No. 42, Gulshan-2, Dhaka-1212.
28. Country Director, the World Bank, E-32, Agargaon, Sher-e-Bangla Nagar, Dhaka-1207.
29. Team Leader, Population & Health Team, USAID, Madani Avenue, Baridhara, Dhaka.
30. Country Representative, UNFPA, IDB Bhaban, Agargaon, Sher-E-Bangla Nagar, Dhaka.
31. Managing Director, SMC, SMC Tower, 33 Banani C/A, Dhaka-1213.
32. Documentation Center, IEM Unit, Directorate General of Family Planning, 6 Kawran Bazar, Dhaka.
33. Responsible person of Dispatch Section, MIS Unit, DGFP (Requested to distribute the published 'Family Planning Monthly Logistics Report' to concerned Person/Office/Organization).
34. PA to Director General, Directorate General of Family Planning, 6 Kawran Bazar, Dhaka 1215.
35. Concerned Organization/Person.



(Shafiul Haque)
Deputy Director (MIS)

Table Of Contents

	Page
1. DGFP Stock Status Report	1-2
2. National Receipts Quantity by Product by Month	3
3. National Level Contraceptive Summary Report	4
4. Stock Status Report at Different Levels	5
5. Contraceptive Stock Status by Product at Upazila Store and Field	6-10
6. Contraceptive Stock Status by Product at Regional Warehouses/Upazila	11-31
7. Month-wise Consumption Trend	32-34
8. Report on Upazila and Warehouse Having Stock Out in last month	35

1. DGFP Stock Status Report

		DGFP STOCK STATUS REPORT for Contraceptives - 31st January 2022																																				
Year →		2022												2023												2024												2025
Month →		2	3	4	5	6	7	8	9	10	11	12	1	2	3	4	5	6	7	8	9	10	11	12	1	2	3	4	5	6	7	8	9	10	11	12	1	
Min.-Max. →		Min						Max																														
Product ↓		CS - 107.56m : 13.6 MOS																																				
Condom		13.6 MOS												25.52m = 3.2																								
*AMC = 7.89m														FY 2021-22: 47.68m - Rec. 22.15m																								
		CS - 112.09m : 18.8 MOS																																				
Pill (Total)		18.8 MOS												21.65m = 3.6 MOS												13.4m												
*AMC = 5.96m														FY 2021-22: 29.76m (RPA) + 13.4m (Rev.): Rec. = 8.104m																								
		CS - 9.38m : 37.1 MOS																																				
POP-APON		37.1 MOS (February 2025)																																				
*AMC = 0.252m														FY 2021-22: 5.0m (RPA+Rev.): Rec. full quantity																								
		CS (0.456): 32.7 MOS																																				
IUD		32.7 MOS																																				
*AMC = 13,966																																						
		CS (22.27m): 28.4 MOS																																				
Injectables		28.4 MOS																																				
*AMC = 0.783m														FY 2021-22: 0.899m (RPA+Rev.)																								
		CS-(0.435m): 12.4 MOS																																				
Implant		12.4 MOS												FY 2021-22: 0.899m = 25.7 MOS (March 2025)																								
*AMC = 35,017																																						
		Pill (Total): 2nd & 3rd generation Shukhi <i>*AMC is calculated based on past 6-months consumption</i> Data Sources: DGFP/L&S unit, DGFP LMIS web site - https://scmpbd.org/ Central Warehouse WIMS data and Approved DGFP Procurement Plan National min-max stock level is 6 & 10 MOS AMC = Average Monthly Consumption																																				
		Legend: Current Stock (CS): Less than 3 MOS Current Stock (CS): MOS 3.0 to Less than 6 MOS Current Stock (CS): MOS 6 and above Planned for FY 2020-21 Procurement completed, yet to be received Donation																																				

**DGFP STOCK STATUS NOTES
(For Contraceptives)
Month: January 2022**

CONDOM – Current national stock is 107.56 million pieces, and this stock can be used up to March 2023.

- 2021-22: GoB (Rev.) – 47.68 million pcs. (Revised & approved): Contract signed for 47.68 million pcs. DGFP received 22.15 million as of January 2022 & rest 25.53 million will be delivered on February 2022 and onward.

PILL (Shukhi) – Current national stock of Oral Contraceptive Pill is 112.09 million cycles which will go up to August 2023.

- 2021-22: RPA(GoB)– 29.76 million cycles* (3rd Generation): Procurement plan approved and Contract signed on 26/01/22 for Lot 1,4,5 and on 19/01/22 for Lot 2 & 3. DGFP received 8.104 million as of January 2022 & rest 21.656 million will be delivered on February 2022 and onward.
- 2021-22: GoB (Rev.) – 13.4 million cycles* (3rd Generation) Procurement plan approved and IFT published on 11/08/2021. Tender opened on 13/09/2021 & 1st TEC meeting held on 21/09/2021. Tender rejected by Approving Authority on 14.11.2021. New tender published on 14/01/2022 and tender will open on 31/01/22.

***Total 13.4 million (Rev.) cycles (3rd Generation) Oral Pill's procurement is in process.**

POP-APON - Current national stock of POP-APON Pill is 9.38 million cycles which will go up to February 2025.

- 2021-22: GoB (RPA) – 4 million cycles (POP - APON): Tender opened on 15/09/2021 & 1st TEC meeting held on 21/09/2021. Contract signed on 22/11/2021. DGFP received total quantity on 31 December 2021.
- 2021-22: GoB (Rev.) – 1.0 million cycles (POP- APON): Tender opened on 06/09/2021. 1st TEC meeting held on 09/09/2021. Tender approved & NOA issued on 15/09/2021 and contract signed on 30/09/2021. DGFP received total quantity as of 31 December 2021.

IUD - Current national stock is 0.456 million pcs and this stock can be used up to October 2024.

INJECTABLES – Current stock of 22.27 million vials and that can be used up to May 2024. It is noted that Shelf Life of Injectable is three (03) years. So, the user should be cautious about the expiry date of Injectables.

IMPLANT – Current stock is 0.435 million sets, and this can be used up to January 2023.

- 2021-22: RPA (GoB) + GoB (Dev.) – 668,000 sets* (Lot 1 & 2 - Two rods): Procurement plan approved and IFT published on 13/08/2021. Tender opened on 16/09/2021. Tender rejected by Approving Authority on 26.12.2021. New tender published on 05/01/2022 and tender will open on 17/02/22.
- 2021-22: GoB (Rev.) – 200,000 sets* of two rod implants: Procurement plan approved and IFT published on 19/08/2021. Tender opened on 09/09/2021 & 1st TEC meeting held on 21/09/2021. Tender rejected by Approving Authority on 20.12.2021. New tender published on 09/01/2022 and tender will open on 24/02/22.
- 2021-22: RPA (GoB.) + GoB (Dev.) – 31,885 sets* (Two rods) – Carry forward from FY2020-21: Previous Tender rejected by TEC on 15/07/2021. Re-tender published on 11/08/2021 and tender opened on 26/08/2021. 1st TEC meeting held on 05/09/2021. Tender rejected by Approving Authority on 23/09/2021. New tender published on 10/01/2022 and tender will open on 24/02/2022.

***Total 8,99,885 sets Implant procurement is in process.**

You can also download the previous reports from <http://www.scmpbd.org>

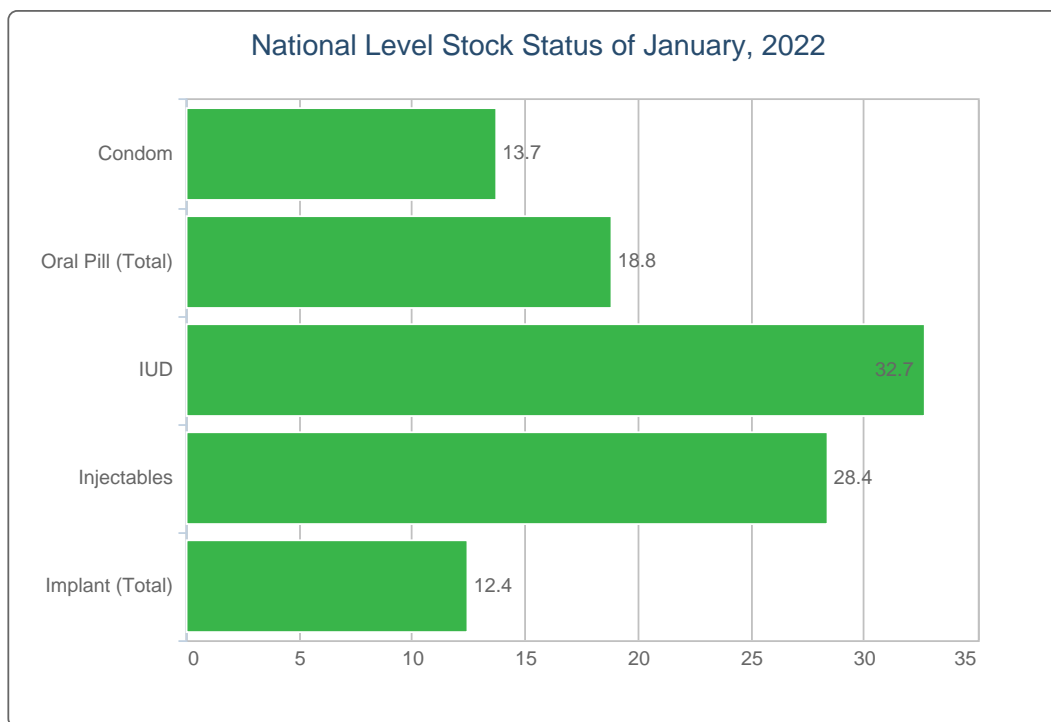
2. National Receipts Quantity by Product by Month

Contraceptive Received Report

Month: January, 2022

Item	Supplier	Receiver	Date Receipts	Qty
Condom	ESSENTIAL DRUGS CO. LTD.	Chattogram RWH	31/01/22	6,444,400
	KHULNA ESSENTIAL LATEX PLANT (KELP)	Barishal RWH	31/01/22	2,739,600
Total				9,184,000
Shukhi (3rd Gen)	TECHNO DRUGS Ltd	Bogura RWH	31/01/22	8,104,000
Total				8,104,000

3. National Level Contraceptive Summary Report



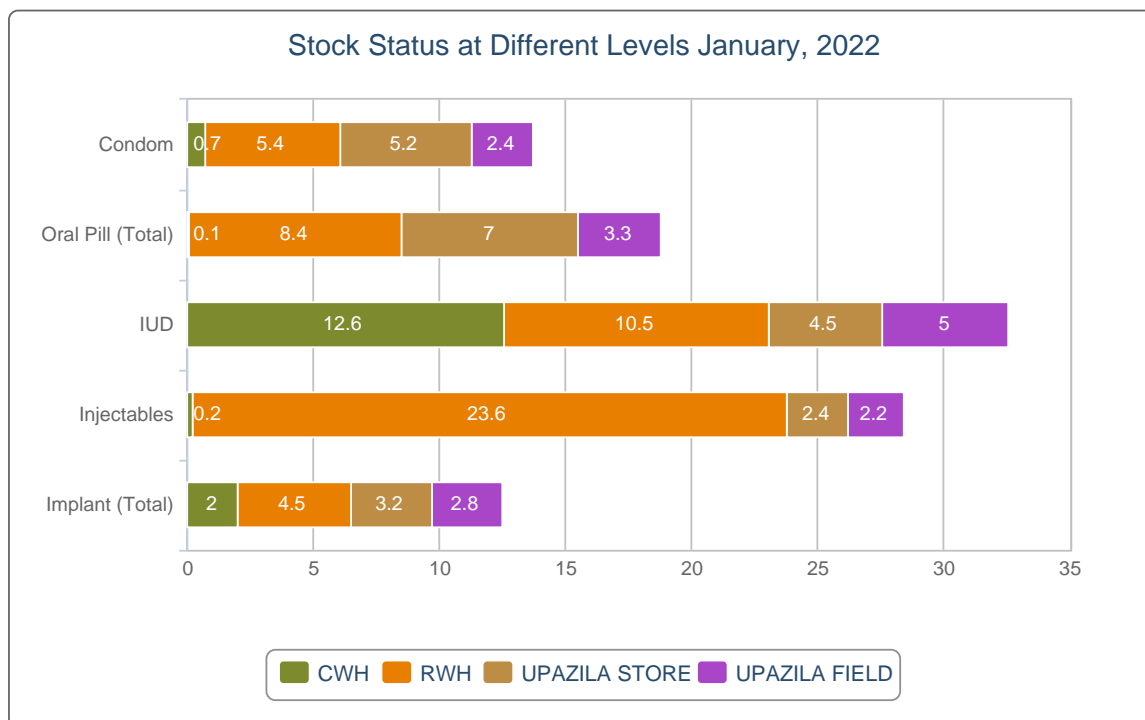
■ MOS: < 3.0
 ■ MOS: 3.0 - 5.9
 ■ MOS: 6.0 and above

MOS = Month of Stock

National Level Stock Status of January, 2022

SL	Name of Products	Reported Consumption	Reported Closing Balance	Average Monthly Consumption	MOS
1	Condom	7,760,633	108,409,219	7,899,959	13.7
2	Oral Pill (Total)	5,829,285	112,094,080	5,963,728	18.8
3	IUD	10,327	456,026	13,966	32.7
4	Injectables	773,207	22,279,084	783,671	28.4
5	Implant (Total)	26,628	435,061	35,017	12.4

4. Stock Status Report at Different Levels

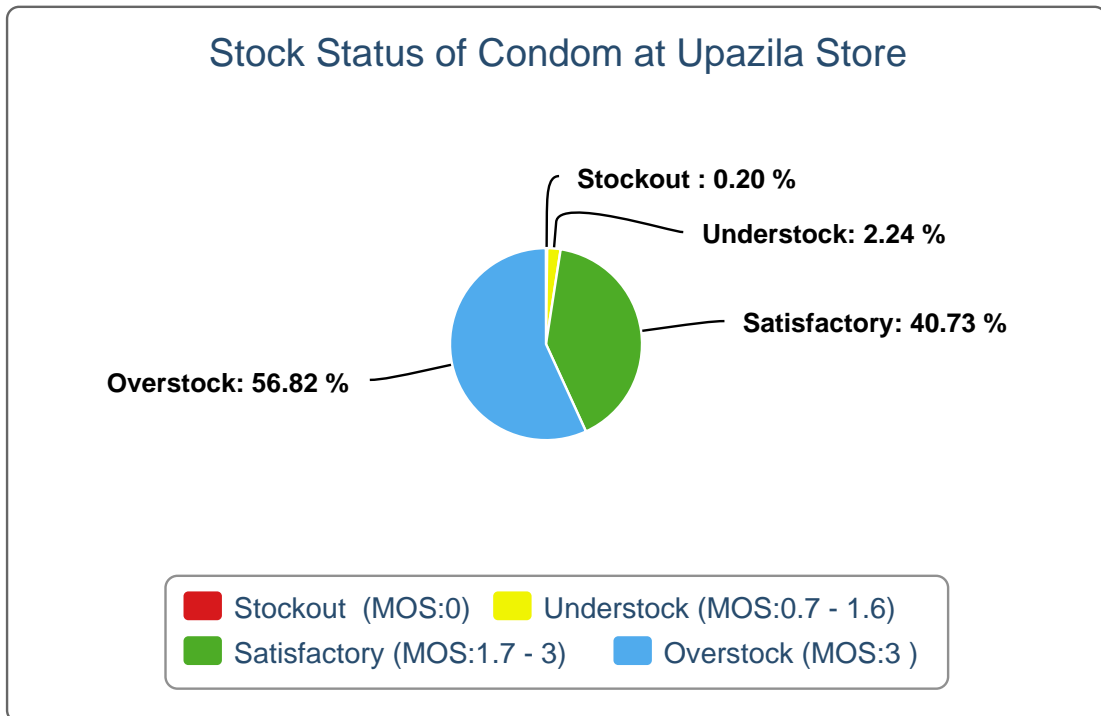


Stock Status at Different Levels January, 2022

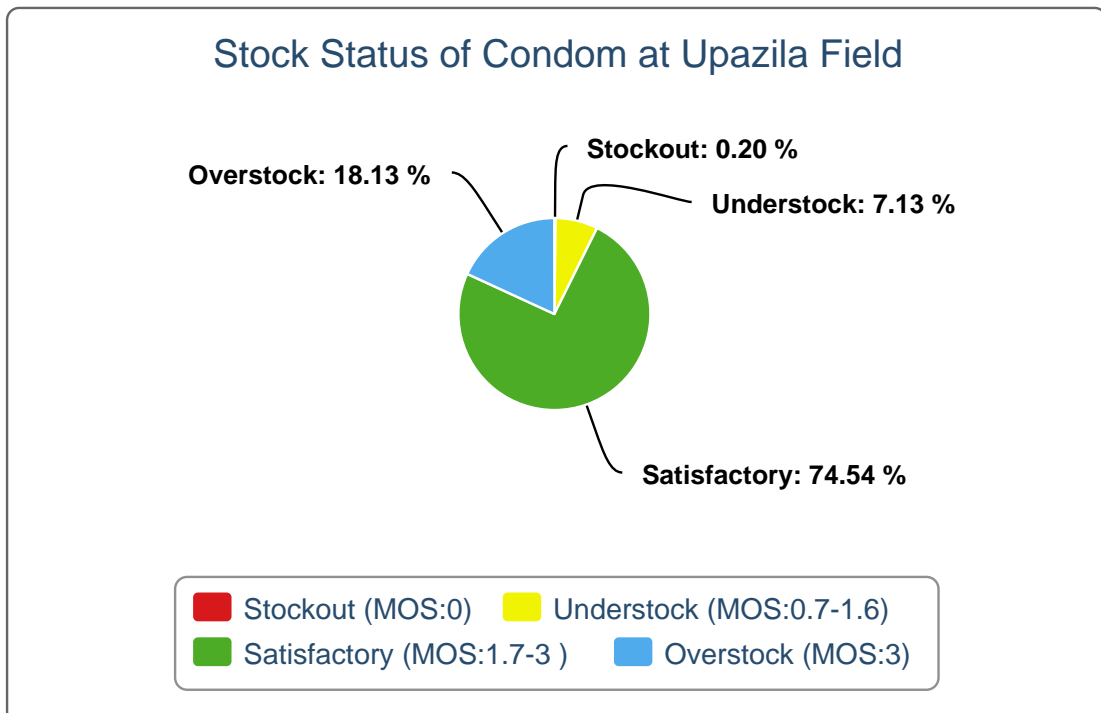
Products	Avg. Consump. of Last 6 Months	CWH Level	MOS	RWH Level	MOS	Upazila Level	MOS	Field Level	MOS	National Level	MOS
Condom	7,899,959	5,777,200	0.7	43,017,400	5.4	41,008,416	5.2	18,606,203	2.4	108,409,219	13.7
Oral Pill (Total)	5,963,728	434,878	0.1	50,263,123	8.4	41,850,935	7	19,545,144	3.3	112,094,080	18.8
IUD	13,966	175,949	12.6	146,626	10.5	63,507	4.5	69,944	5	456,026	32.7
Injectables	783,671	140,099	0.2	18,527,400	23.6	1,877,434	2.4	1,734,151	2.2	22,279,084	28.4
Implant (Total)	35,017	68,999	2	158,550	4.5	111,075	3.2	96,437	2.8	435,061	12.4

5. Contraceptive Stock Status by Product at Upazila Store and Field

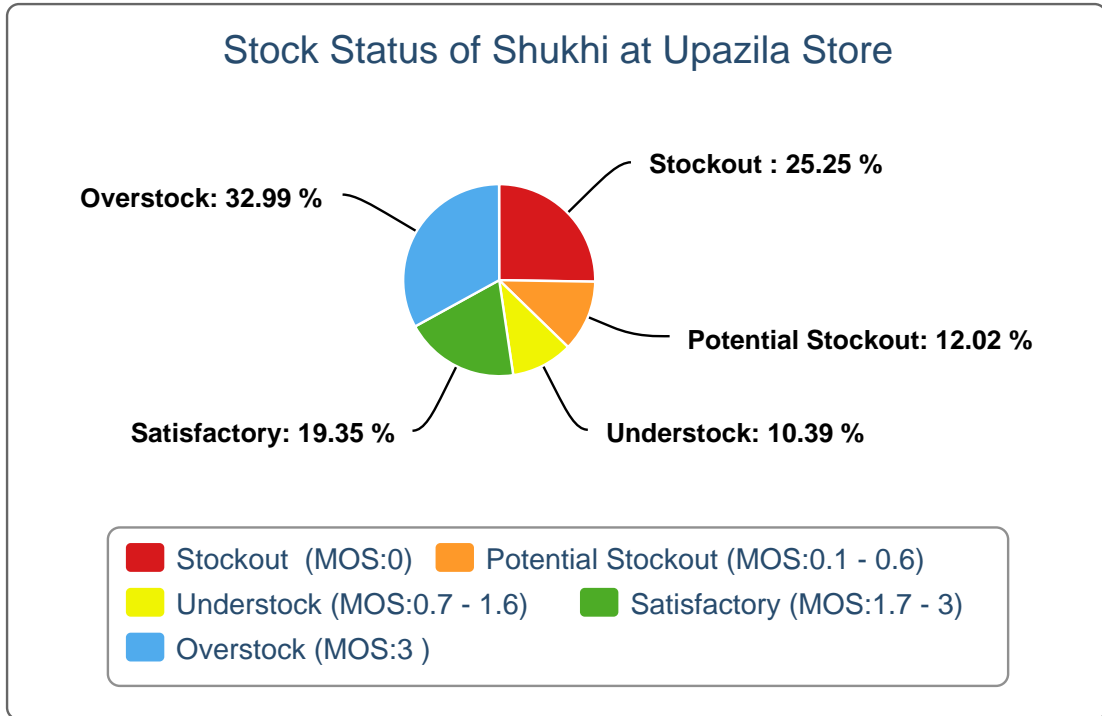
5(a).



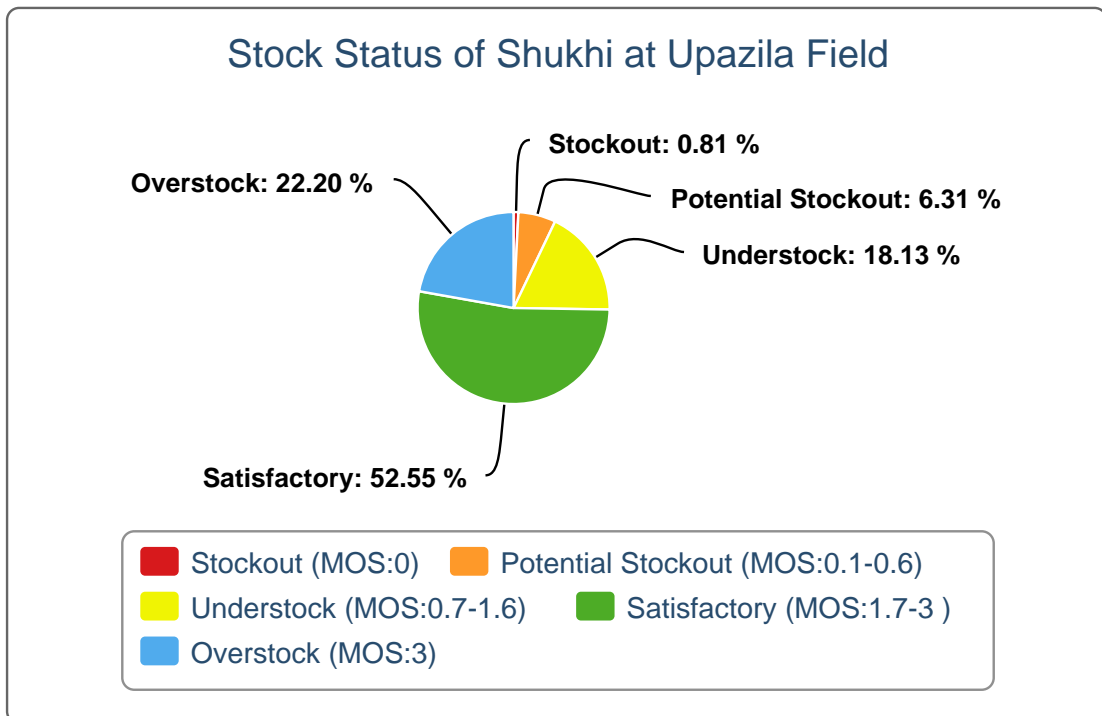
5(b).



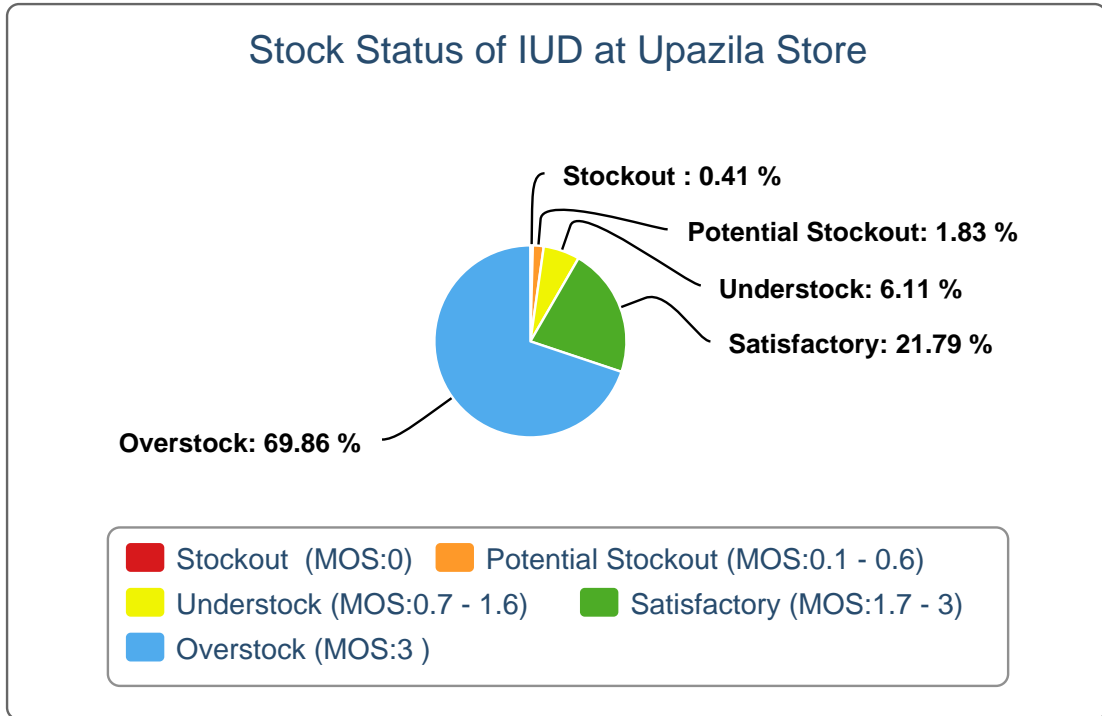
5(c).



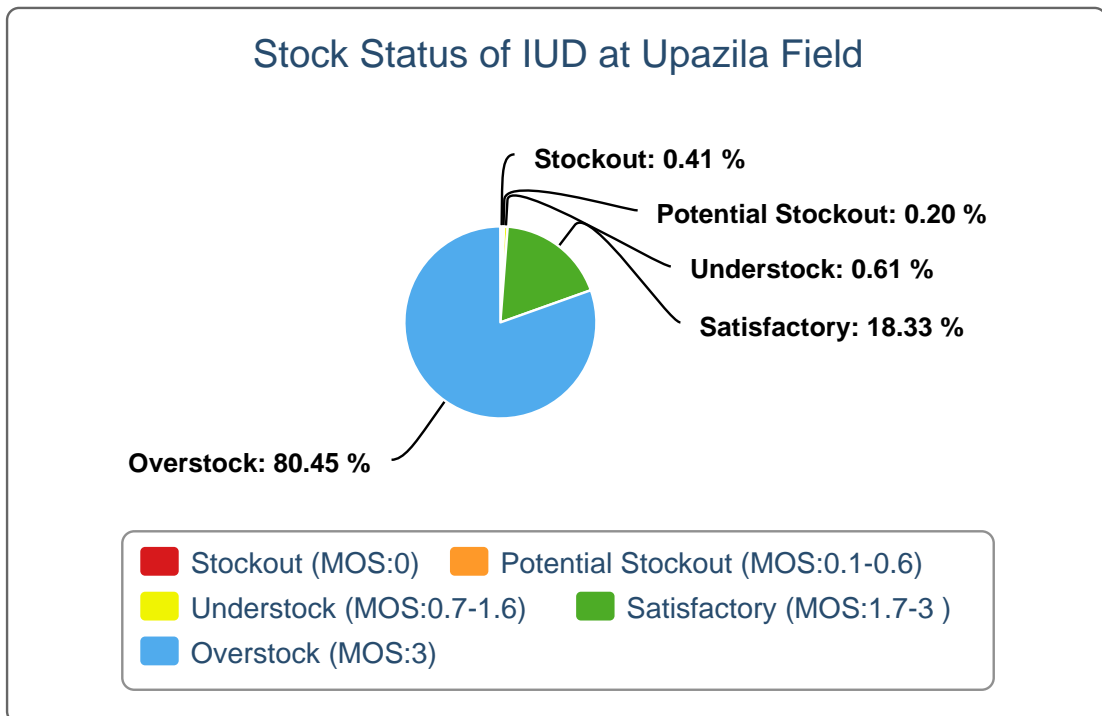
5(d).



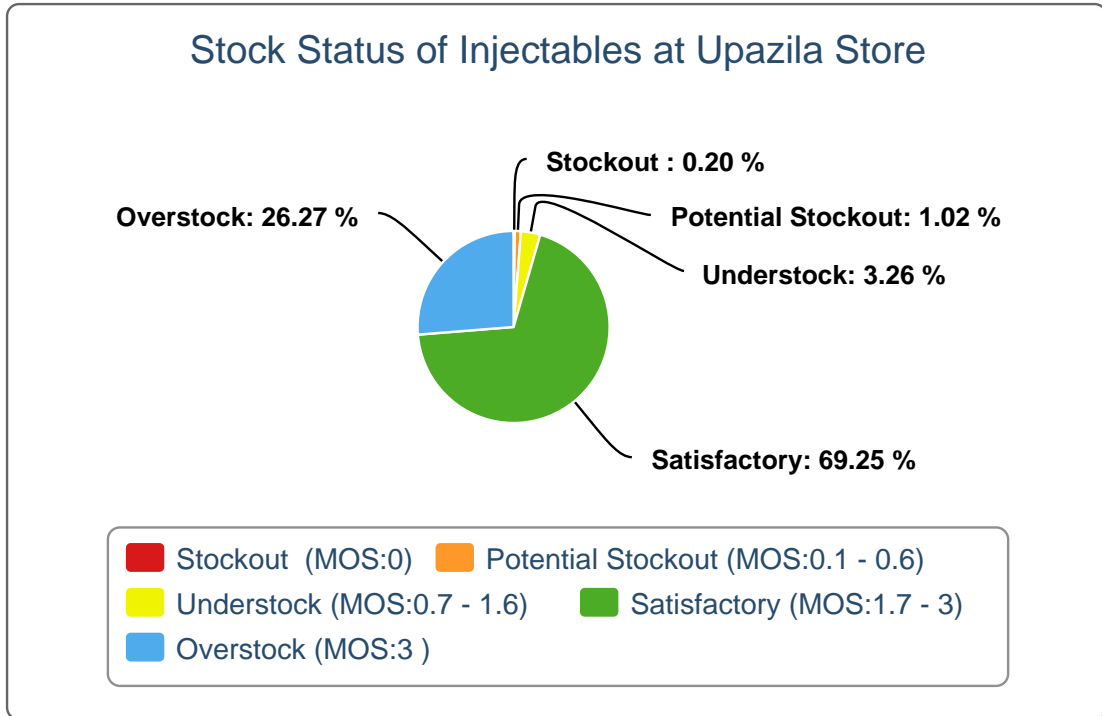
5(e).



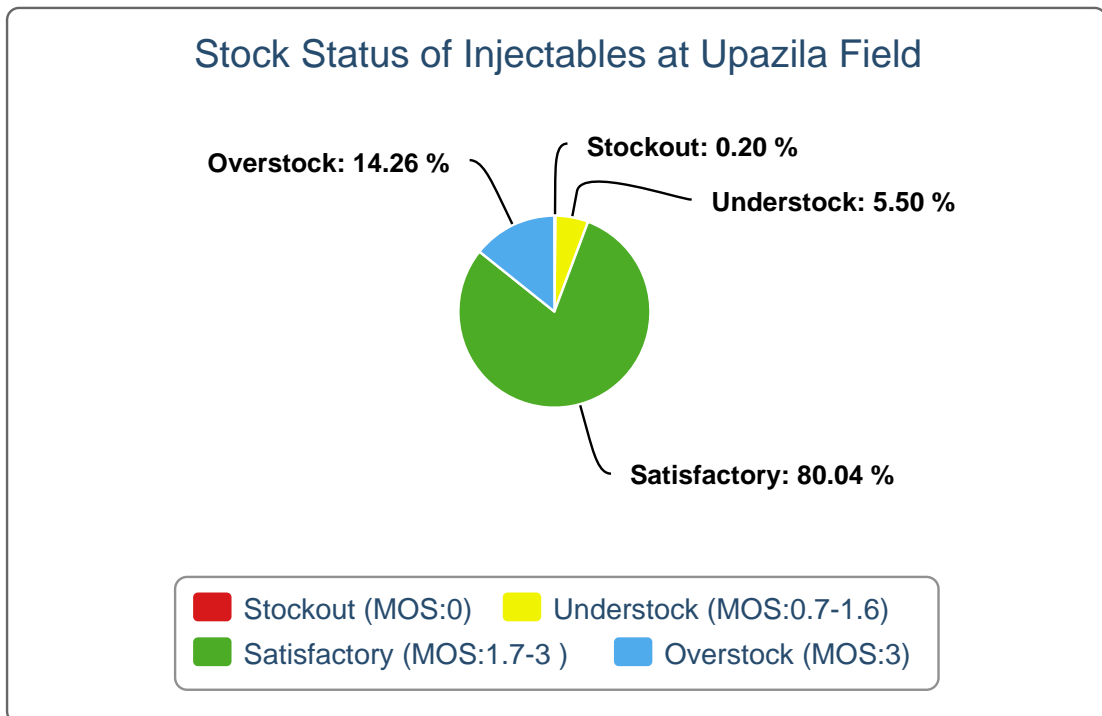
5(f).



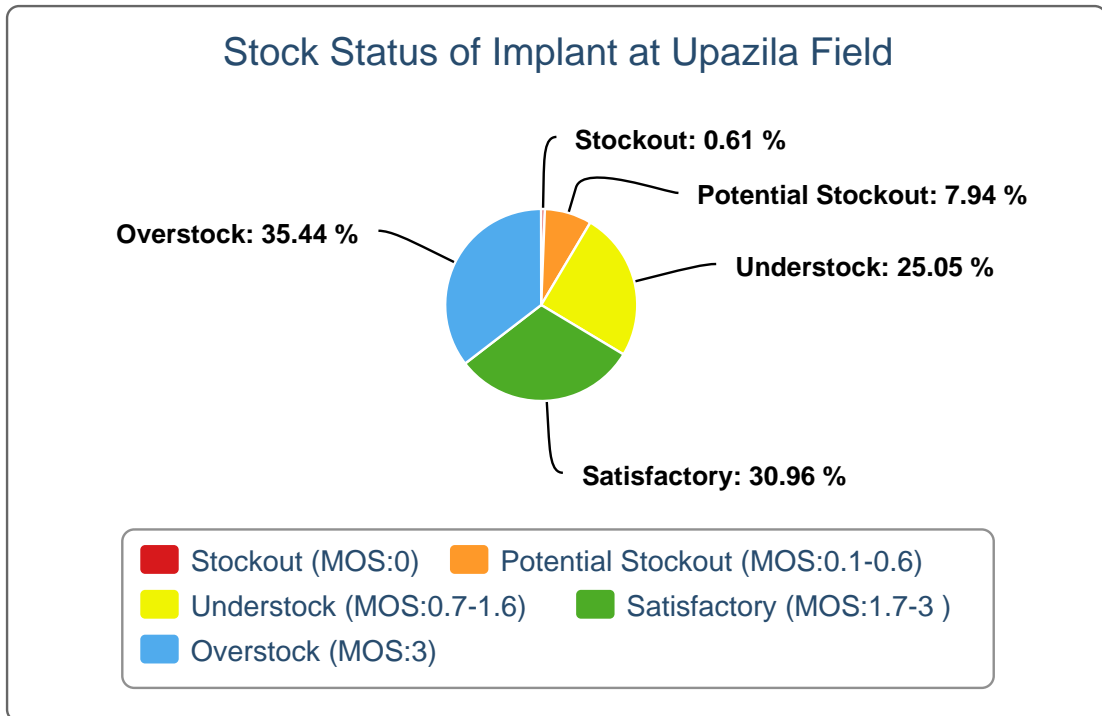
5(g).



5(h).



5(i).



6(a). Contraceptive Stock Status by Product at Regional Warehouses

SL	WH Name	Condom			Shukhi			IUD			Injectables			Implant		
		CBL	AMD	MOS	CBL	AMD	MOS	CBL	AMD	MOS	CBL	AMD	MOS	CBL	AMD	MOS
1	Bandarban RWH	158,400	32,461	4.9	162,720	21,548	7.6	375	148	2.5	16,100	3,057	5.3	650	212	3.1
2	Barishal RWH	2,166,800	222,257	9.7	349,440	176,744	2.0	7,150	408	17.5	75,200	26,768	2.8	6,100	1,071	5.7
3	Bhola RWH	662,400	41,769	15.9	307,680	56,090	5.5	3,350	150	22.3	26,000	28,517	0.9	4,100	364	11.3
4	Bogura RWH	4,366,000	473,955	9.2	5,953,760	330,279	18.0	13,950	571	24.4	4,363,000	28,693	152.1	16,300	2,431	6.7
5	Chattogram RWH	13,234,200	378,996	34.9	16,118,353	291,365	55.3	16,900	1,475	11.5	7,770,100	47,173	164.7	8,500	2,691	3.2
6	Cumilla RWH	525,600	432,601	1.2	607,680	344,597	1.8	800	1,408	0.6	203,000	58,664	3.5	10,300	2,435	4.2
7	Dhaka CWH	5,777,200	1,139,899	5.1	434,878	644,692	0.7	175,949	1,859	94.6	140,099	77,651	1.8	68,999	3,048	22.6
8	Dinajpur RWH	594,000	168,139	3.5	419,520	256,901	1.6	10,100	372	27.2	41,000	30,263	1.4	6,150	1,937	3.2
9	Faridpur RWH	619,200	411,956	1.5	697,440	301,688	2.3	6,100	747	8.2	102,000	29,899	3.4	11,750	2,035	5.8
10	Jamalpur RWH	604,800	264,068	2.3	750,720	199,976	3.8	7,350	257	28.6	35,000	22,458	1.6	8,700	1,163	7.5
11	Jashore RWH	1,378,800	415,331	3.3	384,040	274,651	1.4	2,700	389	6.9	62,900	37,223	1.7	7,250	1,362	5.3
12	Khulna RWH	3,522,400	480,253	7.3	20,699,770	328,971	62.9	13,850	525	26.4	4,919,900	31,600	155.7	11,200	1,491	7.5
13	Kushtia RWH	759,600	289,309	2.6	620,160	150,947	4.1	3,981	187	21.3	63,100	29,171	2.2	7,100	749	9.5
14	Mymensingh RWH	6,908,400	577,215	12.0	203,520	645,319	0.3	4,700	815	5.8	252,000	49,275	5.1	11,200	2,646	4.2
15	Noakhali RWH	356,400	208,402	1.7	230,880	151,622	1.5	5,550	907	6.1	96,000	38,500	2.5	5,350	1,642	3.3
16	Pabna RWH	1,134,000	442,558	2.6	427,680	286,710	1.5	5,250	793	6.6	91,000	36,900	2.5	8,500	911	9.3
17	Patuakhali RWH	1,004,400	100,224	10.0	609,120	132,210	4.6	6,900	363	19.0	79,900	21,523	3.7	7,000	1,232	5.7
18	Rajshahi RWH	1,404,000	577,315	2.4	314,400	245,122	1.3	12,195	299	40.8	66,700	26,517	2.5	10,800	1,364	7.9
19	Rangamati RWH	165,600	42,788	3.9	469,440	34,856	13.5	1,150	105	11.0	13,000	3,155	4.1	700	236	3.0
20	Rangpur RWH	2,098,800	426,037	4.9	525,120	571,068	0.9	12,275	1,206	10.2	170,000	89,221	1.9	6,400	2,831	2.3
21	Sylhet RWH	234,000	535,916	0.4	208,320	330,399	0.6	6,200	704	8.8	60,500	47,354	1.3	3,900	2,245	1.7
22	Tangail RWH	1,119,600	238,510	4.7	203,360	187,973	1.1	5,800	278	20.9	21,000	20,089	1.0	6,600	921	7.2

6(b). Contraceptive Stock Status by Product at Upazila

SL	Warehouse Name	Upazila Name	Condom			Shukhi			IUD			Injectables			Implant		
			CBL	AMD	MOS	CBL	AMD	MOS	CBL	AMD	MOS	CBL	AMD	MOS	CBL	AMD	MOS
1	Bandarban RWH	Alikadam	10,800	8,656	1.2	9,380	3,937	2.4	126	43	2.9	1,517	639	2.4	200	36	5.6
2	Bandarban RWH	Bandarban Sadar	9,419	3,606	2.6	16,376	3,779	4.3	45	28	1.6	1,225	538	2.3	137	44	3.1
3	Bandarban RWH	Lama	12,216	5,050	2.4	9,970	5,234	1.9	100	36	2.8	2,218	685	3.2	192	40	4.8
4	Bandarban RWH	Naikhongchhari	14,828	5,407	2.7	15,580	3,048	5.1	86	11	7.8	1,323	677	2.0	150	31	4.8
5	Bandarban RWH	Rowangchhari	15,044	1,915	7.9	9,325	1,983	4.7	116	6	19.3	502	211	2.4	244	17	14.4
6	Bandarban RWH	Ruma	16,752	5,393	3.1	11,040	1,698	6.5	100	14	7.1	652	160	4.1	170	23	7.4
7	Bandarban RWH	Thanchi	4,350	2,434	1.8	8,415	1,869	4.5	50	10	5.0	587	147	4.0	121	21	5.8
8	Barishal RWH	Agailjhara	70,600	6,207	11.4	25,133	7,904	3.2	151	9	16.8	3,250	655	5.0	100	41	2.4
9	Barishal RWH	Babuganj	275,300	5,745	47.9	39,190	6,556	6.0	42	17	2.5	1,141	507	2.3	50	44	1.1
10	Barishal RWH	Bakerganj	553,215	13,662	40.5	37,514	12,692	3.0	103	26	4.0	4,929	1,853	2.7	200	91	2.2
11	Barishal RWH	Banari Para	280,924	5,238	53.6	48,495	6,882	7.0	21	20	1.1	1,484	525	2.8	200	76	2.6
12	Barishal RWH	Barishal Sadar (kotwali)	75,948	38,491	2.0	18,850	16,365	1.2	73	64	1.1	3,748	3,684	1.0	150	129	1.2
13	Barishal RWH	Bhandaria	65,772	10,482	6.3	14,000	7,402	1.9	178	30	5.9	2,817	1,025	2.7	150	48	3.1
14	Barishal RWH	Gournadi	21,000	9,276	2.3	31,190	9,932	3.1	28	17	1.6	2,248	1,071	2.1	50	45	1.1
15	Barishal RWH	Hizla	79,664	7,858	10.1	24,930	5,141	4.8	49	10	4.9	4,489	1,333	3.4	200	18	11.1
16	Barishal RWH	Indurkani	165,440	5,718	28.9	19,889	5,354	3.7	64	10	6.4	4,568	782	5.8	250	32	7.8
17	Barishal RWH	Jhalokati Sadar	83,800	9,570	8.8	20,280	7,125	2.8	146	18	8.1	1,813	858	2.1	150	82	1.8
18	Barishal RWH	Kanthalia	76,885	4,476	17.2	36,145	4,261	8.5	61	6	10.2	180	602	0.3	150	21	7.1
19	Barishal RWH	Kawkhali	97,600	5,033	19.4	46,570	3,605	12.9	195	19	10.3	2,280	354	6.4	250	25	10.0
20	Barishal RWH	Mathbaria	88,872	13,762	6.5	40,320	14,554	2.8	21	21	1.0	3,900	1,676	2.3	150	37	4.1
21	Barishal RWH	Mehendiganj	94,512	10,249	9.2	53,015	8,041	6.6	41	17	2.4	8,530	3,240	2.6	250	22	11.4
22	Barishal RWH	Muladi	34,940	11,132	3.1	13,055	8,219	1.6	108	7	15.4	4,562	1,897	2.4	102	29	3.5
23	Barishal RWH	Nalchity	20,856	7,034	3.0	40,800	6,387	6.4	105	15	7.0	4,041	1,369	3.0	210	50	4.2
24	Barishal RWH	Nazirpur	92,376	14,653	6.3	39,360	9,994	3.9	145	26	5.6	4,100	1,475	2.8	150	44	3.4
25	Barishal RWH	Nesarabad (swarupkati)	52,452	18,033	2.9	36,465	12,470	2.9	81	26	3.1	4,740	1,467	3.2	150	70	2.1

SL	Warehouse Name	Upazila Name	Condom			Shukhi			IUD			Injectables			Implant		
			CBL	AMD	MOS	CBL	AMD	MOS	CBL	AMD	MOS	CBL	AMD	MOS	CBL	AMD	MOS
26	Barishal RWH	Pirojpur Sadar	54,124	9,844	5.5	42,857	7,635	5.6	79	25	3.2	1,751	965	1.8	200	64	3.1
27	Barishal RWH	Rajapur	75,076	5,532	13.6	39,810	4,506	8.8	50	4	12.5	1,856	579	3.2	100	13	7.7
28	Barishal RWH	Wazirpur	894,924	10,262	87.2	26,330	11,719	2.2	166	21	7.9	927	851	1.1	150	90	1.7
29	Bhola RWH	Bhola Sadar	29,457	11,750	2.5	31,963	12,790	2.5	100	52	1.9	10,718	5,374	2.0	310	137	2.3
30	Bhola RWH	Burhanuddin	8,436	3,214	2.6	18,965	7,412	2.6	57	18	3.2	2,863	1,399	2.0	150	27	5.6
31	Bhola RWH	Char Fasson	28,800	13,911	2.1	33,810	15,917	2.1	86	35	2.5	19,965	9,510	2.1	300	72	4.2
32	Bhola RWH	Daulat Khan	28,494	1,707	16.7	42,870	4,026	10.6	45	10	4.5	7,500	3,582	2.1	300	23	13.0
33	Bhola RWH	Lalmohan	16,270	6,259	2.6	34,949	9,645	3.6	64	24	2.7	11,020	5,225	2.1	250	48	5.2
34	Bhola RWH	Manpura	8,924	3,478	2.6	4,549	2,747	1.7	67	4	16.8	4,600	1,879	2.4	70	32	2.2
35	Bhola RWH	Tazumuddin	30,922	1,450	21.3	33,314	3,553	9.4	40	7	5.7	3,565	1,548	2.3	50	25	2.0
36	Bogura RWH	Adamdighi	44,100	8,825	5.0	311,400	5,898	52.8	65	14	4.6	896	253	3.5	200	41	4.9
37	Bogura RWH	Akkelpur	12,780	6,082	2.1	232,750	4,995	46.6	101	19	5.3	2,119	332	6.4	0	102	0.0
38	Bogura RWH	Atrai	40,640	12,873	3.2	48,405	11,312	4.3	102	6	17.0	2,848	487	5.8	100	46	2.2
39	Bogura RWH	Badalgachhi	31,990	9,689	3.3	52,180	10,328	5.1	26	6	4.3	2,216	1,160	1.9	150	46	3.3
40	Bogura RWH	Bogura Sadar	127,400	59,759	2.1	14,840	14,206	1.0	188	49	3.8	8,329	1,617	5.2	185	170	1.1
41	Bogura RWH	Dhamoirhat	45,135	7,696	5.9	1,047,195	7,641	137.0	77	8	9.6	3,000	595	5.0	250	36	6.9
42	Bogura RWH	Dhunat	76,300	35,133	2.2	355,725	20,609	17.3	50	17	2.9	5,362	2,146	2.5	50	86	0.6
43	Bogura RWH	Dhupchanchia	45,600	8,509	5.4	50,415	7,971	6.3	191	21	9.1	2,350	686	3.4	300	105	2.9
44	Bogura RWH	Gabtali	66,084	22,570	2.9	340,925	13,185	25.9	52	16	3.3	6,062	2,263	2.7	350	112	3.1
45	Bogura RWH	Ghoraghat	13,900	5,957	2.3	37,170	5,464	6.8	29	12	2.4	849	310	2.7	2	57	0.0
46	Bogura RWH	Hakimpur	17,000	6,165	2.8	31,035	4,199	7.4	23	6	3.8	300	219	1.4	100	33	3.0
47	Bogura RWH	Joypurhat Sadar	40,332	17,943	2.2	29,350	10,584	2.8	233	54	4.3	2,900	831	3.5	350	181	1.9
48	Bogura RWH	Kahaloo	46,008	16,982	2.7	24,810	10,390	2.4	91	17	5.4	2,052	865	2.4	150	130	1.2
49	Bogura RWH	Kalai	28,200	7,132	4.0	716,645	8,150	87.9	50	13	3.8	365	414	0.9	0	56	0.0
50	Bogura RWH	Khetlal	13,272	7,495	1.8	363,625	4,900	74.2	26	22	1.2	2,781	247	11.3	0	73	0.0

SL	Warehouse Name	Upazila Name	Condom			Shukhi			IUD			Injectables			Implant		
			CBL	AMD	MOS	CBL	AMD	MOS	CBL	AMD	MOS	CBL	AMD	MOS	CBL	AMD	MOS
51	Bogura RWH	Mahadebpur	35,676	14,681	2.4	776,925	15,311	50.7	39	5	7.8	1,001	803	1.2	0	96	0.0
52	Bogura RWH	Manda	52,990	21,559	2.5	59,445	27,097	2.2	427	64	6.7	4,981	1,808	2.8	100	76	1.3
53	Bogura RWH	Nandigram	25,500	8,319	3.1	19,200	10,224	1.9	70	4	17.5	930	314	3.0	200	47	4.3
54	Bogura RWH	Naogaon Sadar	54,360	21,544	2.5	69,945	12,999	5.4	147	22	6.7	3,967	1,301	3.0	100	93	1.1
55	Bogura RWH	Niamatpur	60,890	12,004	5.1	1,262,850	12,594	100.3	78	10	7.8	2,567	849	3.0	200	62	3.2
56	Bogura RWH	Panchbibi	47,900	11,715	4.1	1,534,399	7,094	216.3	29	18	1.6	3,206	807	4.0	350	117	3.0
57	Bogura RWH	Patnitala	27,660	9,593	2.9	731,225	9,734	75.1	81	9	9.0	2,988	627	4.8	50	82	0.6
58	Bogura RWH	Porsha	19,776	9,805	2.0	39,100	8,233	4.7	33	14	2.4	1,628	471	3.5	100	32	3.1
59	Bogura RWH	Raninagar	27,800	10,661	2.6	43,110	10,769	4.0	113	6	18.8	1,108	528	2.1	50	27	1.9
60	Bogura RWH	Sapahar	28,440	10,191	2.8	21,420	9,942	2.2	104	12	8.7	1,159	1,030	1.1	150	43	3.5
61	Bogura RWH	Sariakandi	44,460	12,964	3.4	991,090	8,125	122.0	109	30	3.6	4,036	1,029	3.9	250	102	2.5
62	Bogura RWH	Shajahanpur	42,456	40,134	1.1	15,000	12,073	1.2	79	21	3.8	2,561	1,007	2.5	100	112	0.9
63	Bogura RWH	Sherpur	74,480	30,584	2.4	121,270	17,272	7.0	70	22	3.2	3,565	1,582	2.3	200	79	2.5
64	Bogura RWH	Shibganj	21,600	16,914	1.3	378,440	19,226	19.7	30	10	3.0	5,000	3,377	1.5	100	93	1.1
65	Bogura RWH	Sonatola	41,620	10,477	4.0	559,615	9,754	57.4	65	44	1.5	3,109	735	4.2	0	96	0.0
66	Chattogram RWH	Anowara	14,500	8,118	1.8	123,890	9,766	12.7	105	17	6.2	1,400	765	1.8	300	49	6.1
67	Chattogram RWH	Banshkhali	20,916	10,803	1.9	27,530	9,558	2.9	76	24	3.2	4,030	1,843	2.2	450	96	4.7
68	Chattogram RWH	Boalkhali	204,093	6,619	30.8	108,442	6,610	16.4	59	34	1.7	880	439	2.0	150	84	1.8
69	Chattogram RWH	Chakaria	28,248	13,355	2.1	94,410	12,811	7.4	162	82	2.0	5,867	3,109	1.9	400	160	2.5
70	Chattogram RWH	Chandanaish	14,700	6,509	2.3	76,045	6,784	11.2	124	30	4.1	1,724	805	2.1	200	43	4.7
71	Chattogram RWH	Cox's Bazar Sadar	94,440	24,834	3.8	63,125	16,355	3.9	273	50	5.5	6,778	3,351	2.0	374	101	3.7
72	Chattogram RWH	Dighinala	16,380	7,680	2.1	25,420	8,843	2.9	6	19	0.3	1,947	1,058	1.8	300	39	7.7
73	Chattogram RWH	Double Mooring	117,672	50,867	2.3	22,440	11,768	1.9	699	266	2.6	4,782	2,694	1.8	670	190	3.5
74	Chattogram RWH	Fatikchhari	81,300	13,657	6.0	189,600	15,821	12.0	231	19	12.2	3,700	1,971	1.9	200	199	1.0
75	Chattogram RWH	Guimara	0	0	0.0	0	0	0.0	0	0	0.0	0	0	0.0	0	0	0.0

SL	Warehouse Name	Upazila Name	Condom			Shukhi			IUD			Injectables			Implant		
			CBL	AMD	MOS	CBL	AMD	MOS	CBL	AMD	MOS	CBL	AMD	MOS	CBL	AMD	MOS
76	Chattogram RWH	Hathazari	50,952	28,581	1.8	40,925	17,271	2.4	43	22	2.0	2,521	1,352	1.9	350	54	6.5
77	Chattogram RWH	Khagrachhari Sadar	9,564	3,044	3.1	64,140	5,118	12.5	206	55	3.7	811	432	1.9	201	22	9.1
78	Chattogram RWH	Kutubdia	17,952	2,994	6.0	22,735	2,684	8.5	82	36	2.3	3,240	933	3.5	100	88	1.1
79	Chattogram RWH	Lakshmichhari	16,267	984	16.5	160,894	1,883	85.4	57	14	4.1	280	103	2.7	50	25	2.0
80	Chattogram RWH	Lohagara	16,314	6,462	2.5	299,728	7,393	40.5	60	18	3.3	2,735	1,302	2.1	250	47	5.3
81	Chattogram RWH	Mahalchhari	9,816	3,136	3.1	14,455	4,423	3.3	36	8	4.5	614	326	1.9	50	24	2.1
82	Chattogram RWH	Maheshkhali	167,036	6,321	26.4	22,925	16,245	1.4	107	47	2.3	5,906	3,108	1.9	100	125	0.8
83	Chattogram RWH	Manikchhari	18,368	1,030	17.8	63,035	1,871	33.7	146	3	48.7	784	432	1.8	150	45	3.3
84	Chattogram RWH	Matiranga	23,500	7,624	3.1	36,460	7,037	5.2	75	37	2.0	1,876	909	2.1	370	41	9.0
85	Chattogram RWH	Mirsharai	21,660	10,854	2.0	70,471	12,407	5.7	47	36	1.3	3,047	1,671	1.8	200	50	4.0
86	Chattogram RWH	Panchhari	16,984	2,506	6.8	26,275	4,320	6.1	131	9	14.6	368	203	1.8	200	33	6.1
87	Chattogram RWH	Panchlaih	57,312	38,873	1.5	18,781	9,580	2.0	291	130	2.2	4,281	2,349	1.8	230	135	1.7
88	Chattogram RWH	Patiya	37,100	15,430	2.4	61,260	14,658	4.2	210	113	1.9	3,081	1,741	1.8	270	126	2.1
89	Chattogram RWH	Pekua	161,700	7,565	21.4	230,810	7,015	32.9	57	38	1.5	5,674	2,702	2.1	300	81	3.7
90	Chattogram RWH	Ramgarh	39,028	3,285	11.9	42,720	4,743	9.0	29	7	4.1	545	242	2.3	150	21	7.1
91	Chattogram RWH	Ramu	15,348	10,663	1.4	122,360	5,919	20.7	150	56	2.7	3,559	1,796	2.0	380	113	3.4
92	Chattogram RWH	Rangunia	31,596	14,212	2.2	61,445	12,433	4.9	107	41	2.6	3,057	1,539	2.0	300	137	2.2
93	Chattogram RWH	Raozan	22,404	8,766	2.6	64,630	8,277	7.8	157	57	2.8	2,585	1,133	2.3	300	114	2.6
94	Chattogram RWH	Sandwip	11,662	8,881	1.3	41,780	10,852	3.8	211	13	16.2	2,970	1,318	2.3	50	93	0.5
95	Chattogram RWH	Satkania	33,260	9,726	3.4	63,860	9,128	7.0	67	22	3.0	1,284	721	1.8	200	68	2.9
96	Chattogram RWH	Sitakunda	38,400	13,223	2.9	67,640	9,843	6.9	80	47	1.7	3,009	1,299	2.3	100	59	1.7
97	Chattogram RWH	Teknaf	51,696	24,942	2.1	298,080	13,841	21.5	150	71	2.1	8,640	4,303	2.0	100	120	0.8
98	Chattogram RWH	Ukhia	15,840	7,452	2.1	80,285	6,108	13.1	104	54	1.9	2,590	1,224	2.1	200	109	1.8
99	Cumilla RWH	Akhaura	56,524	5,563	10.2	38,641	4,505	8.6	84	16	5.3	2,612	689	3.8	50	21	2.4
100	Cumilla RWH	Ashuganj	79,300	11,548	6.9	39,765	6,559	6.1	112	24	4.7	2,074	768	2.7	200	52	3.8

SL	Warehouse Name	Upazila Name	Condom			Shukhi			IUD			Injectables			Implant		
			CBL	AMD	MOS	CBL	AMD	MOS	CBL	AMD	MOS	CBL	AMD	MOS	CBL	AMD	MOS
101	Cumilla RWH	Banchharampur	103,800	13,958	7.4	81,425	9,460	8.6	128	38	3.4	4,316	1,518	2.8	600	143	4.2
102	Cumilla RWH	Barura	58,188	12,429	4.7	26,740	15,616	1.7	103	43	2.4	2,759	2,868	1.0	150	59	2.5
103	Cumilla RWH	Bijoy Nagar	94,308	10,642	8.9	68,421	8,744	7.8	236	16	14.8	4,034	1,373	2.9	50	46	1.1
104	Cumilla RWH	Brahman Para	58,808	7,271	8.1	58,610	7,025	8.3	156	26	6.0	2,575	722	3.6	211	58	3.6
105	Cumilla RWH	Brahmanbaria Sadar	168,300	23,146	7.3	99,135	11,171	8.9	233	71	3.3	5,584	2,013	2.8	200	115	1.7
106	Cumilla RWH	Burichang	88,478	22,661	3.9	72,670	16,658	4.4	137	39	3.5	3,990	1,735	2.3	200	80	2.5
107	Cumilla RWH	Chandina	87,420	11,429	7.6	73,668	13,944	5.3	77	37	2.1	5,815	2,734	2.1	100	30	3.3
108	Cumilla RWH	Chandpur Sadar	89,200	12,668	7.0	51,625	12,469	4.1	281	96	2.9	6,378	2,312	2.8	250	113	2.2
109	Cumilla RWH	Chauddagam	120,776	16,635	7.3	66,800	15,546	4.3	219	27	8.1	6,668	3,367	2.0	300	36	8.3
110	Cumilla RWH	Cumilla Adarsha Sadar	76,800	43,143	1.8	48,960	16,621	2.9	158	99	1.6	3,988	2,964	1.3	220	145	1.5
111	Cumilla RWH	Cumilla Sadar Dakshin	146,004	11,703	12.5	62,510	12,427	5.0	95	27	3.5	5,085	2,208	2.3	160	55	2.9
112	Cumilla RWH	Daudkandi	84,828	10,128	8.4	64,605	10,030	6.4	203	67	3.0	4,550	1,793	2.5	150	42	3.6
113	Cumilla RWH	Debidwar	132,300	15,304	8.6	79,330	15,914	5.0	316	141	2.2	6,108	2,903	2.1	300	52	5.8
114	Cumilla RWH	Faridganj	83,400	10,006	8.3	82,680	10,688	7.7	210	76	2.8	5,035	2,044	2.5	450	158	2.8
115	Cumilla RWH	Haim Char	25,100	2,844	8.8	26,900	3,950	6.8	107	25	4.3	1,743	413	4.2	150	28	5.4
116	Cumilla RWH	Hajiganj	74,200	5,660	13.1	78,020	9,678	8.1	280	52	5.4	5,159	1,811	2.8	200	68	2.9
117	Cumilla RWH	Homna	141,540	16,043	8.8	66,680	8,780	7.6	129	21	6.1	3,964	1,026	3.9	260	39	6.7
118	Cumilla RWH	Kachua	88,288	8,975	9.8	67,160	10,897	6.2	181	50	3.6	6,143	2,939	2.1	200	55	3.6
119	Cumilla RWH	Kasba	106,400	18,416	5.8	52,415	12,295	4.3	97	51	1.9	2,224	1,090	2.0	100	143	0.7
120	Cumilla RWH	Laksam	70,200	7,468	9.4	47,950	6,471	7.4	88	25	3.5	5,930	1,604	3.7	210	25	8.4
121	Cumilla RWH	Lalmai	6,444	4,304	1.5	6,015	6,229	1.0	167	10	16.7	1,459	786	1.9	100	23	4.3
122	Cumilla RWH	Manoharganj	84,700	8,950	9.5	45,570	7,569	6.0	111	11	10.1	3,514	1,215	2.9	150	36	4.2
123	Cumilla RWH	Matlab Dakshin	80,800	6,098	13.3	60,417	6,502	9.3	100	21	4.8	3,571	1,474	2.4	300	54	5.6
124	Cumilla RWH	Matlab Uttar	87,300	10,690	8.2	84,220	11,412	7.4	173	67	2.6	4,775	1,341	3.6	360	100	3.6
125	Cumilla RWH	Meghna	63,300	5,060	12.5	36,185	4,674	7.7	100	24	4.2	2,573	768	3.4	200	45	4.4

SL	Warehouse Name	Upazila Name	Condom			Shukhi			IUD			Injectables			Implant		
			CBL	AMD	MOS	CBL	AMD	MOS	CBL	AMD	MOS	CBL	AMD	MOS	CBL	AMD	MOS
126	Cumilla RWH	Muradnagar	212,630	26,004	8.2	113,578	16,169	7.0	254	46	5.5	6,257	3,156	2.0	111	205	0.5
127	Cumilla RWH	Nabinagar	157,777	18,035	8.7	84,438	12,178	6.9	48	38	1.3	4,567	1,530	3.0	100	126	0.8
128	Cumilla RWH	Nangalkot	118,200	17,044	6.9	46,236	8,130	5.7	142	30	4.7	3,983	1,908	2.1	300	54	5.6
129	Cumilla RWH	Nasirnagar	77,988	8,495	9.2	68,165	12,024	5.7	120	20	6.0	2,746	1,082	2.5	250	73	3.4
130	Cumilla RWH	Sarail	108,800	19,278	5.6	60,385	10,001	6.0	100	13	7.7	3,042	1,530	2.0	300	76	3.9
131	Cumilla RWH	Shahrasti	44,900	3,900	11.5	49,350	6,187	8.0	130	25	5.2	4,780	1,860	2.6	350	51	6.9
132	Cumilla RWH	Titas	43,352	7,103	6.1	45,180	4,074	11.1	149	36	4.1	2,357	1,120	2.1	170	29	5.9
133	Dhaka CWH	Araihazar	30,512	15,042	2.0	69,790	21,196	3.3	100	47	2.1	3,826	2,139	1.8	0	104	0.0
134	Dhaka CWH	Bandar	75,569	35,016	2.2	31,568	15,989	2.0	102	22	4.6	4,162	2,138	1.9	287	56	5.1
135	Dhaka CWH	Belabo	19,440	8,370	2.3	8,570	7,416	1.2	33	19	1.7	1,475	776	1.9	100	50	2.0
136	Dhaka CWH	Daulatpur	26,052	11,634	2.2	29,940	9,133	3.3	82	13	6.3	2,072	1,020	2.0	100	89	1.1
137	Dhaka CWH	Dhamrai	52,484	23,745	2.2	14,504	20,817	0.7	248	116	2.1	2,695	1,421	1.9	50	73	0.7
138	Dhaka CWH	Dohar	26,080	12,531	2.1	3,920	6,739	0.6	103	12	8.6	1,073	623	1.7	100	43	2.3
139	Dhaka CWH	Gazaria	18,608	7,436	2.5	22,050	6,392	3.4	98	15	6.5	1,214	659	1.8	101	33	3.1
140	Dhaka CWH	Gazipur Sadar	82,272	41,937	2.0	17,350	18,273	0.9	160	60	2.7	3,776	1,727	2.2	300	51	5.9
141	Dhaka CWH	Ghior	18,924	8,635	2.2	42,370	5,568	7.6	83	14	5.9	1,024	469	2.2	500	30	16.7
142	Dhaka CWH	Harirampur	54,776	12,842	4.3	50,165	5,055	9.9	95	4	23.8	728	376	1.9	1,173	60	19.6
143	Dhaka CWH	Kaliakair	39,725	23,535	1.7	15,868	18,935	0.8	96	23	4.2	1,269	735	1.7	300	39	7.7
144	Dhaka CWH	Kaliganj	63,188	29,710	2.1	56,600	14,080	4.0	48	10	4.8	2,864	1,504	1.9	250	27	9.3
145	Dhaka CWH	Kapasia	35,928	15,571	2.3	25,865	12,261	2.1	119	9	13.2	1,037	598	1.7	400	70	5.7
146	Dhaka CWH	Keraniganj	69,900	37,256	1.9	45,050	19,871	2.3	165	96	1.7	5,073	2,526	2.0	700	135	5.2
147	Dhaka CWH	Lohajang	21,816	10,302	2.1	24,300	6,287	3.9	32	13	2.5	1,102	543	2.0	300	35	8.6
148	Dhaka CWH	Manikganj Sadar	53,700	23,865	2.3	48,000	11,434	4.2	362	19	19.1	1,649	836	2.0	300	139	2.2
149	Dhaka CWH	Manohardi	26,900	12,231	2.2	62,665	8,794	7.1	195	33	5.9	3,673	1,840	2.0	200	26	7.7
150	Dhaka CWH	Mirpur	115,140	137,292	0.8	63,225	31,061	2.0	805	316	2.5	22,380	8,417	2.7	1,070	353	3.0

SL	Warehouse Name	Upazila Name	Condom			Shukhi			IUD			Injectables			Implant		
			CBL	AMD	MOS	CBL	AMD	MOS	CBL	AMD	MOS	CBL	AMD	MOS	CBL	AMD	MOS
151	Dhaka CWH	Munshiganj Sadar	53,412	26,153	2.0	55,090	16,139	3.4	103	25	4.1	2,925	1,410	2.1	450	60	7.5
152	Dhaka CWH	Narayanganj Sadar	149,820	75,754	2.0	65,330	47,301	1.4	79	40	2.0	14,006	7,274	1.9	800	128	6.3
153	Dhaka CWH	Narsingdi Sadar	128,032	58,725	2.2	31,981	53,582	0.6	456	119	3.8	16,164	9,289	1.7	710	128	5.5
154	Dhaka CWH	Nawabganj	38,211	16,676	2.3	35,000	9,341	3.7	86	13	6.6	1,373	666	2.1	300	61	4.9
155	Dhaka CWH	Palash	28,500	13,183	2.2	0	11,150	0.0	49	15	3.3	1,869	955	2.0	80	45	1.8
156	Dhaka CWH	Roypura	95,304	43,293	2.2	81,880	22,577	3.6	149	77	1.9	6,975	3,704	1.9	200	60	3.3
157	Dhaka CWH	Rupganj	69,100	32,514	2.1	26,780	32,096	0.8	52	40	1.3	5,641	2,899	1.9	600	70	8.6
158	Dhaka CWH	Saturia	21,100	10,877	1.9	21,500	8,231	2.6	35	23	1.5	1,262	645	2.0	350	51	6.9
159	Dhaka CWH	Savar	91,000	73,234	1.2	67,565	27,445	2.5	321	98	3.3	8,234	3,989	2.1	300	94	3.2
160	Dhaka CWH	Serajdikhan	32,984	15,911	2.1	56,099	14,818	3.8	89	34	2.6	1,934	897	2.2	300	58	5.2
161	Dhaka CWH	Shibalaya	31,800	10,725	3.0	15,329	7,484	2.0	21	9	2.3	1,745	776	2.2	350	56	6.3
162	Dhaka CWH	Shibpur	34,604	18,227	1.9	42,840	14,190	3.0	100	20	5.0	3,193	1,697	1.9	100	60	1.7
163	Dhaka CWH	Singair	56,820	18,759	3.0	70,587	9,927	7.1	90	13	6.9	1,250	603	2.1	700	47	14.9
164	Dhaka CWH	Sonargaon	49,313	24,607	2.0	72,016	20,690	3.5	39	19	2.1	5,014	2,618	1.9	400	55	7.3
165	Dhaka CWH	Sreenagar	27,208	11,956	2.3	82,240	9,452	8.7	3	20	0.2	1,101	625	1.8	300	52	5.8
166	Dhaka CWH	Sreepur	52,060	25,260	2.1	16,400	22,128	0.7	60	34	1.8	3,332	1,497	2.2	300	84	3.6
167	Dhaka CWH	Tejgaon	644,800	159,669	4.0	183,210	62,665	2.9	885	363	2.4	18,125	8,653	2.1	1,290	445	2.9
168	Dhaka CWH	Tongi	55,728	26,439	2.1	41,195	8,243	5.0	104	46	2.3	1,559	697	2.2	100	62	1.6
169	Dhaka CWH	Tongibari	23,800	10,987	2.2	46,920	7,932	5.9	15	10	1.5	793	410	1.9	450	19	23.7
170	Dinajpur RWH	Atwari	16,738	2,239	7.5	29,925	5,175	5.8	95	6	15.8	2,768	586	4.7	100	29	3.4
171	Dinajpur RWH	Baliadangi	18,000	3,140	5.7	45,345	5,750	7.9	125	7	17.9	3,807	1,559	2.4	100	29	3.4
172	Dinajpur RWH	Biral	28,826	8,091	3.6	93,990	10,719	8.8	185	10	18.5	4,032	1,199	3.4	210	96	2.2
173	Dinajpur RWH	Birampur	20,700	6,457	3.2	44,280	5,768	7.7	189	13	14.5	1,774	244	7.3	250	38	6.6
174	Dinajpur RWH	Birganj	20,976	9,357	2.2	56,160	19,444	2.9	153	26	5.9	3,799	1,734	2.2	250	229	1.1
175	Dinajpur RWH	Bochaganj	21,384	4,875	4.4	47,350	9,297	5.1	175	23	7.6	2,508	660	3.8	300	83	3.6

SL	Warehouse Name	Upazila Name	Condom			Shukhi			IUD			Injectables			Implant		
			CBL	AMD	MOS	CBL	AMD	MOS	CBL	AMD	MOS	CBL	AMD	MOS	CBL	AMD	MOS
176	Dinajpur RWH	Boda	20,900	7,117	2.9	28,185	15,307	1.8	151	6	25.2	5,434	2,307	2.4	100	128	0.8
177	Dinajpur RWH	Chirirbandar	17,201	6,440	2.7	61,390	13,862	4.4	154	10	15.4	3,178	1,192	2.7	100	72	1.4
178	Dinajpur RWH	Debiganj	28,600	10,095	2.8	67,245	19,393	3.5	183	20	9.2	6,727	3,192	2.1	50	60	0.8
179	Dinajpur RWH	Dinajpur Sadar	46,600	21,906	2.1	57,425	16,501	3.5	136	37	3.7	4,344	2,051	2.1	20	250	0.1
180	Dinajpur RWH	Fulbari	21,396	7,573	2.8	41,380	7,005	5.9	119	17	7.0	1,484	276	5.4	10	80	0.1
181	Dinajpur RWH	Haripur	26,400	2,735	9.7	43,143	5,741	7.5	71	11	6.5	2,464	509	4.8	100	22	4.5
182	Dinajpur RWH	Kaharole	19,700	3,360	5.9	49,470	9,645	5.1	118	24	4.9	2,391	628	3.8	100	96	1.0
183	Dinajpur RWH	Khansama	15,600	3,807	4.1	53,380	14,228	3.8	116	13	8.9	700	1,191	0.6	250	122	2.0
184	Dinajpur RWH	Nawabganj	19,700	8,900	2.2	44,610	11,161	4.0	196	5	39.2	3,160	1,168	2.7	200	57	3.5
185	Dinajpur RWH	Panchagarh Sadar	28,400	10,007	2.8	18,105	13,332	1.4	163	14	11.6	4,164	2,131	2.0	50	57	0.9
186	Dinajpur RWH	Parbatipur	39,960	19,562	2.0	28,690	20,343	1.4	334	56	6.0	4,238	1,721	2.5	250	138	1.8
187	Dinajpur RWH	Pirganj	36,870	5,715	6.5	75,275	9,248	8.1	165	24	6.9	3,158	911	3.5	200	70	2.9
188	Dinajpur RWH	Ranisankail	22,768	5,169	4.4	31,475	12,653	2.5	87	9	9.7	3,043	955	3.2	100	46	2.2
189	Dinajpur RWH	Tentulia	9,708	5,607	1.7	27,137	6,927	3.9	110	20	5.5	2,484	489	5.1	50	48	1.0
190	Dinajpur RWH	Thakurgaon Sadar	38,700	15,987	2.4	85,600	25,402	3.4	260	21	12.4	11,032	5,560	2.0	10	187	0.1
191	Faridpur RWH	Alfadanga	102,728	6,934	14.8	20,045	3,623	5.5	82	8	10.3	1,799	484	3.7	300	51	5.9
192	Faridpur RWH	Baliakandi	287,138	23,726	12.1	41,640	11,389	3.7	200	25	8.0	4,599	1,095	4.2	150	31	4.8
193	Faridpur RWH	Bhanga	228,525	22,811	10.0	130,087	13,422	9.7	315	76	4.1	2,037	773	2.6	300	144	2.1
194	Faridpur RWH	Bhedarganj	32,164	6,720	4.8	44,260	8,230	5.4	321	28	11.5	4,667	1,446	3.2	200	54	3.7
195	Faridpur RWH	Boalmari	49,636	13,151	3.8	48,810	11,159	4.4	103	14	7.4	3,579	1,054	3.4	300	103	2.9
196	Faridpur RWH	Char Bhadrasan	15,526	4,821	3.2	8,085	2,038	4.0	42	12	3.5	1,444	158	9.1	150	40	3.8
197	Faridpur RWH	Damudya	43,848	4,184	10.5	31,455	2,835	11.1	178	15	11.9	1,119	276	4.1	150	14	10.7
198	Faridpur RWH	Faridpur Sadar	106,997	41,487	2.6	33,225	18,340	1.8	100	30	3.3	8,650	3,358	2.6	450	182	2.5
199	Faridpur RWH	Goalanda	340,716	6,368	53.5	59,250	3,640	16.3	51	6	8.5	3,717	681	5.5	150	46	3.3
200	Faridpur RWH	Gopalganj Sadar	87,142	28,565	3.1	42,620	14,612	2.9	205	33	6.2	5,037	1,092	4.6	500	125	4.0

SL	Warehouse Name	Upazila Name	Condom			Shukhi			IUD			Injectables			Implant		
			CBL	AMD	MOS	CBL	AMD	MOS	CBL	AMD	MOS	CBL	AMD	MOS	CBL	AMD	MOS
201	Faridpur RWH	Gosairhat	282,476	8,467	33.4	41,130	6,291	6.5	176	16	11.0	2,559	814	3.1	200	27	7.4
202	Faridpur RWH	Kalkini	162,100	16,430	9.9	37,445	13,371	2.8	223	40	5.6	4,900	1,317	3.7	300	75	4.0
203	Faridpur RWH	Kalukhali	89,800	7,932	11.3	31,110	9,141	3.4	205	7	29.3	2,667	488	5.5	0	50	0.0
204	Faridpur RWH	Kashiani	138,348	14,500	9.5	27,185	9,632	2.8	50	9	5.6	2,157	719	3.0	200	56	3.6
205	Faridpur RWH	Kotalipara	49,200	10,202	4.8	54,485	14,198	3.8	88	10	8.8	2,770	668	4.1	2	71	0.0
206	Faridpur RWH	Madaripur Sadar	65,204	16,910	3.9	28,700	19,718	1.5	374	53	7.1	11,829	3,338	3.5	200	88	2.3
207	Faridpur RWH	Madhukhali	312,680	16,244	19.2	69,195	16,535	4.2	173	42	4.1	6,269	1,266	5.0	300	76	3.9
208	Faridpur RWH	Muksudpur	189,216	20,239	9.3	90,600	22,536	4.0	47	17	2.8	6,437	1,843	3.5	200	66	3.0
209	Faridpur RWH	Nagarkanda	144,852	15,001	9.7	43,895	10,354	4.2	130	33	3.9	2,626	479	5.5	250	59	4.2
210	Faridpur RWH	Naria	285,131	7,637	37.3	39,675	8,478	4.7	128	15	8.5	1,767	530	3.3	150	48	3.1
211	Faridpur RWH	Pangsha	211,400	14,911	14.2	55,170	11,451	4.8	66	18	3.7	7,961	1,626	4.9	300	86	3.5
212	Faridpur RWH	Rajbari Sadar	57,260	20,538	2.8	42,985	11,846	3.6	447	89	5.0	5,872	1,317	4.5	250	159	1.6
213	Faridpur RWH	Rajoir	34,999	9,915	3.5	17,668	10,956	1.6	88	8	11.0	3,872	868	4.5	300	58	5.2
214	Faridpur RWH	Sadarpur	274,604	18,344	15.0	41,080	7,506	5.5	65	11	5.9	2,446	493	5.0	350	63	5.6
215	Faridpur RWH	Saltha	74,940	10,934	6.9	28,505	7,887	3.6	118	21	5.6	2,034	558	3.6	100	69	1.4
216	Faridpur RWH	Shariatpur Sadar	44,188	8,574	5.2	28,090	6,617	4.2	184	48	3.8	3,035	606	5.0	420	78	5.4
217	Faridpur RWH	Shib Char	29,236	16,440	1.8	19,415	13,641	1.4	100	33	3.0	5,503	1,374	4.0	150	61	2.5
218	Faridpur RWH	Tungipara	32,884	8,004	4.1	25,150	5,279	4.8	140	14	10.0	1,339	393	3.4	300	32	9.4
219	Faridpur RWH	Zanjira	229,269	11,967	19.2	39,451	6,963	5.7	151	16	9.4	2,591	785	3.3	150	23	6.5
220	Jamalpur RWH	Bakshiganj	23,128	9,637	2.4	8,525	8,951	1.0	28	2	14.0	1,741	738	2.4	250	56	4.5
221	Jamalpur RWH	Char Rajibpur	33,600	15,159	2.2	8,700	3,020	2.9	56	2	28.0	1,432	814	1.8	100	27	3.7
222	Jamalpur RWH	Dewanganj	30,680	13,960	2.2	31,200	9,685	3.2	100	12	8.3	3,300	1,925	1.7	200	124	1.6
223	Jamalpur RWH	Islampur	47,072	24,865	1.9	54,730	16,913	3.2	100	29	3.4	3,122	1,452	2.2	300	97	3.1
224	Jamalpur RWH	Jamalpur Sadar	82,800	42,931	1.9	53,760	35,112	1.5	120	41	2.9	8,000	4,404	1.8	300	152	2.0
225	Jamalpur RWH	Jhenaigati	29,275	12,338	2.4	15,376	13,172	1.2	52	6	8.7	2,969	1,507	2.0	300	47	6.4

SL	Warehouse Name	Upazila Name	Condom			Shukhi			IUD			Injectables			Implant		
			CBL	AMD	MOS	CBL	AMD	MOS	CBL	AMD	MOS	CBL	AMD	MOS	CBL	AMD	MOS
226	Jamalpur RWH	Madarganj	19,700	9,951	2.0	13,920	9,359	1.5	60	17	3.5	1,200	597	2.0	200	112	1.8
227	Jamalpur RWH	Melandaha	52,800	15,319	3.4	17,760	14,247	1.2	120	30	4.0	3,050	1,385	2.2	200	77	2.6
228	Jamalpur RWH	Nakla	27,108	12,290	2.2	58,365	11,677	5.0	113	10	11.3	2,298	1,156	2.0	200	44	4.5
229	Jamalpur RWH	Nalitabari	39,327	15,291	2.6	28,495	13,342	2.1	45	14	3.2	2,453	1,212	2.0	102	63	1.6
230	Jamalpur RWH	Raumari	40,500	18,975	2.1	1,200	9,149	0.1	66	15	4.4	2,431	1,239	2.0	100	36	2.8
231	Jamalpur RWH	Sarishabari	49,500	27,140	1.8	14,415	14,837	1.0	127	44	2.9	3,000	1,497	2.0	400	70	5.7
232	Jamalpur RWH	Sherpur Sadar	76,400	29,933	2.6	21,260	25,485	0.8	129	24	5.4	7,850	3,851	2.0	301	160	1.9
233	Jamalpur RWH	Sreebardi	31,900	16,279	2.0	46,809	15,027	3.1	98	11	8.9	935	681	1.4	10	98	0.1
234	Jashore RWH	Abhaynagar	34,416	16,282	2.1	39,375	9,417	4.2	165	8	20.6	3,170	1,494	2.1	200	44	4.5
235	Jashore RWH	Bagher Para	47,972	10,525	4.6	42,050	6,907	6.1	86	17	5.1	2,062	1,001	2.1	250	69	3.6
236	Jashore RWH	Chaugachha	41,400	20,837	2.0	22,785	10,032	2.3	105	9	11.7	1,588	814	2.0	153	75	2.0
237	Jashore RWH	Harinakunda	32,400	9,761	3.3	32,880	11,732	2.8	110	12	9.2	1,683	797	2.1	250	62	4.0
238	Jashore RWH	Jashore Sadar	166,400	81,593	2.0	129,020	46,463	2.8	170	39	4.4	17,661	7,298	2.4	250	106	2.4
239	Jashore RWH	Jhenaidah Sadar	51,055	22,747	2.2	49,920	15,251	3.3	155	38	4.1	3,700	1,742	2.1	200	64	3.1
240	Jashore RWH	Jhikargachha	37,500	19,677	1.9	53,360	9,866	5.4	70	16	4.4	2,600	1,245	2.1	55	41	1.3
241	Jashore RWH	Kalia	49,896	15,966	3.1	25,650	10,234	2.5	395	13	30.4	1,559	639	2.4	400	49	8.2
242	Jashore RWH	Kaliganj	33,700	16,401	2.1	24,380	12,189	2.0	94	10	9.4	1,375	743	1.9	200	59	3.4
243	Jashore RWH	Keshabpur	27,100	12,985	2.1	18,915	8,987	2.1	307	14	21.9	4,529	2,011	2.3	250	60	4.2
244	Jashore RWH	Kotchandpur	17,000	6,513	2.6	45,150	4,555	9.9	80	6	13.3	1,050	459	2.3	500	23	21.7
245	Jashore RWH	Lohagara	38,048	16,931	2.2	20,830	10,596	2.0	204	11	18.5	3,255	1,544	2.1	800	52	15.4
246	Jashore RWH	Magura Sadar	55,792	27,589	2.0	39,890	23,665	1.7	221	84	2.6	5,395	2,719	2.0	50	179	0.3
247	Jashore RWH	Maheshpur	35,092	11,322	3.1	58,213	8,221	7.1	76	15	5.1	5,300	1,927	2.8	400	37	10.8
248	Jashore RWH	Manirampur	51,300	26,315	1.9	152,595	17,899	8.5	134	17	7.9	9,916	5,246	1.9	100	74	1.4
249	Jashore RWH	Mohammadpur	23,052	7,923	2.9	36,300	8,622	4.2	24	9	2.7	1,556	773	2.0	150	39	3.8
250	Jashore RWH	Narail Sadar	64,132	22,987	2.8	27,125	16,500	1.6	260	19	13.7	4,734	1,667	2.8	100	65	1.5

SL	Warehouse Name	Upazila Name	Condom			Shukhi			IUD			Injectables			Implant		
			CBL	AMD	MOS	CBL	AMD	MOS	CBL	AMD	MOS	CBL	AMD	MOS	CBL	AMD	MOS
251	Jashore RWH	Shailkupa	52,788	20,627	2.6	39,195	15,843	2.5	382	15	25.5	3,186	1,525	2.1	200	93	2.2
252	Jashore RWH	Shalikha	12,828	6,750	1.9	37,694	8,232	4.6	32	10	3.2	1,176	606	1.9	0	44	0.0
253	Jashore RWH	Sharsha	62,424	32,378	1.9	51,030	12,377	4.1	1	13	0.1	4,465	2,412	1.9	50	66	0.8
254	Jashore RWH	Sreepur	65,568	9,222	7.1	14,375	7,063	2.0	21	14	1.5	1,060	561	1.9	400	61	6.6
255	Khulna RWH	Assasuni	101,100	14,166	7.1	130,295	22,388	5.8	74	8	9.3	5,725	1,647	3.5	450	63	7.1
256	Khulna RWH	Bagerhat Sadar	42,732	18,227	2.3	64,700	12,554	5.2	58	10	5.8	3,833	1,070	3.6	100	52	1.9
257	Khulna RWH	Batiaghata	257,700	11,566	22.3	209,640	9,489	22.1	113	10	11.3	3,400	702	4.8	500	55	9.1
258	Khulna RWH	Chitalmari	93,708	17,293	5.4	339,100	9,694	35.0	44	4	11.0	4,075	1,473	2.8	350	40	8.8
259	Khulna RWH	Dacope	72,600	6,357	11.4	288,335	7,760	37.2	84	14	6.0	1,805	500	3.6	300	88	3.4
260	Khulna RWH	Daulatpur	147,408	40,537	3.6	327,415	17,494	18.7	120	18	6.7	7,400	3,359	2.2	200	53	3.8
261	Khulna RWH	Debhata	57,900	13,273	4.4	101,970	8,014	12.7	90	6	15.0	1,860	447	4.2	300	28	10.7
262	Khulna RWH	Dumuria	287,100	27,286	10.5	355,530	23,185	15.3	84	25	3.4	8,047	2,338	3.4	300	148	2.0
263	Khulna RWH	Fakirhat	50,600	9,574	5.3	201,920	6,812	29.6	69	3	23.0	1,492	508	2.9	400	41	9.8
264	Khulna RWH	Kachua	30,936	6,207	5.0	74,245	4,975	14.9	22	8	2.8	1,606	508	3.2	200	16	12.5
265	Khulna RWH	Kalaroa	117,360	22,082	5.3	200,775	7,751	25.9	102	6	17.0	4,453	999	4.5	400	44	9.1
266	Khulna RWH	Kaliganj	90,300	25,295	3.6	214,170	19,898	10.8	142	7	20.3	4,527	1,307	3.5	200	68	2.9
267	Khulna RWH	Khulna Sadar	318,168	64,054	5.0	807,955	17,777	45.4	349	145	2.4	13,360	2,931	4.6	450	34	13.2
268	Khulna RWH	Koyra	869,100	13,153	66.1	194,005	18,828	10.3	90	18	5.0	2,750	607	4.5	500	66	7.6
269	Khulna RWH	Mollahat	58,347	9,551	6.1	242,065	9,175	26.4	35	2	17.5	1,646	437	3.8	400	32	12.5
270	Khulna RWH	Mongla	64,868	12,180	5.3	68,508	8,202	8.4	61	15	4.1	4,550	957	4.8	250	27	9.3
271	Khulna RWH	Morrelganj	122,100	13,415	9.1	685,385	14,996	45.7	229	73	3.1	7,621	1,487	5.1	100	106	0.9
272	Khulna RWH	Paikgachha	363,600	13,679	26.6	276,795	18,084	15.3	45	10	4.5	2,781	925	3.0	300	77	3.9
273	Khulna RWH	Phultala	982,800	11,866	82.8	592,540	4,832	122.6	115	24	4.8	2,570	505	5.1	200	56	3.6
274	Khulna RWH	Rampal	66,600	13,238	5.0	58,315	9,122	6.4	98	10	9.8	2,000	562	3.6	100	35	2.9
275	Khulna RWH	Rupsa	56,400	13,526	4.2	53,885	9,411	5.7	112	11	10.2	1,605	484	3.3	100	51	2.0

SL	Warehouse Name	Upazila Name	Condom			Shukhi			IUD			Injectables			Implant		
			CBL	AMD	MOS	CBL	AMD	MOS	CBL	AMD	MOS	CBL	AMD	MOS	CBL	AMD	MOS
276	Khulna RWH	Sarankhola	42,700	7,301	5.8	149,370	5,826	25.6	30	5	6.0	2,770	920	3.0	200	59	3.4
277	Khulna RWH	Satkhira Sadar	102,600	44,470	2.3	86,995	17,602	4.9	74	21	3.5	9,907	3,537	2.8	350	77	4.5
278	Khulna RWH	Shyamnagar	109,664	18,993	5.8	181,710	21,472	8.5	63	17	3.7	3,310	977	3.4	195	90	2.2
279	Khulna RWH	Tala	127,764	18,166	7.0	332,010	16,645	19.9	186	47	4.0	8,640	2,060	4.2	400	51	7.8
280	Khulna RWH	Terokhada	43,000	14,798	2.9	318,885	6,985	45.7	13	8	1.6	785	353	2.2	250	34	7.4
281	Kushtia RWH	Alamdanga	33,600	15,946	2.1	26,740	14,410	1.9	24	13	1.8	3,800	1,954	1.9	0	88	0.0
282	Kushtia RWH	Bheramara	34,380	15,293	2.2	21,090	8,203	2.6	52	5	10.4	2,228	1,018	2.2	300	41	7.3
283	Kushtia RWH	Chuadanga Sadar	47,100	26,729	1.8	17,995	10,288	1.7	45	22	2.0	5,230	2,864	1.8	300	56	5.4
284	Kushtia RWH	Damurhuda	38,864	19,194	2.0	31,626	11,259	2.8	8	19	0.4	5,192	2,837	1.8	50	78	0.6
285	Kushtia RWH	Daulatpur	80,200	40,985	2.0	47,490	20,756	2.3	212	3	70.7	7,077	3,592	2.0	300	30	10.0
286	Kushtia RWH	Gangni	44,856	22,479	2.0	19,715	10,621	1.9	28	13	2.2	8,563	4,004	2.1	200	34	5.9
287	Kushtia RWH	Jiban Nagar	13,900	6,016	2.3	10,695	5,997	1.8	104	23	4.5	2,282	1,244	1.8	100	81	1.2
288	Kushtia RWH	Khoksa	32,100	14,997	2.1	18,940	8,304	2.3	30	1	30.0	717	344	2.1	100	18	5.6
289	Kushtia RWH	Kumarkhali	48,274	22,989	2.1	29,123	10,873	2.7	91	7	13.0	2,503	1,279	2.0	250	70	3.6
290	Kushtia RWH	Kushtia Sadar	90,500	44,360	2.0	48,310	24,749	2.0	51	55	0.9	9,615	4,524	2.1	210	164	1.3
291	Kushtia RWH	Meherpur Sadar	48,396	27,218	1.8	18,260	8,142	2.2	26	15	1.7	5,206	2,710	1.9	100	32	3.1
292	Kushtia RWH	Mirpur	55,400	25,597	2.2	46,160	15,233	3.0	27	5	5.4	3,749	1,906	2.0	400	42	9.5
293	Kushtia RWH	Mujib Nagar	15,400	7,506	2.1	6,135	2,112	2.9	26	6	4.3	1,675	895	1.9	100	15	6.7
294	Mymensingh RWH	Atpara	63,670	5,783	11.0	106,865	7,172	14.9	151	4	37.8	1,767	677	2.6	50	47	1.1
295	Mymensingh RWH	Austagram	76,800	10,998	7.0	40,750	8,074	5.0	125	21	6.0	3,105	982	3.2	300	18	16.7
296	Mymensingh RWH	Bajitpur	83,968	15,495	5.4	60,740	12,451	4.9	90	11	8.2	1,834	699	2.6	200	27	7.4
297	Mymensingh RWH	Barhatta	63,364	10,367	6.1	34,522	13,155	2.6	138	2	69.0	3,326	1,441	2.3	300	70	4.3
298	Mymensingh RWH	Bhairab	116,982	21,005	5.6	79,860	11,269	7.1	243	25	9.7	2,308	1,316	1.8	400	86	4.7
299	Mymensingh RWH	Bhaluka	173,700	33,482	5.2	19,680	25,352	0.8	214	73	2.9	3,811	1,672	2.3	200	75	2.7
300	Mymensingh RWH	Dharampasha	71,960	19,415	3.7	113,960	15,576	7.3	118	14	8.4	3,384	1,486	2.3	400	173	2.3

SL	Warehouse Name	Upazila Name	Condom			Shukhi			IUD			Injectables			Implant		
			CBL	AMD	MOS	CBL	AMD	MOS	CBL	AMD	MOS	CBL	AMD	MOS	CBL	AMD	MOS
301	Mymensingh RWH	Dhobaura	62,700	12,340	5.1	65,195	12,134	5.4	201	6	33.5	2,600	1,193	2.2	200	41	4.9
302	Mymensingh RWH	Durgapur	74,800	19,996	3.7	42,240	15,794	2.7	185	5	37.0	4,456	2,371	1.9	200	51	3.9
303	Mymensingh RWH	Fulbaria	87,300	21,389	4.1	51,000	32,622	1.6	131	49	2.7	3,119	1,364	2.3	200	46	4.3
304	Mymensingh RWH	Gaffargaon	105,684	29,686	3.6	29,120	22,435	1.3	109	28	3.9	5,173	2,064	2.5	200	81	2.5
305	Mymensingh RWH	Gauripur	135,084	11,175	12.1	189,480	19,447	9.7	190	20	9.5	3,776	1,683	2.2	200	63	3.2
306	Mymensingh RWH	Haluaghat	72,100	12,652	5.7	126,680	20,529	6.2	154	17	9.1	3,092	1,346	2.3	300	58	5.2
307	Mymensingh RWH	Hossainpur	79,690	7,945	10.0	185,850	7,974	23.3	87	21	4.1	2,253	804	2.8	250	61	4.1
308	Mymensingh RWH	Ishwarganj	77,796	16,786	4.6	61,440	37,982	1.6	78	11	7.1	4,174	1,948	2.1	200	49	4.1
309	Mymensingh RWH	Itna	25,448	6,256	4.1	21,375	7,765	2.8	141	2	70.5	628	209	3.0	200	38	5.3
310	Mymensingh RWH	Kalmakanda	66,840	23,388	2.9	41,935	21,213	2.0	125	12	10.4	2,336	1,188	2.0	240	46	5.2
311	Mymensingh RWH	Karimganj	79,188	12,077	6.6	117,615	14,522	8.1	116	21	5.5	1,868	803	2.3	200	112	1.8
312	Mymensingh RWH	Katiadi	68,340	14,445	4.7	86,268	11,953	7.2	103	33	3.1	3,063	1,310	2.3	100	85	1.2
313	Mymensingh RWH	Kendua	83,588	14,584	5.7	39,880	22,953	1.7	121	17	7.1	3,377	1,281	2.6	226	116	1.9
314	Mymensingh RWH	Khaliajuri	38,380	6,504	5.9	17,290	6,014	2.9	100	5	20.0	1,149	368	3.1	200	44	4.5
315	Mymensingh RWH	Kishoreganj Sadar	62,592	28,128	2.2	24,550	17,286	1.4	271	94	2.9	4,302	2,172	2.0	300	109	2.8
316	Mymensingh RWH	Kuliar Char	75,200	9,305	8.1	105,100	8,390	12.5	120	11	10.9	1,588	715	2.2	300	59	5.1
317	Mymensingh RWH	Madan	66,648	9,693	6.9	25,740	10,506	2.5	215	7	30.7	1,644	625	2.6	142	83	1.7
318	Mymensingh RWH	Mithamain	41,340	8,894	4.6	23,240	7,275	3.2	120	6	20.0	995	257	3.9	100	37	2.7
319	Mymensingh RWH	Mohanganj	52,250	7,462	7.0	26,780	10,688	2.5	89	11	8.1	2,211	1,017	2.2	150	65	2.3
320	Mymensingh RWH	Muktagachha	76,012	23,058	3.3	44,580	28,494	1.6	105	17	6.2	4,248	2,011	2.1	250	77	3.2
321	Mymensingh RWH	Mymensingh Sadar	105,152	46,489	2.3	61,200	38,428	1.6	315	79	4.0	6,676	3,432	1.9	460	130	3.5
322	Mymensingh RWH	Nandail	92,914	13,573	6.8	78,830	41,315	1.9	5	20	0.3	5,462	2,356	2.3	250	49	5.1
323	Mymensingh RWH	Netrakona Sadar	56,703	18,701	3.0	38,000	24,494	1.6	118	7	16.9	4,307	2,409	1.8	100	126	0.8
324	Mymensingh RWH	Nikli	56,485	6,686	8.4	30,760	5,361	5.7	126	28	4.5	1,975	579	3.4	250	52	4.8
325	Mymensingh RWH	Pakundia	78,612	8,983	8.8	27,620	9,269	3.0	82	24	3.4	2,034	673	3.0	100	92	1.1

SL	Warehouse Name	Upazila Name	Condom			Shukhi			IUD			Injectables			Implant		
			CBL	AMD	MOS	CBL	AMD	MOS	CBL	AMD	MOS	CBL	AMD	MOS	CBL	AMD	MOS
326	Mymensingh RWH	Phulpur	82,800	19,123	4.3	55,690	35,026	1.6	30	50	0.6	3,737	2,511	1.5	500	162	3.1
327	Mymensingh RWH	Purbadhala	75,049	11,198	6.7	35,174	18,818	1.9	127	10	12.7	3,915	2,005	2.0	150	93	1.6
328	Mymensingh RWH	Tarail	63,164	11,859	5.3	31,860	9,746	3.3	89	25	3.6	1,626	640	2.5	150	48	3.1
329	Mymensingh RWH	Trishal	69,516	28,295	2.5	32,030	33,837	0.9	31	29	1.1	3,855	1,668	2.3	250	77	3.2
330	Noakhali RWH	Begumganj	13,600	19,364	0.7	6,380	12,574	0.5	103	109	0.9	573	1,668	0.3	10	173	0.1
331	Noakhali RWH	Chatkhil	14,900	3,940	3.8	10,469	3,676	2.8	53	26	2.0	1,644	793	2.1	51	53	1.0
332	Noakhali RWH	Chhagalnaiya	17,100	7,079	2.4	11,790	7,086	1.7	90	18	5.0	1,852	1,088	1.7	130	41	3.2
333	Noakhali RWH	Companiganj	18,612	7,831	2.4	11,250	6,111	1.8	73	20	3.7	3,288	1,258	2.6	50	67	0.7
334	Noakhali RWH	Daganbhuiyan	26,880	12,089	2.2	12,250	5,502	2.2	74	15	4.9	2,372	883	2.7	100	26	3.8
335	Noakhali RWH	Feni Sadar	58,500	32,518	1.8	29,864	14,287	2.1	443	179	2.5	7,169	3,519	2.0	555	167	3.3
336	Noakhali RWH	Fulgazi	10,908	4,781	2.3	9,460	3,115	3.0	106	16	6.6	1,350	413	3.3	200	20	10.0
337	Noakhali RWH	Hatiya	66,636	17,974	3.7	46,549	17,565	2.7	259	98	2.6	8,047	2,833	2.8	500	169	3.0
338	Noakhali RWH	Kabirhat	20,922	7,168	2.9	16,300	5,639	2.9	120	14	8.6	2,900	1,224	2.4	5	62	0.1
339	Noakhali RWH	Kamalnagar	13,260	6,558	2.0	12,789	5,814	2.2	146	61	2.4	7,442	3,435	2.2	105	88	1.2
340	Noakhali RWH	Lakshmpur Sadar	24,500	13,287	1.8	9,320	12,019	0.8	50	52	1.0	5,376	5,965	0.9	285	117	2.4
341	Noakhali RWH	Noakhali Sadar	25,548	24,026	1.1	16,830	11,137	1.5	138	88	1.6	5,547	2,735	2.0	300	170	1.8
342	Noakhali RWH	Parshuram	15,259	3,136	4.9	10,955	3,145	3.5	50	20	2.5	1,320	334	4.0	300	31	9.7
343	Noakhali RWH	Ramganj	20,696	5,928	3.5	15,645	4,320	3.6	80	13	6.2	2,456	1,339	1.8	100	44	2.3
344	Noakhali RWH	Ramgati	43,771	3,465	12.6	11,277	5,258	2.1	53	22	2.4	6,597	3,379	2.0	200	60	3.3
345	Noakhali RWH	Roypur	16,376	3,392	4.8	11,875	7,336	1.6	146	47	3.1	2,958	1,251	2.4	100	38	2.6
346	Noakhali RWH	Senbagh	14,800	8,031	1.8	8,310	6,428	1.3	116	27	4.3	2,436	1,341	1.8	100	71	1.4
347	Noakhali RWH	Sonagazi	21,320	9,172	2.3	20,995	7,354	2.9	76	28	2.7	5,255	2,167	2.4	100	54	1.9
348	Noakhali RWH	Sonaimuri	17,000	7,974	2.1	17,380	5,574	3.1	17	30	0.6	2,772	1,614	1.7	5	79	0.1
349	Noakhali RWH	Subarnachar	25,000	10,689	2.3	13,520	7,682	1.8	60	24	2.5	2,403	1,261	1.9	10	112	0.1
350	Pabna RWH	Atgharia	55,200	11,142	5.0	22,200	9,535	2.3	140	10	14.0	2,940	506	5.8	50	28	1.8

SL	Warehouse Name	Upazila Name	Condom			Shukhi			IUD			Injectables			Implant		
			CBL	AMD	MOS	CBL	AMD	MOS	CBL	AMD	MOS	CBL	AMD	MOS	CBL	AMD	MOS
351	Pabna RWH	Belkuchi	162,884	42,568	3.8	42,650	18,242	2.3	160	11	14.5	6,665	1,901	3.5	150	29	5.2
352	Pabna RWH	Bera	350,100	9,737	36.0	149,580	11,787	12.7	262	66	4.0	5,151	1,282	4.0	200	29	6.9
353	Pabna RWH	Bhangura	158,200	7,865	20.1	97,200	4,933	19.7	103	7	14.7	1,559	189	8.2	110	29	3.8
354	Pabna RWH	Chatmohar	195,148	30,821	6.3	48,960	27,041	1.8	185	31	6.0	6,881	1,480	4.6	300	57	5.3
355	Pabna RWH	Faridpur	168,540	7,544	22.3	28,415	6,393	4.4	73	12	6.1	3,837	934	4.1	100	36	2.8
356	Pabna RWH	Ishwardi	98,400	29,260	3.4	60,437	17,373	3.5	79	25	3.2	4,960	1,185	4.2	200	81	2.5
357	Pabna RWH	Kamarkhanda	74,002	11,887	6.2	36,465	8,988	4.1	229	24	9.5	5,417	915	5.9	200	29	6.9
358	Pabna RWH	Kazipur	170,800	29,516	5.8	46,774	14,698	3.2	239	100	2.4	11,437	2,522	4.5	200	109	1.8
359	Pabna RWH	Pabna Sadar	95,056	40,820	2.3	10,851	24,237	0.4	389	92	4.2	14,485	4,405	3.3	300	89	3.4
360	Pabna RWH	Royganj	82,000	20,861	3.9	41,040	22,467	1.8	51	29	1.8	6,580	1,580	4.2	100	17	5.9
361	Pabna RWH	Santhia	186,300	27,420	6.8	58,960	18,183	3.2	152	25	6.1	7,700	3,495	2.2	200	50	4.0
362	Pabna RWH	Shahjadpur	204,332	31,530	6.5	101,400	20,585	4.9	412	103	4.0	10,762	3,708	2.9	600	164	3.7
363	Pabna RWH	Sirajganj Sadar	109,800	44,391	2.5	44,048	22,904	1.9	130	55	2.4	13,140	3,724	3.5	250	51	4.9
364	Pabna RWH	Sujanagar	288,876	12,819	22.5	73,550	10,330	7.1	173	19	9.1	4,713	1,615	2.9	200	43	4.7
365	Pabna RWH	Tarash	142,200	16,707	8.5	23,760	15,611	1.5	75	44	1.7	2,849	1,216	2.3	150	36	4.2
366	Pabna RWH	Ullah Para	161,800	67,670	2.4	59,620	33,403	1.8	346	140	2.5	9,433	6,243	1.5	200	34	5.9
367	Patuakhali RWH	Amtali	21,080	10,830	1.9	35,260	16,822	2.1	106	21	5.0	3,491	1,823	1.9	100	160	0.6
368	Patuakhali RWH	Bamna	9,200	3,741	2.5	12,010	4,709	2.6	60	12	5.0	405	209	1.9	100	85	1.2
369	Patuakhali RWH	Barguna Sadar	19,800	8,917	2.2	28,360	12,919	2.2	110	49	2.2	6,700	3,303	2.0	300	120	2.5
370	Patuakhali RWH	Bauphal	17,100	8,221	2.1	26,160	14,645	1.8	75	45	1.7	4,085	1,982	2.1	200	85	2.4
371	Patuakhali RWH	Betagi	15,100	4,950	3.1	15,230	4,941	3.1	30	13	2.3	1,370	650	2.1	250	55	4.5
372	Patuakhali RWH	Dashmina	10,066	4,141	2.4	12,940	6,699	1.9	84	17	4.9	1,786	925	1.9	400	107	3.7
373	Patuakhali RWH	Dumki	7,008	3,619	1.9	7,480	2,952	2.5	100	9	11.1	800	393	2.0	100	29	3.4
374	Patuakhali RWH	Galachipa	29,792	14,685	2.0	39,440	22,409	1.8	41	46	0.9	8,136	4,020	2.0	350	195	1.8
375	Patuakhali RWH	Kalapara	21,740	12,904	1.7	34,620	16,192	2.1	133	28	4.8	5,325	3,207	1.7	200	94	2.1

SL	Warehouse Name	Upazila Name	Condom			Shukhi			IUD			Injectables			Implant		
			CBL	AMD	MOS	CBL	AMD	MOS	CBL	AMD	MOS	CBL	AMD	MOS	CBL	AMD	MOS
376	Patuakhali RWH	Mirzaganj	14,044	5,762	2.4	24,060	6,401	3.8	110	10	11.0	1,245	587	2.1	150	37	4.1
377	Patuakhali RWH	Patharghata	13,572	6,696	2.0	22,960	8,997	2.6	96	26	3.7	2,578	1,248	2.1	100	103	1.0
378	Patuakhali RWH	Patuakhali Sadar	34,320	15,758	2.2	28,328	14,524	2.0	165	87	1.9	6,503	3,176	2.0	380	162	2.3
379	Rajshahi RWH	Bagatipara	65,676	17,639	3.7	30,910	6,510	4.7	59	5	11.8	724	322	2.2	150	53	2.8
380	Rajshahi RWH	Bagha	65,400	26,018	2.5	22,155	9,031	2.5	54	5	10.8	2,892	1,450	2.0	100	31	3.2
381	Rajshahi RWH	Baghmara	112,800	40,150	2.8	40,930	24,438	1.7	12	34	0.4	3,798	1,926	2.0	200	64	3.1
382	Rajshahi RWH	Baraigram	75,900	15,482	4.9	27,180	9,619	2.8	126	20	6.3	2,180	1,191	1.8	40	67	0.6
383	Rajshahi RWH	Bholahat	25,224	7,282	3.5	14,055	4,889	2.9	49	2	24.5	1,305	496	2.6	250	34	7.4
384	Rajshahi RWH	Boalia	86,400	50,583	1.7	18,000	5,741	3.1	84	26	3.2	3,100	1,878	1.7	350	86	4.1
385	Rajshahi RWH	Chapai Nababganj Sadar	122,700	42,224	2.9	33,000	14,599	2.3	140	55	2.5	4,943	2,447	2.0	50	41	1.2
386	Rajshahi RWH	Charghat	82,800	23,561	3.5	25,440	10,775	2.4	43	16	2.7	1,250	542	2.3	50	70	0.7
387	Rajshahi RWH	Durgapur	58,116	20,003	2.9	38,645	7,904	4.9	66	4	16.5	1,531	317	4.8	50	44	1.1
388	Rajshahi RWH	Godagari	134,100	34,769	3.9	67,780	14,947	4.5	37	9	4.1	3,706	2,216	1.7	50	73	0.7
389	Rajshahi RWH	Gomastapur	51,000	27,855	1.8	30,132	11,819	2.5	88	17	5.2	1,909	753	2.5	100	53	1.9
390	Rajshahi RWH	Gurudaspur	104,928	27,941	3.8	39,630	14,226	2.8	94	4	23.5	3,291	1,129	2.9	200	84	2.4
391	Rajshahi RWH	Lalpur	86,595	18,766	4.6	84,205	14,613	5.8	94	13	7.2	2,706	1,404	1.9	15	78	0.2
392	Rajshahi RWH	Mohanpur	62,772	11,837	5.3	26,815	5,302	5.1	18	2	9.0	2,145	824	2.6	400	46	8.7
393	Rajshahi RWH	Nachole	30,900	11,910	2.6	10,080	4,890	2.1	49	3	16.3	1,400	686	2.0	50	15	3.3
394	Rajshahi RWH	Natore Sadar	99,484	33,615	3.0	52,750	14,182	3.7	115	25	4.6	2,459	1,060	2.3	130	161	0.8
395	Rajshahi RWH	Paba	107,100	48,556	2.2	59,730	9,313	6.4	20	4	5.0	6,178	3,191	1.9	0	36	0.0
396	Rajshahi RWH	Puthia	57,357	28,744	2.0	19,075	13,732	1.4	87	12	7.3	2,022	970	2.1	50	41	1.2
397	Rajshahi RWH	Shibganj	133,200	47,897	2.8	80,640	19,694	4.1	100	14	7.1	3,400	1,716	2.0	100	71	1.4
398	Rajshahi RWH	Singra	104,350	21,192	4.9	75,020	15,469	4.8	75	24	3.1	2,365	1,144	2.1	50	140	0.4
399	Rajshahi RWH	Tanore	85,200	21,291	4.0	44,160	13,429	3.3	84	5	16.8	1,789	855	2.1	770	76	10.1
400	Rangamati RWH	Baghaichhari	15,984	9,490	1.7	9,570	6,219	1.5	87	4	21.8	2,056	319	6.4	20	18	1.1

SL	Warehouse Name	Upazila Name	Condom			Shukhi			IUD			Injectables			Implant		
			CBL	AMD	MOS	CBL	AMD	MOS	CBL	AMD	MOS	CBL	AMD	MOS	CBL	AMD	MOS
401	Rangamati RWH	Barkal	35,400	3,752	9.4	30,875	3,336	9.3	60	2	30.0	2,266	333	6.8	122	6	20.3
402	Rangamati RWH	Belai Chhari	14,697	1,535	9.6	6,133	2,352	2.6	29	2	14.5	909	120	7.6	70	30	2.3
403	Rangamati RWH	Jurai Chhari	21,744	1,945	11.2	16,580	2,154	7.7	44	4	11.0	1,059	168	6.3	100	18	5.6
404	Rangamati RWH	Kaptai	11,400	5,279	2.2	7,800	2,507	3.1	20	3	6.7	1,380	334	4.1	50	29	1.7
405	Rangamati RWH	Kawkhali (betbunia)	15,200	2,296	6.6	10,485	2,261	4.6	0	11	0.0	1,466	394	3.7	80	37	2.2
406	Rangamati RWH	Langadu	8,742	4,404	2.0	10,443	3,464	3.0	100	13	7.7	3,112	481	6.5	210	25	8.4
407	Rangamati RWH	Naniarchar	32,052	4,554	7.0	10,490	4,025	2.6	50	3	16.7	776	268	2.9	50	20	2.5
408	Rangamati RWH	Rajasthali	13,720	1,032	13.3	10,115	1,459	6.9	59	3	19.7	464	76	6.1	50	11	4.5
409	Rangamati RWH	Rangamati Sadar	34,720	8,501	4.1	9,640	7,079	1.4	221	60	3.7	1,227	662	1.9	200	42	4.8
410	Rangpur RWH	Aditmari	274,100	12,494	21.9	338,763	15,443	21.9	236	105	2.2	5,966	3,078	1.9	300	90	3.3
411	Rangpur RWH	Badarganj	165,060	11,654	14.2	226,000	18,994	11.9	110	36	3.1	4,560	2,160	2.1	0	90	0.0
412	Rangpur RWH	Bhurungamari	190,689	13,855	13.8	509,057	14,876	34.2	63	38	1.7	8,787	3,002	2.9	500	55	9.1
413	Rangpur RWH	Chilmari	195,308	12,729	15.3	287,350	8,469	33.9	38	21	1.8	2,182	1,026	2.1	250	58	4.3
414	Rangpur RWH	Dimla	248,916	6,951	35.8	409,880	18,881	21.7	67	43	1.6	3,624	1,847	2.0	450	88	5.1
415	Rangpur RWH	Domar	136,296	6,801	20.0	219,407	13,233	16.6	36	11	3.3	3,822	2,022	1.9	205	60	3.4
416	Rangpur RWH	Fulchhari	45,440	10,458	4.3	41,950	7,151	5.9	58	26	2.2	5,950	2,021	2.9	300	47	6.4
417	Rangpur RWH	Gaibandha Sadar	42,786	17,370	2.5	41,980	21,814	1.9	26	22	1.2	7,802	3,848	2.0	320	153	2.1
418	Rangpur RWH	Gangachara	146,980	15,266	9.6	138,930	19,222	7.2	99	48	2.1	8,298	4,314	1.9	0	91	0.0
419	Rangpur RWH	Gobindaganj	553,636	29,135	19.0	141,705	28,373	5.0	49	15	3.3	7,009	2,711	2.6	314	81	3.9
420	Rangpur RWH	Hatibandha	235,036	8,837	26.6	323,670	9,985	32.4	100	33	3.0	4,436	2,073	2.1	300	88	3.4
421	Rangpur RWH	Jaldhaka	196,104	13,888	14.1	173,968	23,934	7.3	101	38	2.7	7,308	3,822	1.9	0	98	0.0
422	Rangpur RWH	Kaliganj	271,628	6,060	44.8	312,120	10,253	30.4	140	52	2.7	3,318	1,515	2.2	300	80	3.8
423	Rangpur RWH	Kaunia	123,400	10,975	11.2	610,215	9,463	64.5	51	17	3.0	6,397	2,775	2.3	300	72	4.2
424	Rangpur RWH	Kishoreganj	268,500	5,140	52.2	409,800	15,638	26.2	85	32	2.7	3,875	1,503	2.6	350	110	3.2
425	Rangpur RWH	Kurigram Sadar	26,588	12,369	2.1	45,505	10,573	4.3	87	36	2.4	5,552	2,752	2.0	200	63	3.2

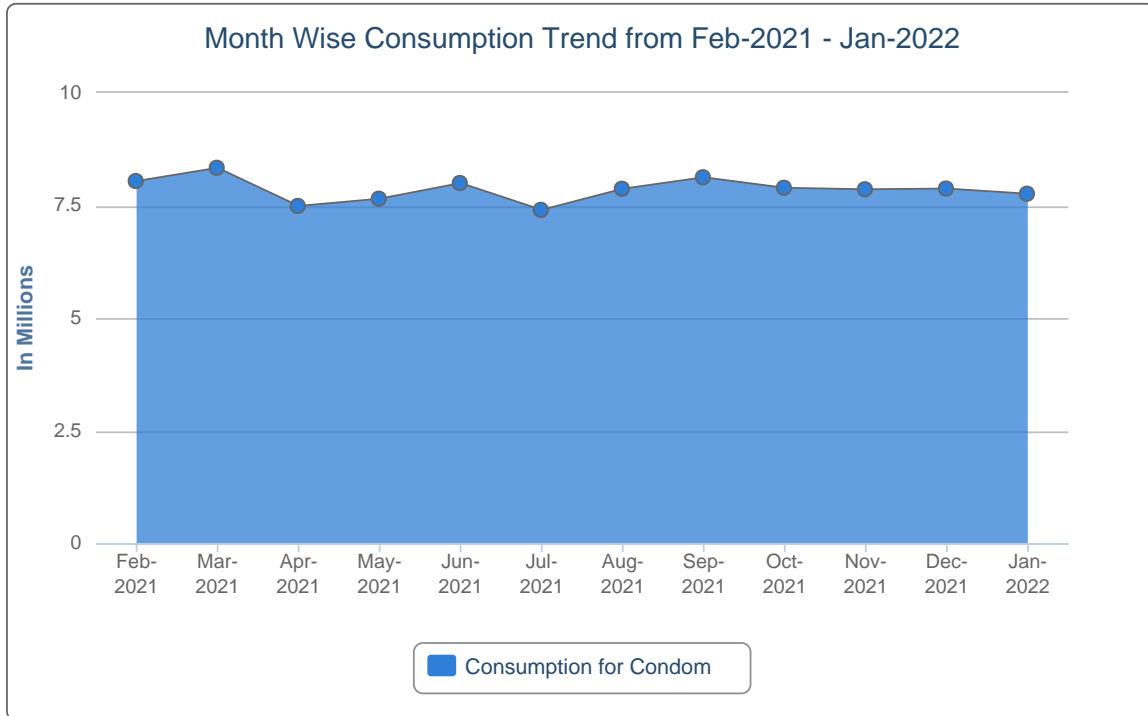
SL	Warehouse Name	Upazila Name	Condom			Shukhi			IUD			Injectables			Implant		
			CBL	AMD	MOS	CBL	AMD	MOS	CBL	AMD	MOS	CBL	AMD	MOS	CBL	AMD	MOS
426	Rangpur RWH	Lalmonirhat Sadar	24,128	9,985	2.4	72,260	14,485	5.0	50	20	2.5	5,766	3,223	1.8	300	84	3.6
427	Rangpur RWH	Mitha Pukur	160,200	16,599	9.7	352,365	20,596	17.1	17	4	4.3	5,012	2,448	2.0	50	42	1.2
428	Rangpur RWH	Nageshwari	163,500	14,087	11.6	406,305	28,623	14.2	76	35	2.2	9,826	4,394	2.2	410	83	4.9
429	Rangpur RWH	Nilphamari Sadar	25,824	10,100	2.6	42,400	25,902	1.6	153	57	2.7	6,610	3,121	2.1	250	84	3.0
430	Rangpur RWH	Palashbari	26,128	9,518	2.7	42,080	14,398	2.9	35	9	3.9	4,038	2,132	1.9	100	69	1.4
431	Rangpur RWH	Patgram	214,284	6,059	35.4	246,240	11,229	21.9	54	24	2.3	4,063	2,122	1.9	200	37	5.4
432	Rangpur RWH	Phulbari	270,100	6,050	44.6	252,225	12,777	19.7	177	77	2.3	5,256	2,719	1.9	500	55	9.1
433	Rangpur RWH	Pirgachha	24,900	9,765	2.5	81,350	12,531	6.5	85	75	1.1	5,700	2,641	2.2	200	85	2.4
434	Rangpur RWH	Pirganj	271,948	18,943	14.4	119,540	26,965	4.4	118	50	2.4	4,400	2,240	2.0	400	99	4.0
435	Rangpur RWH	Rajarhat	23,708	7,410	3.2	46,305	12,638	3.7	25	35	0.7	4,699	2,182	2.2	450	50	9.0
436	Rangpur RWH	Rangpur Sadar	60,900	28,142	2.2	64,800	25,337	2.6	62	45	1.4	7,316	3,348	2.2	100	179	0.6
437	Rangpur RWH	Sadullapur	36,180	12,142	3.0	91,680	17,885	5.1	94	56	1.7	5,926	2,754	2.2	200	88	2.3
438	Rangpur RWH	Saghata	26,168	12,050	2.2	53,330	18,735	2.8	54	22	2.5	3,128	1,647	1.9	550	53	10.4
439	Rangpur RWH	Saidpur	30,134	12,068	2.5	34,160	9,486	3.6	24	8	3.0	2,997	1,352	2.2	200	65	3.1
440	Rangpur RWH	Sundarganj	89,720	27,788	3.2	183,360	37,512	4.9	121	89	1.4	16,952	7,952	2.1	500	183	2.7
441	Rangpur RWH	Taraganj	256,200	10,864	23.6	580,975	9,466	61.4	13	7	1.9	2,742	1,173	2.3	300	175	1.7
442	Rangpur RWH	Ulipur	99,872	20,485	4.9	128,640	26,201	4.9	52	20	2.6	7,410	3,304	2.2	300	76	3.9
443	Sylhet RWH	Ajmiriganj	59,000	7,355	8.0	12,900	7,290	1.8	255	4	63.8	1,084	545	2.0	400	43	9.3
444	Sylhet RWH	Bahubal	50,706	6,733	7.5	16,742	5,516	3.0	212	6	35.3	1,234	462	2.7	112	30	3.7
445	Sylhet RWH	Balaganj	80,100	22,523	3.6	31,855	7,432	4.3	190	5	38.0	4,089	1,496	2.7	208	49	4.2
446	Sylhet RWH	Baniachong	95,712	9,588	10.0	50,340	13,500	3.7	241	22	11.0	2,055	792	2.6	350	72	4.9
447	Sylhet RWH	Barlekha	112,604	7,465	15.1	29,045	5,284	5.5	165	3	55.0	1,394	548	2.5	150	37	4.1
448	Sylhet RWH	Beani Bazar	79,562	12,285	6.5	32,405	4,340	7.5	228	9	25.3	3,545	780	4.5	105	73	1.4
449	Sylhet RWH	Bishwambarpur	94,700	6,050	15.7	21,490	7,215	3.0	203	13	15.6	2,360	954	2.5	114	32	3.6
450	Sylhet RWH	Bishwanath	77,000	10,170	7.6	29,774	4,563	6.5	220	13	16.9	1,361	515	2.6	120	48	2.5

SL	Warehouse Name	Upazila Name	Condom			Shukhi			IUD			Injectables			Implant		
			CBL	AMD	MOS	CBL	AMD	MOS	CBL	AMD	MOS	CBL	AMD	MOS	CBL	AMD	MOS
451	Sylhet RWH	Chhatak	84,900	14,752	5.8	16,405	9,871	1.7	150	49	3.1	723	719	1.0	300	107	2.8
452	Sylhet RWH	Chunarughat	120,045	9,176	13.1	27,867	11,165	2.5	180	3	60.0	2,413	1,108	2.2	250	31	8.1
453	Sylhet RWH	Companiganj	58,600	12,855	4.6	20,975	7,345	2.9	290	4	72.5	3,732	1,286	2.9	100	53	1.9
454	Sylhet RWH	Dakshin Sunamganj	75,600	9,022	8.4	32,030	6,699	4.8	283	12	23.6	1,370	703	1.9	350	78	4.5
455	Sylhet RWH	Dakshin Surma	92,600	35,794	2.6	23,905	8,683	2.8	263	5	52.6	3,263	1,092	3.0	150	25	6.0
456	Sylhet RWH	Derai	85,172	25,122	3.4	41,880	9,199	4.6	267	20	13.4	3,046	771	4.0	377	63	6.0
457	Sylhet RWH	Dowarabazar	71,236	11,034	6.5	21,800	10,890	2.0	274	4	68.5	3,148	809	3.9	351	95	3.7
458	Sylhet RWH	Fenchuganj	88,000	4,874	18.1	11,665	2,813	4.1	265	9	29.4	1,341	266	5.0	100	14	7.1
459	Sylhet RWH	Golapganj	48,468	18,603	2.6	34,980	5,158	6.8	91	7	13.0	876	628	1.4	200	44	4.5
460	Sylhet RWH	Gowainghat	63,700	18,290	3.5	23,505	10,713	2.2	235	13	18.1	5,599	3,123	1.8	105	63	1.7
461	Sylhet RWH	Habiganj Sadar	106,516	16,546	6.4	20,760	13,825	1.5	26	96	0.3	2,697	1,545	1.7	305	65	4.7
462	Sylhet RWH	Jagannathpur	61,508	11,610	5.3	22,060	6,654	3.3	223	16	13.9	1,069	423	2.5	210	76	2.8
463	Sylhet RWH	Jaintiapur	71,100	13,439	5.3	19,470	6,936	2.8	173	21	8.2	4,600	2,519	1.8	250	28	8.9
464	Sylhet RWH	Jamalganj	67,468	10,900	6.2	8,500	9,281	0.9	219	5	43.8	3,118	1,068	2.9	100	28	3.6
465	Sylhet RWH	Juri	106,200	6,918	15.4	27,330	5,164	5.3	304	24	12.7	1,560	338	4.6	260	81	3.2
466	Sylhet RWH	Kamalganj	125,300	11,971	10.5	44,090	9,592	4.6	225	25	9.0	1,665	841	2.0	100	71	1.4
467	Sylhet RWH	Kanaighat	63,948	26,161	2.4	12,850	11,627	1.1	254	8	31.8	6,249	2,885	2.2	200	27	7.4
468	Sylhet RWH	Kulaura	148,136	9,447	15.7	29,140	8,743	3.3	203	6	33.8	4,717	2,155	2.2	251	29	8.7
469	Sylhet RWH	Lakhai	62,951	5,837	10.8	21,030	6,504	3.2	268	11	24.4	2,328	453	5.1	95	79	1.2
470	Sylhet RWH	Madhabpur	68,200	9,240	7.4	12,658	13,383	0.9	209	6	34.8	2,311	775	3.0	305	43	7.1
471	Sylhet RWH	Maulvibazar Sadar	100,728	9,122	11.0	38,395	7,925	4.8	82	73	1.1	3,860	849	4.5	290	46	6.3
472	Sylhet RWH	Nabiganj	81,055	7,350	11.0	29,290	10,900	2.7	280	20	14.0	2,260	440	5.1	310	95	3.3
473	Sylhet RWH	Rajnagar	90,300	11,306	8.0	39,255	9,498	4.1	268	5	53.6	2,699	1,093	2.5	320	45	7.1
474	Sylhet RWH	Sreemangal	96,900	14,139	6.9	14,665	12,116	1.2	310	45	6.9	3,234	1,215	2.7	150	120	1.3
475	Sylhet RWH	Sulla	44,400	9,949	4.5	30,490	4,041	7.5	120	3	40.0	1,150	418	2.8	350	28	12.5

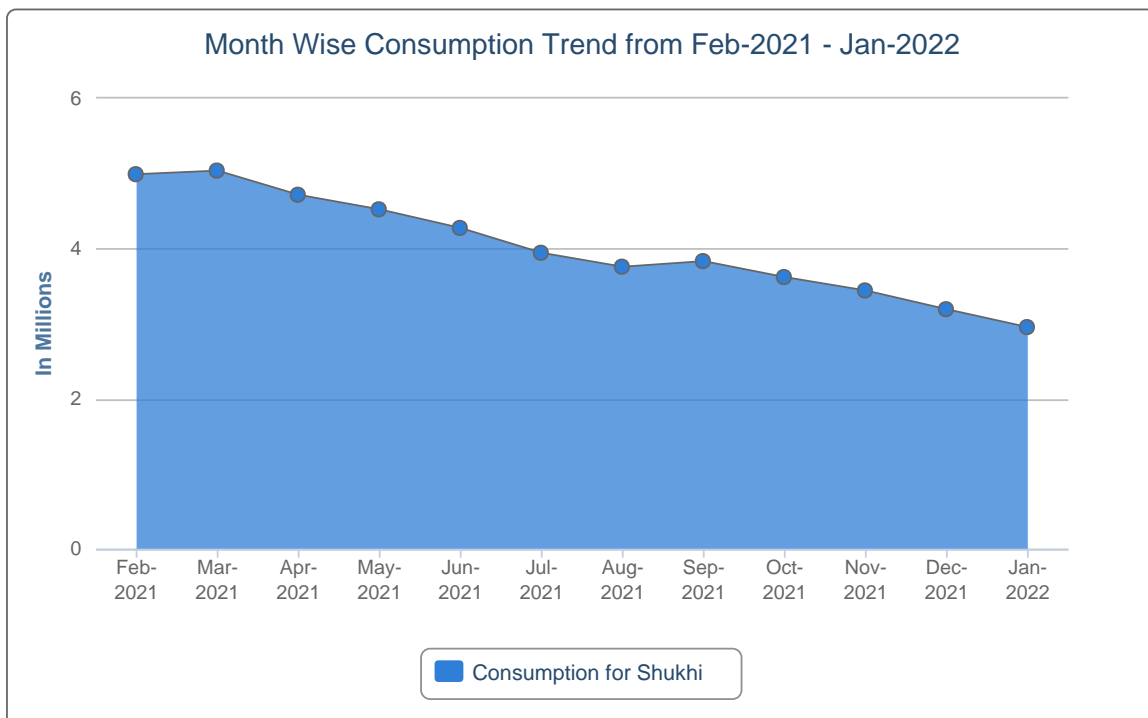
SL	Warehouse Name	Upazila Name	Condom			Shukhi			IUD			Injectables			Implant		
			CBL	AMD	MOS	CBL	AMD	MOS	CBL	AMD	MOS	CBL	AMD	MOS	CBL	AMD	MOS
476	Sylhet RWH	Sunamganj Sadar	125,200	10,302	12.2	33,540	7,634	4.4	239	34	7.0	4,091	1,057	3.9	400	89	4.5
477	Sylhet RWH	Sylhet Sadar	134,320	74,875	1.8	86,621	32,301	2.7	658	95	6.9	24,443	10,627	2.3	357	187	1.9
478	Sylhet RWH	Tahirpur	71,520	13,844	5.2	12,460	9,257	1.3	152	6	25.3	3,416	877	3.9	350	68	5.1
479	Sylhet RWH	Zakiganj	47,960	21,269	2.3	5,387	7,342	0.7	188	4	47.0	4,014	1,179	3.4	10	83	0.1
480	Tangail RWH	Basail	125,036	5,876	21.3	79,420	5,839	13.6	78	14	5.6	1,691	491	3.4	300	64	4.7
481	Tangail RWH	Bhuapur	82,700	17,771	4.7	50,874	10,449	4.9	157	13	12.1	3,373	1,322	2.6	300	86	3.5
482	Tangail RWH	Chauhali	36,000	15,079	2.4	37,885	6,690	5.7	340	11	30.9	5,004	1,249	4.0	301	36	8.4
483	Tangail RWH	Delduar	105,900	7,846	13.5	97,830	6,195	15.8	130	17	7.6	5,858	506	11.6	300	53	5.7
484	Tangail RWH	Ghatail	245,100	23,924	10.2	55,200	21,396	2.6	400	13	30.8	4,400	2,595	1.7	450	85	5.3
485	Tangail RWH	Gopalpur	84,104	12,503	6.7	87,300	8,507	10.3	87	16	5.4	1,391	1,065	1.3	300	58	5.2
486	Tangail RWH	Kalihati	275,600	20,605	13.4	54,580	23,508	2.3	128	44	2.9	2,805	4,350	0.6	300	47	6.4
487	Tangail RWH	Madhupur	192,900	16,451	11.7	18,420	20,064	0.9	145	24	6.0	8,505	2,228	3.8	600	64	9.4
488	Tangail RWH	Mirzapur	165,396	22,631	7.3	364,720	20,401	17.9	713	27	26.4	4,513	919	4.9	700	63	11.1
489	Tangail RWH	Nagarpur	94,852	25,831	3.7	59,909	19,932	3.0	192	48	4.0	5,684	1,545	3.7	300	151	2.0
490	Tangail RWH	Sakhipur	138,800	22,618	6.1	86,130	23,652	3.6	50	13	3.8	466	920	0.5	300	42	7.1
491	Tangail RWH	Tangail Sadar	87,300	47,375	1.8	28,440	21,340	1.3	272	38	7.2	7,750	2,899	2.7	800	172	4.7

7. Month-wise Consumption Trend

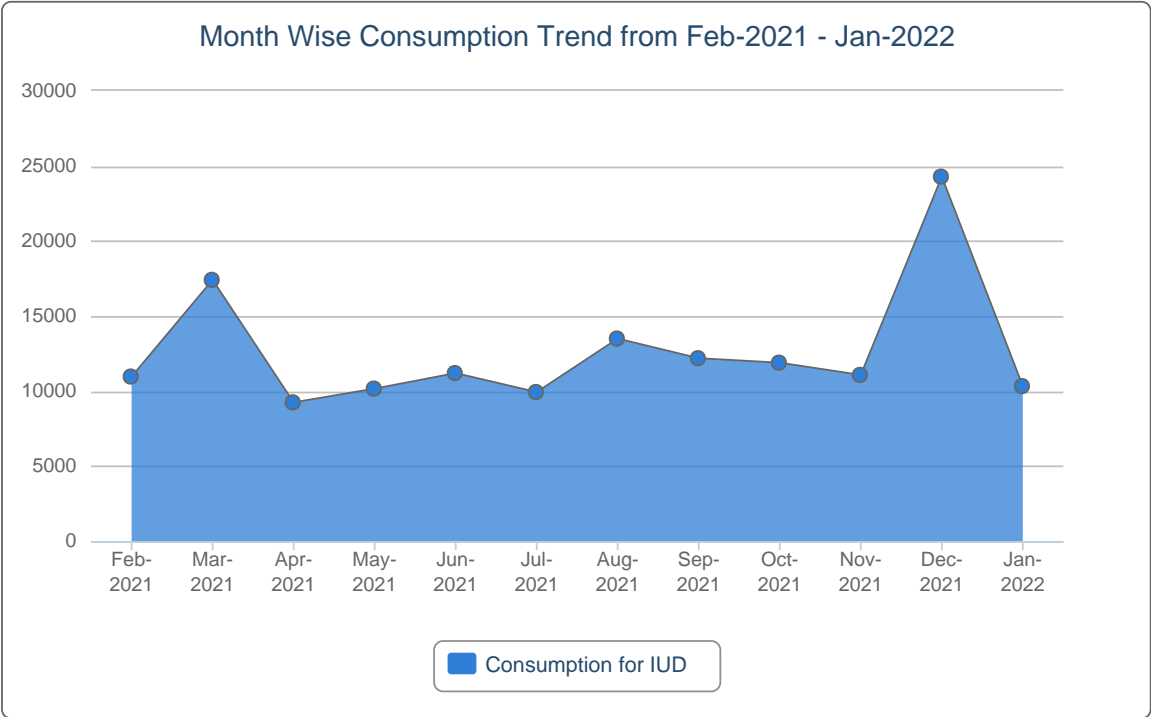
7(a).



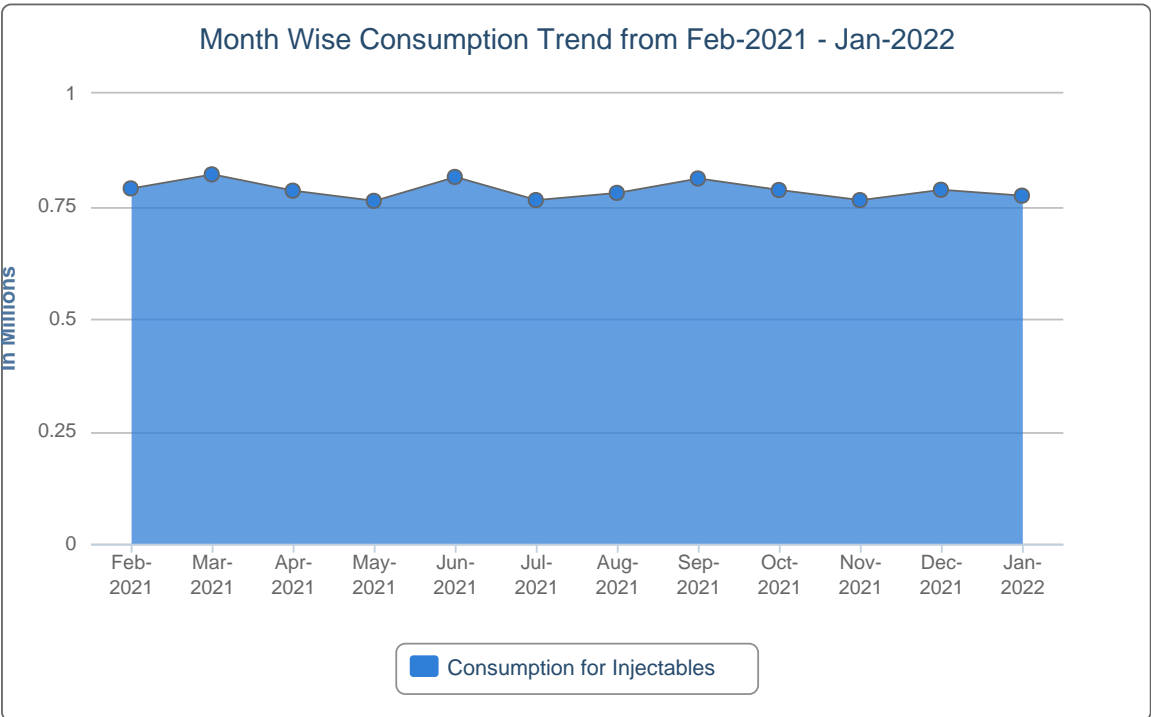
7(b).



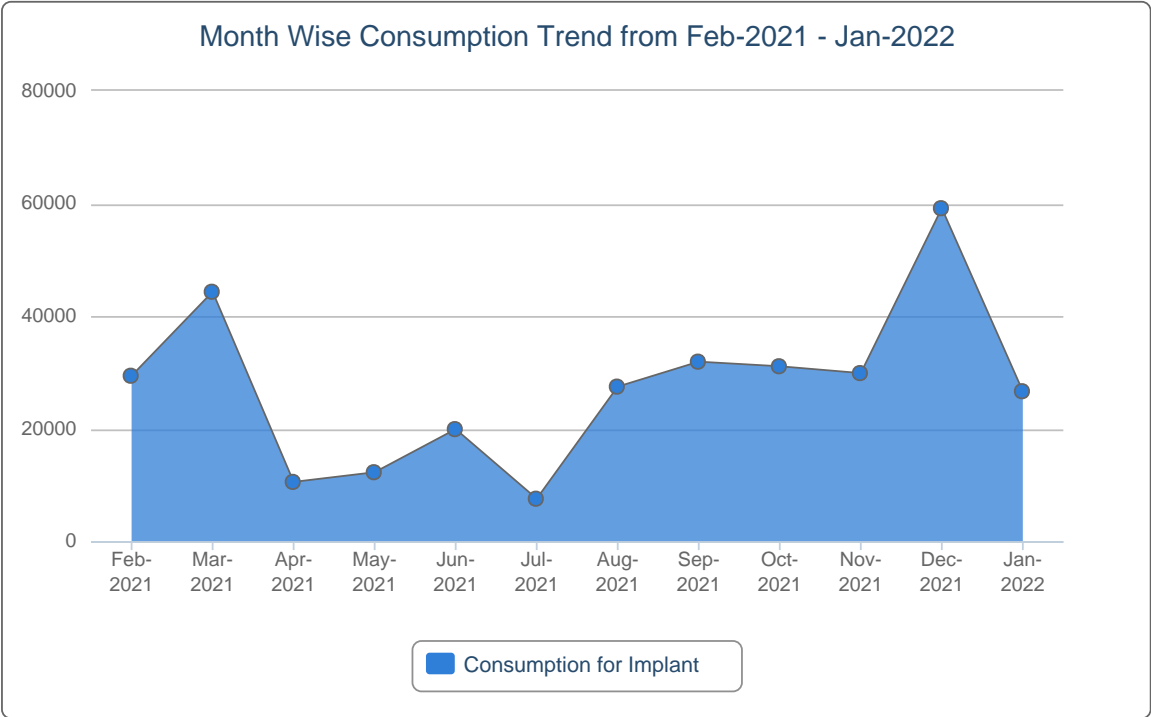
7(c).



7(d).



7(e).



8. Report on Upazila and Warehouse Having Stock Out in reported month

SL	Products Name	No of Stockout WH	% of Stockout WH	No of Stockout Upazila Store	% of Stockout Upazila Store	No of Stockout Upazila Field	% of Stockout Upazila Field
1	Condom	0	0%	1	0%	0	0%
2	Oral Pill (Total)	0	0%	2	0%	0	0%
3	IUD	0	0%	2	0%	1	0%
4	Injectables	0	0%	1	0%	0	0%
5	Implant (Total)	0	0%	-	-	0	0%

List of Stock Out Warehouses

SL	Commodity	Warehouse	Phone
No StockOut in Warehouse			

List of StockOut Upazilas

SL	Commodity	Warehouse	District	Upazila	Phone
1	Condom	Chattogram RWH	Khagrachhari	Guimara, Khagrachhari	01550609381
2	Oral Pill (Total)	Chattogram RWH	Khagrachhari	Guimara, Khagrachhari	01550609381
3	Oral Pill (Total)	Dhaka CWH	Narsingdi	Palash, Narsingdi	01521359206
4	IUD	Chattogram RWH	Chattogram	Sandwip, Chattogram	01712250168
5	IUD	Chattogram RWH	Khagrachhari	Guimara, Khagrachhari	01550609381
6	IUD	Rangamati RWH	Rangamati	Kawkhali (betbunia), Rangamati	01876114055
7	Injectables	Chattogram RWH	Khagrachhari	Guimara, Khagrachhari	01550609381

“ছেলে হোক, মেয়ে হোক,
দু’টি সন্তানই যথেষ্ট”

Management Information System (MIS)
Directorate General of Family Planning (DGFP)
6, Kawran Bazar, Dhaka- 1215
Email: dirmis@dgfp.gov.bd, dirls@dgfp.gov.bd
www.dgfp.gov.bd, www.scmpbd.org

If you need more information, please visit at <https://www.scmpbd.org>