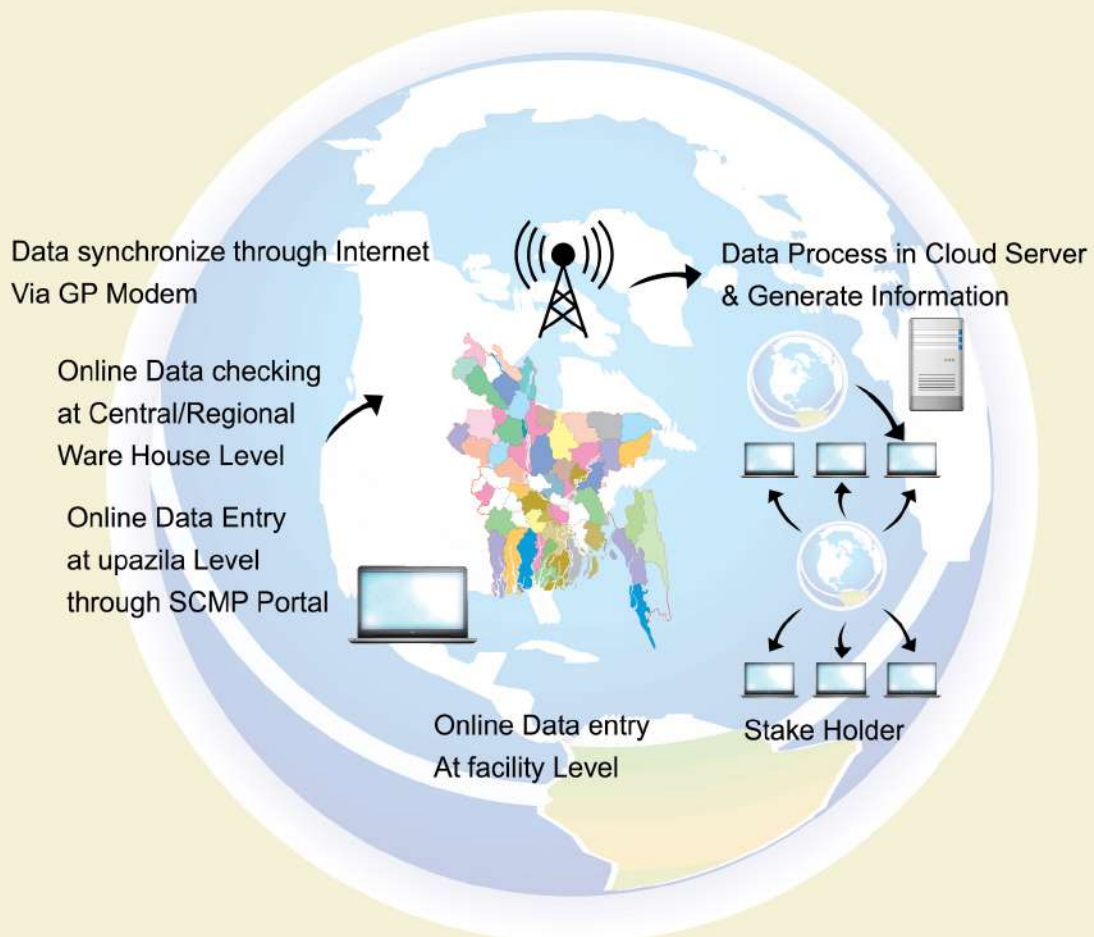




FAMILY PLANNING MONTHLY LOGISTICS REPORT

September 2022

Logistics Management Information System (LMIS) Data Flow System



Management Information System (MIS)
Directorate General of Family Planning (DGFP)

Government of the People's Republic of Bangladesh
Medical Education and Family Welfare Division
Directorate General of Family Planning
Management Information System (MIS)
6, Kawran Bazar, Dhaka- 1215
www.dgfp.gov.bd

Memo No. 59.11.00000.402.16.002.19.310

Date: 8 November, 2022.

Sub: Family Planning Monthly Logistics Report for the Month of September, 2022.

Family Planning Monthly Logistics Report for the Month of September, 2022 is sent herewith for your kind information & necessary action. This report is prepared on the basis of Form-7 submitted by Warehouses and Form-7B submitted by Upazila Family Planning Offices by using WIMS & UIMS operating tools. It provides useful information on monthly distribution and stock balance of all the major contraceptives of Warehouse/Upazila Stores. For more information you can visit at www.scmpbd.org web site.

Comments and suggestions for improvement of this report will be highly appreciated.


(Md. Shahadat Hossain)
Director & Line Director (MIS)
Phone: 55012352
Mail: dirmis@dgfp.gov.bd

Memo No. 59.11.00000.402.16.002.19.310.1(202)

Date: 8 November, 2022.

Copy of the report forwarded to (Not according to seniority):

1. Secretary, Medical Education & Family Welfare Division, Ministry of Health & Family Welfare, Bangladesh Secretariat, Dhaka.
2. Additional Secretary (Admin), Medical Education & Family Welfare Division, Ministry of Health & Family Welfare, Bangladesh Secretariat, Dhaka.
3. Director (Administration), Directorate General of Family Planning, 6 Kawran Bazar, Dhaka 1215.
4. Director & Line Director (MIS), Directorate General of Family Planning, 6 Kawran Bazar, Dhaka.
5. Joint Secretary (Development), Medical Education & Family Welfare Division, Ministry of Health & Family Welfare, Bangladesh Secretariat, Dhaka.
6. Director Finance & Line Director (Family Planning Field Service Delivery), Directorate General of Family Planning, 6 Kawran Bazar, Dhaka 1215.
7. Director (Logistics & Supply) and Line Director (Procurement, Storage & Supply Management), Directorate General of Family Planning, 6 Kawran Bazar, Dhaka 1215.
8. Director (IEM) & Line Director (Information, Education and Communication), Directorate General of Family Planning, 6 Kawran Bazar, Dhaka 1215.
9. Director (Planning) & Line Director (Planning Monitoring and Evaluation), Directorate General of Family Planning, 6 Kawran Bazar, Dhaka 1215.

10. Director (MCH-Services) & Line Director (MCRAH), Directorate General of Family Planning, 6 Kawran Bazar, Dhaka 1215.
11. Line Director (CCSDP), Directorate General of Family Planning, 6 Kawran Bazar, Dhaka 1215.
12. Director (Audit), Directorate General of Family Planning, 6 Kawran Bazar, Dhaka 1215.
13. Divisional Director, Family Planning, Dhaka /Chattogram /Rajshahi /Khulna /Sylhet /Barishal/ Rangpur/ Mymensingh Division.
14. Joint Chief (Planning), Health Service Division, Ministry of Health & Family Welfare, Bangladesh Secretariat, Dhaka
15. Joint Chief (Population & Planning wing), Planning commission, Sher-e-Bangla Nagar, Dhaka.
16. Joint Chief (Planning), Program Management and Monitoring Unit (PMMU), Azimpur, Dhaka-1205.
17. Director, Maternal & Child Health Training Institute (MCHTI), Azimpur, Dhaka.
18. Director, Mohammadpur Fertility Services & Training Centre (MFSTC), Mohammadpur, Dhaka.
19. Director, Maternal & Child Health Training Institute (MCHTI), Lalkuthi, Mirpur, Dhaka.
20. P.S. to the Honorable Minister, Ministry of Health and Family Welfare, Bangladesh Secretariat, Dhaka, for kind information of the Honorable Minister.
21. Deputy Chief (Planning), Medical Education & Family Welfare Division, Ministry of Health & Family Welfare, Bangladesh Secretariat, Dhaka.
22. Additional Director (Drugs and Stores), Directorate General of Family Planning, Central Warehouse, Mohakhali, Dhaka.
23. Deputy Director, Family Planning, ----- District (You are requested to take appropriate measures to ensure timely online submission of Form 7B report from upazilas).
24. Regional/District Consultant, FPCS-QIT, District Family Planning Office, ----- District.
25. Central/Regional Supply Officer, Family Planning, ----- CWH/RWHs.
26. Assistant Maintenance Engineer, MIS Unit, DGFP (Requested to upload this report to DGFP website).
27. Country Project Director, MTaPS/MSH, House: 30, Road: No. 42, Gulshan-2, Dhaka-1212.
28. Country Director, the World Bank, E-32, Agargaon, Sher-e-Bangla Nagar, Dhaka-1207.
29. Team Leader, Population & Health Team, USAID, Madani Avenue, Baridhara, Dhaka.
30. Country Representative, UNFPA, IDB Bhaban, Agargaon, Sher-E-Bangla Nagar, Dhaka.
31. Managing Director, SMC, SMC Tower, 33 Banani C/A, Dhaka-1213.
32. Documentation Center, IEM Unit, Directorate General of Family Planning, 6 Kawran Bazar, Dhaka.
33. Responsible person of Dispatch Section, MIS Unit, DGFP (Requested to distribute the published 'Family Planning Monthly Logistics Report' to concerned Person/Office/Organization).
34. PA to Director General, Directorate General of Family Planning, 6 Kawran Bazar, Dhaka 1215.
35. Concerned Organization/Person.







(Shafiul Haque)
Deputy Director (MIS)

Table Of Contents

	Page
1. DGFP Stock Status Report	1-2
2. National Receipts Quantity by Product by Month	3
3. National Level Contraceptive Summary Report	4
4. Stock Status Report at Different Levels	5
5. Contraceptive Stock Status by Product at Upazila Store and Field	6-10
6. Contraceptive Stock Status by Product at Regional Warehouses/Upazila	11-31
7. Month-wise Consumption Trend	32-34
8. Report on Upazila and Warehouse Having Stock Out in last month	35

1. DGFP Stock Status Report

		 DGFP STOCK STATUS REPORT for Contraceptives - 30th September 2022 																																			
Year →	2022			2023												2024												2025									
Month →	10	11	12	1	2	3	4	5	6	7	8	9	10	11	12	1	2	3	4	5	6	7	8	9	10	11	12	1	2	3	4	5	6	7	8	9	
Min.-Max. →				Min						Max																											
Product ↓	CS - 71.09m : 8.8 MOS																																				
Condom	8.8 MOS																																				
*AMC = 8.03m	CS - 87.79m : 15.1 MOS																																				
Pill (Total)	15.1 MOS																																				
*AMC = 5.81m	CS - 7.37m : 26.1 MOS																																				
POP-APON	26.1 MOS																																				
*AMC = 0.282m	CS (0.396): 36.2 MOS																																				
IUD	36.2 MOS (October 2025) 																																				
*AMC = 10,969	CS (16.95m): 22.3 MOS																																				
Injectables	22.3 MOS																																				
*AMC = 0.761m	CS-(1.12m): 39.7 MOS																																				
Implant	39.7 MOS (January 2026) 																																				
*AMC = 28,306																																					
<p>Pill (Total): 2nd & 3rd generation Shukhi <i>*AMC is calculated based on past 6-months consumption</i> <i>Data Sources: DGFP/L&S unit, DGFP LMIS web site - https://scmpbd.org/</i> <i>Central Warehouse WIMS data and Approved DGFP Procurement Plan</i> <i>National min-max stock level is 6 & 10 MOS</i> AMC = Average Monthly Consumption</p>																																					
<p>Legend:</p> <ul style="list-style-type: none"> Current Stock (CS): Less than 3 MOS Current Stock (CS): MOS 3.0 to Less than 6 MOS Current Stock (CS): MOS 6 and above Planned for FY 2020-21 Procurement completed, yet to be received Donation 																																					

DGFP STOCK STATUS NOTES
(For Contraceptives)
Month: September 2022

CONDOM – Current national stock is 71.09 million pieces, and this stock can be used up to June 2023.

- 2022-23: GOB (Rev.) – Till the date no requirement received from User Unit for procurement of Condom.

PILL (Shukhi) – Current national stock of Oral Contraceptive Pill is 87.79 million cycles which will go up to December 2023.

- 2022-23: GOB (Rev.) – Till the date no requirement received from User Unit for procurement of PILL (Shukhi).
- 2022-23: RPA (GOB) Till the date no requirement received from User Unit for procurement of PILL (Shukhi).

POP-APON - Current national stock of POP-APON Pill is 7.37 million cycles which will go up to November 2024.

- 2022-23: RPA (GOB)– Till the date no requirement received from User Unit for procurement of POP-APON.
- 2022-23: GOB (Rev.) – Till the date no requirement received from User Unit for procurement of POP-APON.

IUD - Current national stock is 0.396 million pcs and this stock can be used up to October 2025. Till the date no requirement received from User Unit for procurement of IUD.

INJECTABLES– Current stock of 16.95 million vials and that can be used up to July 2024. Till the date no requirement received from User Unit for procurement of INJECTABLES.

IMPLANT– Current stock is 1.12 million sets, and this can be used up to January 2026. Till the date no requirement received from User Unit for procurement of IMPLANT.

You can also download the previous reports from <http://www.scmpbd.org>

2. National Receipts Quantity by Product by Month

Contraceptive Received Report

Month: September, 2022

Item	Supplier	Receiver	Date Receipts	Qty
Condom	UNFPA	Coxs Bazar RWH	30/09/22	720,000
Total				720,000
Tab Misoprostol	UNFPA	Coxs Bazar RWH	30/09/22	102,501
Total				102,501

3. National Level Contraceptive Summary Report



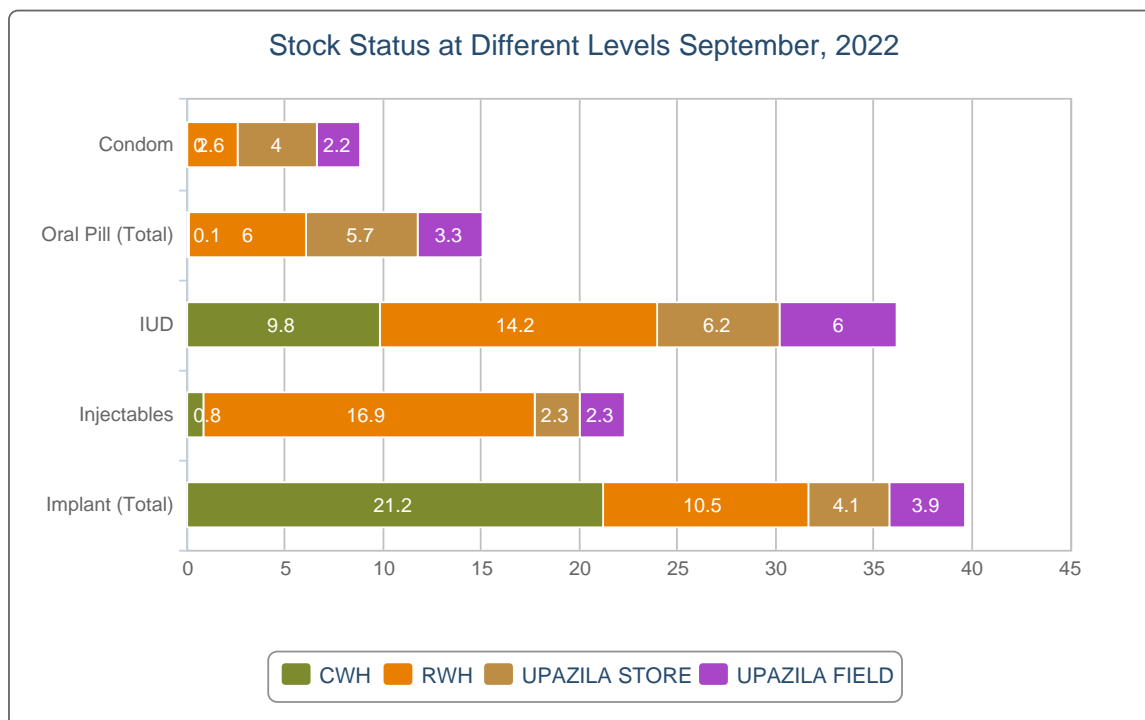
■ MOS: < 3.0
 ■ MOS: 3.0 - 5.9
 ■ MOS: 6.0 and above

MOS = Month of Stock

National Level Stock Status of September, 2022

SL	Name of Products	Reported Consumption	Reported Closing Balance	Average Monthly Consumption	MOS
1	Condom	8,731,848	71,089,586	8,033,066	8.8
2	Oral Pill (Total)	6,095,522	87,792,913	5,814,921	15.1
3	IUD	12,190	396,932	10,969	36.2
4	Injectables	820,828	16,954,676	761,823	22.3
5	Implant (Total)	34,338	1,124,343	28,305	39.7

4. Stock Status Report at Different Levels

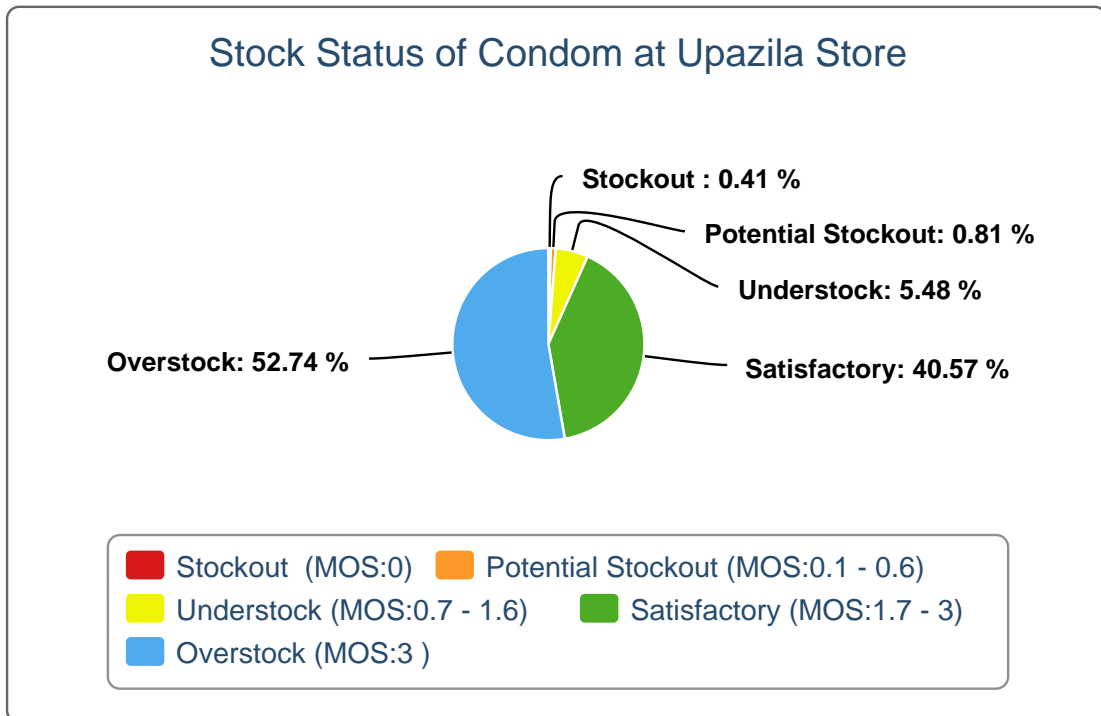


Stock Status at Different Levels September, 2022

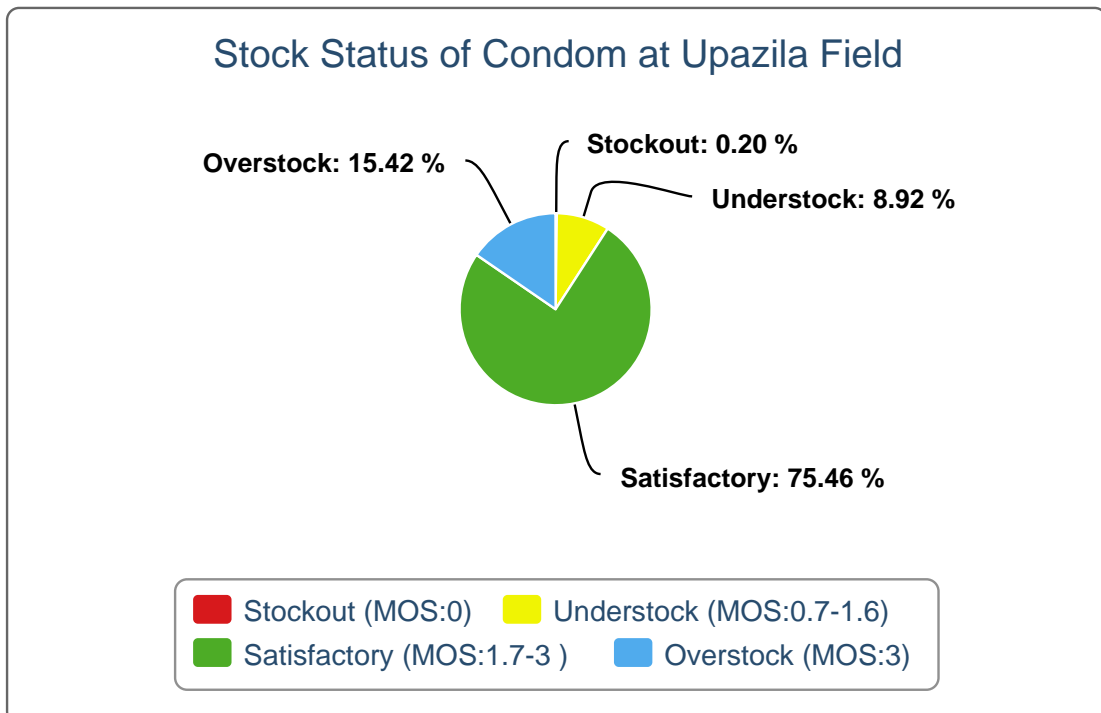
Products	Avg. Consump. of Last 6 Months	CWH Level	MOS	RWH Level	MOS	Upazila Level	MOS	Field Level	MOS	National Level	MOS
Condom	8,033,066	194,400	0	20,706,200	2.6	32,215,816	4	17,973,170	2.2	71,089,586	8.8
Oral Pill (Total)	5,814,921	657,600	0.1	34,625,122	6	33,106,662	5.7	19,403,529	3.3	87,792,913	15.1
IUD	10,969	107,150	9.8	156,080	14.2	67,659	6.2	66,043	6	396,932	36.2
Injectables	761,823	586,850	0.8	12,863,340	16.9	1,764,568	2.3	1,739,918	2.3	16,954,676	22.3
Implant (Total)	28,305	601,285	21.2	297,150	10.5	116,225	4.1	109,683	3.9	1,124,343	39.7

5. Contraceptive Stock Status by Product at Upazila Store and Field

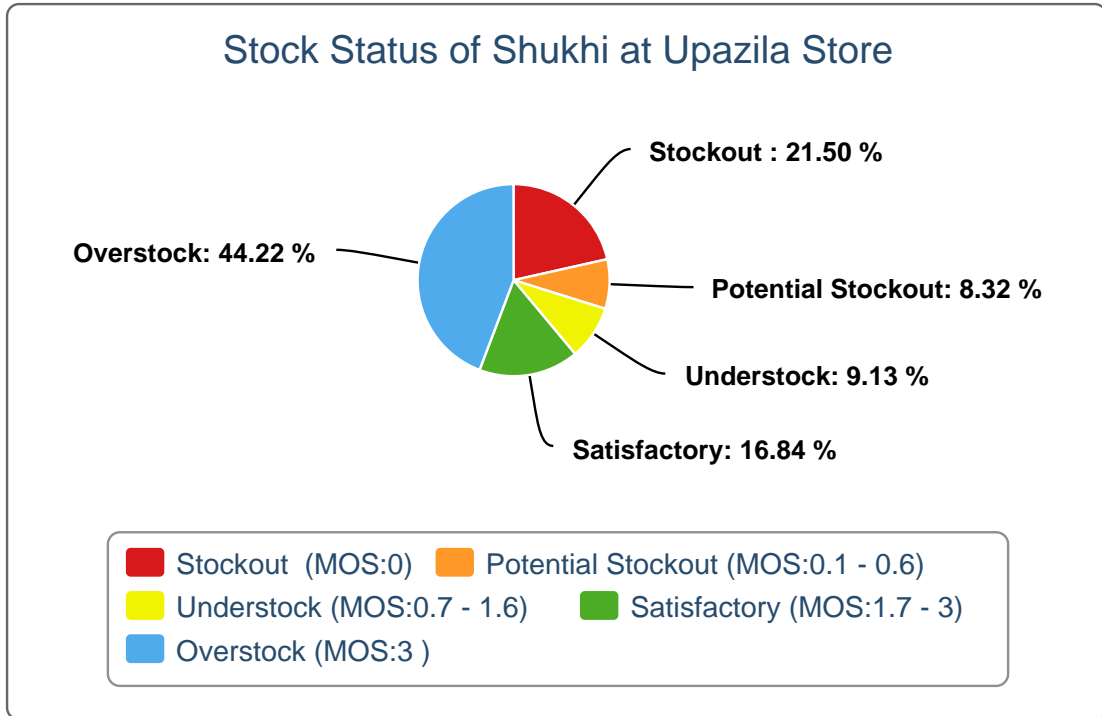
5(a).



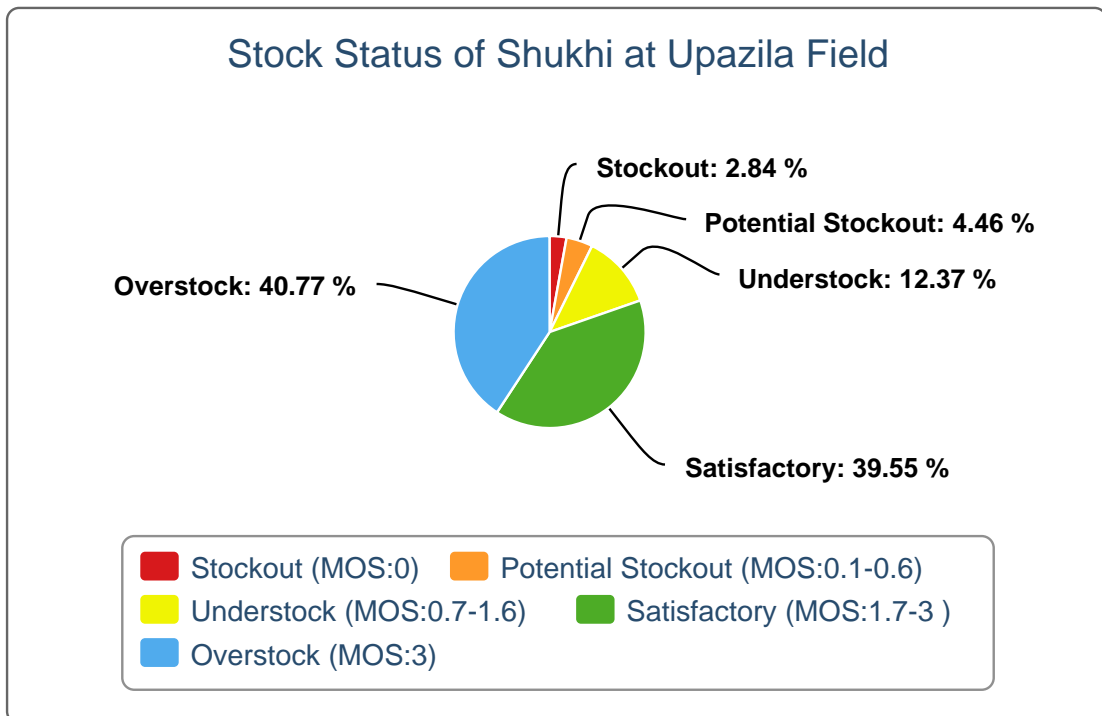
5(b).



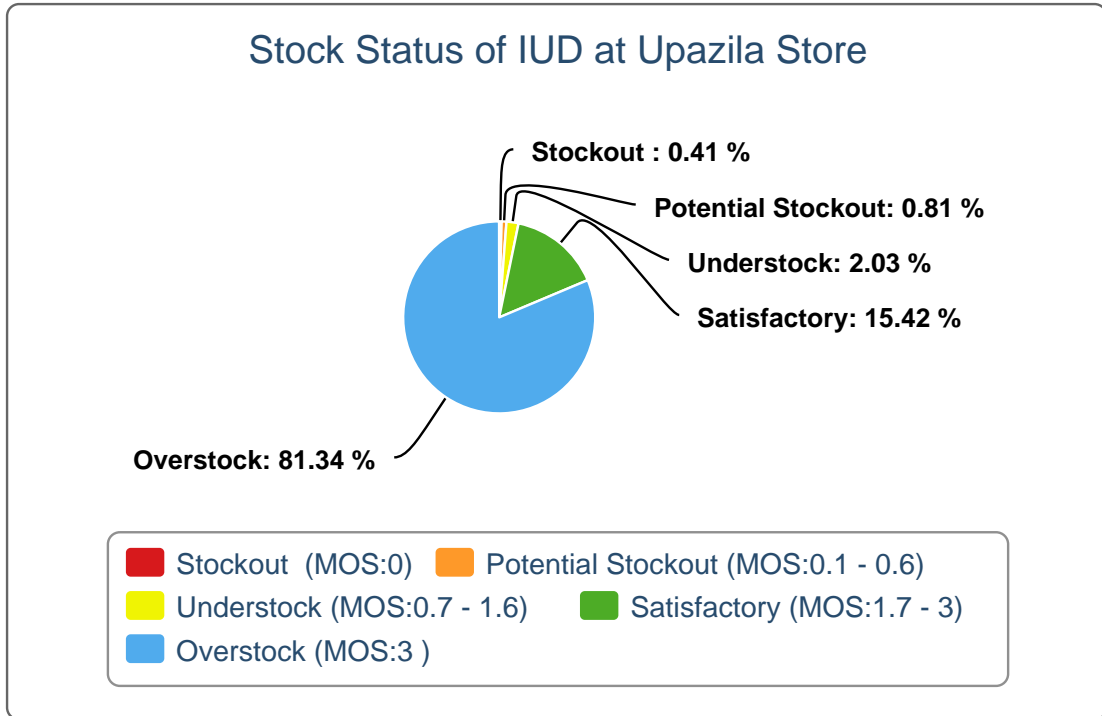
5(c).



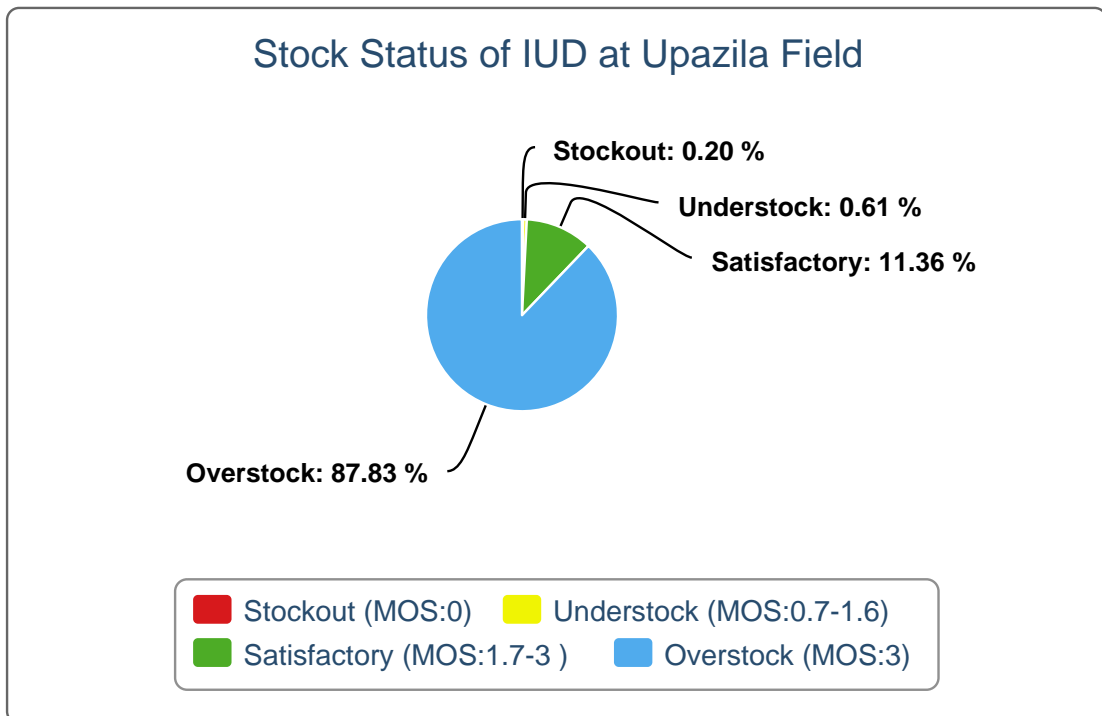
5(d).



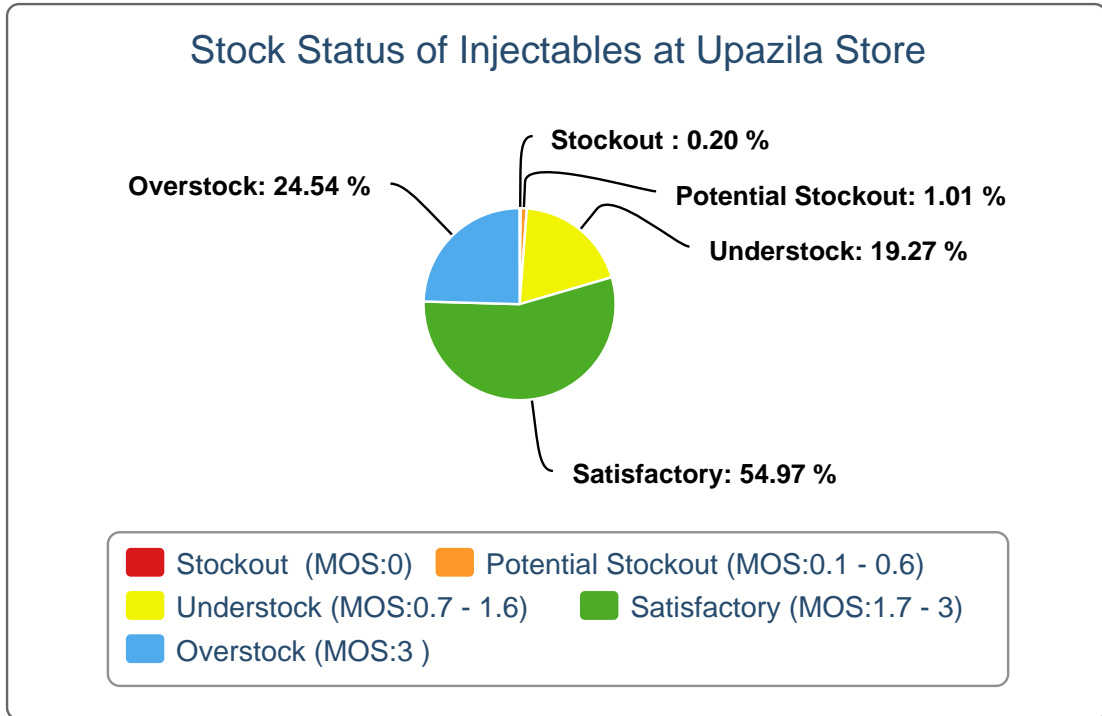
5(e).



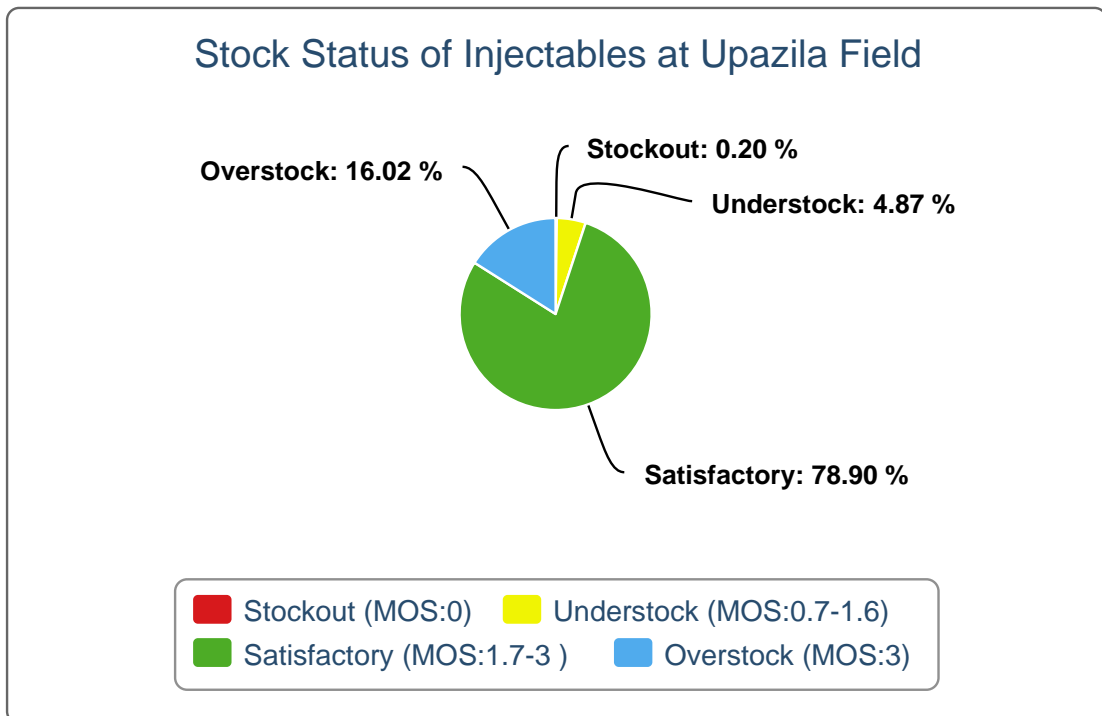
5(f).



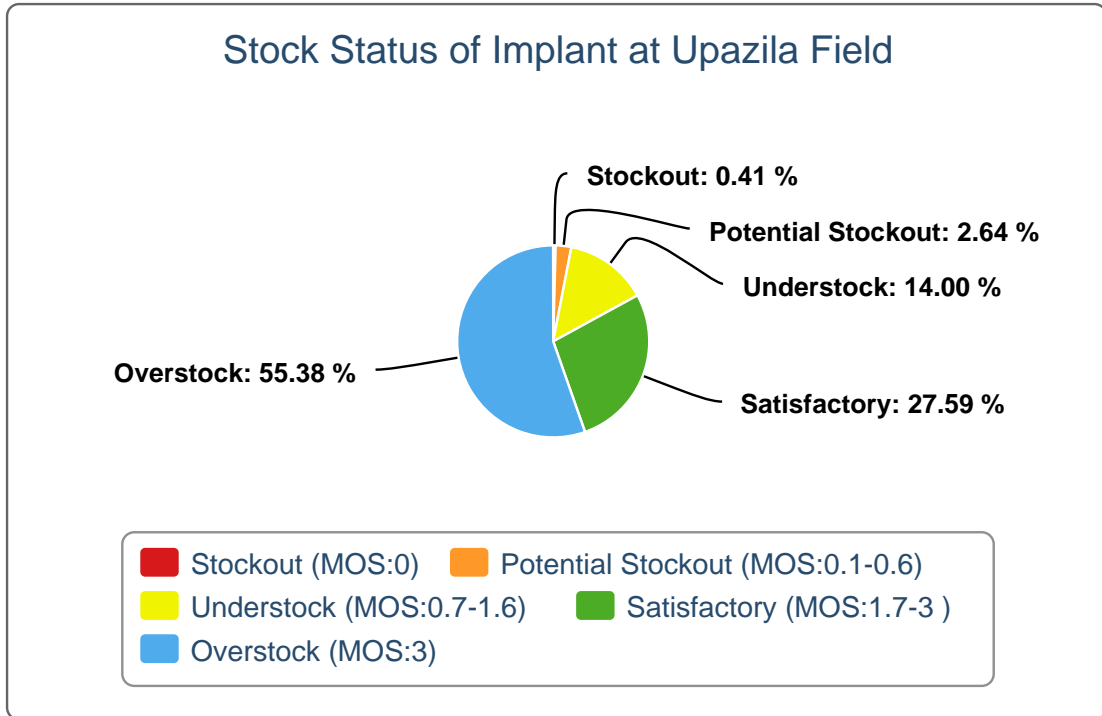
5(g).



5(h).



5(i).



6(a). Contraceptive Stock Status by Product at Regional Warehouses

SL	WH Name	Condom			Shukhi			IUD			Injectables			Implant		
		CBL	AMD	MOS	CBL	AMD	MOS	CBL	AMD	MOS	CBL	AMD	MOS	CBL	AMD	MOS
1	Bandarban RWH	133,200	36,111	3.7	78,720	22,411	3.5	1,025	105	9.8	15,000	3,012	5.0	1,750	156	11.2
2	Barishal RWH	3,070,400	247,367	12.4	344,640	190,295	1.8	5,700	486	11.7	60,700	26,013	2.3	22,400	909	24.6
3	Bhola RWH	1,368,000	41,341	33.1	533,760	46,311	11.5	2,350	134	17.5	42,000	27,021	1.6	2,100	300	7.0
4	Bogura RWH	746,800	474,844	1.6	4,374,240	320,972	13.6	12,150	398	30.5	2,792,000	28,922	96.5	11,600	1,903	6.1
5	Chattogram RWH	4,237,800	304,675	13.9	9,045,360	211,030	42.9	16,440	884	18.6	3,974,700	26,831	148.1	34,350	1,696	20.3
6	Cox's Bazar RWH	856,800	80,104	10.7	54,432	72,855	0.7	26,950	424	63.6	740,340	20,198	36.7	26,500	781	33.9
7	Cumilla RWH	428,400	444,760	1.0	477,600	351,275	1.4	7,400	946	7.8	261,000	56,982	4.6	3,400	1,993	1.7
8	Dhaka CWH	194,400	1,186,527	0.2	657,600	564,867	1.2	107,150	1,668	64.2	586,850	75,651	7.8	601,285	2,873	209.3
9	Dinajpur RWH	615,600	161,056	3.8	485,280	209,607	2.3	8,400	253	33.2	127,000	28,612	4.4	13,150	1,560	8.4
10	Faridpur RWH	309,600	398,260	0.8	726,720	306,291	2.4	7,850	558	14.1	97,000	28,414	3.4	28,000	1,512	18.5
11	Jamalpur RWH	1,051,200	301,182	3.5	514,560	223,883	2.3	5,950	183	32.5	119,000	22,698	5.2	13,400	717	18.7
12	Jashore RWH	219,600	425,298	0.5	502,080	271,046	1.9	6,550	258	25.4	126,300	32,905	3.8	19,700	910	21.6
13	Khulna RWH	1,138,800	499,717	2.3	13,244,570	345,760	38.3	11,900	353	33.7	3,685,500	31,383	117.4	20,300	1,120	18.1
14	Kushtia RWH	673,200	284,409	2.4	296,160	143,223	2.1	3,195	109	29.3	53,100	26,730	2.0	14,300	446	32.1
15	Mymensingh RWH	1,594,800	563,260	2.8	334,570	654,334	0.5	5,100	606	8.4	123,000	48,006	2.6	3,200	2,169	1.5
16	Noakhali RWH	97,200	208,650	0.5	0	126,928	0.0	2,750	725	3.8	0	36,570	0.0	5,700	1,307	4.4
17	Pabna RWH	273,600	448,766	0.6	371,040	265,087	1.4	2,700	654	4.1	116,000	35,861	3.2	18,000	752	23.9
18	Patuakhali RWH	864,000	109,255	7.9	1,245,120	137,418	9.1	4,600	254	18.1	91,100	21,130	4.3	11,750	890	13.2
19	Rajshahi RWH	684,000	586,986	1.2	485,280	243,824	2.0	10,995	212	51.9	57,600	26,404	2.2	3,200	959	3.3
20	Rangamati RWH	133,200	42,283	3.2	283,200	31,778	8.9	1,000	87	11.5	16,000	3,188	5.0	1,050	225	4.7
21	Rangpur RWH	903,600	389,074	2.3	819,840	565,392	1.5	4,925	943	5.2	189,000	86,493	2.2	23,100	2,416	9.6
22	Sylhet RWH	939,200	535,562	1.8	250,560	323,472	0.8	4,500	508	8.9	125,000	47,768	2.6	8,700	1,939	4.5
23	Tangail RWH	367,200	263,579	1.4	157,390	186,862	0.8	3,650	221	16.5	52,000	21,031	2.5	11,500	772	14.9

6(b). Contraceptive Stock Status by Product at Upazila

SL	Warehouse Name	Upazila Name	Condom			Shukhi			IUD			Injectables			Implant		
			CBL	AMD	MOS	CBL	AMD	MOS	CBL	AMD	MOS	CBL	AMD	MOS	CBL	AMD	MOS
1	Bandarban RWH	Alikadam	5,700	8,461	0.7	10,020	3,069	3.3	50	23	2.2	929	435	2.1	100	30	3.3
2	Bandarban RWH	Bandarban Sadar	13,903	4,006	3.5	18,771	3,862	4.9	164	22	7.5	1,350	521	2.6	50	28	1.8
3	Bandarban RWH	Lama	16,296	8,064	2.0	14,130	6,507	2.2	229	27	8.5	3,678	808	4.6	162	25	6.5
4	Bandarban RWH	Naikhongchhari	23,972	5,406	4.4	18,935	2,991	6.3	87	7	12.4	1,177	681	1.7	100	23	4.3
5	Bandarban RWH	Rowangchhari	21,824	2,375	9.2	12,620	2,199	5.7	116	5	23.2	735	220	3.3	134	18	7.4
6	Bandarban RWH	Ruma	15,948	4,633	3.4	7,592	1,851	4.1	93	8	11.6	347	179	1.9	77	14	5.5
7	Bandarban RWH	Thanchi	9,638	3,166	3.0	9,120	1,932	4.7	66	13	5.1	264	168	1.6	141	18	7.8
8	Barishal RWH	Agailjhara	49,200	6,371	7.7	22,313	7,983	2.8	241	10	24.1	5,220	669	7.8	50	26	1.9
9	Barishal RWH	Babuganj	248,400	5,787	42.9	30,710	6,347	4.8	78	18	4.3	1,786	530	3.4	100	41	2.4
10	Barishal RWH	Bakerganj	435,231	14,830	29.3	108,684	13,806	7.9	281	18	15.6	5,776	1,965	2.9	150	82	1.8
11	Barishal RWH	Banari Para	237,488	5,489	43.3	12,150	6,776	1.8	209	12	17.4	2,361	493	4.8	250	63	4.0
12	Barishal RWH	Barishal Sadar (kotwali)	37,020	35,511	1.0	15,295	15,189	1.0	55	92	0.6	9,506	3,716	2.6	355	109	3.3
13	Barishal RWH	Bhandaria	16,104	10,309	1.6	27,795	7,529	3.7	225	32	7.0	2,141	980	2.2	150	31	4.8
14	Barishal RWH	Gaurnadi	55,300	9,725	5.7	23,890	10,336	2.3	217	17	12.8	1,527	1,150	1.3	200	46	4.3
15	Barishal RWH	Hizla	14,204	7,638	1.9	22,110	4,646	4.8	80	8	10.0	62	1,103	0.1	200	16	12.5
16	Barishal RWH	Indurkani	115,784	6,284	18.4	29,639	5,658	5.2	126	10	12.6	2,441	768	3.2	350	19	18.4
17	Barishal RWH	Jhalokati Sadar	104,500	18,674	5.6	42,085	11,162	3.8	156	24	6.5	2,567	982	2.6	400	80	5.0
18	Barishal RWH	Kanthalia	70,367	4,047	17.4	48,965	4,042	12.1	214	9	23.8	2,765	610	4.5	100	29	3.4
19	Barishal RWH	Kawkhali	87,900	5,184	17.0	48,260	3,613	13.4	310	23	13.5	670	279	2.4	300	17	17.6
20	Barishal RWH	Mathbaria	42,562	15,801	2.7	20,685	16,876	1.2	111	43	2.6	1,511	1,751	0.9	100	46	2.2
21	Barishal RWH	Mehendiganj	38,136	11,274	3.4	26,567	9,497	2.8	234	14	16.7	9,520	2,534	3.8	200	27	7.4
22	Barishal RWH	Muladi	46,588	12,337	3.8	14,060	8,836	1.6	177	4	44.3	1,820	1,918	0.9	100	14	7.1
23	Barishal RWH	Nalchity	26,736	7,646	3.5	24,370	6,921	3.5	288	16	18.0	6,284	1,262	5.0	100	29	3.4
24	Barishal RWH	Nazirpur	45,636	16,092	2.8	15,975	10,538	1.5	160	37	4.3	2,660	1,302	2.0	150	39	3.8
25	Barishal RWH	Nesarabad (swarupkati)	16,116	24,796	0.6	5,205	14,183	0.4	201	47	4.3	3,328	1,465	2.3	300	53	5.7

SL	Warehouse Name	Upazila Name	Condom			Shukhi			IUD			Injectables			Implant		
			CBL	AMD	MOS	CBL	AMD	MOS	CBL	AMD	MOS	CBL	AMD	MOS	CBL	AMD	MOS
26	Barishal RWH	Pirojpur Sadar	19,632	11,512	1.7	25,510	8,574	3.0	280	27	10.4	1,999	971	2.1	150	51	2.9
27	Barishal RWH	Rajapur	32,920	6,186	5.3	28,590	5,420	5.3	150	5	30.0	693	595	1.2	50	21	2.4
28	Barishal RWH	Wazirpur	797,076	11,874	67.1	21,370	12,363	1.7	421	20	21.1	1,718	970	1.8	200	70	2.9
29	Bhola RWH	Bhola Sadar	17,265	10,034	1.7	52,085	10,222	5.1	120	46	2.6	5,834	5,508	1.1	310	91	3.4
30	Bhola RWH	Burhanuddin	13,188	2,612	5.0	20,760	5,259	3.9	34	20	1.7	5,707	1,169	4.9	300	33	9.1
31	Bhola RWH	Char Fasson	21,400	15,185	1.4	12,300	13,410	0.9	82	34	2.4	18,110	8,084	2.2	300	76	3.9
32	Bhola RWH	Daulat Khan	21,658	1,832	11.8	28,890	4,551	6.3	20	11	1.8	8,000	3,568	2.2	50	14	3.6
33	Bhola RWH	Lalmohan	15,848	6,822	2.3	38,145	7,061	5.4	60	14	4.3	10,662	5,204	2.0	400	34	11.8
34	Bhola RWH	Manpura	9,324	3,470	2.7	4,609	2,776	1.7	37	2	18.5	3,900	1,928	2.0	70	24	2.9
35	Bhola RWH	Tazumuddin	23,806	1,386	17.2	11,709	3,032	3.9	65	7	9.3	4,053	1,560	2.6	300	28	10.7
36	Bogura RWH	Adamdighi	36,000	7,312	4.9	250,295	4,521	55.4	89	12	7.4	494	203	2.4	100	44	2.3
37	Bogura RWH	Akkelpur	19,020	6,037	3.2	206,870	4,534	45.6	67	6	11.2	27	361	0.1	0	51	0.0
38	Bogura RWH	Atrai	41,840	14,590	2.9	37,855	10,919	3.5	63	6	10.5	639	541	1.2	50	33	1.5
39	Bogura RWH	Badalgachhi	21,142	9,042	2.3	18,240	10,430	1.7	26	9	2.9	1,700	1,033	1.6	200	80	2.5
40	Bogura RWH	Bogura Sadar	26,528	58,705	0.5	14,735	15,936	0.9	120	43	2.8	7,080	1,690	4.2	70	122	0.6
41	Bogura RWH	Dhamoirhat	40,210	8,340	4.8	112,860	7,584	14.9	27	10	2.7	2,304	621	3.7	150	31	4.8
42	Bogura RWH	Dhunat	49,656	33,347	1.5	69,490	19,128	3.6	10	11	0.9	2,241	2,049	1.1	50	57	0.9
43	Bogura RWH	Dhupchanchia	23,100	8,518	2.7	27,690	7,599	3.6	100	9	11.1	2,577	682	3.8	350	95	3.7
44	Bogura RWH	Gabtali	30,312	17,241	1.8	904,595	10,581	85.5	52	9	5.8	2,549	1,639	1.6	100	91	1.1
45	Bogura RWH	Ghoraghat	18,600	8,292	2.2	17,215	6,630	2.6	28	5	5.6	1,493	384	3.9	202	29	7.0
46	Bogura RWH	Hakimpur	32,536	5,888	5.5	46,240	3,108	14.9	59	2	29.5	736	188	3.9	100	26	3.8
47	Bogura RWH	Joypurhat Sadar	56,676	18,978	3.0	37,620	10,933	3.4	125	36	3.5	1,370	1,101	1.2	400	145	2.8
48	Bogura RWH	Kahaloo	27,888	17,269	1.6	12,045	11,130	1.1	64	6	10.7	1,173	885	1.3	50	119	0.4
49	Bogura RWH	Kalai	12,288	7,469	1.6	599,420	7,926	75.6	48	8	6.0	585	435	1.3	0	45	0.0
50	Bogura RWH	Khetlal	21,192	7,652	2.8	787,560	4,751	165.8	101	7	14.4	1,733	398	4.4	100	29	3.4

SL	Warehouse Name	Upazila Name	Condom			Shukhi			IUD			Injectables			Implant		
			CBL	AMD	MOS	CBL	AMD	MOS	CBL	AMD	MOS	CBL	AMD	MOS	CBL	AMD	MOS
51	Bogura RWH	Mahadebpur	29,796	15,390	1.9	617,915	15,565	39.7	5	6	0.8	1,017	835	1.2	250	49	5.1
52	Bogura RWH	Manda	32,290	22,268	1.5	3,945	25,601	0.2	130	52	2.5	2,347	1,941	1.2	100	66	1.5
53	Bogura RWH	Nandigram	19,000	8,965	2.1	18,040	9,750	1.9	60	3	20.0	350	336	1.0	50	39	1.3
54	Bogura RWH	Naogaon Sadar	52,892	20,434	2.6	37,710	12,148	3.1	60	25	2.4	3,698	1,282	2.9	400	64	6.3
55	Bogura RWH	Niamatpur	30,158	11,147	2.7	288,250	10,531	27.4	14	10	1.4	1,757	857	2.1	200	46	4.3
56	Bogura RWH	Panchbibi	44,000	14,834	3.0	22,814	7,337	3.1	52	5	10.4	809	927	0.9	330	59	5.6
57	Bogura RWH	Patnitala	41,748	11,927	3.5	305,795	11,381	26.9	35	6	5.8	2,552	766	3.3	250	57	4.4
58	Bogura RWH	Porsha	32,292	9,619	3.4	43,570	8,169	5.3	64	9	7.1	1,454	515	2.8	200	25	8.0
59	Bogura RWH	Raninagar	26,600	10,167	2.6	21,345	11,289	1.9	82	5	16.4	1,360	523	2.6	100	28	3.6
60	Bogura RWH	Sapahar	34,380	9,628	3.6	33,670	9,714	3.5	56	8	7.0	3,667	1,060	3.5	300	21	14.3
61	Bogura RWH	Sariakandi	21,384	13,534	1.6	586,375	8,388	69.9	92	18	5.1	1,308	1,130	1.2	200	109	1.8
62	Bogura RWH	Shajahanpur	13,668	41,546	0.3	11,530	11,865	1.0	54	12	4.5	1,607	957	1.7	50	101	0.5
63	Bogura RWH	Sherpur	33,000	29,153	1.1	87,660	17,356	5.1	60	15	4.0	1,406	1,531	0.9	100	82	1.2
64	Bogura RWH	Shibganj	32,100	18,888	1.7	233,110	17,146	13.6	95	11	8.6	4,600	3,288	1.4	100	63	1.6
65	Bogura RWH	Sonatola	15,640	8,664	1.8	192,775	9,022	21.4	90	34	2.6	1,243	764	1.6	100	97	1.0
66	Chattogram RWH	Anowara	34,800	9,028	3.9	112,550	8,567	13.1	85	13	6.5	1,280	655	2.0	250	45	5.6
67	Chattogram RWH	Banshkhali	8,364	12,611	0.7	18,300	8,693	2.1	178	12	14.8	2,485	1,434	1.7	0	94	0.0
68	Chattogram RWH	Boalkhali	150,393	7,363	20.4	31,217	6,106	5.1	152	26	5.8	683	483	1.4	250	59	4.2
69	Chattogram RWH	Chandanaish	52,800	6,465	8.2	40,645	7,150	5.7	133	26	5.1	3,355	807	4.2	350	43	8.1
70	Chattogram RWH	Dighinala	18,180	7,397	2.5	33,200	8,718	3.8	40	21	1.9	2,417	1,051	2.3	100	36	2.8
71	Chattogram RWH	Double Mooring	63,840	49,993	1.3	29,960	12,703	2.4	194	231	0.8	3,240	3,034	1.1	700	204	3.4
72	Chattogram RWH	Fatikchhari	58,200	13,757	4.2	35,655	12,165	2.9	144	12	12.0	4,675	1,926	2.4	550	161	3.4
73	Chattogram RWH	Guimara	21,792	1,104	19.7	16,795	2,881	5.8	165	5	33.0	534	203	2.6	250	21	11.9
74	Chattogram RWH	Hathazari	83,732	33,753	2.5	66,520	18,558	3.6	209	16	13.1	1,754	1,422	1.2	350	50	7.0
75	Chattogram RWH	Khagrachhari Sadar	22,944	2,833	8.1	31,095	5,374	5.8	106	33	3.2	897	443	2.0	200	28	7.1

SL	Warehouse Name	Upazila Name	Condom			Shukhi			IUD			Injectables			Implant		
			CBL	AMD	MOS	CBL	AMD	MOS	CBL	AMD	MOS	CBL	AMD	MOS	CBL	AMD	MOS
76	Chattogram RWH	Lakshmichhari	25,735	1,221	21.1	56,462	2,176	25.9	80	12	6.7	639	105	6.1	150	21	7.1
77	Chattogram RWH	Lohagara	59,532	5,076	11.7	276,740	6,125	45.2	146	16	9.1	5,082	1,100	4.6	300	35	8.6
78	Chattogram RWH	Mahalchhari	29,000	3,751	7.7	24,420	4,004	6.1	90	16	5.6	1,290	271	4.8	100	30	3.3
79	Chattogram RWH	Manikchhari	5,906	1,413	4.2	54,915	1,674	32.8	93	11	8.5	2,220	471	4.7	250	31	8.1
80	Chattogram RWH	Matiranga	42,500	8,081	5.3	30,965	6,209	5.0	67	26	2.6	3,776	858	4.4	200	47	4.3
81	Chattogram RWH	Mirsharai	37,456	11,481	3.3	33,707	11,834	2.8	92	44	2.1	3,365	1,750	1.9	200	50	4.0
82	Chattogram RWH	Panchhari	10,018	3,343	3.0	17,715	4,139	4.3	231	10	23.1	471	188	2.5	150	35	4.3
83	Chattogram RWH	Panchlaish	77,004	43,334	1.8	27,260	8,920	3.1	298	126	2.4	4,872	2,722	1.8	346	128	2.7
84	Chattogram RWH	Patiya	75,000	15,559	4.8	46,695	15,626	3.0	295	85	3.5	4,792	1,854	2.6	450	111	4.1
85	Chattogram RWH	Ramgarh	26,572	3,059	8.7	25,475	3,115	8.2	139	6	23.2	375	138	2.7	150	22	6.8
86	Chattogram RWH	Rangunia	79,884	13,539	5.9	42,375	12,230	3.5	290	28	10.4	5,676	1,438	3.9	500	105	4.8
87	Chattogram RWH	Raozan	68,064	13,628	5.0	47,510	11,194	4.2	219	49	4.5	4,710	1,245	3.8	300	115	2.6
88	Chattogram RWH	Sandwip	62,812	9,320	6.7	60,935	12,126	5.0	236	5	47.2	6,317	1,288	4.9	300	114	2.6
89	Chattogram RWH	Satkania	87,560	12,639	6.9	51,940	10,632	4.9	215	17	12.6	5,691	748	7.6	400	74	5.4
90	Chattogram RWH	Sitakunda	32,670	14,927	2.2	33,580	10,111	3.3	145	38	3.8	1,497	1,197	1.3	350	37	9.5
91	Cox's Bazar RWH	Chakaria	109,740	12,112	9.1	62,815	12,600	5.0	313	66	4.7	11,927	3,054	3.9	20	139	0.1
92	Cox's Bazar RWH	Cox's Bazar Sadar	129,864	12,742	10.2	208,612	12,771	16.3	364	54	6.7	12,834	3,206	4.0	265	92	2.9
93	Cox's Bazar RWH	Kutubdia	32,952	2,744	12.0	18,715	2,245	8.3	315	34	9.3	11,210	979	11.5	200	73	2.7
94	Cox's Bazar RWH	Maheshkhali	215,235	5,764	37.3	100,026	13,323	7.5	366	51	7.2	13,151	3,140	4.2	10	81	0.1
95	Cox's Bazar RWH	Pekua	128,700	7,362	17.5	149,600	7,367	20.3	203	32	6.3	12,059	2,835	4.3	300	60	5.0
96	Cox's Bazar RWH	Ramu	98,976	12,159	8.1	182,840	6,105	29.9	310	55	5.6	7,315	1,756	4.2	400	85	4.7
97	Cox's Bazar RWH	Teknaf	45,620	20,706	2.2	208,701	13,167	15.9	170	67	2.5	8,431	4,034	2.1	367	121	3.0
98	Cox's Bazar RWH	Ukhia	15,420	6,515	2.4	66,535	5,277	12.6	195	65	3.0	2,586	1,194	2.2	450	130	3.5
99	Cumilla RWH	Akhaura	14,700	5,865	2.5	12,981	4,724	2.7	178	8	22.3	1,985	700	2.8	50	18	2.8
100	Cumilla RWH	Ashuganj	61,316	11,265	5.4	10,600	6,910	1.5	148	13	11.4	1,208	837	1.4	200	41	4.9

SL	Warehouse Name	Upazila Name	Condom			Shukhi			IUD			Injectables			Implant		
			CBL	AMD	MOS	CBL	AMD	MOS	CBL	AMD	MOS	CBL	AMD	MOS	CBL	AMD	MOS
101	Cumilla RWH	Banchharampur	81,298	14,266	5.7	25,880	9,771	2.6	215	32	6.7	3,812	1,540	2.5	100	100	1.0
102	Cumilla RWH	Barura	36,120	12,693	2.8	15,590	12,635	1.2	199	32	6.2	4,857	2,784	1.7	100	43	2.3
103	Cumilla RWH	Bijoy Nagar	83,208	8,572	9.7	36,431	8,115	4.5	145	10	14.5	1,709	1,203	1.4	100	31	3.2
104	Cumilla RWH	Brahman Para	55,956	7,029	8.0	23,890	6,718	3.6	175	19	9.2	3,899	706	5.5	210	49	4.3
105	Cumilla RWH	Brahmanbaria Sadar	66,200	19,659	3.4	59,685	10,516	5.7	238	54	4.4	2,277	1,890	1.2	50	86	0.6
106	Cumilla RWH	Burichang	45,578	22,219	2.1	14,505	16,505	0.9	181	37	4.9	3,431	1,686	2.0	400	63	6.3
107	Cumilla RWH	Chandina	46,992	12,355	3.8	23,208	15,036	1.5	208	23	9.0	5,532	2,513	2.2	200	28	7.1
108	Cumilla RWH	Chandpur Sadar	52,200	13,448	3.9	32,685	12,730	2.6	331	88	3.8	6,593	2,396	2.8	250	93	2.7
109	Cumilla RWH	Chaudagram	68,444	15,773	4.3	16,270	15,520	1.0	326	19	17.2	5,448	3,360	1.6	100	35	2.9
110	Cumilla RWH	Cumilla Adarsha Sadar	108,676	44,623	2.4	49,795	15,832	3.1	137	67	2.0	8,145	2,435	3.3	180	119	1.5
111	Cumilla RWH	Cumilla Sadar Dakshin	55,356	10,278	5.4	5,075	10,139	0.5	127	17	7.5	2,859	1,771	1.6	140	45	3.1
112	Cumilla RWH	Daudkandi	56,628	11,424	5.0	36,883	11,407	3.2	189	52	3.6	4,492	1,770	2.5	250	30	8.3
113	Cumilla RWH	Debidwar	93,000	14,968	6.2	22,405	15,323	1.5	385	21	18.3	3,968	2,666	1.5	200	42	4.8
114	Cumilla RWH	Faridganj	79,000	12,934	6.1	33,335	13,466	2.5	260	61	4.3	1,570	2,325	0.7	100	137	0.7
115	Cumilla RWH	Haim Char	17,000	3,424	5.0	6,170	4,921	1.3	147	15	9.8	1,666	397	4.2	100	25	4.0
116	Cumilla RWH	Hajiganj	47,700	5,970	8.0	37,990	10,141	3.7	220	38	5.8	4,379	1,869	2.3	150	49	3.1
117	Cumilla RWH	Homna	66,888	15,352	4.4	30,190	9,414	3.2	104	20	5.2	3,829	988	3.9	150	37	4.1
118	Cumilla RWH	Kachua	44,884	10,736	4.2	24,095	11,999	2.0	193	45	4.3	4,183	2,936	1.4	100	54	1.9
119	Cumilla RWH	Kasba	38,800	17,676	2.2	14,470	12,674	1.1	95	30	3.2	2,167	1,082	2.0	50	131	0.4
120	Cumilla RWH	Laksam	44,000	8,146	5.4	32,675	6,749	4.8	127	23	5.5	3,669	1,302	2.8	250	34	7.4
121	Cumilla RWH	Lalmai	6,912	3,859	1.8	5,888	5,766	1.0	136	5	27.2	2,256	782	2.9	150	20	7.5
122	Cumilla RWH	Manoharganj	42,600	10,218	4.2	34,645	8,959	3.9	113	7	16.1	2,943	1,229	2.4	100	30	3.3
123	Cumilla RWH	Matlab Dakshin	52,176	6,654	7.8	30,852	6,816	4.5	190	15	12.7	3,220	1,582	2.0	200	49	4.1
124	Cumilla RWH	Matlab Uttar	73,000	9,762	7.5	23,920	10,358	2.3	160	53	3.0	5,996	1,064	5.6	50	79	0.6
125	Cumilla RWH	Meghna	47,712	6,524	7.3	18,330	4,625	4.0	186	11	16.9	3,318	786	4.2	200	52	3.8

SL	Warehouse Name	Upazila Name	Condom			Shukhi			IUD			Injectables			Implant		
			CBL	AMD	MOS	CBL	AMD	MOS	CBL	AMD	MOS	CBL	AMD	MOS	CBL	AMD	MOS
126	Cumilla RWH	Muradnagar	126,000	27,274	4.6	18,070	17,210	1.0	85	26	3.3	4,300	2,620	1.6	350	154	2.3
127	Cumilla RWH	Nabinagar	97,145	16,969	5.7	37,020	11,707	3.2	121	24	5.0	4,196	1,539	2.7	250	76	3.3
128	Cumilla RWH	Nangalkot	59,700	15,114	3.9	25,691	8,363	3.1	175	15	11.7	4,026	1,935	2.1	200	77	2.6
129	Cumilla RWH	Nasirnagar	51,352	9,601	5.3	27,590	12,841	2.1	180	11	16.4	3,116	1,110	2.8	450	61	7.4
130	Cumilla RWH	Sarail	64,600	19,771	3.3	33,035	10,458	3.2	170	6	28.3	4,990	1,489	3.4	200	49	4.1
131	Cumilla RWH	Shahrasti	27,800	4,932	5.6	30,125	7,161	4.2	199	24	8.3	3,166	1,932	1.6	150	38	3.9
132	Cumilla RWH	Titas	34,692	15,407	2.3	24,215	5,766	4.2	164	25	6.6	3,152	1,758	1.8	300	18	16.7
133	Dhaka CWH	Araihazar	27,656	15,088	1.8	4,080	20,553	0.2	66	33	2.0	4,038	2,116	1.9	300	95	3.2
134	Dhaka CWH	Bandar	68,789	31,615	2.2	38,666	13,285	2.9	34	16	2.1	2,982	1,917	1.6	600	46	13.0
135	Dhaka CWH	Belabo	17,832	9,259	1.9	25,755	7,837	3.3	77	10	7.7	2,054	956	2.1	700	35	20.0
136	Dhaka CWH	Daulatpur	22,932	9,994	2.3	25,760	8,355	3.1	44	5	8.8	1,947	973	2.0	605	63	9.6
137	Dhaka CWH	Dhamrai	53,004	25,385	2.1	16,480	17,986	0.9	378	121	3.1	2,302	1,526	1.5	300	72	4.2
138	Dhaka CWH	Dohar	25,552	13,158	1.9	27,590	6,742	4.1	55	7	7.9	1,375	693	2.0	600	26	23.1
139	Dhaka CWH	Gazaria	15,400	8,869	1.7	8,130	6,253	1.3	103	13	7.9	1,145	725	1.6	301	19	15.8
140	Dhaka CWH	Gazipur Sadar	30,768	49,986	0.6	28,600	15,701	1.8	140	41	3.4	3,704	1,920	1.9	750	65	11.5
141	Dhaka CWH	Ghior	19,656	8,923	2.2	50,050	5,796	8.6	28	7	4.0	1,100	517	2.1	800	28	28.6
142	Dhaka CWH	Harirampur	27,192	13,663	2.0	72,140	4,757	15.2	80	3	26.7	717	362	2.0	973	36	27.0
143	Dhaka CWH	Kaliakair	49,333	25,504	1.9	14,608	16,171	0.9	111	39	2.8	1,653	881	1.9	700	39	17.9
144	Dhaka CWH	Kaliganj	61,880	31,873	1.9	29,440	12,109	2.4	63	13	4.8	1,805	1,663	1.1	750	25	30.0
145	Dhaka CWH	Kapasia	40,980	23,472	1.7	21,390	16,438	1.3	83	5	16.6	1,376	713	1.9	600	71	8.5
146	Dhaka CWH	Keraniganj	76,300	37,534	2.0	53,620	15,965	3.4	185	84	2.2	5,694	2,760	2.1	500	95	5.3
147	Dhaka CWH	Lohajang	19,428	10,828	1.8	24,518	6,626	3.7	92	4	23.0	1,099	539	2.0	900	30	30.0
148	Dhaka CWH	Manikganj Sadar	43,200	25,382	1.7	50,400	9,308	5.4	277	15	18.5	1,652	804	2.1	600	114	5.3
149	Dhaka CWH	Manohardi	23,900	13,183	1.8	74,860	7,703	9.7	81	22	3.7	3,804	1,849	2.1	800	24	33.3
150	Dhaka CWH	Mirpur	6,900	148,996	0.0	55,467	25,258	2.2	910	283	3.2	14,844	8,105	1.8	600	404	1.5

SL	Warehouse Name	Upazila Name	Condom			Shukhi			IUD			Injectables			Implant		
			CBL	AMD	MOS	CBL	AMD	MOS	CBL	AMD	MOS	CBL	AMD	MOS	CBL	AMD	MOS
151	Dhaka CWH	Munshiganj Sadar	53,256	27,982	1.9	24,280	14,611	1.7	84	17	4.9	3,053	1,498	2.0	800	29	27.6
152	Dhaka CWH	Narayanganj Sadar	121,347	74,706	1.6	46,169	39,040	1.2	72	26	2.8	13,251	6,822	1.9	1,350	95	14.2
153	Dhaka CWH	Narsingdi Sadar	94,514	44,525	2.1	40,202	41,838	1.0	179	89	2.0	13,886	6,278	2.2	1,550	79	19.6
154	Dhaka CWH	Nawabganj	30,235	14,348	2.1	31,770	7,507	4.2	89	16	5.6	1,069	624	1.7	600	40	15.0
155	Dhaka CWH	Palash	23,100	12,694	1.8	8,815	9,496	0.9	104	8	13.0	2,045	870	2.4	300	31	9.7
156	Dhaka CWH	Roypura	84,600	40,501	2.1	95,345	19,988	4.8	75	46	1.6	7,216	3,459	2.1	1,300	74	17.6
157	Dhaka CWH	Rupganj	64,024	34,811	1.8	20,918	30,808	0.7	279	33	8.5	5,833	2,837	2.1	600	68	8.8
158	Dhaka CWH	Saturia	26,000	12,375	2.1	8,435	7,888	1.1	74	22	3.4	1,196	558	2.1	600	53	11.3
159	Dhaka CWH	Savar	194,500	73,685	2.6	25,025	21,108	1.2	200	77	2.6	6,978	3,203	2.2	1,500	69	21.7
160	Dhaka CWH	Serajdikhan	27,680	16,145	1.7	27,440	12,464	2.2	69	23	3.0	1,581	842	1.9	600	47	12.8
161	Dhaka CWH	Shibalaya	31,200	11,552	2.7	18,720	7,547	2.5	52	10	5.2	2,400	848	2.8	650	38	17.1
162	Dhaka CWH	Shibpur	35,636	17,617	2.0	42,810	11,913	3.6	35	8	4.4	3,149	1,626	1.9	600	32	18.8
163	Dhaka CWH	Singair	35,660	21,712	1.6	59,680	10,854	5.5	93	15	6.2	1,281	644	2.0	800	50	16.0
164	Dhaka CWH	Sonargaon	47,513	25,445	1.9	37,124	19,755	1.9	91	19	4.8	5,256	2,770	1.9	700	50	14.0
165	Dhaka CWH	Sreenagar	27,412	13,740	2.0	89,440	8,038	11.1	122	17	7.2	1,477	663	2.2	600	34	17.6
166	Dhaka CWH	Sreepur	305,460	24,787	12.3	132,920	17,636	7.5	110	24	4.6	2,533	1,260	2.0	600	82	7.3
167	Dhaka CWH	Tejgaon	358,400	180,146	2.0	233,760	52,162	4.5	865	452	1.9	22,275	10,682	2.1	940	661	1.4
168	Dhaka CWH	Tongi	50,800	26,446	1.9	25,515	8,153	3.1	126	37	3.4	972	718	1.4	900	39	23.1
169	Dhaka CWH	Tongibari	21,960	10,598	2.1	30,220	7,218	4.2	65	8	8.1	590	430	1.4	600	15	40.0
170	Dinajpur RWH	Atwari	15,022	2,403	6.3	24,350	4,902	5.0	127	3	42.3	1,500	638	2.4	0	21	0.0
171	Dinajpur RWH	Baliadangi	20,500	2,666	7.7	31,585	5,646	5.6	128	5	25.6	4,403	1,483	3.0	150	26	5.8
172	Dinajpur RWH	Biral	29,726	7,617	3.9	44,360	10,727	4.1	182	6	30.3	3,936	865	4.6	310	68	4.6
173	Dinajpur RWH	Birampur	24,300	4,657	5.2	24,930	4,417	5.6	112	12	9.3	897	291	3.1	50	45	1.1
174	Dinajpur RWH	Birganj	23,700	9,566	2.5	55,200	16,167	3.4	103	5	20.6	4,579	1,786	2.6	50	131	0.4
175	Dinajpur RWH	Bochaganj	23,020	4,910	4.7	29,835	7,514	4.0	180	18	10.0	1,915	649	3.0	200	58	3.4

SL	Warehouse Name	Upazila Name	Condom			Shukhi			IUD			Injectables			Implant		
			CBL	AMD	MOS	CBL	AMD	MOS	CBL	AMD	MOS	CBL	AMD	MOS	CBL	AMD	MOS
176	Dinajpur RWH	Boda	19,700	6,384	3.1	27,600	13,970	2.0	131	6	21.8	4,188	1,930	2.2	200	83	2.4
177	Dinajpur RWH	Chirirbandar	15,989	7,815	2.0	57,966	10,101	5.7	122	4	30.5	2,741	1,330	2.1	0	119	0.0
178	Dinajpur RWH	Debiganj	28,500	6,885	4.1	52,480	13,544	3.9	254	20	12.7	5,396	2,500	2.2	50	52	1.0
179	Dinajpur RWH	Dinajpur Sadar	46,500	23,362	2.0	26,920	11,580	2.3	256	30	8.5	4,547	2,245	2.0	20	212	0.1
180	Dinajpur RWH	Fulbari	20,292	7,896	2.6	27,830	6,932	4.0	155	21	7.4	1,992	384	5.2	50	51	1.0
181	Dinajpur RWH	Haripur	12,100	2,668	4.5	14,463	6,130	2.4	46	5	9.2	1,599	411	3.9	2	13	0.2
182	Dinajpur RWH	Kaharole	18,000	3,008	6.0	10,320	9,475	1.1	155	11	14.1	2,180	595	3.7	50	74	0.7
183	Dinajpur RWH	Khansama	24,900	3,764	6.6	8,640	10,982	0.8	216	9	24.0	3,000	1,527	2.0	100	89	1.1
184	Dinajpur RWH	Nawabganj	23,000	10,128	2.3	44,640	9,182	4.9	146	4	36.5	3,605	1,214	3.0	200	56	3.6
185	Dinajpur RWH	Panchagarh Sadar	20,600	7,989	2.6	16,950	10,407	1.6	148	14	10.6	4,140	1,917	2.2	50	40	1.3
186	Dinajpur RWH	Parbatipur	37,560	19,474	1.9	33,960	11,661	2.9	264	20	13.2	4,287	1,668	2.6	50	90	0.6
187	Dinajpur RWH	Pirganj	12,000	5,752	2.1	38,188	10,537	3.6	75	23	3.3	1,355	867	1.6	100	67	1.5
188	Dinajpur RWH	Ranisankail	18,380	4,278	4.3	17,900	10,944	1.6	162	5	32.4	1,232	930	1.3	200	52	3.8
189	Dinajpur RWH	Tentulia	12,768	4,245	3.0	15,840	5,098	3.1	72	14	5.1	1,948	442	4.4	150	40	3.8
190	Dinajpur RWH	Thakurgaon Sadar	37,800	15,589	2.4	46,925	19,691	2.4	200	18	11.1	9,857	4,940	2.0	10	173	0.1
191	Faridpur RWH	Alfadanga	62,636	6,386	9.8	16,560	3,541	4.7	64	3	21.3	1,921	512	3.8	200	46	4.3
192	Faridpur RWH	Baliakandi	211,488	8,848	23.9	27,557	9,743	2.8	116	15	7.7	2,026	635	3.2	300	36	8.3
193	Faridpur RWH	Bhanga	117,200	22,860	5.1	63,217	14,021	4.5	95	56	1.7	4,549	822	5.5	400	105	3.8
194	Faridpur RWH	Bhedarganj	32,932	6,770	4.9	29,790	7,895	3.8	235	17	13.8	2,485	1,442	1.7	100	24	4.2
195	Faridpur RWH	Boalmari	44,564	11,895	3.7	30,510	10,003	3.1	32	10	3.2	3,754	956	3.9	200	60	3.3
196	Faridpur RWH	Char Bhadrasan	22,126	6,364	3.5	8,955	2,953	3.0	39	6	6.5	1,105	137	8.1	100	24	4.2
197	Faridpur RWH	Damudya	25,656	4,122	6.2	13,495	2,855	4.7	97	12	8.1	919	272	3.4	50	10	5.0
198	Faridpur RWH	Faridpur Sadar	85,308	39,893	2.1	38,555	19,035	2.0	0	20	0.0	7,049	3,020	2.3	233	34	6.9
199	Faridpur RWH	Goalanda	295,056	5,756	51.3	26,075	3,841	6.8	61	6	10.2	2,327	650	3.6	100	46	2.2
200	Faridpur RWH	Gopalganj Sadar	79,606	30,391	2.6	46,885	15,429	3.0	266	27	9.9	3,649	1,157	3.2	300	118	2.5

SL	Warehouse Name	Upazila Name	Condom			Shukhi			IUD			Injectables			Implant		
			CBL	AMD	MOS	CBL	AMD	MOS	CBL	AMD	MOS	CBL	AMD	MOS	CBL	AMD	MOS
201	Faridpur RWH	Gosairhat	214,560	8,243	26.0	32,090	6,836	4.7	59	16	3.7	2,623	818	3.2	100	20	5.0
202	Faridpur RWH	Kalkini	59,100	17,826	3.3	52,770	14,111	3.7	179	22	8.1	3,809	1,358	2.8	300	51	5.9
203	Faridpur RWH	Kalukhali	47,000	7,748	6.1	39,040	7,972	4.9	205	6	34.2	1,720	450	3.8	0	37	0.0
204	Faridpur RWH	Kashiani	46,740	15,237	3.1	27,580	9,825	2.8	25	9	2.8	1,298	750	1.7	100	52	1.9
205	Faridpur RWH	Kotalipara	42,900	11,672	3.7	57,625	16,646	3.5	56	4	14.0	2,957	744	4.0	100	56	1.8
206	Faridpur RWH	Madaripur Sadar	41,656	16,261	2.6	58,820	20,548	2.9	277	39	7.1	6,602	3,252	2.0	350	53	6.6
207	Faridpur RWH	Madhukhali	230,424	10,168	22.7	42,380	11,158	3.8	288	40	7.2	1,608	1,029	1.6	300	50	6.0
208	Faridpur RWH	Muksudpur	73,536	22,597	3.3	63,810	24,959	2.6	31	14	2.2	5,321	1,875	2.8	100	56	1.8
209	Faridpur RWH	Nagarkanda	60,408	13,901	4.3	37,415	10,040	3.7	203	18	11.3	1,866	465	4.0	50	21	2.4
210	Faridpur RWH	Naria	211,379	9,470	22.3	34,415	9,942	3.5	64	8	8.0	2,115	575	3.7	150	41	3.7
211	Faridpur RWH	Pangsha	103,100	14,330	7.2	35,200	11,245	3.1	102	17	6.0	4,102	1,051	3.9	300	80	3.8
212	Faridpur RWH	Rajbari Sadar	53,600	22,533	2.4	55,455	12,067	4.6	409	86	4.8	4,966	1,336	3.7	500	170	2.9
213	Faridpur RWH	Rajoir	26,916	9,815	2.7	31,837	11,385	2.8	53	5	10.6	1,980	878	2.3	200	39	5.1
214	Faridpur RWH	Sadarpur	125,783	17,612	7.1	21,100	7,395	2.9	64	5	12.8	1,633	569	2.9	100	33	3.0
215	Faridpur RWH	Saltha	52,284	10,413	5.0	31,560	8,428	3.7	35	14	2.5	2,197	492	4.5	300	50	6.0
216	Faridpur RWH	Shariatpur Sadar	29,116	8,438	3.5	23,670	6,897	3.4	305	47	6.5	2,473	596	4.1	100	75	1.3
217	Faridpur RWH	Shib Char	28,336	17,130	1.7	41,765	14,498	2.9	48	17	2.8	5,171	1,382	3.7	300	51	5.9
218	Faridpur RWH	Tungipara	26,044	9,413	2.8	16,155	5,693	2.8	95	4	23.8	930	450	2.1	100	50	2.0
219	Faridpur RWH	Zanjira	127,569	12,168	10.5	29,856	7,330	4.1	332	15	22.1	985	741	1.3	350	24	14.6
220	Jamalpur RWH	Bakshiganj	23,508	11,956	2.0	19,155	12,626	1.5	52	2	26.0	1,453	786	1.8	150	41	3.7
221	Jamalpur RWH	Char Rajibpur	29,700	13,139	2.3	20,020	3,058	6.5	56	2	28.0	1,891	800	2.4	150	30	5.0
222	Jamalpur RWH	Dewanganj	38,180	21,997	1.7	42,240	11,761	3.6	36	6	6.0	3,275	1,969	1.7	300	62	4.8
223	Jamalpur RWH	Islampur	55,672	32,346	1.7	67,120	19,465	3.4	95	23	4.1	2,596	1,475	1.8	200	41	4.9
224	Jamalpur RWH	Jamalpur Sadar	64,800	50,323	1.3	53,600	40,643	1.3	230	38	6.1	9,950	4,462	2.2	300	90	3.3
225	Jamalpur RWH	Jhenaigati	28,975	12,536	2.3	26,160	13,959	1.9	25	4	6.3	3,056	1,612	1.9	150	30	5.0

SL	Warehouse Name	Upazila Name	Condom			Shukhi			IUD			Injectables			Implant		
			CBL	AMD	MOS	CBL	AMD	MOS	CBL	AMD	MOS	CBL	AMD	MOS	CBL	AMD	MOS
226	Jamalpur RWH	Madarganj	27,810	11,526	2.4	40,800	10,965	3.7	120	10	12.0	1,600	574	2.8	200	68	2.9
227	Jamalpur RWH	Melandaha	27,900	18,248	1.5	29,040	17,373	1.7	80	23	3.5	2,350	1,252	1.9	150	54	2.8
228	Jamalpur RWH	Nakla	24,296	13,152	1.8	48,330	10,773	4.5	61	7	8.7	2,861	1,151	2.5	50	55	0.9
229	Jamalpur RWH	Nalitabari	32,748	16,946	1.9	38,550	14,399	2.7	92	9	10.2	3,180	1,267	2.5	200	44	4.5
230	Jamalpur RWH	Raumari	39,900	18,414	2.2	15,840	8,991	1.8	59	12	4.9	3,032	1,262	2.4	200	34	5.9
231	Jamalpur RWH	Sarishabari	71,700	33,169	2.2	53,280	19,289	2.8	121	28	4.3	2,490	1,441	1.7	50	38	1.3
232	Jamalpur RWH	Sherpur Sadar	46,400	29,583	1.6	47,630	25,410	1.9	101	15	6.7	5,440	3,890	1.4	400	76	5.3
233	Jamalpur RWH	Sreebardi	32,138	17,847	1.8	50,264	15,171	3.3	50	4	12.5	1,780	757	2.4	50	54	0.9
234	Jashore RWH	Abhaynagar	38,196	18,089	2.1	10,835	9,615	1.1	178	7	25.4	2,105	1,459	1.4	100	37	2.7
235	Jashore RWH	Bagher Para	18,860	13,364	1.4	22,890	8,615	2.7	101	7	14.4	1,370	999	1.4	100	32	3.1
236	Jashore RWH	Chaugachha	38,600	20,204	1.9	7,290	10,579	0.7	47	5	9.4	851	752	1.1	100	45	2.2
237	Jashore RWH	Harinakunda	17,124	10,323	1.7	36,235	11,220	3.2	65	7	9.3	1,312	737	1.8	100	51	2.0
238	Jashore RWH	Jashore Sadar	92,860	66,078	1.4	87,789	31,632	2.8	15	29	0.5	3,070	3,174	1.0	220	96	2.3
239	Jashore RWH	Jhenaidah Sadar	36,855	20,793	1.8	32,515	14,279	2.3	166	36	4.6	3,025	1,486	2.0	0	64	0.0
240	Jashore RWH	Jhikargachha	39,300	19,074	2.1	39,160	9,460	4.1	110	7	15.7	1,200	1,164	1.0	50	25	2.0
241	Jashore RWH	Kalia	40,608	18,438	2.2	40,335	12,500	3.2	310	13	23.8	1,095	821	1.3	200	71	2.8
242	Jashore RWH	Kaliganj	29,888	17,865	1.7	42,615	12,471	3.4	76	5	15.2	697	776	0.9	250	46	5.4
243	Jashore RWH	Keshabpur	26,800	13,765	1.9	25,770	9,091	2.8	290	4	72.5	2,335	1,730	1.3	250	29	8.6
244	Jashore RWH	Kotchandpur	14,500	6,436	2.3	35,225	4,596	7.7	50	3	16.7	650	464	1.4	350	20	17.5
245	Jashore RWH	Lohagara	33,400	17,600	1.9	56,205	10,213	5.5	172	7	24.6	2,640	1,679	1.6	350	29	12.1
246	Jashore RWH	Magura Sadar	53,868	25,145	2.1	33,330	22,542	1.5	193	63	3.1	4,544	2,505	1.8	600	108	5.6
247	Jashore RWH	Maheshpur	42,050	13,044	3.2	46,288	9,270	5.0	219	13	16.8	6,565	2,092	3.1	300	24	12.5
248	Jashore RWH	Manirampur	64,500	33,893	1.9	32,855	22,223	1.5	181	4	45.3	5,651	5,002	1.1	200	36	5.6
249	Jashore RWH	Mohammadpur	13,980	8,279	1.7	38,900	9,420	4.1	270	6	45.0	1,005	774	1.3	150	21	7.1
250	Jashore RWH	Narail Sadar	44,878	22,890	2.0	17,410	16,560	1.1	179	14	12.8	2,140	1,802	1.2	150	29	5.2

SL	Warehouse Name	Upazila Name	Condom			Shukhi			IUD			Injectables			Implant		
			CBL	AMD	MOS	CBL	AMD	MOS	CBL	AMD	MOS	CBL	AMD	MOS	CBL	AMD	MOS
251	Jashore RWH	Shailkupa	43,728	19,806	2.2	36,365	14,977	2.4	344	8	43.0	1,709	1,497	1.1	300	51	5.9
252	Jashore RWH	Shalikha	13,248	8,303	1.6	46,650	9,109	5.1	110	5	22.0	799	609	1.3	100	29	3.4
253	Jashore RWH	Sharsha	74,232	42,047	1.8	14,250	13,865	1.0	117	8	14.6	4,386	2,712	1.6	250	30	8.3
254	Jashore RWH	Sreepur	55,464	9,862	5.6	15,670	8,809	1.8	91	7	13.0	630	671	0.9	300	37	8.1
255	Khulna RWH	Assasuni	46,800	13,819	3.4	64,000	21,387	3.0	55	4	13.8	2,435	1,366	1.8	350	38	9.2
256	Khulna RWH	Bagerhat Sadar	54,156	16,681	3.2	58,125	12,815	4.5	69	7	9.9	4,082	1,068	3.8	385	53	7.3
257	Khulna RWH	Batiaghata	156,300	13,861	11.3	123,730	10,438	11.9	25	7	3.6	650	674	1.0	150	38	3.9
258	Khulna RWH	Chitalmari	65,700	17,135	3.8	234,595	11,126	21.1	39	5	7.8	2,247	1,416	1.6	450	30	15.0
259	Khulna RWH	Dacope	42,300	6,984	6.1	386,805	7,848	49.3	27	19	1.4	1,597	489	3.3	250	90	2.8
260	Khulna RWH	Daulatpur	142,900	44,352	3.2	174,529	21,798	8.0	55	11	5.0	9,600	3,389	2.8	200	36	5.6
261	Khulna RWH	Debhata	30,900	15,603	2.0	41,655	9,719	4.3	70	3	23.3	884	435	2.0	200	15	13.3
262	Khulna RWH	Dumuria	150,000	26,799	5.6	305,695	24,562	12.4	91	24	3.8	5,324	2,198	2.4	400	98	4.1
263	Khulna RWH	Fakirhat	32,300	8,871	3.6	138,320	6,960	19.9	49	4	12.3	652	435	1.5	600	24	25.0
264	Khulna RWH	Kachua	16,632	6,180	2.7	36,110	5,232	6.9	20	8	2.5	365	479	0.8	50	21	2.4
265	Khulna RWH	Kalaroa	93,180	23,945	3.9	259,120	8,154	31.8	80	3	26.7	1,993	1,025	1.9	200	19	10.5
266	Khulna RWH	Kaliganj	45,900	29,225	1.6	74,655	22,459	3.3	106	5	21.2	1,734	1,494	1.2	200	45	4.4
267	Khulna RWH	Khulna Sadar	681,200	62,482	10.9	698,070	13,911	50.2	278	73	3.8	2,203	2,943	0.7	350	30	11.7
268	Khulna RWH	Koyra	755,040	13,187	57.3	90,200	17,554	5.1	72	12	6.0	1,831	631	2.9	400	75	5.3
269	Khulna RWH	Mollahat	48,597	8,260	5.9	174,925	9,370	18.7	26	2	13.0	391	435	0.9	0	36	0.0
270	Khulna RWH	Mongla	56,216	11,907	4.7	74,278	8,661	8.6	52	7	7.4	2,597	1,044	2.5	550	28	19.6
271	Khulna RWH	Morrelganj	75,100	14,468	5.2	544,465	16,321	33.4	153	47	3.3	2,888	1,525	1.9	100	61	1.6
272	Khulna RWH	Paikgachha	248,700	13,693	18.2	371,805	19,835	18.7	1	5	0.2	360	978	0.4	350	55	6.4
273	Khulna RWH	Phultala	624,900	14,479	43.2	557,920	4,771	116.9	50	20	2.5	800	597	1.3	200	42	4.8
274	Khulna RWH	Rampal	59,400	12,474	4.8	83,160	9,395	8.9	91	4	22.8	1,150	411	2.8	0	35	0.0
275	Khulna RWH	Rupsa	37,700	12,790	2.9	43,390	9,377	4.6	31	14	2.2	1,108	411	2.7	100	32	3.1

SL	Warehouse Name	Upazila Name	Condom			Shukhi			IUD			Injectables			Implant		
			CBL	AMD	MOS	CBL	AMD	MOS	CBL	AMD	MOS	CBL	AMD	MOS	CBL	AMD	MOS
276	Khulna RWH	Sarankhola	38,200	7,048	5.4	100,200	5,673	17.7	30	4	7.5	1,510	936	1.6	0	53	0.0
277	Khulna RWH	Satkhira Sadar	90,800	48,433	1.9	66,780	18,468	3.6	88	18	4.9	4,849	3,375	1.4	640	34	18.8
278	Khulna RWH	Shyamnagar	45,548	22,493	2.0	66,620	25,639	2.6	56	6	9.3	2,349	1,017	2.3	100	59	1.7
279	Khulna RWH	Tala	40,176	21,018	1.9	198,345	17,639	11.2	116	37	3.1	3,399	2,294	1.5	300	46	6.5
280	Khulna RWH	Terokhada	44,800	13,530	3.3	268,045	6,648	40.3	18	4	4.5	670	318	2.1	200	27	7.4
281	Kushtia RWH	Alamdanga	36,032	17,709	2.0	38,930	15,816	2.5	26	7	3.7	3,858	1,829	2.1	0	56	0.0
282	Kushtia RWH	Bheramara	29,556	14,160	2.1	36,200	8,024	4.5	25	3	8.3	2,103	1,030	2.0	50	29	1.7
283	Kushtia RWH	Chuadanga Sadar	68,700	31,644	2.2	13,925	11,096	1.3	46	16	2.9	6,343	2,831	2.2	300	33	9.1
284	Kushtia RWH	Damurhuda	41,252	19,728	2.1	31,190	12,419	2.5	29	8	3.6	6,512	2,816	2.3	50	41	1.2
285	Kushtia RWH	Daulatpur	90,500	36,505	2.5	40,105	17,433	2.3	197	1	197.0	7,238	3,527	2.1	0	30	0.0
286	Kushtia RWH	Gangni	41,988	23,381	1.8	52,255	11,466	4.6	23	10	2.3	8,037	3,327	2.4	400	17	23.5
287	Kushtia RWH	Jiban Nagar	11,500	4,771	2.4	18,435	5,423	3.4	39	18	2.2	2,124	1,051	2.0	100	49	2.0
288	Kushtia RWH	Khoksa	30,600	13,500	2.3	32,990	6,991	4.7	25	2	12.5	707	318	2.2	100	13	7.7
289	Kushtia RWH	Kumarkhali	42,274	22,299	1.9	48,225	10,493	4.6	68	5	13.6	2,558	1,239	2.1	300	41	7.3
290	Kushtia RWH	Kushtia Sadar	86,800	41,029	2.1	39,450	21,837	1.8	116	24	4.8	8,261	3,663	2.3	180	90	2.0
291	Kushtia RWH	Meherpur Sadar	58,224	27,323	2.1	50,230	7,637	6.6	61	7	8.7	5,653	2,421	2.3	50	21	2.4
292	Kushtia RWH	Mirpur	54,800	24,473	2.2	37,630	12,236	3.1	39	4	9.8	3,767	1,781	2.1	300	16	18.8
293	Kushtia RWH	Mujib Nagar	12,688	7,887	1.6	4,635	2,352	2.0	32	4	8.0	2,013	897	2.2	100	10	10.0
294	Mymensingh RWH	Atpara	41,808	5,418	7.7	52,050	7,964	6.5	146	4	36.5	2,030	649	3.1	150	42	3.6
295	Mymensingh RWH	Austagram	63,900	7,989	8.0	37,645	5,727	6.6	80	18	4.4	1,510	752	2.0	100	28	3.6
296	Mymensingh RWH	Bajitpur	72,568	11,889	6.1	133,840	10,916	12.3	106	11	9.6	1,212	700	1.7	200	25	8.0
297	Mymensingh RWH	Barhatta	50,464	10,572	4.8	32,090	12,608	2.5	132	2	66.0	3,001	1,435	2.1	300	47	6.4
298	Mymensingh RWH	Bhairab	95,082	18,118	5.2	45,240	10,034	4.5	104	16	6.5	2,216	1,100	2.0	200	72	2.8
299	Mymensingh RWH	Bhaluka	72,200	34,061	2.1	132,000	23,199	5.7	112	56	2.0	3,414	1,542	2.2	200	64	3.1
300	Mymensingh RWH	Dharampasha	88,360	18,130	4.9	80,120	15,067	5.3	165	11	15.0	2,789	1,340	2.1	500	118	4.2

SL	Warehouse Name	Upazila Name	Condom			Shukhi			IUD			Injectables			Implant		
			CBL	AMD	MOS	CBL	AMD	MOS	CBL	AMD	MOS	CBL	AMD	MOS	CBL	AMD	MOS
301	Mymensingh RWH	Dhobaura	71,000	11,928	6.0	41,905	11,621	3.6	81	3	27.0	2,700	1,177	2.3	150	32	4.7
302	Mymensingh RWH	Durgapur	63,400	19,709	3.2	47,040	16,204	2.9	127	7	18.1	4,906	2,462	2.0	200	51	3.9
303	Mymensingh RWH	Fulbaria	73,500	21,305	3.4	96,680	33,330	2.9	164	36	4.6	1,535	1,357	1.1	200	46	4.3
304	Mymensingh RWH	Gaffargaon	174,132	27,383	6.4	105,880	22,824	4.6	197	27	7.3	4,068	1,965	2.1	400	64	6.3
305	Mymensingh RWH	Gauripur	152,184	10,721	14.2	271,920	19,788	13.7	55	19	2.9	3,353	1,645	2.0	200	48	4.2
306	Mymensingh RWH	Haluaghat	71,400	11,913	6.0	62,000	19,490	3.2	53	13	4.1	2,444	1,324	1.8	200	46	4.3
307	Mymensingh RWH	Hossainpur	51,190	6,218	8.2	109,290	8,396	13.0	104	12	8.7	1,580	764	2.1	100	49	2.0
308	Mymensingh RWH	Ishwarganj	77,556	18,752	4.1	55,230	41,447	1.3	154	5	30.8	4,204	2,027	2.1	200	39	5.1
309	Mymensingh RWH	Itna	20,540	5,198	4.0	24,365	7,260	3.4	125	4	31.3	461	200	2.3	200	41	4.9
310	Mymensingh RWH	Kalmakanda	47,040	22,085	2.1	31,575	19,884	1.6	70	4	17.5	2,706	1,147	2.4	90	34	2.6
311	Mymensingh RWH	Karimganj	63,204	10,407	6.1	212,640	13,555	15.7	132	16	8.3	1,490	759	2.0	200	77	2.6
312	Mymensingh RWH	Katiadi	54,880	15,011	3.7	64,818	11,788	5.5	128	24	5.3	2,711	1,234	2.2	200	61	3.3
313	Mymensingh RWH	Kendua	56,000	18,810	3.0	49,050	25,500	1.9	159	14	11.4	2,781	1,284	2.2	426	72	5.9
314	Mymensingh RWH	Khaliajuri	45,640	6,312	7.2	24,460	6,101	4.0	140	7	20.0	544	385	1.4	200	40	5.0
315	Mymensingh RWH	Kishoreganj Sadar	54,132	27,945	1.9	51,435	21,493	2.4	295	44	6.7	3,824	2,166	1.8	450	63	7.1
316	Mymensingh RWH	Kuliar Char	49,064	7,858	6.2	60,405	7,312	8.3	160	5	32.0	1,303	659	2.0	150	39	3.8
317	Mymensingh RWH	Madan	47,540	9,192	5.2	47,010	10,107	4.7	149	3	49.7	1,864	635	2.9	300	45	6.7
318	Mymensingh RWH	Mithamain	43,620	9,307	4.7	34,760	7,704	4.5	70	6	11.7	350	230	1.5	200	30	6.7
319	Mymensingh RWH	Mohanganj	43,850	7,078	6.2	35,420	10,165	3.5	123	10	12.3	2,370	956	2.5	50	67	0.7
320	Mymensingh RWH	Muktagachha	69,712	23,202	3.0	104,160	30,422	3.4	104	15	6.9	3,981	2,101	1.9	300	57	5.3
321	Mymensingh RWH	Mymensingh Sadar	197,288	47,503	4.2	138,690	40,354	3.4	267	73	3.7	7,670	3,338	2.3	347	180	1.9
322	Mymensingh RWH	Nandail	60,442	13,445	4.5	84,410	40,868	2.1	115	19	6.1	4,239	2,279	1.9	400	57	7.0
323	Mymensingh RWH	Netrakona Sadar	42,355	18,968	2.2	56,245	24,962	2.3	234	9	26.0	4,530	2,579	1.8	600	91	6.6
324	Mymensingh RWH	Nikli	31,945	4,995	6.4	21,460	4,727	4.5	146	10	14.6	1,336	499	2.7	250	58	4.3
325	Mymensingh RWH	Pakundia	52,740	8,794	6.0	48,090	8,457	5.7	128	19	6.7	1,389	662	2.1	200	61	3.3

SL	Warehouse Name	Upazila Name	Condom			Shukhi			IUD			Injectables			Implant		
			CBL	AMD	MOS	CBL	AMD	MOS	CBL	AMD	MOS	CBL	AMD	MOS	CBL	AMD	MOS
326	Mymensingh RWH	Phulpur	183,200	19,650	9.3	72,210	37,763	1.9	60	36	1.7	2,667	2,511	1.1	300	151	2.0
327	Mymensingh RWH	Purbadhala	52,049	12,345	4.2	110,460	20,178	5.5	117	3	39.0	4,245	1,929	2.2	100	73	1.4
328	Mymensingh RWH	Tarail	61,340	10,898	5.6	164,070	9,522	17.2	102	13	7.8	1,355	549	2.5	250	24	10.4
329	Mymensingh RWH	Trishal	39,636	30,151	1.3	112,550	37,597	3.0	91	32	2.8	2,483	1,665	1.5	0	77	0.0
330	Noakhali RWH	Begumganj	41,500	19,050	2.2	16,400	10,048	1.6	248	83	3.0	4,606	1,848	2.5	10	106	0.1
331	Noakhali RWH	Chatkhil	15,440	3,474	4.4	24,025	3,415	7.0	193	16	12.1	4,106	686	6.0	401	39	10.3
332	Noakhali RWH	Chhagalnaiya	31,100	5,841	5.3	16,500	3,248	5.1	190	16	11.9	2,207	530	4.2	370	40	9.3
333	Noakhali RWH	Companiganj	19,692	6,062	3.2	17,730	4,158	4.3	146	14	10.4	4,790	989	4.8	350	51	6.9
334	Noakhali RWH	Daganbhuiyan	26,464	11,402	2.3	10,705	4,597	2.3	152	16	9.5	3,952	887	4.5	200	34	5.9
335	Noakhali RWH	Feni Sadar	58,000	31,160	1.9	27,810	10,980	2.5	299	176	1.7	8,437	3,099	2.7	1,060	100	10.6
336	Noakhali RWH	Fulgazi	31,980	4,095	7.8	6,550	2,780	2.4	278	14	19.9	1,318	386	3.4	300	21	14.3
337	Noakhali RWH	Hatiya	40,636	20,834	2.0	45,899	17,686	2.6	209	67	3.1	5,173	3,363	1.5	450	131	3.4
338	Noakhali RWH	Kabirhat	23,730	6,757	3.5	16,080	5,049	3.2	90	10	9.0	3,360	1,201	2.8	10	38	0.3
339	Noakhali RWH	Kamalnagar	28,620	6,353	4.5	24,410	5,456	4.5	262	33	7.9	11,985	3,098	3.9	305	60	5.1
340	Noakhali RWH	Lakshmpur Sadar	30,160	15,937	1.9	16,535	12,012	1.4	225	33	6.8	8,800	5,916	1.5	900	69	13.0
341	Noakhali RWH	Noakhali Sadar	25,224	23,357	1.1	8,795	8,036	1.1	249	92	2.7	3,549	2,575	1.4	200	125	1.6
342	Noakhali RWH	Parshuram	26,265	3,282	8.0	7,740	2,255	3.4	151	18	8.4	2,352	309	7.6	400	35	11.4
343	Noakhali RWH	Ramganj	37,196	6,593	5.6	26,470	4,326	6.1	138	13	10.6	4,888	1,466	3.3	300	47	6.4
344	Noakhali RWH	Ramgati	48,763	4,007	12.2	22,165	4,832	4.6	345	21	16.4	11,960	2,958	4.0	600	80	7.5
345	Noakhali RWH	Roypur	18,380	3,322	5.5	28,790	5,763	5.0	348	38	9.2	6,416	1,188	5.4	300	40	7.5
346	Noakhali RWH	Senbagh	26,300	8,179	3.2	17,990	4,995	3.6	161	14	11.5	5,409	1,349	4.0	50	63	0.8
347	Noakhali RWH	Sonagazi	27,239	10,176	2.7	18,610	5,667	3.3	191	26	7.3	5,819	1,793	3.2	250	62	4.0
348	Noakhali RWH	Sonaimuri	29,500	7,726	3.8	21,415	4,958	4.3	172	14	12.3	6,345	1,638	3.9	220	59	3.7
349	Noakhali RWH	Subarnachar	65,700	11,043	5.9	27,285	6,667	4.1	140	11	12.7	4,128	1,291	3.2	600	107	5.6
350	Pabna RWH	Atgharia	69,600	11,439	6.1	52,410	8,355	6.3	122	6	20.3	2,158	497	4.3	50	20	2.5

SL	Warehouse Name	Upazila Name	Condom			Shukhi			IUD			Injectables			Implant		
			CBL	AMD	MOS	CBL	AMD	MOS	CBL	AMD	MOS	CBL	AMD	MOS	CBL	AMD	MOS
351	Pabna RWH	Belkuchi	100,184	42,844	2.3	22,840	17,675	1.3	170	6	28.3	6,025	1,741	3.5	150	27	5.6
352	Pabna RWH	Bera	146,000	10,338	14.1	88,395	9,442	9.4	333	55	6.1	4,988	1,298	3.8	150	37	4.1
353	Pabna RWH	Bhangura	105,156	6,883	15.3	21,400	4,280	5.0	42	7	6.0	1,210	159	7.6	60	21	2.9
354	Pabna RWH	Chatmohar	186,336	30,218	6.2	92,160	25,109	3.7	505	22	23.0	9,007	1,590	5.7	200	37	5.4
355	Pabna RWH	Faridpur	105,120	7,989	13.2	27,840	6,055	4.6	73	11	6.6	4,201	979	4.3	200	29	6.9
356	Pabna RWH	Ishwardi	79,896	35,196	2.3	26,260	18,178	1.4	123	19	6.5	5,609	1,317	4.3	200	69	2.9
357	Pabna RWH	Kamarkhanda	71,626	12,454	5.8	33,090	7,441	4.4	134	11	12.2	4,211	916	4.6	150	26	5.8
358	Pabna RWH	Kazipur	108,400	30,687	3.5	47,405	11,291	4.2	284	98	2.9	9,147	2,372	3.9	200	78	2.6
359	Pabna RWH	Pabna Sadar	138,988	68,254	2.0	48,005	29,468	1.6	353	82	4.3	8,400	6,129	1.4	300	75	4.0
360	Pabna RWH	Royganj	126,100	21,564	5.8	67,920	19,326	3.5	126	25	5.0	9,654	1,608	6.0	50	16	3.1
361	Pabna RWH	Santhia	146,100	27,356	5.3	50,415	15,794	3.2	262	25	10.5	5,500	3,768	1.5	300	50	6.0
362	Pabna RWH	Shahjadpur	147,644	30,653	4.8	65,990	18,610	3.5	368	83	4.4	9,985	3,710	2.7	200	123	1.6
363	Pabna RWH	Sirajganj Sadar	104,026	39,831	2.6	26,458	20,065	1.3	289	45	6.4	10,302	2,911	3.5	150	41	3.7
364	Pabna RWH	Sujanagar	182,796	13,219	13.8	54,720	10,754	5.1	95	10	9.5	7,467	1,617	4.6	250	50	5.0
365	Pabna RWH	Tarash	115,800	16,845	6.9	51,975	13,708	3.8	305	37	8.2	7,328	1,245	5.9	250	21	11.9
366	Pabna RWH	Ullah Para	216,144	42,996	5.0	86,745	29,536	2.9	175	112	1.6	20,828	4,004	5.2	100	32	3.1
367	Patuakhali RWH	Amtali	35,588	14,867	2.4	45,485	19,799	2.3	87	9	9.7	4,444	2,175	2.0	100	113	0.9
368	Patuakhali RWH	Bamna	16,000	4,521	3.5	15,955	4,515	3.5	50	5	10.0	819	235	3.5	150	52	2.9
369	Patuakhali RWH	Barguna Sadar	22,900	9,388	2.4	39,615	12,764	3.1	80	44	1.8	8,450	3,347	2.5	450	105	4.3
370	Patuakhali RWH	Bauphal	16,992	8,697	2.0	33,440	14,630	2.3	236	33	7.2	4,567	1,749	2.6	350	99	3.5
371	Patuakhali RWH	Betagi	27,300	5,255	5.2	16,730	4,901	3.4	110	9	12.2	1,320	570	2.3	300	35	8.6
372	Patuakhali RWH	Dashmina	13,452	4,080	3.3	17,250	6,448	2.7	47	5	9.4	2,445	873	2.8	500	74	6.8
373	Patuakhali RWH	Dumki	19,584	3,940	5.0	17,650	3,127	5.6	93	7	13.3	1,390	368	3.8	100	20	5.0
374	Patuakhali RWH	Galachipa	28,700	13,657	2.1	52,200	22,946	2.3	124	33	3.8	6,802	3,924	1.7	150	115	1.3
375	Patuakhali RWH	Kalapara	27,560	13,667	2.0	40,510	16,363	2.5	163	13	12.5	7,240	2,728	2.7	370	35	10.6

SL	Warehouse Name	Upazila Name	Condom			Shukhi			IUD			Injectables			Implant		
			CBL	AMD	MOS	CBL	AMD	MOS	CBL	AMD	MOS	CBL	AMD	MOS	CBL	AMD	MOS
376	Patuakhali RWH	Mirzaganj	20,288	6,158	3.3	19,660	6,416	3.1	70	4	17.5	1,351	557	2.4	350	24	14.6
377	Patuakhali RWH	Patharghata	15,492	7,019	2.2	17,321	9,239	1.9	51	15	3.4	2,550	1,333	1.9	100	79	1.3
378	Patuakhali RWH	Patuakhali Sadar	38,007	18,006	2.1	36,410	16,270	2.2	137	77	1.8	6,654	3,271	2.0	175	139	1.3
379	Rajshahi RWH	Bagatipara	55,884	18,078	3.1	31,240	6,237	5.0	43	3	14.3	940	322	2.9	150	50	3.0
380	Rajshahi RWH	Bagha	57,900	34,845	1.7	48,480	10,284	4.7	43	3	14.3	3,759	1,536	2.4	50	22	2.3
381	Rajshahi RWH	Baghmara	209,500	36,204	5.8	140,660	24,631	5.7	137	22	6.2	8,156	1,922	4.2	0	34	0.0
382	Rajshahi RWH	Baraigram	78,900	18,601	4.2	73,740	10,473	7.0	47	20	2.4	3,340	1,356	2.5	40	63	0.6
383	Rajshahi RWH	Bholahat	35,076	7,202	4.9	34,725	4,829	7.2	38	3	12.7	1,320	489	2.7	50	25	2.0
384	Rajshahi RWH	Boalia	137,100	48,669	2.8	37,200	5,362	6.9	35	20	1.8	4,213	2,019	2.1	165	104	1.6
385	Rajshahi RWH	Chapai Nababganj Sadar	102,900	44,658	2.3	57,360	12,616	4.5	80	45	1.8	5,653	2,708	2.1	50	20	2.5
386	Rajshahi RWH	Charghat	92,400	24,274	3.8	43,680	10,598	4.1	80	6	13.3	2,050	770	2.7	0	56	0.0
387	Rajshahi RWH	Durgapur	54,756	23,556	2.3	47,840	7,815	6.1	52	2	26.0	881	311	2.8	50	29	1.7
388	Rajshahi RWH	Godagari	140,700	30,004	4.7	82,640	10,998	7.5	87	6	14.5	3,270	2,032	1.6	150	36	4.2
389	Rajshahi RWH	Gomastapur	78,300	25,324	3.1	35,412	11,629	3.0	116	9	12.9	1,149	550	2.1	300	13	23.1
390	Rajshahi RWH	Gurudaspur	97,932	22,110	4.4	49,330	10,807	4.6	71	5	14.2	1,560	723	2.2	200	80	2.5
391	Rajshahi RWH	Lalpur	104,089	22,698	4.6	78,670	15,612	5.0	6	12	0.5	3,192	1,604	2.0	15	49	0.3
392	Rajshahi RWH	Mohanpur	46,572	17,476	2.7	19,405	8,301	2.3	106	2	53.0	2,880	1,038	2.8	150	20	7.5
393	Rajshahi RWH	Nachole	25,800	11,560	2.2	15,465	4,703	3.3	29	2	14.5	1,900	617	3.1	50	10	5.0
394	Rajshahi RWH	Natore Sadar	74,184	35,849	2.1	48,730	15,528	3.1	120	19	6.3	2,163	1,004	2.2	200	116	1.7
395	Rajshahi RWH	Paba	101,700	45,130	2.3	54,310	9,639	5.6	20	3	6.7	6,140	2,580	2.4	50	24	2.1
396	Rajshahi RWH	Puthia	67,125	25,225	2.7	54,705	11,980	4.6	30	5	6.0	1,953	994	2.0	50	21	2.4
397	Rajshahi RWH	Shibganj	90,000	48,106	1.9	39,360	21,436	1.8	35	10	3.5	3,600	1,741	2.1	200	23	8.7
398	Rajshahi RWH	Singra	103,534	23,753	4.4	67,070	16,870	4.0	29	12	2.4	2,993	1,134	2.6	301	123	2.4
399	Rajshahi RWH	Tanore	70,500	23,664	3.0	46,080	13,476	3.4	71	3	23.7	3,050	954	3.2	450	41	11.0
400	Rangamati RWH	Baghaichhari	22,690	9,581	2.4	9,934	5,312	1.9	72	3	24.0	267	398	0.7	100	20	5.0

SL	Warehouse Name	Upazila Name	Condom			Shukhi			IUD			Injectables			Implant		
			CBL	AMD	MOS	CBL	AMD	MOS	CBL	AMD	MOS	CBL	AMD	MOS	CBL	AMD	MOS
401	Rangamati RWH	Barkal	14,700	3,837	3.8	13,060	3,536	3.7	30	3	10.0	949	427	2.2	100	13	7.7
402	Rangamati RWH	Belai Chhari	18,765	1,680	11.2	10,758	1,486	7.2	19	3	6.3	914	114	8.0	50	36	1.4
403	Rangamati RWH	Jurai Chhari	7,368	1,850	4.0	6,370	1,950	3.3	37	6	6.2	154	160	1.0	100	18	5.6
404	Rangamati RWH	Kaptai	18,900	4,479	4.2	6,840	1,842	3.7	60	2	30.0	680	341	2.0	50	14	3.6
405	Rangamati RWH	Kawkhali (betbunia)	9,044	2,512	3.6	9,235	2,364	3.9	34	8	4.3	1,268	412	3.1	160	37	4.3
406	Rangamati RWH	Langadu	15,894	5,103	3.1	9,593	3,565	2.7	25	11	2.3	549	331	1.7	50	31	1.6
407	Rangamati RWH	Naniarchar	21,768	4,216	5.2	20,745	4,095	5.1	25	4	6.3	990	281	3.5	35	12	2.9
408	Rangamati RWH	Rajasthali	5,252	1,022	5.1	3,890	1,053	3.7	59	2	29.5	60	73	0.8	65	9	7.2
409	Rangamati RWH	Rangamati Sadar	22,360	8,003	2.8	11,527	6,575	1.8	149	45	3.3	722	651	1.1	120	35	3.4
410	Rangpur RWH	Aditmari	181,600	11,374	16.0	375,620	14,703	25.5	191	75	2.5	5,922	3,006	2.0	100	75	1.3
411	Rangpur RWH	Badarganj	61,828	13,236	4.7	148,960	21,712	6.9	60	36	1.7	4,700	2,086	2.3	50	61	0.8
412	Rangpur RWH	Bhurungamari	70,677	15,035	4.7	547,580	16,164	33.9	79	22	3.6	7,271	3,651	2.0	150	47	3.2
413	Rangpur RWH	Chilmari	93,632	12,572	7.4	376,970	8,527	44.2	12	15	0.8	2,161	1,011	2.1	50	45	1.1
414	Rangpur RWH	Dimla	188,040	7,669	24.5	264,730	19,246	13.8	81	46	1.8	3,541	1,872	1.9	300	61	4.9
415	Rangpur RWH	Domar	75,576	7,410	10.2	271,822	13,423	20.3	52	11	4.7	4,328	2,037	2.1	100	54	1.9
416	Rangpur RWH	Fulchhari	16,148	6,304	2.6	63,130	6,841	9.2	54	17	3.2	3,590	1,834	2.0	150	60	2.5
417	Rangpur RWH	Gaibandha Sadar	35,586	16,297	2.2	40,865	24,688	1.7	61	15	4.1	8,079	3,847	2.1	110	197	0.6
418	Rangpur RWH	Gangachara	54,613	11,976	4.6	124,890	21,087	5.9	65	42	1.5	8,494	4,445	1.9	0	95	0.0
419	Rangpur RWH	Gobindaganj	445,311	12,791	34.8	58,470	22,883	2.6	19	3	6.3	6,987	1,867	3.7	100	49	2.0
420	Rangpur RWH	Hatibandha	171,364	8,266	20.7	249,050	9,785	25.5	71	32	2.2	3,836	1,991	1.9	50	65	0.8
421	Rangpur RWH	Jaldhaka	86,532	14,094	6.1	201,120	23,756	8.5	58	23	2.5	8,323	3,714	2.2	200	60	3.3
422	Rangpur RWH	Kaliganj	228,836	5,565	41.1	249,600	9,544	26.2	109	54	2.0	3,265	1,447	2.3	0	54	0.0
423	Rangpur RWH	Kaunia	39,400	10,237	3.8	457,440	8,641	52.9	56	14	4.0	4,547	2,152	2.1	300	48	6.3
424	Rangpur RWH	Kishoreganj	235,400	5,314	44.3	293,340	15,125	19.4	59	24	2.5	3,615	1,534	2.4	50	57	0.9
425	Rangpur RWH	Kurigram Sadar	23,804	12,371	1.9	46,615	9,517	4.9	81	30	2.7	4,432	2,436	1.8	100	35	2.9

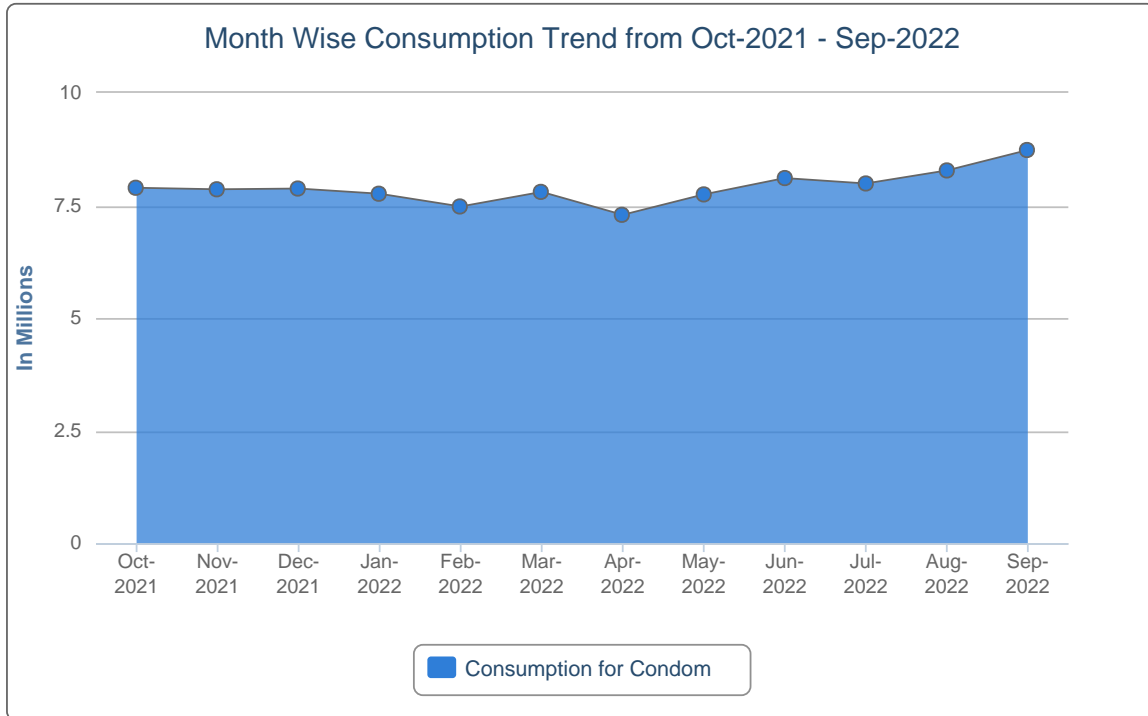
SL	Warehouse Name	Upazila Name	Condom			Shukhi			IUD			Injectables			Implant		
			CBL	AMD	MOS	CBL	AMD	MOS	CBL	AMD	MOS	CBL	AMD	MOS	CBL	AMD	MOS
426	Rangpur RWH	Lalmonirhat Sadar	20,728	9,417	2.2	64,840	14,019	4.6	41	19	2.2	6,980	3,134	2.2	0	91	0.0
427	Rangpur RWH	Mitha Pukur	46,104	15,553	3.0	495,110	23,688	20.9	28	4	7.0	5,054	2,291	2.2	0	94	0.0
428	Rangpur RWH	Nageshwari	50,500	14,596	3.5	358,080	27,020	13.3	68	31	2.2	8,620	4,463	1.9	110	58	1.9
429	Rangpur RWH	Nilphamari Sadar	23,172	11,356	2.0	61,160	27,077	2.3	145	64	2.3	6,470	3,103	2.1	50	58	0.9
430	Rangpur RWH	Palashbari	21,883	8,211	2.7	17,697	14,383	1.2	19	5	3.8	4,168	1,969	2.1	100	56	1.8
431	Rangpur RWH	Patgram	169,728	5,758	29.5	157,260	10,662	14.7	84	14	6.0	4,242	2,094	2.0	100	40	2.5
432	Rangpur RWH	Phulbari	223,400	6,039	37.0	135,570	11,577	11.7	171	67	2.6	5,736	2,750	2.1	200	43	4.7
433	Rangpur RWH	Pirgachha	23,700	10,147	2.3	90,920	12,496	7.3	120	47	2.6	4,600	2,175	2.1	300	82	3.7
434	Rangpur RWH	Pirganj	109,948	20,113	5.5	79,180	27,291	2.9	105	37	2.8	5,200	2,213	2.3	100	91	1.1
435	Rangpur RWH	Rajarhat	17,600	7,116	2.5	25,905	14,973	1.7	108	38	2.8	5,820	2,626	2.2	50	53	0.9
436	Rangpur RWH	Rangpur Sadar	67,300	25,392	2.7	74,520	21,270	3.5	91	42	2.2	6,617	3,095	2.1	200	168	1.2
437	Rangpur RWH	Sadullapur	40,068	11,605	3.5	109,090	17,872	6.1	94	23	4.1	6,234	2,950	2.1	350	62	5.6
438	Rangpur RWH	Saghata	24,000	11,558	2.1	29,440	19,778	1.5	46	6	7.7	3,474	1,509	2.3	200	40	5.0
439	Rangpur RWH	Saidpur	24,532	10,595	2.3	54,875	8,671	6.3	40	8	5.0	2,513	1,174	2.1	100	36	2.8
440	Rangpur RWH	Sundarganj	57,172	24,248	2.4	219,360	33,824	6.5	156	58	2.7	15,160	7,489	2.0	300	200	1.5
441	Rangpur RWH	Taraganj	143,484	8,606	16.7	250,735	8,580	29.2	32	6	5.3	2,963	1,180	2.5	200	142	1.4
442	Rangpur RWH	Ulipur	48,200	18,253	2.6	60,740	26,569	2.3	41	15	2.7	7,253	3,348	2.2	100	39	2.6
443	Sylhet RWH	Ajmiriganj	28,840	7,689	3.8	18,380	7,419	2.5	245	4	61.3	1,208	610	2.0	200	46	4.3
444	Sylhet RWH	Bahubal	16,038	6,549	2.4	11,295	5,656	2.0	179	5	35.8	1,049	518	2.0	315	33	9.5
445	Sylhet RWH	Balaganj	87,100	17,459	5.0	36,020	5,753	6.3	179	4	44.8	4,058	1,251	3.2	108	24	4.5
446	Sylhet RWH	Baniachong	49,164	8,463	5.8	15,075	10,658	1.4	90	12	7.5	234	714	0.3	250	71	3.5
447	Sylhet RWH	Barlekha	71,500	9,095	7.9	23,250	6,494	3.6	135	3	45.0	1,909	593	3.2	100	32	3.1
448	Sylhet RWH	Beani Bazar	37,562	12,161	3.1	11,845	3,796	3.1	163	5	32.6	1,703	525	3.2	5	69	0.1
449	Sylhet RWH	Bishwambarpur	22,000	9,148	2.4	15,360	7,615	2.0	90	12	7.5	2,447	1,008	2.4	361	30	12.0
450	Sylhet RWH	Bishwanath	46,500	9,852	4.7	15,130	4,077	3.7	153	11	13.9	1,723	517	3.3	220	35	6.3

SL	Warehouse Name	Upazila Name	Condom			Shukhi			IUD			Injectables			Implant		
			CBL	AMD	MOS	CBL	AMD	MOS	CBL	AMD	MOS	CBL	AMD	MOS	CBL	AMD	MOS
451	Sylhet RWH	Chhatak	85,800	12,771	6.7	14,640	9,172	1.6	122	24	5.1	1,504	526	2.9	110	52	2.1
452	Sylhet RWH	Chunarughat	48,345	8,957	5.4	19,270	11,110	1.7	100	4	25.0	2,126	1,127	1.9	50	41	1.2
453	Sylhet RWH	Companiganj	34,200	12,256	2.8	13,440	6,440	2.1	280	4	70.0	3,290	1,170	2.8	100	49	2.0
454	Sylhet RWH	Dakshin Sunamganj	42,400	8,656	4.9	36,055	5,957	6.1	235	6	39.2	2,178	674	3.2	310	50	6.2
455	Sylhet RWH	Dakshin Surma	98,100	36,599	2.7	23,230	7,420	3.1	233	3	77.7	2,025	1,014	2.0	200	24	8.3
456	Sylhet RWH	Derai	54,572	24,623	2.2	14,220	7,877	1.8	97	13	7.5	2,036	782	2.6	377	61	6.2
457	Sylhet RWH	Dowarabazar	67,976	9,016	7.5	16,307	9,261	1.8	268	2	134.0	3,212	746	4.3	351	75	4.7
458	Sylhet RWH	Fenchuganj	56,600	3,618	15.6	1,820	1,202	1.5	200	7	28.6	1,300	233	5.6	100	10	10.0
459	Sylhet RWH	Golapganj	42,758	16,167	2.6	10,170	4,339	2.3	251	9	27.9	2,756	554	5.0	350	37	9.5
460	Sylhet RWH	Gowainghat	45,600	16,658	2.7	26,850	9,375	2.9	169	8	21.1	4,789	3,063	1.6	105	71	1.5
461	Sylhet RWH	Habiganj Sadar	52,426	21,690	2.4	18,720	15,185	1.2	181	79	2.3	3,089	1,966	1.6	5	41	0.1
462	Sylhet RWH	Jagannathpur	59,592	11,602	5.1	17,870	6,603	2.7	148	8	18.5	1,192	396	3.0	257	81	3.2
463	Sylhet RWH	Jaintiapur	35,400	11,736	3.0	9,300	6,332	1.5	64	14	4.6	2,700	2,377	1.1	100	29	3.4
464	Sylhet RWH	Jamalganj	54,600	12,352	4.4	18,680	10,056	1.9	219	4	54.8	2,961	1,149	2.6	100	33	3.0
465	Sylhet RWH	Juri	53,700	7,316	7.3	21,390	5,006	4.3	160	13	12.3	1,180	394	3.0	350	66	5.3
466	Sylhet RWH	Kamalganj	68,300	12,192	5.6	12,345	8,790	1.4	130	22	5.9	2,440	918	2.7	200	69	2.9
467	Sylhet RWH	Kanaighat	41,748	25,428	1.6	25,495	10,992	2.3	232	3	77.3	5,205	2,716	1.9	100	25	4.0
468	Sylhet RWH	Kulaura	75,636	9,411	8.0	16,190	8,105	2.0	197	5	39.4	4,558	1,957	2.3	150	11	13.6
469	Sylhet RWH	Lakhai	39,263	5,659	6.9	10,730	5,939	1.8	168	5	33.6	100	539	0.2	295	63	4.7
470	Sylhet RWH	Madhabpur	96,400	8,936	10.8	23,978	12,404	1.9	184	2	92.0	1,673	866	1.9	105	48	2.2
471	Sylhet RWH	Maulvibazar Sadar	38,700	12,051	3.2	16,780	9,094	1.8	237	48	4.9	2,151	895	2.4	40	37	1.1
472	Sylhet RWH	Nabiganj	16,500	8,185	2.0	16,880	9,906	1.7	174	16	10.9	1,160	504	2.3	200	58	3.4
473	Sylhet RWH	Osmaninagar	19,500	10,791	1.8	14,700	3,469	4.2	164	1	164.0	2,166	759	2.9	100	21	4.8
474	Sylhet RWH	Rajnagar	75,000	11,487	6.5	9,605	9,866	1.0	241	4	60.3	2,092	1,071	2.0	210	48	4.4
475	Sylhet RWH	Sreemangal	46,800	14,592	3.2	16,885	13,355	1.3	70	35	2.0	2,794	1,314	2.1	50	87	0.6

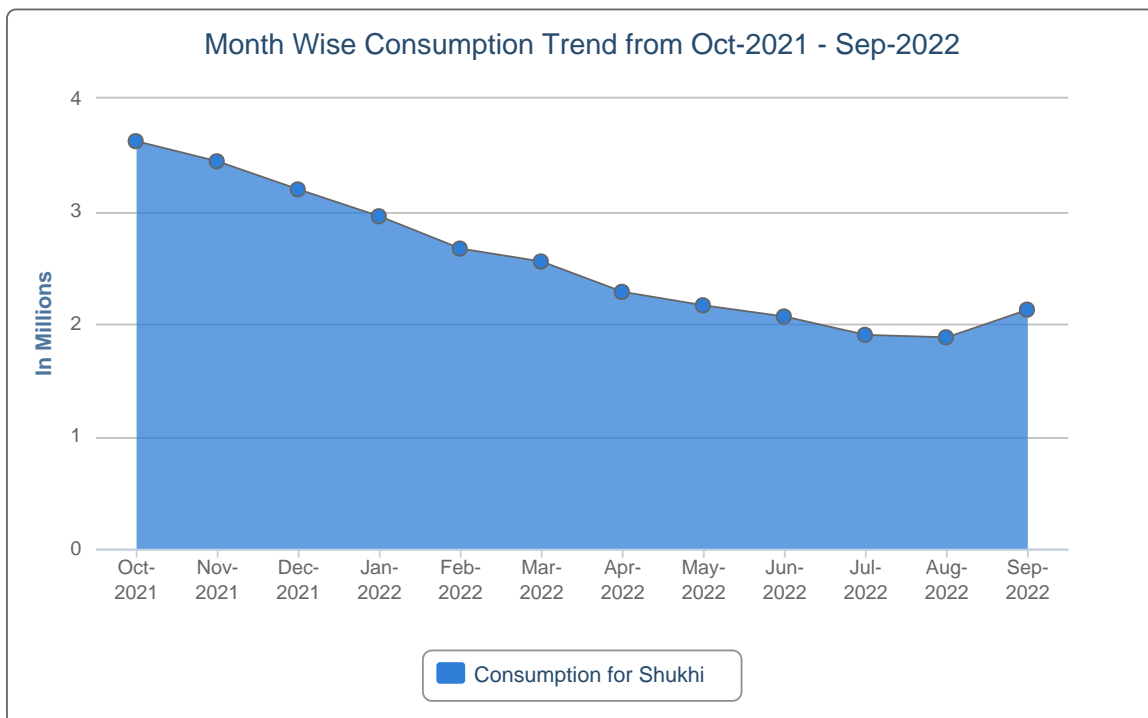
SL	Warehouse Name	Upazila Name	Condom			Shukhi			IUD			Injectables			Implant		
			CBL	AMD	MOS	CBL	AMD	MOS	CBL	AMD	MOS	CBL	AMD	MOS	CBL	AMD	MOS
476	Sylhet RWH	Sulla	30,820	9,312	3.3	12,720	4,549	2.8	120	2	60.0	2,414	393	6.1	200	44	4.5
477	Sylhet RWH	Sunamganj Sadar	74,880	9,184	8.2	12,980	6,561	2.0	30	30	1.0	1,835	1,048	1.8	50	47	1.1
478	Sylhet RWH	Sylhet Sadar	131,496	70,425	1.9	52,500	37,179	1.4	368	70	5.3	10,116	10,930	0.9	527	183	2.9
479	Sylhet RWH	Tahirpur	54,132	12,589	4.3	17,210	9,372	1.8	66	7	9.4	886	813	1.1	200	62	3.2
480	Sylhet RWH	Zakiganj	36,104	20,887	1.7	23,987	7,088	3.4	178	4	44.5	2,841	1,138	2.5	150	76	2.0
481	Tangail RWH	Basail	71,888	6,914	10.4	60,750	5,984	10.2	216	16	13.5	993	822	1.2	0	58	0.0
482	Tangail RWH	Bhuapur	37,800	21,954	1.7	1,485	9,887	0.2	335	12	27.9	3,107	1,597	1.9	400	59	6.8
483	Tangail RWH	Chauhali	39,660	14,169	2.8	28,895	6,856	4.2	358	8	44.8	5,762	1,275	4.5	501	41	12.2
484	Tangail RWH	Delduar	54,300	8,973	6.1	91,515	7,755	11.8	430	14	30.7	2,850	802	3.6	150	49	3.1
485	Tangail RWH	Dhanbari	0	0	0.0	0	0	0.0	0	0	0.0	0	0	0.0	0	0	0.0
486	Tangail RWH	Ghatail	92,400	28,895	3.2	26,910	24,855	1.1	450	10	45.0	6,450	2,981	2.2	100	74	1.4
487	Tangail RWH	Gopalpur	33,204	15,378	2.2	48,725	10,687	4.6	173	10	17.3	3,788	1,173	3.2	200	74	2.7
488	Tangail RWH	Kalihati	100,100	21,955	4.6	59,170	19,742	3.0	318	30	10.6	6,957	3,308	2.1	100	49	2.0
489	Tangail RWH	Madhupur	145,500	17,335	8.4	37,125	19,076	1.9	301	21	14.3	9,285	2,261	4.1	100	69	1.4
490	Tangail RWH	Mirzapur	50,268	25,106	2.0	246,680	19,417	12.7	580	23	25.2	4,437	1,100	4.0	200	61	3.3
491	Tangail RWH	Nagarpur	46,448	23,835	1.9	81,855	18,640	4.4	179	18	9.9	7,415	1,091	6.8	600	101	5.9
492	Tangail RWH	Sakhipur	32,800	21,637	1.5	40,635	21,762	1.9	100	18	5.6	2,131	1,031	2.1	400	25	16.0
493	Tangail RWH	Tangail Sadar	83,400	57,428	1.5	64,175	22,201	2.9	82	41	2.0	7,186	3,590	2.0	200	112	1.8

7. Month-wise Consumption Trend

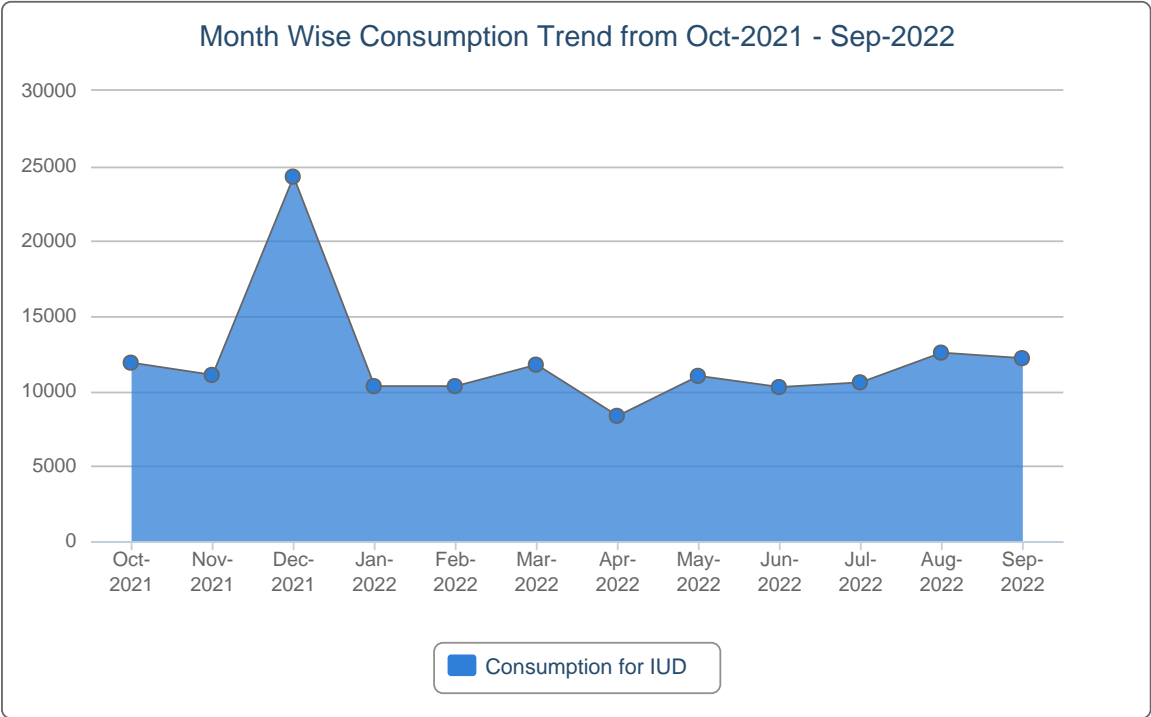
7(a).



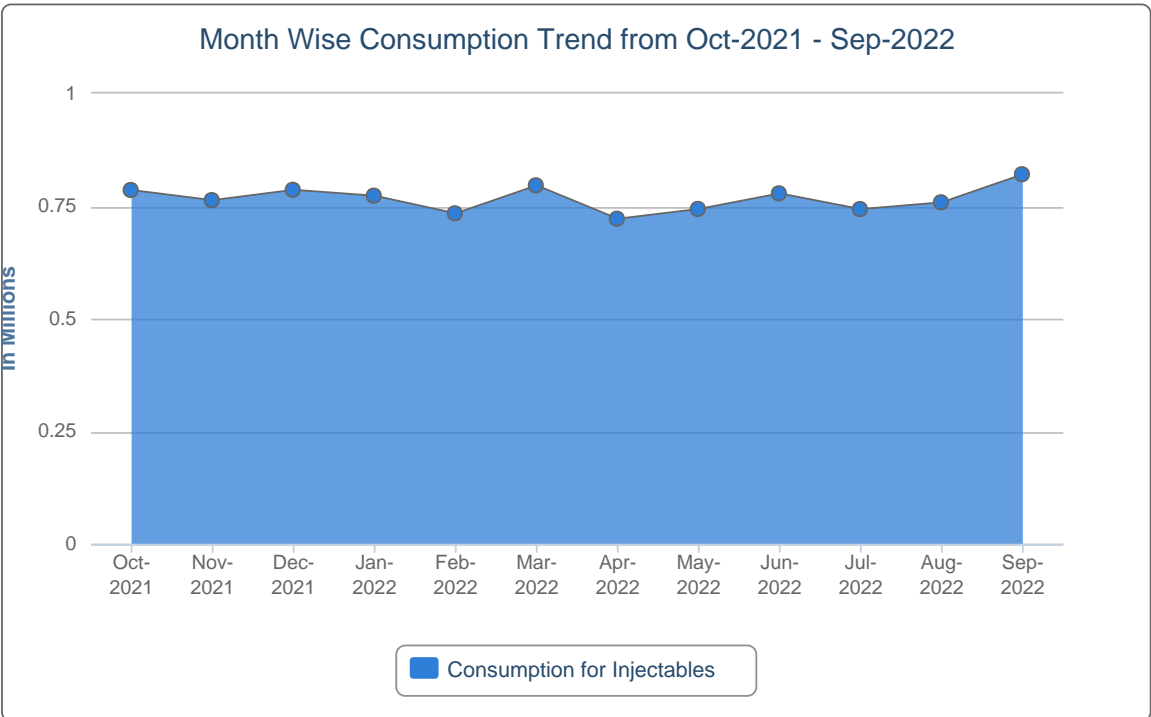
7(b).



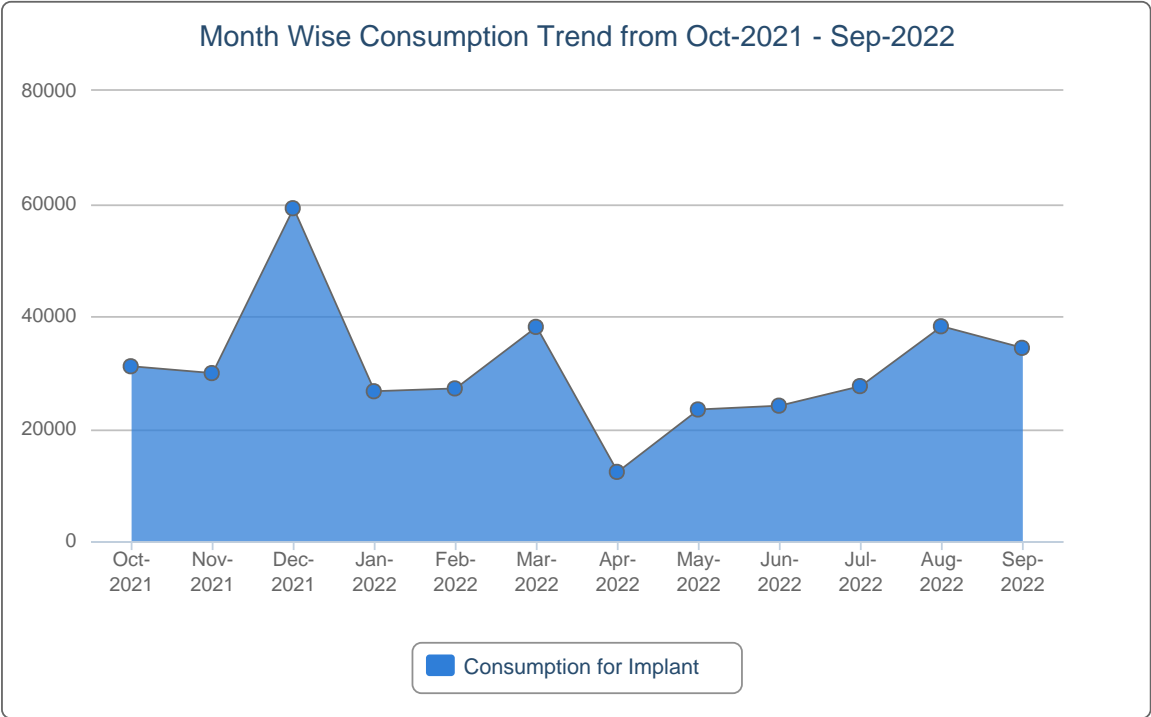
7(c).



7(d).



7(e).



8. Report on Upazila and Warehouse Having Stock Out in reported month

SL	Products Name	No of Stockout WH	% of Stockout WH	No of Stockout Upazila Store	% of Stockout Upazila Store	No of Stockout Upazila Field	% of Stockout Upazila Field
1	Condom	0	0%	1	0%	0	0%
2	Oral Pill (Total)	1	4%	1	0%	0	0%
3	IUD	0	0%	2	0%	0	0%
4	Injectables	1	4%	1	0%	0	0%
5	Implant (Total)	0	0%	-	-	0	0%

List of Stock Out Warehouses

SL	Commodity	Warehouse	Phone
1	Oral Pill (Total)	Noakhali RWH	0321-61474
2	Injectables	Noakhali RWH	0321-61474

List of StockOut Upazilas

SL	Commodity	Warehouse	District	Upazila	Phone
1	Condom	Tangail RWH	Tangail	Dhanbari, Tangail	01740985930
2	Oral Pill (Total)	Tangail RWH	Tangail	Dhanbari, Tangail	01740985930
3	IUD	Faridpur RWH	Faridpur	Faridpur Sadar, Faridpur	01712700066
4	IUD	Tangail RWH	Tangail	Dhanbari, Tangail	01740985930
5	Injectables	Tangail RWH	Tangail	Dhanbari, Tangail	01740985930

“ছেলে হোক, মেয়ে হোক,
দু’টি সন্তানই যথেষ্ট”

Management Information System (MIS)
Directorate General of Family Planning (DGFP)
6, Kawran Bazar, Dhaka- 1215
Email: dirmis@dgfp.gov.bd, dirls@dgfp.gov.bd
www.dgfp.gov.bd, www.scmpbd.org

If you need more information, please visit at <https://www.scmpbd.org>