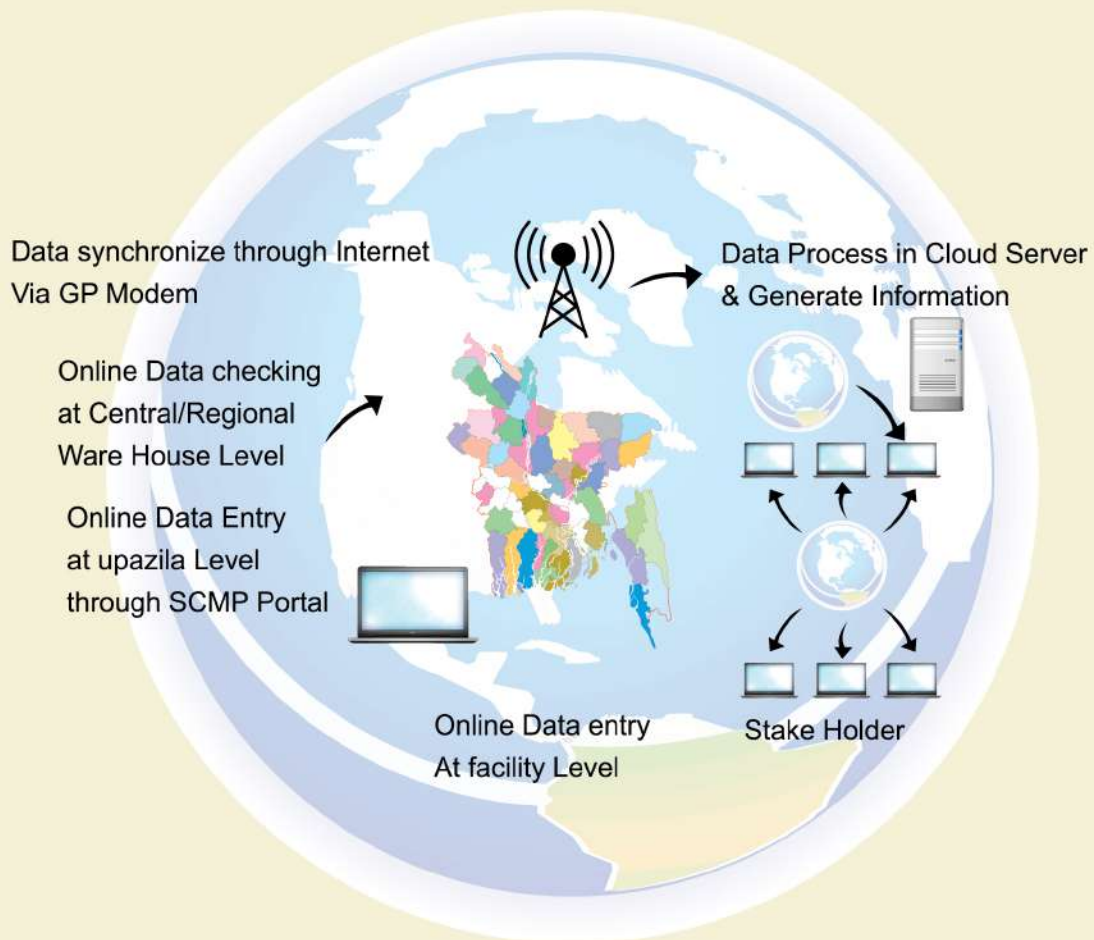




FAMILY PLANNING MONTHLY LOGISTICS REPORT May 2021

Logistics Management Information System (LMIS) Data Flow System



**Management Information System (MIS)
Directorate General of Family Planning (DGFP)**

Government of the People's Republic of Bangladesh
Medical Education and Family Welfare Division
Directorate General of Family Planning
Management Information System (MIS)
6, Kawran Bazar, Dhaka- 1215
www.dgfp.gov.bd

Memo No. 59.11.00000.402.16.002.19.183

Date: 13 July, 2021.

Sub: Family Planning Monthly Logistics Report for the Month of May, 2021.

Family Planning Monthly Logistics Report for the Month of May, 2021 is sent herewith for your kind information & necessary action. This report is prepared on the basis of Form-7 submitted by Warehouses and Form-7B submitted by Upazila Family Planning Offices by using WIMS & UIMS operational tools. It provides useful information on monthly distribution and stock balance of all the major contraceptives & DDS Kits of Warehouse/Upazila Stores. For more information you are requested to visit at www.scmpbd.org web site.

Comments and suggestions for improvement of this report will be highly appreciated.



(Khan Md. Rezaul Karim)
Additional Secretary (MEFW Division)
and
Director & Line Director (MIS)
Phone: 55012352
Mail: dirmis@dgfp.gov.bd

Memo No. 59.11.00000.402.16.002.19.183/1(204)

Date: 13 July, 2021.

Copy of the report forwarded to (Not according to seniority):

1. Secretary, Medical Education & Family Welfare Division, Ministry of Health & Family Welfare, Bangladesh Secretariat, Dhaka.
2. Additional Secretary (Admin), Medical Education & Family Welfare Division, Ministry of Health & Family Welfare, Bangladesh Secretariat, Dhaka.
3. Director (Administration), Directorate General of Family Planning, 6 Kawran Bazar, Dhaka 1215.
4. Director & Line Director (MIS), Directorate General of Family Planning, 6 Kawran Bazar, Dhaka.
5. Director Finance & Line Director (Family Planning Field Service Delivery), Directorate General of Family Planning, 6 Kawran Bazar, Dhaka 1215.
6. Joint Secretary (Development), Medical Education & Family Welfare Division, Ministry of Health & Family Welfare, Bangladesh Secretariat, Dhaka.
7. Director (Logistics & Supply) and Line Director (Procurement, Storage & Supply Management), Directorate General of Family Planning, 6 Kawran Bazar, Dhaka 1215.
8. Director (IEM) & Line Director (Information, Education and Communication), Directorate General of Family Planning, 6 Kawran Bazar, Dhaka 1215.
9. Director (Planning) & Line Director (Planning Monitoring and Evaluation), Directorate General of Family Planning, 6 Kawran Bazar, Dhaka 1215.

10. Director (MCH-Services) & Line Director (MCRAH), Directorate General of Family Planning, 6 Kawran Bazar, Dhaka 1215.
11. Line Director (CCSDP), Directorate General of Family Planning, 6 Kawran Bazar, Dhaka 1215.
12. Director (Audit), Directorate General of Family Planning, 6 Kawran Bazar, Dhaka 1215.
13. Divisional Director, Family Planning, Dhaka / Chittagong / Rajshahi / Khulna / Sylhet / Barisal/ Rangpur/ Mymensingh Division.
14. Joint Chief (Planning), Health Service Division, Ministry of Health & Family Welfare, Bangladesh Secretariat, Dhaka
15. Joint Chief (Population & Planning wing), Planning commission, Sher-e-Bangla Nagar, Dhaka.
16. Joint Chief (Planning), Program Management and Monitoring Unit (PMMU), Azimpur, Dhaka-1205.
17. Superintendent, Maternal & Child Health Training Institute (MCHTI), Azimpur, Dhaka.
18. Director, Mohammadpur Fertility Services & Training Centre (MFSTC), Mohammadpur, Dhaka.
19. Director, Maternal & Child Health Training Institute (MCHTI), Lalkuthi, Mirpur, Dhaka.
20. P.S. to the Honorable Minister, Ministry of Health and Family Welfare, Bangladesh Secretariat, Dhaka, for kind information of the Honorable Minister.
21. Deputy Chief (Planning), Medical Education & Family Welfare Division, Ministry of Health & Family Welfare, Bangladesh Secretariat, Dhaka.
22. Additional Director (Drugs and Stores), Directorate General of Family Planning, Central Warehouse, Mohakhali, Dhaka.
23. Deputy Director, Family Planning, ----- District (You are requested to take appropriate measures to ensure timely online submission of Form 7B report from upazilas).
24. Regional/District Consultant, FPCS-QIT, District Family Planning Office, ----- District.
25. Central/Regional Supply Officer, Family Planning, ----- CWH/RWHs.
26. Assistant Maintenance Engineer, MIS Unit, DGFP (Requested to upload this report to DGFP website).
27. Country Project Director, SIAPS/MSH, House: 3, Road: No. 23B, Gulshan-1, Dhaka-1212.
28. Country Director, the World Bank, E-32, Agargaon, Sher-e-Bangla Nagar, Dhaka-1207.
29. Team Leader, Population & Health Team, USAID, Madani Avenue, Baridhara, Dhaka.
30. Country Representative, UNFPA, IDB Bhaban, Agargaon, Sher-E-Bangla Nagar, Dhaka.
31. Managing Director, SMC, SMC Tower, 33 Banani C/A, Dhaka-1213.
32. Documentation Center, IEM Unit, Directorate General of Family Planning, 6 Kawran Bazar, Dhaka.
33. Responsible person of Dispatch Section, MIS Unit, DGFP (Requested to distribute the published 'Family Planning Monthly Logistics Report' to concerned Person/Office/Organization).
34. PA to Director General, Directorate General of Family Planning, 6 Kawran Bazar, Dhaka 1215.
35. Concerned Organization/Person.









(Shafiul Haque)
Deputy Director (MIS)

Table Of Contents

	Page
1. DGFP Stock Status Report	1-2
2. National Receipts Quantity by Product by Month	3
3. National Level Contraceptive Summary Report	4
4. Stock Status Report at Different Levels	5
5. Contraceptive Stock Status by Product at Upazila Store and Field	6-10
6. Contraceptive Stock Status by Product at Regional Warehouses/Upazila	11-31
7. Month-wise Consumption Trend	32-34
8. Report on Upazila and Warehouse Having Stock Out in last month	35

1. DGFP Stock Status Report

Year →	2021												2022												2023												2024				
	6	7	8	9	10	11	12	1	2	3	4	5	6	7	8	9	10	11	12	1	2	3	4	5	6	7	8	9	10	11	12	1	2	3	4	5					
Min.-Max. →	Min						Max																																		
Product ↓	CS - 81.36m : 10.2 MOS																																								
Condom	10.2 MOS						63.10m = 7.9 MOS																																		
*AMC = 7.98m													FY 2020-21: 67m (GoB Rev.)																												
	CS - 125.40m : 20.6 MOS																																								
Pill (Total)	20.6 MOS												25.08m = 4.1 MOS																												
*AMC = 6.09m													FY 2020-21: 113.97m (88.89m received)																												
	CS (0.560): 42.9 MOS																																								
IUD	42.9 MOS (December 2024)																																								
*AMC = 13,068													FY 2020-21: 16m (14m - RPA & 2m Rev.)																												
Injectables	35.8 MOS (May 2024)																																								
*AMC = 0.798m													FY 2020-21: 0.575m (RPA), received 0.275m																												
	CS-(0.370m): 12.3 MOS																																								
Implant	12.3 MOS						0.3m = 9.9 MOS																																		
*AMC = 30,096																																									
	Pill (Total): 2nd & 3rd generation Shukhi and APON																																								
	*AMC is calculated based on past 6-months consumption																																								
	Data Sources: DGFP/L&S unit, DGFP LMIS web site - https://scmpbd.org/																																								
	Central Warehouse WIMS data and Approved DGFP Procurement Plan																																								
	National min-max stock level is 6 & 10 MOS																																								
	AMC = Average Monthly Consumption																																								
													Legend:  Current Stock (CS): Less than 3 MOS  Current Stock (CS): MOS 3.0 to Less than 6 MOS  Current Stock (CS): MOS 6 and above  Planned for FY 2020-21  Procurement completed, yet to be received  Donation																												

DGFP STOCK STATUS NOTES
(For Contraceptives)
Month: May 2021

- CONDOM** – Current national stock is 81.36 million pieces and this stock can be used up to March 2022.
- 2020-21: GoB (Rev.) – 67 million pcs. (According to the revised plan): Contract signed on 08/10/2020. DGFP received 3.90 million in May 2021 and Rest 63.10 million will be delivered by June 2021 and onward.
- PILL** – Current national stock of Oral Contraceptive Pill is 125.4 million cycles which will go up to January 2023.
- 2020-21: GoB (RPA) – 22.47 million cycles (2nd Generation): contract signed on 29-03-2021. and Goods will be delivered by June 2021 and onward.
 - 2020-21: GoB (RPA) – For 54.5 million cycles (3rd Generation) Contract signed on 11/01/2021(For Lot-01) and 18/01/2021(For Lot 02 & 03). DGFP received 51.775 million as of 31st May 2021. Rest 2.725 million is scheduled to deliver to DGFP from June 2021 and onward.
 - 2020-21: GoB (RPA) – 4 million cycles (POP - Apon): Contract signed on 09/12/2020 and DGFP received the total quantity in February 2021.
 - 2020-21: GoB (Rev.) – 31m (2nd Generation): Contract signed on 15/10/2020 and DGFP received all 31 million cycles as of 31st January 2021.
 - 2020-21: GoB (Rev.) – 6 million (3rd Generation): Contract signed on 14/10/2020 and DGFP received total 6 million cycles in November & December 2020.
 - 2020-21: GoB (Rev.) – 0.5 million cycles (POP- APON): Contract signed on 04/10/2020 and DGFP received the total quantity in November 2020.
- IUD** Current national stock is 0.560 million pcs and this stock can be used up to December 2024.
- INJECTABLES** – Current stock of 28.57 million vials and that can be used up to May 2024.
- 2020-21: GoB (RPA) – 14 million vials: Contract signed on 14/12/2020 and DGFP received total 14 million in January & February 2021.
 - 2020-21: GoB (Rev.) – 2 million vials: Contract signed on 07/10/2020 and DGFP received full quantity as of 31st October 2020.
- IMPLANT** – Current stock is 0.370 million sets and this can be used up to May 2022.
- 2019-20: GoB (RPA) - 300,000 sets (Two rods – According to revised plan): TEC held on 17-02-2021 and tender rejected again on 22-02-21 for 3rd time. Again IFT published on 25/02/2021 as retender 4th time. Tender opened on 31st March. TEC held on 11-04-2021 & 20-04-2021, evaluation completed and sent to MOHFW for review and approval. NOA issued on 05/05/2021 & Contract signed on 06/05/2021. Delivery will be completed by June 2021 and onward.
 - 2020-21: GoB (RPA)–0.275 million sets of single rod implant procurement plan approved by DG. IFT published on 05-10-2020. Tender opened on 19-11-2020. Tender rejected due to not dropping by any vendor.
 - 2020-21: GoB (RPA) – For 0.275 million sets of two rod implant contract signed on 02/05/2021 and DGFP received full quantity as of 31st May 2021.

You can also download the previous reports from <http://www.scmpbd.org>

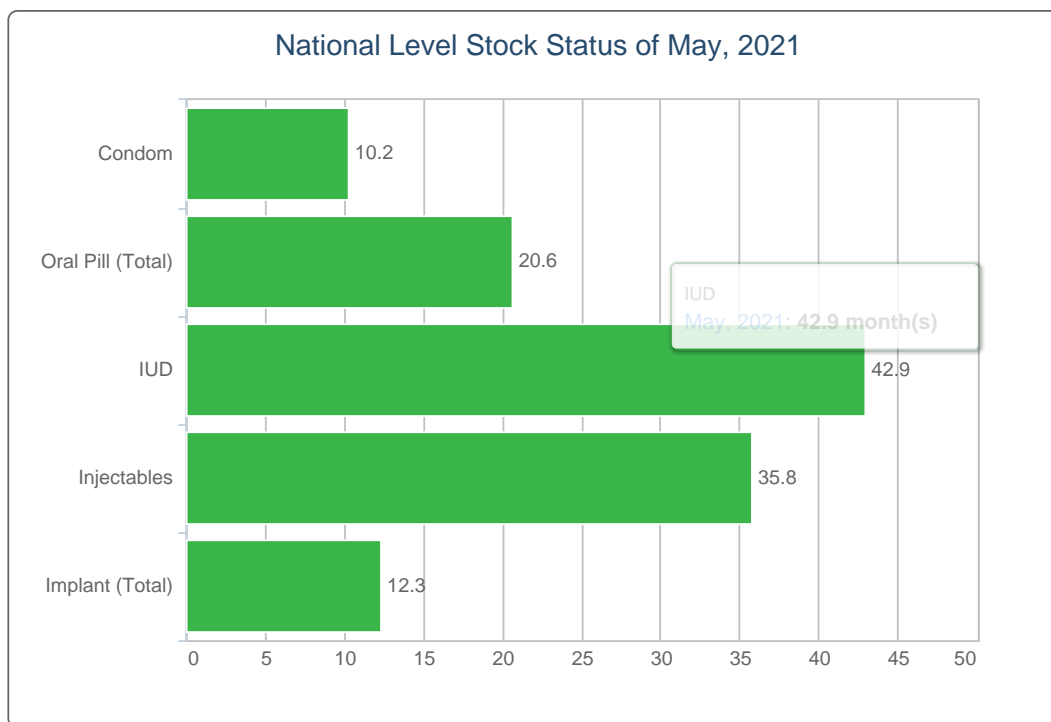
2. National Receipts Quantity by Product by Month

Contraceptive Received Report

Month: May, 2021

Item	Supplier	Receiver	Date Receipts	Qty
Implant (Total)	TECHNO DRUGS Ltd	Dhaka CWH	31/05/21	275,000
Total				275,000
Tab Misoprostol	Partners in Population and Development (PPD)	Dhaka CWH	31/05/21	123,400
Total				123,400

3. National Level Contraceptive Summary Report

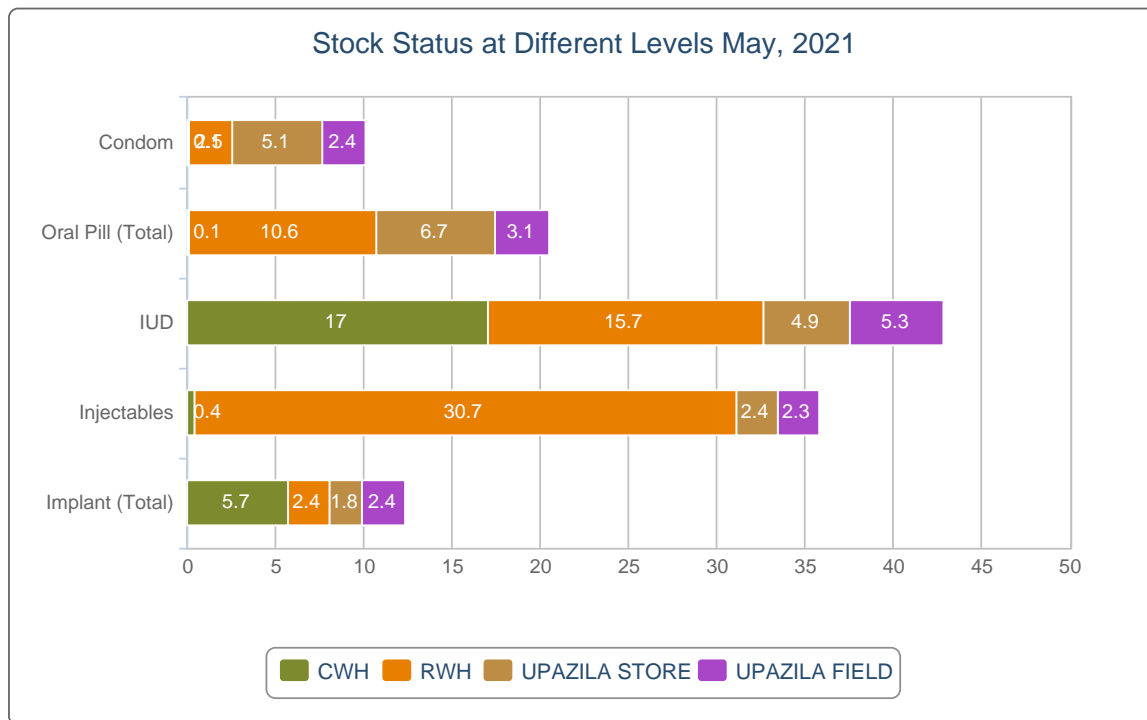


■ MOS: < 3.0
 ■ MOS: 3.0 - 5.9
 ■ MOS: 6.0 and above
 MOS = Month of Stock

National Level Stock Status of May, 2021

SL	Name of Products	Reported Consumption	Reported Closing Balance	Average Monthly Consumption	MOS
1	Condom	7,650,521	81,362,704	7,987,029	10.2
2	Oral Pill (Total)	6,010,069	125,402,664	6,091,750	20.6
3	IUD	10,161	560,574	13,069	42.9
4	Injectables	761,653	28,578,184	798,237	35.8
5	Implant (Total)	12,234	370,963	30,096	12.3

4. Stock Status Report at Different Levels

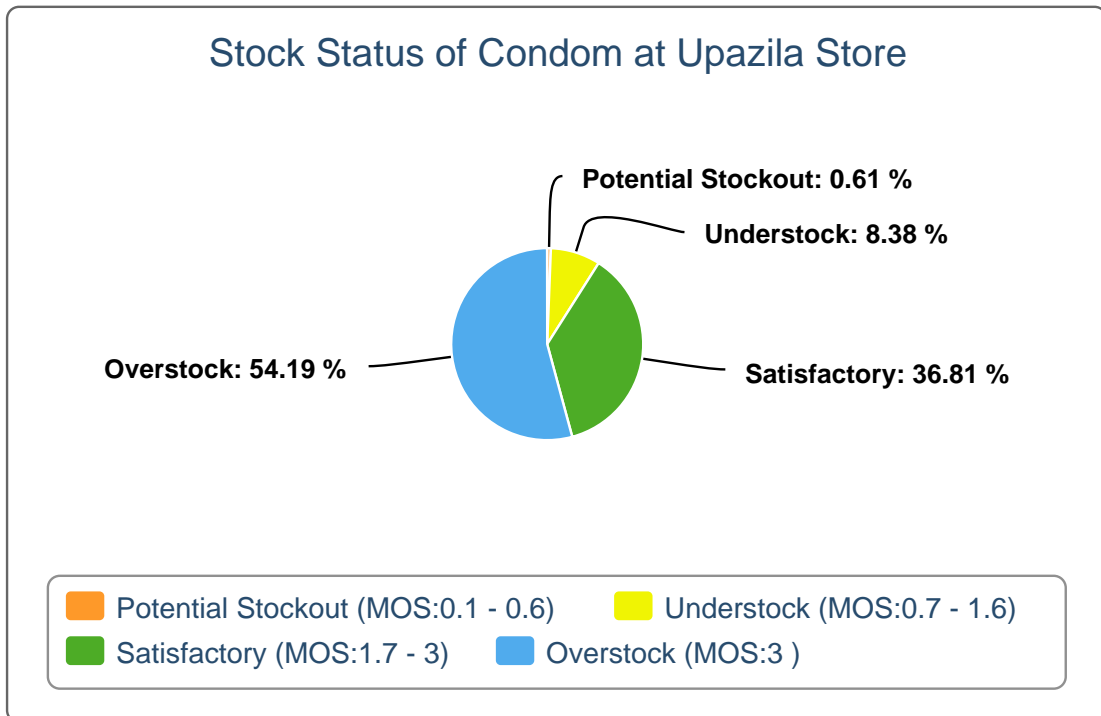


Stock Status at Different Levels May, 2021

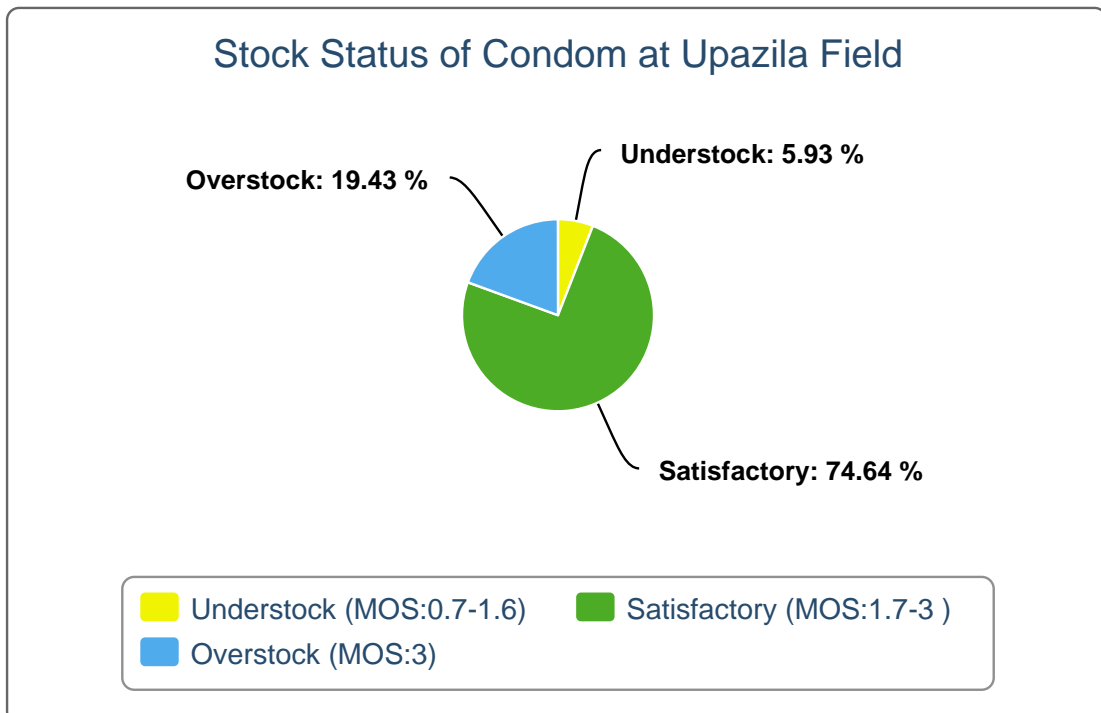
Products	Avg. Consump. of Last 6 Months	CWH Level	MOS	RWH Level	MOS	Upazila Level	MOS	Field Level	MOS	National Level	MOS
Condom	7,987,029	882,000	0.1	20,343,800	2.5	41,048,209	5.1	19,088,695	2.4	81,362,704	10.2
Oral Pill (Total)	6,091,750	527,360	0.1	64,658,598	10.6	41,079,043	6.7	19,137,663	3.1	125,402,664	20.6
IUD	13,069	222,650	17	205,383	15.7	63,794	4.9	68,747	5.3	560,574	42.9
Injectables	798,237	305,981	0.4	24,511,100	30.7	1,931,071	2.4	1,830,032	2.3	28,578,184	35.8
Implant (Total)	30,096	170,950	5.7	71,780	2.4	55,462	1.8	72,771	2.4	370,963	12.3

5. Contraceptive Stock Status by Product at Upazila Store and Field

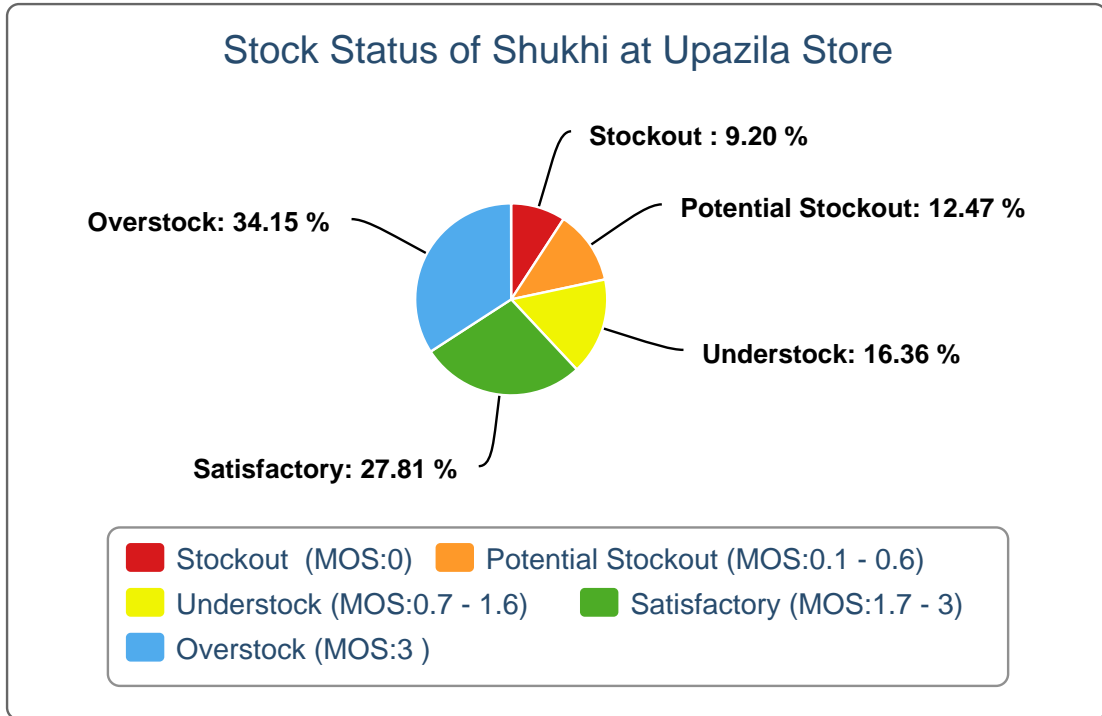
5(a).



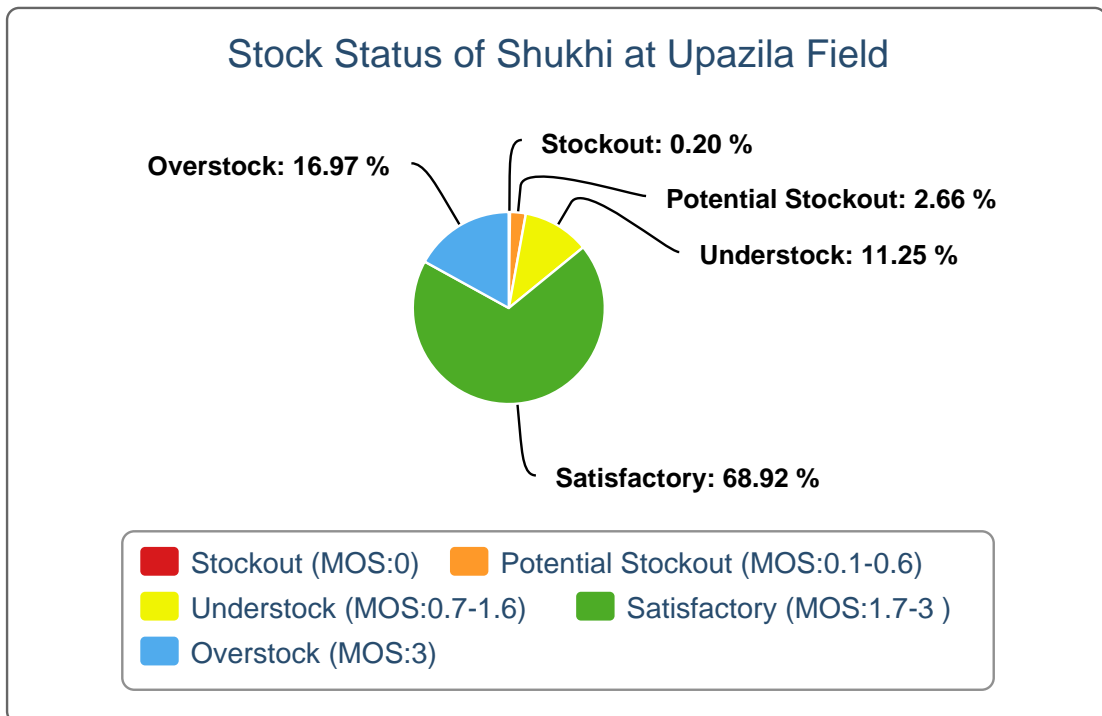
5(b).



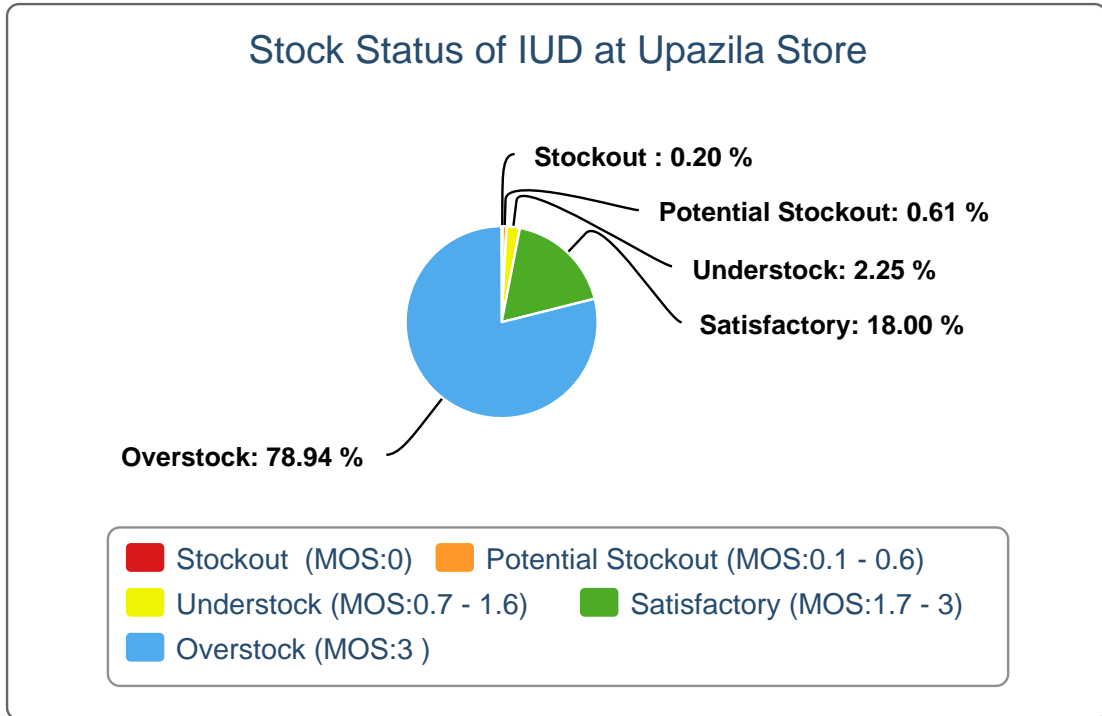
5(c).



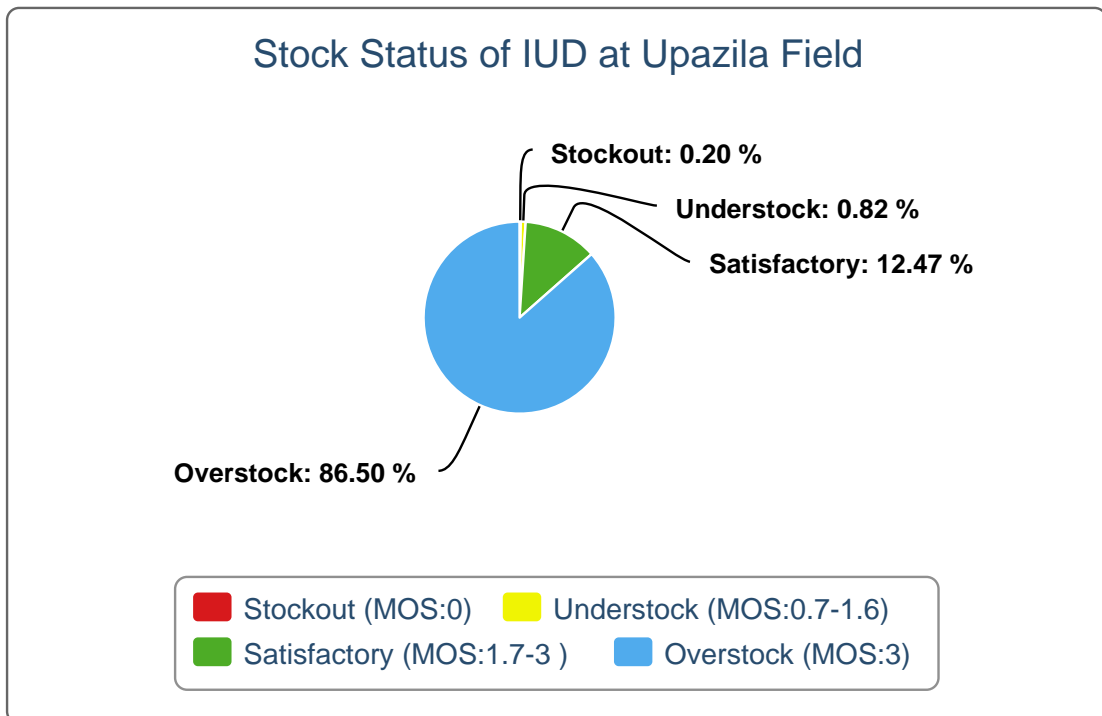
5(d).



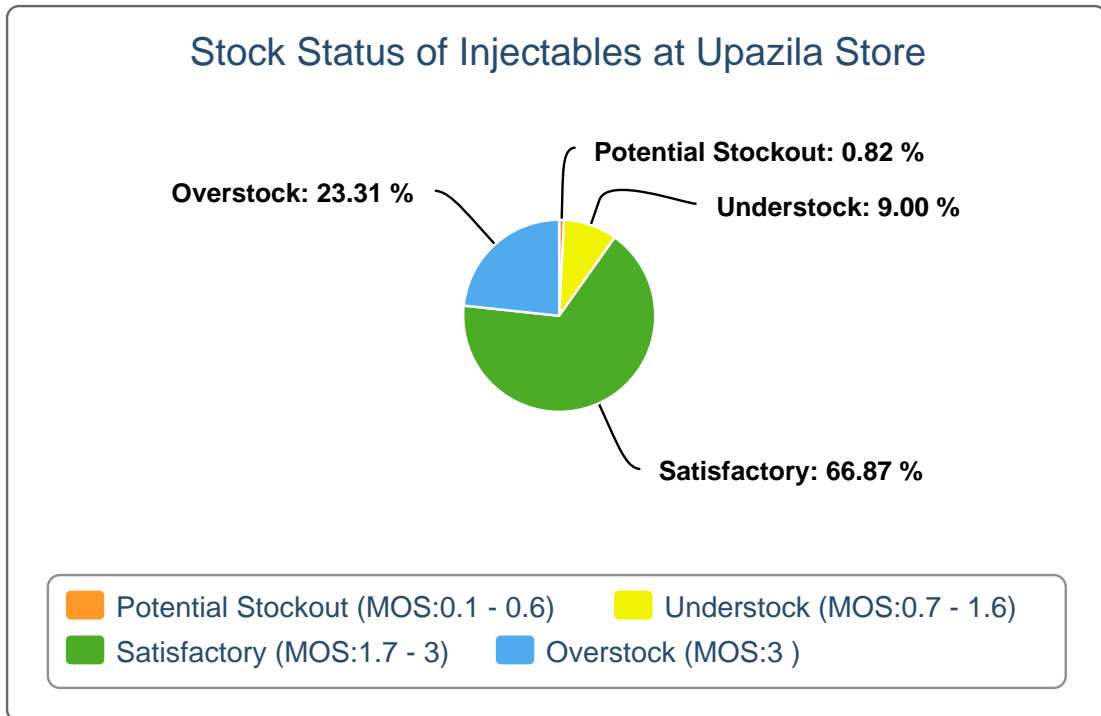
5(e).



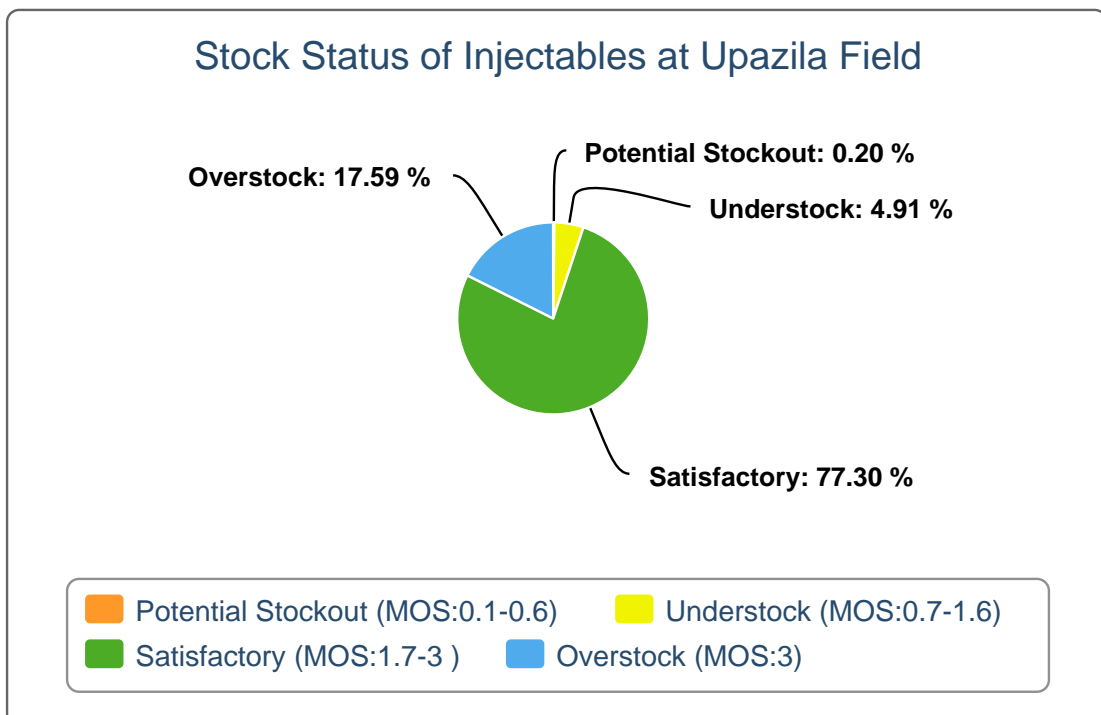
5(f).



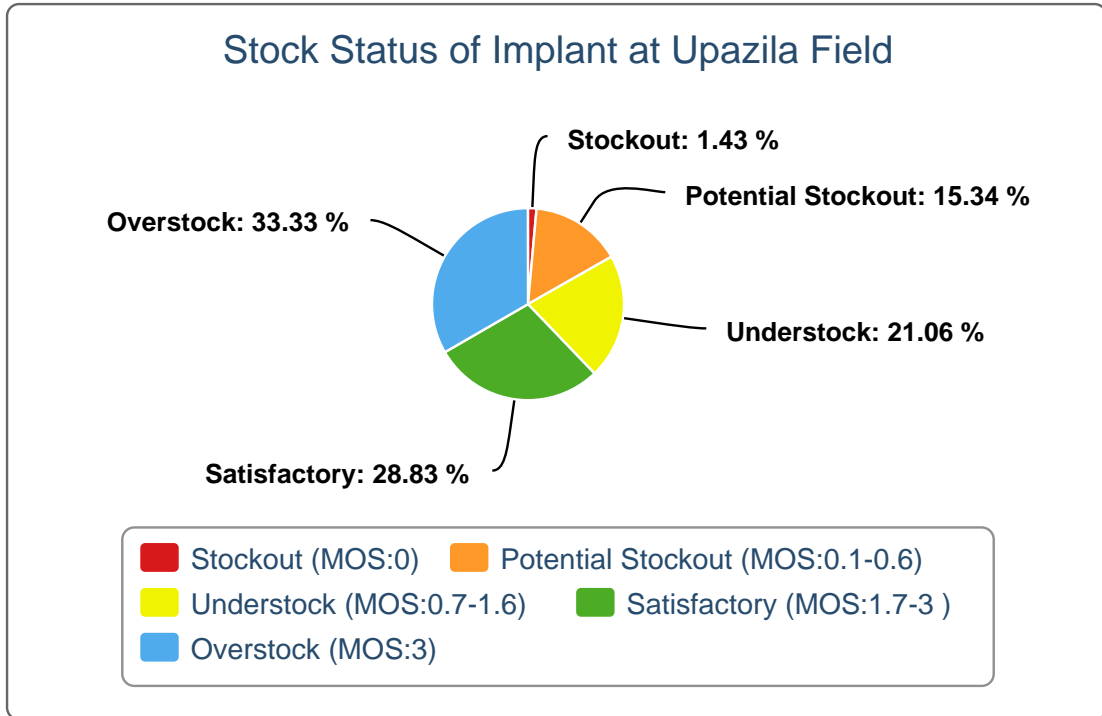
5(g).



5(h).



5(i).



6(a). Contraceptive Stock Status by Product at Regional Warehouses

SL	WH Name	Condom			Shukhi			IUD			Injectables			Implant		
		CBL	AMD	MOS	CBL	AMD	MOS	CBL	AMD	MOS	CBL	AMD	MOS	CBL	AMD	MOS
1	Bandarban RWH	79,200	33,005	2.4	143,520	20,619	7.0	700	127	5.5	2,500	2,697	0.9	1,030	189	5.4
2	Barishal RWH	2,404,800	208,119	11.6	63,360	181,353	0.3	10,600	344	30.8	96,900	26,397	3.7	300	778	0.4
3	Bhola RWH	133,200	42,499	3.1	297,600	52,852	5.6	4,150	115	36.1	52,000	27,401	1.9	700	304	2.3
4	Bogura RWH	170,400	481,971	0.4	15,810,720	332,281	47.6	18,325	493	37.2	6,140,000	29,598	207.4	3,200	2,146	1.5
5	Chattogram RWH	6,287,000	359,288	17.5	23,144,458	281,628	82.2	20,380	1,346	15.1	9,878,200	44,785	220.6	7,050	2,167	3.3
6	Cumilla RWH	1,126,800	425,393	2.6	673,070	330,694	2.0	10,400	1,347	7.7	132,000	55,976	2.4	2,950	2,185	1.4
7	Dhaka CWH	882,000	1,179,612	0.7	527,360	690,150	0.8	222,650	1,746	127.5	305,981	84,959	3.6	170,950	2,555	66.9
8	Dinajpur RWH	615,600	167,671	3.7	102,720	252,984	0.4	11,900	440	27.0	84,000	30,511	2.8	1,450	1,726	0.8
9	Faridpur RWH	1,026,000	435,450	2.4	307,200	289,079	1.1	12,600	707	17.8	131,000	30,656	4.3	5,200	1,961	2.7
10	Jamalpur RWH	435,600	284,436	1.5	403,200	223,802	1.8	9,200	238	38.7	63,000	24,509	2.6	1,700	1,003	1.7
11	Jashore RWH	43,200	419,407	0.1	512,160	260,908	2.0	11,350	364	31.2	137,400	37,818	3.6	5,850	1,157	5.1
12	Khulna RWH	27,600	495,788	0.1	18,130,570	323,317	56.1	17,250	548	31.5	6,883,900	32,545	211.5	2,900	1,265	2.3
13	Kushtia RWH	813,600	271,975	3.0	183,360	143,801	1.3	5,133	167	30.7	51,900	28,889	1.8	4,100	709	5.8
14	Mymensingh RWH	5,745,600	574,003	10.0	52,730	713,034	0.1	11,000	803	13.7	150,500	49,683	3.0	2,900	2,378	1.2
15	Noakhali RWH	421,200	214,659	2.0	309,600	153,526	2.0	2,100	734	2.9	7,000	38,116	0.2	5,650	1,358	4.2
16	Pabna RWH	216,000	449,141	0.5	1,020,980	307,065	3.3	5,100	767	6.6	191,000	38,850	4.9	4,950	810	6.1
17	Patuakhali RWH	126,000	92,692	1.4	182,880	127,277	1.4	9,850	290	34.0	89,900	21,147	4.3	5,475	934	5.9
18	Rajshahi RWH	208,800	580,408	0.4	55,200	246,970	0.2	14,145	312	45.3	54,400	29,120	1.9	5,200	1,128	4.6
19	Rangamati RWH	115,200	43,340	2.7	145,440	34,724	4.2	1,000	83	12.0	9,000	2,815	3.2	1,075	239	4.5
20	Rangpur RWH	3,600	463,430	0.0	1,811,610	606,448	3.0	5,900	1,155	5.1	233,000	95,021	2.5	4,400	2,171	2.0
21	Sylhet RWH	175,200	525,793	0.3	433,140	338,468	1.3	15,700	634	24.8	37,500	45,409	0.8	1,600	2,109	0.8
22	Tangail RWH	169,200	238,949	0.7	875,080	180,770	4.8	8,600	309	27.8	86,000	21,335	4.0	4,100	824	5.0

6(b). Contraceptive Stock Status by Product at Upazila

SL	Warehouse Name	Upazila Name	Condom			Shukhi			IUD			Injectables			Implant		
			CBL	AMD	MOS	CBL	AMD	MOS	CBL	AMD	MOS	CBL	AMD	MOS	CBL	AMD	MOS
1	Bandarban RWH	Alikadam	21,408	8,366	2.6	8,870	3,578	2.5	56	24	2.3	1,505	457	3.3	85	35	2.4
2	Bandarban RWH	Bandarban Sadar	9,802	3,129	3.1	10,860	3,404	3.2	79	31	2.5	1,473	464	3.2	18	38	0.5
3	Bandarban RWH	Lama	13,128	5,527	2.4	11,985	4,873	2.5	100	42	2.4	1,411	685	2.1	27	30	0.9
4	Bandarban RWH	Naikhongchhari	14,300	5,999	2.4	7,320	3,231	2.3	23	8	2.9	738	584	1.3	25	36	0.7
5	Bandarban RWH	Rowangchhari	9,392	2,184	4.3	6,175	1,932	3.2	24	7	3.4	511	216	2.4	25	15	1.7
6	Bandarban RWH	Ruma	22,404	5,772	3.9	10,660	1,638	6.5	36	7	5.1	609	128	4.8	35	10	3.5
7	Bandarban RWH	Thanchi	10,050	2,028	5.0	6,675	1,963	3.4	31	8	3.9	872	163	5.3	46	25	1.8
8	Barishal RWH	Agailjhara	81,810	6,564	12.5	19,380	7,992	2.4	71	10	7.1	1,416	667	2.1	50	29	1.7
9	Barishal RWH	Babuganj	319,800	5,149	62.1	31,830	6,262	5.1	17	17	1.0	1,092	521	2.1	50	40	1.3
10	Barishal RWH	Bakerganj	657,834	14,881	44.2	39,725	14,097	2.8	90	22	4.1	4,029	1,862	2.2	50	55	0.9
11	Barishal RWH	Banari Para	322,492	5,005	64.4	34,555	7,028	4.9	23	8	2.9	1,053	520	2.0	0	43	0.0
12	Barishal RWH	Barishal Sadar (kotwali)	52,008	35,423	1.5	33,265	15,571	2.1	167	60	2.8	5,320	3,498	1.5	16	106	0.2
13	Barishal RWH	Bhandaria	42,508	10,359	4.1	17,445	7,692	2.3	150	17	8.8	2,179	1,003	2.2	50	23	2.2
14	Barishal RWH	Gaurnadi	59,400	8,833	6.7	20,525	10,255	2.0	58	15	3.9	1,990	1,036	1.9	50	47	1.1
15	Barishal RWH	Hizla	140,612	7,197	19.5	30,720	5,317	5.8	66	9	7.3	2,929	1,399	2.1	0	12	0.0
16	Barishal RWH	Indurkani	179,468	4,111	43.7	13,780	4,679	2.9	82	6	13.7	689	632	1.1	50	20	2.5
17	Barishal RWH	Jhalokati Sadar	107,200	7,545	14.2	18,790	7,000	2.7	71	15	4.7	2,438	767	3.2	100	61	1.6
18	Barishal RWH	Kanthalia	91,117	4,081	22.3	24,750	4,638	5.3	28	4	7.0	1,235	608	2.0	100	23	4.3
19	Barishal RWH	Kawkhali	75,300	4,720	16.0	25,430	3,518	7.2	58	14	4.1	744	353	2.1	50	19	2.6
20	Barishal RWH	Mathbaria	176,160	13,034	13.5	44,440	16,508	2.7	64	17	3.8	3,230	1,574	2.1	60	35	1.7
21	Barishal RWH	Mehendiganj	23,760	10,989	2.2	7,705	10,163	0.8	103	23	4.5	9,603	3,846	2.5	50	23	2.2
22	Barishal RWH	Muladi	19,204	10,027	1.9	10,645	7,416	1.4	66	10	6.6	3,482	1,808	1.9	52	18	2.9
23	Barishal RWH	Nalchity	41,844	6,276	6.7	16,515	6,055	2.7	55	13	4.2	2,750	1,296	2.1	60	22	2.7
24	Barishal RWH	Nazirpur	154,080	14,092	10.9	37,765	11,280	3.3	55	20	2.8	2,800	1,411	2.0	50	29	1.7
25	Barishal RWH	Nesarabad (swarupkati)	123,748	16,208	7.6	32,610	12,259	2.7	141	20	7.1	2,835	1,391	2.0	0	58	0.0

SL	Warehouse Name	Upazila Name	Condom			Shukhi			IUD			Injectables			Implant		
			CBL	AMD	MOS	CBL	AMD	MOS	CBL	AMD	MOS	CBL	AMD	MOS	CBL	AMD	MOS
26	Barishal RWH	Pirojpur Sadar	73,980	9,538	7.8	34,020	7,524	4.5	94	22	4.3	1,789	884	2.0	50	32	1.6
27	Barishal RWH	Rajapur	100,720	5,356	18.8	20,390	4,824	4.2	50	3	16.7	1,183	556	2.1	50	11	4.5
28	Barishal RWH	Wazirpur	973,560	8,731	111.5	30,605	11,275	2.7	76	19	4.0	1,638	765	2.1	25	72	0.3
29	Bhola RWH	Bhola Sadar	28,749	11,818	2.4	28,743	11,963	2.4	153	46	3.3	9,789	5,278	1.9	120	113	1.1
30	Bhola RWH	Burhanuddin	21,696	2,989	7.3	16,290	7,331	2.2	91	18	5.1	9,381	1,336	7.0	150	29	5.2
31	Bhola RWH	Char Fasson	30,300	13,593	2.2	48,980	14,679	3.3	98	21	4.7	17,750	8,920	2.0	200	62	3.2
32	Bhola RWH	Daulat Khan	41,894	1,605	26.1	52,370	4,251	12.3	115	5	23.0	7,900	3,449	2.3	500	14	35.7
33	Bhola RWH	Lalmohan	15,530	6,748	2.3	26,924	9,578	2.8	17	16	1.1	8,880	5,098	1.7	50	27	1.9
34	Bhola RWH	Manpura	12,876	4,372	2.9	5,940	2,498	2.4	67	3	22.3	4,400	1,801	2.4	20	32	0.6
35	Bhola RWH	Tazumuddin	42,154	1,374	30.7	54,630	2,552	21.4	60	6	10.0	3,710	1,519	2.4	50	27	1.9
36	Bogura RWH	Adamdighi	29,100	8,959	3.2	362,365	5,945	61.0	158	10	15.8	1,361	244	5.6	50	45	1.1
37	Bogura RWH	Akkelpur	18,072	6,128	2.9	779,375	4,693	166.1	63	12	5.3	976	355	2.7	0	62	0.0
38	Bogura RWH	Atrai	34,400	11,564	3.0	42,275	10,891	3.9	138	5	27.6	1,702	497	3.4	100	50	2.0
39	Bogura RWH	Badalgachhi	20,450	9,640	2.1	32,710	9,849	3.3	31	5	6.2	2,854	1,167	2.4	100	58	1.7
40	Bogura RWH	Bogura Sadar	89,600	67,266	1.3	52,357	14,346	3.6	87	39	2.2	3,620	2,418	1.5	55	142	0.4
41	Bogura RWH	Dhamoirhat	28,904	7,275	4.0	1,166,955	6,931	168.4	78	8	9.8	1,190	542	2.2	0	26	0.0
42	Bogura RWH	Dhunat	63,400	33,216	1.9	57,955	20,415	2.8	93	13	7.2	4,159	2,014	2.1	0	84	0.0
43	Bogura RWH	Dhupchanchia	29,850	8,217	3.6	54,190	7,516	7.2	84	10	8.4	2,618	678	3.9	105	97	1.1
44	Bogura RWH	Gabtali	37,524	26,665	1.4	35,555	13,997	2.5	103	6	17.2	2,590	2,371	1.1	0	115	0.0
45	Bogura RWH	Ghoraghat	13,200	5,261	2.5	26,775	6,136	4.4	56	13	4.3	627	297	2.1	2	38	0.1
46	Bogura RWH	Hakimpur	14,900	6,211	2.4	25,070	4,006	6.3	52	8	6.5	503	215	2.3	0	24	0.0
47	Bogura RWH	Joypurhat Sadar	22,344	15,432	1.4	18,985	10,725	1.8	30	41	0.7	942	802	1.2	75	172	0.4
48	Bogura RWH	Kahaloo	48,348	16,190	3.0	28,680	11,146	2.6	122	30	4.1	2,102	877	2.4	50	121	0.4
49	Bogura RWH	Kalai	8,220	6,100	1.3	32,330	7,551	4.3	51	12	4.3	486	381	1.3	0	49	0.0
50	Bogura RWH	Khetlal	32,136	6,291	5.1	39,755	4,651	8.5	28	13	2.2	693	240	2.9	100	58	1.7

SL	Warehouse Name	Upazila Name	Condom			Shukhi			IUD			Injectables			Implant		
			CBL	AMD	MOS	CBL	AMD	MOS	CBL	AMD	MOS	CBL	AMD	MOS	CBL	AMD	MOS
51	Bogura RWH	Mahadebpur	42,444	15,823	2.7	44,720	15,884	2.8	36	12	3.0	2,645	821	3.2	0	101	0.0
52	Bogura RWH	Manda	29,700	22,119	1.3	60,060	27,491	2.2	202	62	3.3	4,274	1,893	2.3	50	53	0.9
53	Bogura RWH	Nandigram	21,300	9,034	2.4	15,465	10,385	1.5	90	4	22.5	610	381	1.6	0	50	0.0
54	Bogura RWH	Naogaon Sadar	66,964	21,457	3.1	51,345	13,658	3.8	105	18	5.8	3,340	1,283	2.6	0	74	0.0
55	Bogura RWH	Niamatpur	40,496	13,999	2.9	1,296,220	13,563	95.6	188	11	17.1	2,116	892	2.4	0	63	0.0
56	Bogura RWH	Panchbibi	45,020	10,149	4.4	59,283	6,521	9.1	87	15	5.8	2,314	777	3.0	2	78	0.0
57	Bogura RWH	Patnitala	34,500	8,582	4.0	47,029	8,467	5.6	83	8	10.4	2,337	605	3.9	0	69	0.0
58	Bogura RWH	Porsha	25,476	10,539	2.4	63,580	8,771	7.2	86	15	5.7	2,870	458	6.3	0	24	0.0
59	Bogura RWH	Raninagar	31,400	11,027	2.8	30,250	8,946	3.4	110	6	18.3	1,426	506	2.8	0	30	0.0
60	Bogura RWH	Sapahar	28,814	10,471	2.8	39,310	9,796	4.0	86	7	12.3	1,941	999	1.9	50	36	1.4
61	Bogura RWH	Sariakandi	34,776	15,451	2.3	469,990	8,775	53.6	137	27	5.1	2,153	1,156	1.9	50	98	0.5
62	Bogura RWH	Shajahanpur	37,222	45,340	0.8	25,185	13,577	1.9	77	14	5.5	3,418	1,099	3.1	100	97	1.0
63	Bogura RWH	Sherpur	62,100	28,575	2.2	66,520	18,052	3.7	80	20	4.0	3,736	1,524	2.5	0	76	0.0
64	Bogura RWH	Shibganj	17,000	14,759	1.2	399,730	19,939	20.0	32	12	2.7	3,700	3,347	1.1	0	73	0.0
65	Bogura RWH	Sonatola	22,840	10,231	2.2	28,615	9,658	3.0	52	37	1.4	894	759	1.2	0	83	0.0
66	Chattogram RWH	Anowara	18,600	8,327	2.2	133,985	9,645	13.9	77	18	4.3	1,964	837	2.3	100	44	2.3
67	Chattogram RWH	Banshkhali	15,216	11,251	1.4	17,725	9,406	1.9	87	20	4.4	3,286	2,001	1.6	250	102	2.5
68	Chattogram RWH	Boalkhali	257,484	7,178	35.9	180,524	7,955	22.7	8	31	0.3	93	461	0.2	0	46	0.0
69	Chattogram RWH	Chakaria	10,776	13,985	0.8	25,580	14,511	1.8	80	65	1.2	1,475	3,070	0.5	0	63	0.0
70	Chattogram RWH	Chandanaish	27,900	7,253	3.8	35,740	6,870	5.2	81	35	2.3	2,500	838	3.0	50	44	1.1
71	Chattogram RWH	Cox's Bazar Sadar	150,072	19,496	7.7	279,420	15,053	18.6	455	53	8.6	10,490	3,177	3.3	445	74	6.0
72	Chattogram RWH	Dighinala	16,380	8,611	1.9	28,203	8,417	3.4	121	13	9.3	1,827	845	2.2	100	43	2.3
73	Chattogram RWH	Double Mooring	103,440	43,420	2.4	29,980	10,712	2.8	599	230	2.6	5,273	2,205	2.4	228	173	1.3
74	Chattogram RWH	Fatikchhari	192,300	12,975	14.8	224,295	14,274	15.7	87	22	4.0	1,547	1,705	0.9	0	156	0.0
75	Chattogram RWH	Hathazari	32,557	26,655	1.2	32,795	15,466	2.1	86	27	3.2	1,897	1,218	1.6	50	57	0.9

SL	Warehouse Name	Upazila Name	Condom			Shukhi			IUD			Injectables			Implant		
			CBL	AMD	MOS	CBL	AMD	MOS	CBL	AMD	MOS	CBL	AMD	MOS	CBL	AMD	MOS
76	Chattogram RWH	Khagrachhari Sadar	29,832	3,419	8.7	64,045	5,283	12.1	136	44	3.1	1,256	534	2.4	146	25	5.8
77	Chattogram RWH	Kutubdia	36,852	2,230	16.5	23,445	2,431	9.6	163	31	5.3	5,923	873	6.8	100	81	1.2
78	Chattogram RWH	Lakshmichhari	23,587	989	23.8	30,209	1,914	15.8	68	12	5.7	261	98	2.7	100	15	6.7
79	Chattogram RWH	Lohagara	15,238	5,744	2.7	356,039	6,523	54.6	80	13	6.2	2,547	1,144	2.2	150	28	5.4
80	Chattogram RWH	Mahalchhari	32,084	2,901	11.1	36,925	4,097	9.0	112	5	22.4	529	262	2.0	100	20	5.0
81	Chattogram RWH	Maheshkhali	9,272	6,638	1.4	27,885	15,413	1.8	75	45	1.7	2,850	3,003	0.9	128	92	1.4
82	Chattogram RWH	Manikchhari	23,144	1,232	18.8	17,680	1,717	10.3	122	3	40.7	1,043	408	2.6	100	41	2.4
83	Chattogram RWH	Matiranga	36,700	7,677	4.8	35,320	6,810	5.2	125	23	5.4	1,851	838	2.2	102	48	2.1
84	Chattogram RWH	Mirsharai	22,828	10,767	2.1	31,380	11,389	2.8	199	47	4.2	3,302	1,542	2.1	100	48	2.1
85	Chattogram RWH	Panchhari	16,252	2,453	6.6	13,540	4,148	3.3	87	3	29.0	390	167	2.3	100	30	3.3
86	Chattogram RWH	Panchlaish	73,060	36,776	2.0	24,191	9,353	2.6	305	113	2.7	4,793	2,165	2.2	252	124	2.0
87	Chattogram RWH	Patiya	32,100	15,692	2.0	28,845	15,496	1.9	75	113	0.7	2,350	1,783	1.3	0	113	0.0
88	Chattogram RWH	Pekua	32,856	7,728	4.3	199,675	7,255	27.5	125	34	3.7	5,074	2,553	2.0	0	47	0.0
89	Chattogram RWH	Ramgarh	46,168	3,327	13.9	31,850	4,058	7.8	81	4	20.3	477	189	2.5	100	25	4.0
90	Chattogram RWH	Ramu	18,476	9,789	1.9	19,565	6,490	3.0	173	63	2.7	4,871	1,997	2.4	0	83	0.0
91	Chattogram RWH	Rangunia	18,795	12,418	1.5	18,351	10,720	1.7	82	40	2.1	1,494	1,400	1.1	100	64	1.6
92	Chattogram RWH	Raozan	32,072	9,200	3.5	44,883	9,480	4.7	203	64	3.2	2,715	1,007	2.7	200	105	1.9
93	Chattogram RWH	Sandwip	11,254	9,077	1.2	21,315	11,327	1.9	161	13	12.4	1,761	1,256	1.4	10	84	0.1
94	Chattogram RWH	Satkania	26,760	9,040	3.0	27,815	7,705	3.6	101	22	4.6	949	622	1.5	50	91	0.5
95	Chattogram RWH	Sitakunda	21,293	12,092	1.8	29,255	8,496	3.4	85	33	2.6	2,602	1,133	2.3	50	41	1.2
96	Chattogram RWH	Teknaf	50,100	24,515	2.0	24,875	13,659	1.8	174	63	2.8	9,308	4,208	2.2	170	91	1.9
97	Chattogram RWH	Ukhia	14,126	6,433	2.2	27,005	5,555	4.9	77	44	1.8	2,757	1,246	2.2	0	69	0.0
98	Cumilla RWH	Akhaura	47,428	6,385	7.4	27,456	5,301	5.2	170	14	12.1	2,173	741	2.9	10	21	0.5
99	Cumilla RWH	Ashuganj	97,620	11,328	8.6	60,690	6,097	10.0	222	16	13.9	2,069	770	2.7	100	40	2.5
100	Cumilla RWH	Banchhampur	104,100	14,720	7.1	68,560	9,110	7.5	227	20	11.4	4,272	1,536	2.8	0	96	0.0

SL	Warehouse Name	Upazila Name	Condom			Shukhi			IUD			Injectables			Implant		
			CBL	AMD	MOS	CBL	AMD	MOS	CBL	AMD	MOS	CBL	AMD	MOS	CBL	AMD	MOS
101	Cumilla RWH	Barura	68,676	11,936	5.8	68,480	15,909	4.3	139	51	2.7	6,299	2,948	2.1	150	51	2.9
102	Cumilla RWH	Bijoynagar	106,308	11,233	9.5	77,491	8,041	9.6	214	14	15.3	4,109	1,326	3.1	100	93	1.1
103	Cumilla RWH	Brahman Para	48,690	7,681	6.3	61,175	7,348	8.3	160	29	5.5	2,134	775	2.8	111	54	2.1
104	Cumilla RWH	Brahmanbaria Sadar	105,000	25,427	4.1	113,610	10,307	11.0	239	64	3.7	5,687	2,046	2.8	0	114	0.0
105	Cumilla RWH	Burichang	129,578	19,586	6.6	92,015	15,443	6.0	210	31	6.8	4,919	1,549	3.2	160	71	2.3
106	Cumilla RWH	Chandina	104,973	12,112	8.7	59,493	13,418	4.4	248	35	7.1	5,501	2,657	2.1	0	31	0.0
107	Cumilla RWH	Chandpur Sadar	79,800	12,407	6.4	48,375	12,372	3.9	269	98	2.7	6,473	2,256	2.9	40	106	0.4
108	Cumilla RWH	Chauddagram	103,936	16,765	6.2	83,020	14,984	5.5	169	25	6.8	5,998	3,253	1.8	200	37	5.4
109	Cumilla RWH	Cumilla Adarsha Sadar	45,300	41,021	1.1	42,820	15,903	2.7	193	102	1.9	2,504	2,861	0.9	58	138	0.4
110	Cumilla RWH	Cumilla Sadar Dakshin	91,700	14,385	6.4	45,775	14,299	3.2	91	34	2.7	3,364	2,633	1.3	10	58	0.2
111	Cumilla RWH	Daudkandi	108,228	9,830	11.0	62,860	9,135	6.9	322	76	4.2	7,352	1,689	4.4	50	44	1.1
112	Cumilla RWH	Debidwar	118,800	15,885	7.5	76,155	14,764	5.2	251	143	1.8	5,170	2,602	2.0	200	56	3.6
113	Cumilla RWH	Faridganj	114,800	9,875	11.6	79,770	9,806	8.1	275	70	3.9	5,495	2,005	2.7	0	126	0.0
114	Cumilla RWH	Haim Char	29,300	3,375	8.7	29,865	4,102	7.3	137	20	6.9	971	428	2.3	50	26	1.9
115	Cumilla RWH	Hajiganj	100,400	5,494	18.3	53,665	9,951	5.4	424	38	11.2	5,712	1,718	3.3	0	61	0.0
116	Cumilla RWH	Homna	94,412	15,955	5.9	67,035	8,097	8.3	113	24	4.7	2,706	1,152	2.3	10	45	0.2
117	Cumilla RWH	Kachua	106,756	9,374	11.4	60,460	11,017	5.5	137	45	3.0	3,879	2,834	1.4	100	53	1.9
118	Cumilla RWH	Kasba	110,900	18,890	5.9	66,865	12,518	5.3	183	45	4.1	3,999	1,117	3.6	110	138	0.8
119	Cumilla RWH	Laksam	72,800	7,379	9.9	56,785	6,240	9.1	228	38	6.0	3,906	1,404	2.8	10	42	0.2
120	Cumilla RWH	Manoharganj	50,700	9,000	5.6	39,730	7,161	5.5	99	10	9.9	3,239	1,143	2.8	10	35	0.3
121	Cumilla RWH	Matlab Dakshin	56,100	6,588	8.5	48,187	6,384	7.5	270	17	15.9	3,045	1,524	2.0	0	49	0.0
122	Cumilla RWH	Matlab Uttar	81,900	10,943	7.5	44,170	11,055	4.0	257	68	3.8	4,666	1,095	4.3	0	94	0.0
123	Cumilla RWH	Meghna	51,200	4,656	11.0	43,825	3,917	11.2	144	29	5.0	2,577	689	3.7	0	38	0.0
124	Cumilla RWH	Muradnagar	153,698	26,902	5.7	92,025	15,916	5.8	245	42	5.8	5,702	2,591	2.2	150	96	1.6
125	Cumilla RWH	Nabinagar	133,861	21,023	6.4	181,613	14,512	12.5	127	30	4.2	3,918	1,616	2.4	0	88	0.0

SL	Warehouse Name	Upazila Name	Condom			Shukhi			IUD			Injectables			Implant		
			CBL	AMD	MOS	CBL	AMD	MOS	CBL	AMD	MOS	CBL	AMD	MOS	CBL	AMD	MOS
126	Cumilla RWH	Nangalkot	106,300	17,188	6.2	53,106	7,682	6.9	225	31	7.3	7,440	1,859	4.0	50	73	0.7
127	Cumilla RWH	Nasirnagar	66,560	8,053	8.3	63,305	11,774	5.4	120	11	10.9	2,301	984	2.3	0	60	0.0
128	Cumilla RWH	Sarail	78,200	10,457	7.5	74,240	8,262	9.0	110	13	8.5	4,213	1,400	3.0	0	63	0.0
129	Cumilla RWH	Shahrasti	39,300	4,153	9.5	49,370	6,329	7.8	137	19	7.2	2,777	1,898	1.5	0	53	0.0
130	Cumilla RWH	Titas	41,400	5,387	7.7	42,605	3,540	12.0	180	45	4.0	3,023	877	3.4	50	35	1.4
131	Dhaka CWH	Araihazar	44,664	13,166	3.4	34,050	21,411	1.6	161	31	5.2	5,890	2,221	2.7	0	73	0.0
132	Dhaka CWH	Bandar	84,195	36,224	2.3	30,175	16,041	1.9	98	23	4.3	6,488	2,202	2.9	0	56	0.0
133	Dhaka CWH	Belabo	27,120	7,805	3.5	9,295	7,199	1.3	69	12	5.8	1,459	691	2.1	50	45	1.1
134	Dhaka CWH	Daulatpur	24,864	11,268	2.2	30,155	9,233	3.3	91	10	9.1	2,170	1,059	2.0	50	59	0.8
135	Dhaka CWH	Dhamrai	33,760	23,108	1.5	36,681	21,877	1.7	250	98	2.6	2,520	1,376	1.8	300	45	6.7
136	Dhaka CWH	Dohar	19,076	11,562	1.6	8,350	6,412	1.3	91	8	11.4	984	476	2.1	0	45	0.0
137	Dhaka CWH	Gazaria	24,620	8,064	3.1	7,725	7,088	1.1	87	11	7.9	1,312	521	2.5	11	19	0.6
138	Dhaka CWH	Gazipur Sadar	95,712	43,683	2.2	25,080	20,776	1.2	175	54	3.2	4,603	1,953	2.4	300	59	5.1
139	Dhaka CWH	Ghior	22,956	8,413	2.7	31,580	5,276	6.0	64	10	6.4	1,070	475	2.3	572	26	22.0
140	Dhaka CWH	Harirampur	42,788	11,788	3.6	49,650	4,244	11.7	117	4	29.3	1,175	332	3.5	150	66	2.3
141	Dhaka CWH	Kaliakair	50,837	21,839	2.3	28,863	18,393	1.6	126	20	6.3	1,482	666	2.2	0	34	0.0
142	Dhaka CWH	Kaliganj	52,172	27,895	1.9	31,640	15,503	2.0	117	8	14.6	2,680	1,380	1.9	350	24	14.6
143	Dhaka CWH	Kapasias	43,212	17,105	2.5	26,155	13,173	2.0	103	5	20.6	1,372	587	2.3	300	38	7.9
144	Dhaka CWH	Keraniganj	80,400	40,698	2.0	32,030	23,011	1.4	238	68	3.5	6,111	2,813	2.2	0	88	0.0
145	Dhaka CWH	Lohajang	25,464	11,202	2.3	16,965	6,696	2.5	24	13	1.8	1,020	506	2.0	50	78	0.6
146	Dhaka CWH	Manikganj Sadar	55,800	22,542	2.5	34,785	8,937	3.9	107	16	6.7	1,822	878	2.1	300	86	3.5
147	Dhaka CWH	Manohardi	30,600	12,324	2.5	40,715	9,298	4.4	135	26	5.2	3,471	1,691	2.1	100	24	4.2
148	Dhaka CWH	Mirpur	183,600	155,759	1.2	36,090	39,562	0.9	985	336	2.9	21,228	10,166	2.1	0	329	0.0
149	Dhaka CWH	Munshiganj Sadar	57,600	25,405	2.3	50,782	15,701	3.2	74	24	3.1	3,195	1,360	2.3	400	36	11.1
150	Dhaka CWH	Narayanganj Sadar	164,825	70,843	2.3	110,443	46,519	2.4	161	40	4.0	14,743	6,748	2.2	595	110	5.4

SL	Warehouse Name	Upazila Name	Condom			Shukhi			IUD			Injectables			Implant		
			CBL	AMD	MOS	CBL	AMD	MOS	CBL	AMD	MOS	CBL	AMD	MOS	CBL	AMD	MOS
151	Dhaka CWH	Narsingdi Sadar	163,466	62,904	2.6	10,100	51,924	0.2	118	89	1.3	10,164	10,182	1.0	0	86	0.0
152	Dhaka CWH	Nawabganj	42,796	17,970	2.4	14,170	9,900	1.4	122	19	6.4	1,313	642	2.0	20	59	0.3
153	Dhaka CWH	Palash	27,600	12,080	2.3	5,020	10,398	0.5	91	17	5.4	2,051	967	2.1	80	35	2.3
154	Dhaka CWH	Roypura	97,380	44,995	2.2	23,025	21,597	1.1	201	65	3.1	8,563	3,938	2.2	100	30	3.3
155	Dhaka CWH	Rupganj	80,308	32,941	2.4	30,960	31,645	1.0	132	34	3.9	6,476	2,896	2.2	50	59	0.8
156	Dhaka CWH	Saturia	13,400	9,787	1.4	16,545	7,822	2.1	104	19	5.5	1,397	604	2.3	300	38	7.9
157	Dhaka CWH	Savar	111,100	68,748	1.6	56,915	29,825	1.9	265	99	2.7	7,718	3,930	2.0	300	60	5.0
158	Dhaka CWH	Serajdikhan	62,726	15,545	4.0	32,330	15,189	2.1	72	26	2.8	1,401	928	1.5	100	40	2.5
159	Dhaka CWH	Shibalaya	4,500	10,523	0.4	9,189	7,004	1.3	91	7	13.0	595	832	0.7	300	56	5.4
160	Dhaka CWH	Shibpur	39,160	17,787	2.2	24,835	13,770	1.8	117	7	16.7	3,233	1,596	2.0	50	49	1.0
161	Dhaka CWH	Singair	113,580	18,231	6.2	67,842	10,276	6.6	97	13	7.5	632	622	1.0	350	40	8.8
162	Dhaka CWH	Sonargaon	66,305	24,447	2.7	49,325	20,491	2.4	143	18	7.9	6,832	2,527	2.7	50	50	1.0
163	Dhaka CWH	Sreenagar	26,404	12,508	2.1	38,720	9,022	4.3	131	20	6.6	1,155	584	2.0	50	51	1.0
164	Dhaka CWH	Sreepur	63,360	25,365	2.5	45,370	23,214	2.0	140	19	7.4	4,395	1,822	2.4	450	78	5.8
165	Dhaka CWH	Tejgaon	716,100	186,662	3.8	213,640	94,450	2.3	1,150	423	2.7	31,650	13,709	2.3	299	417	0.7
166	Dhaka CWH	Tongi	54,576	27,806	2.0	32,915	8,775	3.8	147	46	3.2	1,643	688	2.4	350	50	7.0
167	Dhaka CWH	Tongibari	12,928	10,620	1.2	8,745	8,498	1.0	107	8	13.4	569	391	1.5	450	17	26.5
168	Dinajpur RWH	Atwari	14,698	2,971	4.9	33,430	5,606	6.0	143	6	23.8	1,747	839	2.1	100	27	3.7
169	Dinajpur RWH	Baliadangi	21,400	3,252	6.6	44,930	7,578	5.9	163	10	16.3	4,290	1,675	2.6	200	49	4.1
170	Dinajpur RWH	Biral	27,326	7,074	3.9	87,515	10,160	8.6	234	14	16.7	2,592	1,274	2.0	10	50	0.2
171	Dinajpur RWH	Birampur	21,000	5,596	3.8	43,650	5,571	7.8	110	12	9.2	1,244	239	5.2	220	59	3.7
172	Dinajpur RWH	Birganj	39,552	9,472	4.2	92,605	18,462	5.0	211	46	4.6	4,314	1,621	2.7	300	138	2.2
173	Dinajpur RWH	Bochaganj	20,986	4,817	4.4	33,189	8,684	3.8	234	31	7.5	2,259	614	3.7	0	83	0.0
174	Dinajpur RWH	Boda	17,500	6,945	2.5	32,655	16,196	2.0	179	8	22.4	4,893	2,226	2.2	300	133	2.3
175	Dinajpur RWH	Chirirbandar	18,160	6,706	2.7	54,715	14,116	3.9	219	15	14.6	2,632	1,123	2.3	0	88	0.0

SL	Warehouse Name	Upazila Name	Condom			Shukhi			IUD			Injectables			Implant		
			CBL	AMD	MOS	CBL	AMD	MOS	CBL	AMD	MOS	CBL	AMD	MOS	CBL	AMD	MOS
176	Dinajpur RWH	Debiganj	34,200	10,368	3.3	78,600	20,349	3.9	183	35	5.2	7,090	3,377	2.1	0	49	0.0
177	Dinajpur RWH	Dinajpur Sadar	49,100	22,602	2.2	74,460	15,716	4.7	213	30	7.1	4,265	1,833	2.3	20	235	0.1
178	Dinajpur RWH	Fulbari	21,372	7,530	2.8	47,810	6,919	6.9	107	21	5.1	1,041	224	4.6	10	90	0.1
179	Dinajpur RWH	Haripur	21,900	3,038	7.2	44,098	5,806	7.6	123	14	8.8	2,950	566	5.2	0	31	0.0
180	Dinajpur RWH	Kaharole	17,800	3,121	5.7	53,885	9,484	5.7	141	25	5.6	1,945	629	3.1	0	67	0.0
181	Dinajpur RWH	Khansama	26,580	3,815	7.0	56,105	13,111	4.3	239	15	15.9	3,381	1,174	2.9	300	75	4.0
182	Dinajpur RWH	Nawabganj	24,500	7,897	3.1	54,855	9,535	5.8	208	7	29.7	3,535	1,112	3.2	0	43	0.0
183	Dinajpur RWH	Panchagarh Sadar	23,200	10,218	2.3	31,965	12,568	2.5	109	11	9.9	4,591	2,135	2.2	300	53	5.7
184	Dinajpur RWH	Parbatipur	46,140	20,842	2.2	39,785	19,996	2.0	361	54	6.7	4,317	1,875	2.3	0	127	0.0
185	Dinajpur RWH	Pirganj	28,900	5,462	5.3	66,660	10,246	6.5	294	28	10.5	2,515	974	2.6	0	87	0.0
186	Dinajpur RWH	Ranisankail	20,956	4,541	4.6	33,960	11,326	3.0	157	9	17.4	2,150	963	2.2	5	38	0.1
187	Dinajpur RWH	Tentulia	13,764	5,158	2.7	31,307	6,296	5.0	148	17	8.7	3,202	493	6.5	0	46	0.0
188	Dinajpur RWH	Thakurgaon Sadar	49,200	16,246	3.0	70,760	25,259	2.8	270	32	8.4	11,509	5,545	2.1	510	158	3.2
189	Faridpur RWH	Alfadanga	131,480	6,689	19.7	12,010	3,407	3.5	49	7	7.0	1,853	435	4.3	50	43	1.2
190	Faridpur RWH	Baliakandi	352,034	21,750	16.2	62,558	11,670	5.4	153	14	10.9	4,194	1,151	3.6	300	43	7.0
191	Faridpur RWH	Bhanga	241,500	22,600	10.7	126,632	13,564	9.3	157	86	1.8	3,220	739	4.4	0	159	0.0
192	Faridpur RWH	Bhedarganj	49,648	6,599	7.5	40,855	8,022	5.1	89	22	4.0	4,576	1,408	3.3	200	37	5.4
193	Faridpur RWH	Boalmari	95,416	13,438	7.1	61,175	11,570	5.3	96	21	4.6	4,159	1,036	4.0	0	100	0.0
194	Faridpur RWH	Char Bhadrasan	24,288	3,863	6.3	8,460	2,084	4.1	61	12	5.1	882	146	6.0	50	43	1.2
195	Faridpur RWH	Damudya	44,616	3,486	12.8	29,925	2,448	12.2	35	6	5.8	1,258	260	4.8	100	21	4.8
196	Faridpur RWH	Faridpur Sadar	143,669	42,692	3.4	49,290	16,873	2.9	141	21	6.7	8,576	2,942	2.9	41	204	0.2
197	Faridpur RWH	Goalanda	396,756	19,080	20.8	75,275	5,635	13.4	49	6	8.2	5,194	1,248	4.2	50	46	1.1
198	Faridpur RWH	Gopalganj Sadar	70,678	26,059	2.7	54,275	12,997	4.2	196	31	6.3	3,428	1,070	3.2	150	104	1.4
199	Faridpur RWH	Gosairhat	348,456	7,783	44.8	39,980	5,818	6.9	102	22	4.6	4,233	840	5.0	100	21	4.8
200	Faridpur RWH	Kalkini	295,300	15,491	19.1	34,210	12,439	2.8	140	38	3.7	3,691	1,240	3.0	200	84	2.4

SL	Warehouse Name	Upazila Name	Condom			Shukhi			IUD			Injectables			Implant		
			CBL	AMD	MOS	CBL	AMD	MOS	CBL	AMD	MOS	CBL	AMD	MOS	CBL	AMD	MOS
201	Faridpur RWH	Kalukhali	61,764	8,268	7.5	36,490	8,140	4.5	375	2	187.5	998	556	1.8	0	0	0.0
202	Faridpur RWH	Kashiani	107,352	13,587	7.9	32,250	9,085	3.5	91	4	22.8	3,191	593	5.4	50	60	0.8
203	Faridpur RWH	Kotalipara	50,400	10,547	4.8	48,340	13,565	3.6	85	9	9.4	3,889	631	6.2	100	46	2.2
204	Faridpur RWH	Madaripur Sadar	49,172	16,886	2.9	39,675	16,091	2.5	310	57	5.4	9,867	3,448	2.9	50	80	0.6
205	Faridpur RWH	Madhukhali	315,596	17,359	18.2	63,975	14,351	4.5	82	34	2.4	4,770	1,244	3.8	0	69	0.0
206	Faridpur RWH	Muksudpur	117,612	20,035	5.9	161,730	20,117	8.0	63	10	6.3	8,112	1,732	4.7	0	67	0.0
207	Faridpur RWH	Nagarkanda	162,540	15,214	10.7	44,855	9,601	4.7	259	31	8.4	2,212	459	4.8	100	57	1.8
208	Faridpur RWH	Naria	349,415	7,681	45.5	35,820	8,076	4.4	33	17	1.9	3,959	488	8.1	100	51	2.0
209	Faridpur RWH	Pangsha	274,700	24,172	11.4	69,224	13,312	5.2	103	18	5.7	7,149	1,895	3.8	400	88	4.5
210	Faridpur RWH	Rajbari Sadar	112,160	27,802	4.0	66,555	12,880	5.2	359	100	3.6	8,455	2,097	4.0	50	171	0.3
211	Faridpur RWH	Rajoir	42,151	10,852	3.9	36,183	10,489	3.4	48	6	8.0	2,824	850	3.3	0	43	0.0
212	Faridpur RWH	Sadarpur	425,512	16,912	25.2	67,110	7,780	8.6	65	13	5.0	2,573	496	5.2	0	79	0.0
213	Faridpur RWH	Saltha	144,480	10,059	14.4	48,935	7,617	6.4	0	21	0.0	3,432	560	6.1	100	50	2.0
214	Faridpur RWH	Shariatpur Sadar	36,028	8,413	4.3	34,365	6,156	5.6	230	45	5.1	2,583	586	4.4	0	68	0.0
215	Faridpur RWH	Shib Char	51,520	16,194	3.2	45,975	13,354	3.4	174	28	6.2	6,295	1,514	4.2	50	47	1.1
216	Faridpur RWH	Tungipara	21,124	7,203	2.9	17,965	4,699	3.8	50	12	4.2	1,947	367	5.3	120	28	4.3
217	Faridpur RWH	Zanjira	321,169	14,736	21.8	34,586	7,239	4.8	188	14	13.4	2,822	625	4.5	250	52	4.8
218	Jamalpur RWH	Bakshiganj	47,200	16,070	2.9	40,480	9,258	4.4	45	3	15.0	1,974	987	2.0	350	32	10.9
219	Jamalpur RWH	Char Rajibpur	35,400	14,559	2.4	42,582	3,090	13.8	13	2	6.5	1,869	774	2.4	100	24	4.2
220	Jamalpur RWH	Dewanganj	48,680	23,291	2.1	84,840	14,328	5.9	53	12	4.4	5,075	2,647	1.9	200	117	1.7
221	Jamalpur RWH	Islampur	54,072	22,913	2.4	153,670	16,197	9.5	108	23	4.7	2,719	1,183	2.3	100	79	1.3
222	Jamalpur RWH	Jamalpur Sadar	88,900	40,868	2.2	49,080	38,447	1.3	129	42	3.1	8,651	4,280	2.0	350	109	3.2
223	Jamalpur RWH	Jhenaigati	25,075	11,806	2.1	53,775	16,131	3.3	95	8	11.9	3,320	1,472	2.3	170	47	3.6
224	Jamalpur RWH	Madarganj	25,700	9,766	2.6	31,240	10,245	3.0	105	14	7.5	1,850	640	2.9	200	70	2.9
225	Jamalpur RWH	Melandaha	52,500	23,275	2.3	42,360	18,209	2.3	132	28	4.7	5,600	2,313	2.4	300	66	4.5

SL	Warehouse Name	Upazila Name	Condom			Shukhi			IUD			Injectables			Implant		
			CBL	AMD	MOS	CBL	AMD	MOS	CBL	AMD	MOS	CBL	AMD	MOS	CBL	AMD	MOS
226	Jamalpur RWH	Nakla	26,784	11,175	2.4	88,070	11,260	7.8	98	15	6.5	3,279	1,206	2.7	100	70	1.4
227	Jamalpur RWH	Nalitabari	34,923	15,581	2.2	49,265	15,804	3.1	52	11	4.7	3,005	1,210	2.5	104	61	1.7
228	Jamalpur RWH	Raumari	40,200	18,120	2.2	40,080	9,074	4.4	85	11	7.7	2,151	1,215	1.8	50	31	1.6
229	Jamalpur RWH	Sarishabari	57,000	27,713	2.1	65,685	16,822	3.9	145	40	3.6	3,810	1,621	2.4	300	65	4.6
230	Jamalpur RWH	Sherpur Sadar	116,600	34,783	3.4	104,290	30,091	3.5	27	24	1.1	13,548	4,329	3.1	1	156	0.0
231	Jamalpur RWH	Sreebardi	30,464	14,516	2.1	74,010	14,846	5.0	99	5	19.8	1,544	632	2.4	300	76	3.9
232	Jashore RWH	Abhaynagar	39,540	16,102	2.5	44,750	9,954	4.5	204	7	29.1	3,155	1,537	2.1	100	47	2.1
233	Jashore RWH	Bagher Para	32,120	17,637	1.8	45,105	11,056	4.1	86	11	7.8	3,153	1,531	2.1	300	58	5.2
234	Jashore RWH	Chaugachha	34,500	21,316	1.6	25,230	9,854	2.6	49	15	3.3	1,669	831	2.0	303	52	5.8
235	Jashore RWH	Harinakunda	18,432	9,013	2.0	40,080	11,238	3.6	182	9	20.2	1,592	804	2.0	150	57	2.6
236	Jashore RWH	Jashore Sadar	38,000	79,330	0.5	46,920	32,808	1.4	228	47	4.9	12,417	7,139	1.7	30	82	0.4
237	Jashore RWH	Jhenaidah Sadar	29,055	22,100	1.3	61,250	14,471	4.2	376	51	7.4	3,800	1,831	2.1	200	79	2.5
238	Jashore RWH	Jhikargachha	23,100	18,891	1.2	28,155	9,614	2.9	150	21	7.1	2,100	1,273	1.6	5	39	0.1
239	Jashore RWH	Kalia	16,900	15,740	1.1	43,695	9,667	4.5	491	11	44.6	905	513	1.8	1,088	32	34.0
240	Jashore RWH	Kaliganj	24,500	16,349	1.5	53,870	12,165	4.4	122	6	20.3	1,491	749	2.0	300	44	6.8
241	Jashore RWH	Keshabpur	28,000	14,363	1.9	37,265	9,511	3.9	338	11	30.7	4,131	1,979	2.1	154	69	2.2
242	Jashore RWH	Kotchandpur	19,700	6,946	2.8	39,525	4,680	8.4	25	5	5.0	950	499	1.9	400	22	18.2
243	Jashore RWH	Lohagara	25,848	17,891	1.4	11,375	10,083	1.1	233	8	29.1	3,450	1,448	2.4	850	38	22.4
244	Jashore RWH	Magura Sadar	34,000	27,999	1.2	47,515	24,115	2.0	128	49	2.6	5,481	2,594	2.1	100	140	0.7
245	Jashore RWH	Maheshpur	16,180	11,362	1.4	45,688	8,464	5.4	251	20	12.6	4,100	1,940	2.1	200	42	4.8
246	Jashore RWH	Manirampur	44,000	25,946	1.7	349,965	16,170	21.6	274	16	17.1	11,262	5,739	2.0	100	57	1.8
247	Jashore RWH	Mohammadpur	15,948	8,195	1.9	41,278	8,784	4.7	76	11	6.9	1,476	768	1.9	200	36	5.6
248	Jashore RWH	Narail Sadar	43,512	23,151	1.9	44,345	15,072	2.9	293	18	16.3	3,777	1,647	2.3	400	55	7.3
249	Jashore RWH	Shailkupa	58,500	20,666	2.8	94,085	15,763	6.0	429	12	35.8	2,935	1,400	2.1	100	89	1.1
250	Jashore RWH	Shalikka	13,704	6,675	2.1	53,810	7,938	6.8	50	10	5.0	1,257	624	2.0	0	28	0.0

SL	Warehouse Name	Upazila Name	Condom			Shukhi			IUD			Injectables			Implant		
			CBL	AMD	MOS	CBL	AMD	MOS	CBL	AMD	MOS	CBL	AMD	MOS	CBL	AMD	MOS
251	Jashore RWH	Sharsha	49,692	30,900	1.6	45,250	12,332	3.7	54	12	4.5	4,873	2,404	2.0	100	52	1.9
252	Jashore RWH	Sreepur	10,572	8,835	1.2	39,115	7,169	5.5	123	14	8.8	1,208	568	2.1	250	39	6.4
253	Khulna RWH	Assasuni	42,300	14,316	3.0	103,725	23,540	4.4	32	5	6.4	4,650	1,456	3.2	100	38	2.6
254	Khulna RWH	Bagerhat Sadar	59,676	18,999	3.1	85,595	13,732	6.2	67	15	4.5	3,823	1,174	3.3	10	60	0.2
255	Khulna RWH	Batiaghata	27,600	10,781	2.6	220,190	9,076	24.3	43	6	7.2	2,090	645	3.2	100	43	2.3
256	Khulna RWH	Chitalmari	37,740	17,572	2.1	156,030	9,202	17.0	68	3	22.7	2,274	1,191	1.9	0	32	0.0
257	Khulna RWH	Dacope	28,276	5,804	4.9	348,430	7,893	44.1	75	12	6.3	1,780	477	3.7	0	92	0.0
258	Khulna RWH	Daulatpur	112,500	44,311	2.5	458,980	15,012	30.6	130	17	7.6	12,100	3,638	3.3	300	50	6.0
259	Khulna RWH	Debhata	31,500	12,157	2.6	122,795	7,222	17.0	38	5	7.6	1,960	402	4.9	50	18	2.8
260	Khulna RWH	Dumurua	71,400	26,485	2.7	471,530	21,121	22.3	195	25	7.8	10,515	1,854	5.7	600	135	4.4
261	Khulna RWH	Fakirhat	17,000	8,634	2.0	248,270	6,122	40.6	37	7	5.3	1,353	461	2.9	0	36	0.0
262	Khulna RWH	Kachua	24,557	5,171	4.7	101,565	4,156	24.4	37	9	4.1	1,099	424	2.6	0	18	0.0
263	Khulna RWH	Kalaroa	61,860	21,322	2.9	208,765	7,352	28.4	129	3	43.0	5,034	986	5.1	150	22	6.8
264	Khulna RWH	Kaliganj	57,300	24,470	2.3	358,215	19,079	18.8	78	6	13.0	4,793	1,325	3.6	0	35	0.0
265	Khulna RWH	Khulna Sadar	55,268	83,554	0.7	396,610	24,721	16.0	367	125	2.9	9,834	5,522	1.8	230	42	5.5
266	Khulna RWH	Koyra	28,200	13,028	2.2	270,175	17,301	15.6	15	20	0.8	1,657	646	2.6	0	105	0.0
267	Khulna RWH	Mollahat	25,386	9,613	2.6	147,760	8,862	16.7	56	4	14.0	1,735	464	3.7	0	56	0.0
268	Khulna RWH	Mongla	46,952	12,855	3.7	134,168	7,715	17.4	48	20	2.4	3,700	962	3.8	0	23	0.0
269	Khulna RWH	Morrelganj	48,200	13,944	3.5	585,860	14,867	39.4	339	78	4.3	8,765	1,399	6.3	200	83	2.4
270	Khulna RWH	Paikgachha	36,600	13,755	2.7	429,840	16,338	26.3	93	22	4.2	4,000	838	4.8	100	61	1.6
271	Khulna RWH	Phultala	31,800	12,401	2.6	328,395	4,308	76.2	115	46	2.5	2,590	537	4.8	220	61	3.6
272	Khulna RWH	Rampal	56,100	12,500	4.5	93,980	8,759	10.7	120	12	10.0	1,700	369	4.6	0	29	0.0
273	Khulna RWH	Rupsa	28,000	13,129	2.1	84,250	9,141	9.2	174	17	10.2	761	399	1.9	0	37	0.0
274	Khulna RWH	Sarankhola	31,000	8,142	3.8	200,710	5,726	35.1	70	8	8.8	2,330	936	2.5	200	36	5.6
275	Khulna RWH	Satkhira Sadar	121,300	44,277	2.7	183,465	18,645	9.8	103	22	4.7	9,538	3,333	2.9	100	44	2.3

SL	Warehouse Name	Upazila Name	Condom			Shukhi			IUD			Injectables			Implant		
			CBL	AMD	MOS	CBL	AMD	MOS	CBL	AMD	MOS	CBL	AMD	MOS	CBL	AMD	MOS
276	Khulna RWH	Shyamnagar	40,520	18,167	2.2	296,025	20,305	14.6	38	8	4.8	3,010	774	3.9	0	38	0.0
277	Khulna RWH	Tala	57,708	16,486	3.5	464,965	15,933	29.2	212	46	4.6	6,070	2,001	3.0	0	32	0.0
278	Khulna RWH	Terokhada	25,956	13,915	1.9	216,470	7,189	30.1	23	7	3.3	650	332	2.0	0	39	0.0
279	Kushtia RWH	Alamdanga	31,900	13,943	2.3	33,165	12,747	2.6	55	10	5.5	3,750	1,878	2.0	0	63	0.0
280	Kushtia RWH	Bheramara	33,008	13,583	2.4	25,325	7,766	3.3	40	8	5.0	1,881	984	1.9	300	41	7.3
281	Kushtia RWH	Chuadanga Sadar	54,300	24,257	2.2	34,980	10,040	3.5	68	15	4.5	6,548	3,150	2.1	100	55	1.8
282	Kushtia RWH	Damurhuda	43,884	17,700	2.5	31,385	10,215	3.1	49	16	3.1	5,872	2,892	2.0	0	57	0.0
283	Kushtia RWH	Daulatpur	85,000	39,912	2.1	55,345	20,202	2.7	18	4	4.5	6,681	3,495	1.9	500	39	12.8
284	Kushtia RWH	Gangni	43,306	22,484	1.9	25,375	10,446	2.4	45	11	4.1	8,450	4,094	2.1	2	33	0.1
285	Kushtia RWH	Jiban Nagar	14,200	5,900	2.4	21,265	5,577	3.8	98	18	5.4	2,247	1,118	2.0	0	65	0.0
286	Kushtia RWH	Khoksa	37,200	15,514	2.4	25,415	8,962	2.8	30	1	30.0	667	289	2.3	0	24	0.0
287	Kushtia RWH	Kumarkhali	46,182	21,597	2.1	34,148	10,232	3.3	96	9	10.7	2,545	1,218	2.1	50	68	0.7
288	Kushtia RWH	Kushtia Sadar	92,600	39,437	2.3	57,325	23,610	2.4	187	57	3.3	9,269	4,290	2.2	404	178	2.3
289	Kushtia RWH	Meherpur Sadar	52,044	24,370	2.1	24,480	7,050	3.5	26	10	2.6	5,650	2,627	2.2	100	30	3.3
290	Kushtia RWH	Mirpur	49,800	26,144	1.9	41,445	14,631	2.8	31	2	15.5	3,739	1,910	2.0	500	43	11.6
291	Kushtia RWH	Mujib Nagar	19,120	7,134	2.7	11,020	2,323	4.7	36	6	6.0	1,892	944	2.0	10	13	0.8
292	Mymensingh RWH	Atpara	91,500	5,301	17.3	6,075	8,837	0.7	156	5	31.2	962	643	1.5	1	42	0.0
293	Mymensingh RWH	Austagram	52,200	13,212	4.0	28,195	11,759	2.4	70	21	3.3	2,823	1,224	2.3	200	17	11.8
294	Mymensingh RWH	Bajitpur	112,648	14,744	7.6	178,340	13,918	12.8	89	12	7.4	1,694	674	2.5	100	30	3.3
295	Mymensingh RWH	Barhatta	76,700	10,145	7.6	25,415	13,091	1.9	138	3	46.0	2,817	1,424	2.0	400	61	6.6
296	Mymensingh RWH	Bhairab	61,956	23,009	2.7	187,890	14,872	12.6	79	21	3.8	3,173	1,588	2.0	200	79	2.5
297	Mymensingh RWH	Bhaluka	426,000	31,420	13.6	20,875	30,981	0.7	91	66	1.4	3,827	1,736	2.2	100	67	1.5
298	Mymensingh RWH	Dharampasha	106,528	19,627	5.4	261,230	17,352	15.1	135	17	7.9	4,522	1,748	2.6	0	148	0.0
299	Mymensingh RWH	Dhobaura	73,200	11,991	6.1	173,345	12,499	13.9	201	6	33.5	1,750	1,165	1.5	70	26	2.7
300	Mymensingh RWH	Durgapur	94,100	20,205	4.7	4,800	16,860	0.3	121	17	7.1	5,336	2,448	2.2	100	39	2.6

SL	Warehouse Name	Upazila Name	Condom			Shukhi			IUD			Injectables			Implant		
			CBL	AMD	MOS	CBL	AMD	MOS	CBL	AMD	MOS	CBL	AMD	MOS	CBL	AMD	MOS
301	Mymensingh RWH	Fulbaria	119,400	20,726	5.8	152,370	37,251	4.1	108	42	2.6	2,674	1,406	1.9	200	47	4.3
302	Mymensingh RWH	Gaffargaon	144,324	29,269	4.9	83,360	25,417	3.3	94	22	4.3	4,061	2,050	2.0	0	76	0.0
303	Mymensingh RWH	Gauripur	111,492	10,115	11.0	338,400	19,312	17.5	116	11	10.5	3,305	1,690	2.0	50	49	1.0
304	Mymensingh RWH	Haluaghat	123,772	13,301	9.3	170,160	20,878	8.2	75	21	3.6	2,686	1,354	2.0	300	50	6.0
305	Mymensingh RWH	Hossainpur	104,100	8,993	11.6	252,244	11,262	22.4	105	16	6.6	1,468	862	1.7	200	45	4.4
306	Mymensingh RWH	Ishwarganj	148,024	17,167	8.6	142,860	41,130	3.5	166	7	23.7	2,824	1,878	1.5	100	48	2.1
307	Mymensingh RWH	Itna	32,972	7,006	4.7	24,950	9,035	2.8	141	4	35.3	855	214	4.0	200	36	5.6
308	Mymensingh RWH	Kalmakanda	53,340	22,888	2.3	147,075	19,255	7.6	75	4	18.8	1,836	1,159	1.6	0	51	0.0
309	Mymensingh RWH	Karimganj	89,952	11,881	7.6	217,395	16,175	13.4	72	23	3.1	1,683	795	2.1	200	99	2.0
310	Mymensingh RWH	Katiadi	120,840	12,976	9.3	187,889	12,677	14.8	157	30	5.2	2,402	1,268	1.9	250	70	3.6
311	Mymensingh RWH	Kendua	133,424	14,406	9.3	9,955	23,794	0.4	167	12	13.9	2,356	1,227	1.9	27	71	0.4
312	Mymensingh RWH	Khaliajuri	47,376	5,250	9.0	28,230	5,790	4.9	100	2	50.0	1,037	421	2.5	0	36	0.0
313	Mymensingh RWH	Kishoreganj Sadar	51,996	24,573	2.1	21,125	18,321	1.2	382	104	3.7	4,080	1,911	2.1	250	96	2.6
314	Mymensingh RWH	Kuliar Char	108,800	12,331	8.8	19,175	8,528	2.2	100	8	12.5	2,169	861	2.5	100	58	1.7
315	Mymensingh RWH	Madan	86,167	9,513	9.1	13,717	11,243	1.2	219	9	24.3	995	616	1.6	42	73	0.6
316	Mymensingh RWH	Mithamain	40,080	8,453	4.7	25,015	6,761	3.7	66	8	8.3	457	227	2.0	150	33	4.5
317	Mymensingh RWH	Mohanganj	73,000	6,932	10.5	17,310	11,210	1.5	83	11	7.5	2,076	952	2.2	50	61	0.8
318	Mymensingh RWH	Muktagachha	86,412	22,308	3.9	140,780	29,276	4.8	116	11	10.5	3,769	1,955	1.9	150	83	1.8
319	Mymensingh RWH	Mymensingh Sadar	111,560	46,158	2.4	49,380	47,341	1.0	244	77	3.2	6,784	3,318	2.0	350	196	1.8
320	Mymensingh RWH	Nandail	142,654	13,217	10.8	156,850	42,738	3.7	45	25	1.8	4,574	2,341	2.0	50	49	1.0
321	Mymensingh RWH	Netrakona Sadar	63,171	19,136	3.3	12,674	26,201	0.5	164	11	14.9	4,580	2,356	1.9	100	75	1.3
322	Mymensingh RWH	Nikli	77,988	4,879	16.0	27,460	5,342	5.1	113	26	4.3	922	458	2.0	200	66	3.0
323	Mymensingh RWH	Pakundia	134,556	8,766	15.3	57,355	10,083	5.7	151	25	6.0	1,854	713	2.6	200	78	2.6
324	Mymensingh RWH	Phulpur	135,100	17,778	7.6	930	45,449	0.0	50	66	0.8	3,897	2,499	1.6	50	129	0.4
325	Mymensingh RWH	Purbadhala	99,700	14,612	6.8	162,415	21,144	7.7	142	4	35.5	3,710	2,042	1.8	5	80	0.1

SL	Warehouse Name	Upazila Name	Condom			Shukhi			IUD			Injectables			Implant		
			CBL	AMD	MOS	CBL	AMD	MOS	CBL	AMD	MOS	CBL	AMD	MOS	CBL	AMD	MOS
326	Mymensingh RWH	Tarail	75,128	14,347	5.2	177,750	11,490	15.5	103	24	4.3	2,028	853	2.4	150	50	3.0
327	Mymensingh RWH	Trishal	80,220	27,368	2.9	1,670	35,762	0.0	55	32	1.7	3,890	1,607	2.4	200	64	3.1
328	Noakhali RWH	Begumganj	16,700	21,437	0.8	19,270	13,139	1.5	175	86	2.0	1,293	1,733	0.7	10	123	0.1
329	Noakhali RWH	Chatkhil	10,900	3,867	2.8	18,104	3,570	5.1	53	25	2.1	1,862	724	2.6	1	52	0.0
330	Noakhali RWH	Chhagalnaiya	21,700	6,875	3.2	19,480	6,205	3.1	122	18	6.8	1,712	961	1.8	100	30	3.3
331	Noakhali RWH	Companiganj	27,512	9,203	3.0	12,645	6,401	2.0	70	12	5.8	2,839	1,233	2.3	0	58	0.0
332	Noakhali RWH	Daganbhuiyan	23,520	11,575	2.0	11,030	5,604	2.0	81	13	6.2	1,965	891	2.2	150	39	3.8
333	Noakhali RWH	Feni Sadar	102,540	32,458	3.2	36,149	14,658	2.5	513	143	3.6	6,311	3,370	1.9	430	118	3.6
334	Noakhali RWH	Fulgazi	17,052	5,054	3.4	13,755	3,207	4.3	83	22	3.8	654	393	1.7	150	18	8.3
335	Noakhali RWH	Hatiya	55,436	18,480	3.0	52,224	16,857	3.1	364	67	5.4	5,055	3,005	1.7	0	194	0.0
336	Noakhali RWH	Kabirhat	18,486	7,288	2.5	16,960	5,376	3.2	115	17	6.8	2,260	1,200	1.9	205	51	4.0
337	Noakhali RWH	Kamalnagar	31,620	6,031	5.2	23,299	5,609	4.2	143	51	2.8	9,980	3,477	2.9	305	58	5.3
338	Noakhali RWH	Lakshmipur Sadar	20,228	12,664	1.6	9,705	11,642	0.8	140	41	3.4	7,476	5,570	1.3	206	61	3.4
339	Noakhali RWH	Noakhali Sadar	29,400	22,568	1.3	16,420	11,862	1.4	170	59	2.9	5,918	2,809	2.1	0	141	0.0
340	Noakhali RWH	Parshuram	24,511	5,274	4.6	19,780	3,930	5.0	93	16	5.8	968	483	2.0	0	27	0.0
341	Noakhali RWH	Ramganj	46,496	4,964	9.4	48,330	4,760	10.2	161	12	13.4	3,807	1,327	2.9	200	37	5.4
342	Noakhali RWH	Ramgati	67,683	4,144	16.3	11,082	5,849	1.9	74	19	3.9	6,535	3,177	2.1	0	70	0.0
343	Noakhali RWH	Roypur	29,612	3,221	9.2	27,330	6,748	4.1	123	37	3.3	3,401	1,279	2.7	0	33	0.0
344	Noakhali RWH	Senbagh	22,500	7,767	2.9	21,100	6,125	3.4	121	26	4.7	2,429	1,240	2.0	0	59	0.0
345	Noakhali RWH	Sonagazi	26,900	12,609	2.1	25,305	8,849	2.9	215	29	7.4	4,800	2,372	2.0	300	26	11.5
346	Noakhali RWH	Sonaimuri	19,900	7,627	2.6	17,765	5,222	3.4	87	15	5.8	2,793	1,602	1.7	101	48	2.1
347	Noakhali RWH	Subarnachar	24,600	11,553	2.1	19,125	7,913	2.4	135	26	5.2	2,773	1,270	2.2	50	115	0.4
348	Pabna RWH	Atgharia	59,700	10,175	5.9	58,965	9,563	6.2	140	10	14.0	2,015	393	5.1	50	30	1.7
349	Pabna RWH	Belkuchi	116,100	47,352	2.5	53,312	23,819	2.2	210	12	17.5	8,123	2,233	3.6	100	13	7.7
350	Pabna RWH	Bera	142,700	10,539	13.5	220,470	12,660	17.4	311	59	5.3	12,689	1,265	10.0	105	24	4.4

SL	Warehouse Name	Upazila Name	Condom			Shukhi			IUD			Injectables			Implant		
			CBL	AMD	MOS	CBL	AMD	MOS	CBL	AMD	MOS	CBL	AMD	MOS	CBL	AMD	MOS
351	Pabna RWH	Bhangura	217,012	7,487	29.0	143,175	4,975	28.8	144	7	20.6	2,934	141	20.8	110	23	4.8
352	Pabna RWH	Chatmohar	159,168	33,755	4.7	50,340	26,262	1.9	400	25	16.0	9,485	1,345	7.1	200	27	7.4
353	Pabna RWH	Faridpur	228,208	6,709	34.0	122,500	6,000	20.4	169	11	15.4	4,498	902	5.0	100	36	2.8
354	Pabna RWH	Ishwardi	92,832	27,248	3.4	107,867	16,681	6.5	245	19	12.9	10,141	1,209	8.4	150	72	2.1
355	Pabna RWH	Kamarkhanda	97,438	13,077	7.5	69,750	9,229	7.6	232	21	11.0	8,657	1,068	8.1	50	20	2.5
356	Pabna RWH	Kazipur	97,300	34,837	2.8	137,518	13,177	10.4	200	75	2.7	11,480	2,383	4.8	250	80	3.1
357	Pabna RWH	Pabna Sadar	98,244	48,123	2.0	44,635	35,417	1.3	245	98	2.5	10,900	6,406	1.7	200	88	2.3
358	Pabna RWH	Royganj	99,400	19,289	5.2	81,400	20,887	3.9	119	30	4.0	8,298	1,570	5.3	100	14	7.1
359	Pabna RWH	Santhia	77,600	19,620	4.0	69,490	16,284	4.3	82	16	5.1	20,900	2,655	7.9	205	28	7.3
360	Pabna RWH	Shahjadpur	270,680	40,625	6.7	225,130	25,092	9.0	534	117	4.6	27,188	4,987	5.5	51	175	0.3
361	Pabna RWH	Sirajganj Sadar	115,500	42,166	2.7	39,200	26,359	1.5	250	56	4.5	15,800	4,265	3.7	150	52	2.9
362	Pabna RWH	Sujanagar	170,352	15,416	11.1	135,960	11,419	11.9	292	21	13.9	10,256	1,938	5.3	100	54	1.9
363	Pabna RWH	Tarash	133,200	15,327	8.7	120,750	15,724	7.7	228	43	5.3	9,437	1,263	7.5	250	37	6.8
364	Pabna RWH	Ullah Para	253,300	57,396	4.4	124,905	33,517	3.7	347	147	2.4	21,054	4,827	4.4	150	37	4.1
365	Patuakhali RWH	Amtali	24,292	11,282	2.2	39,140	16,930	2.3	34	7	4.9	3,540	1,758	2.0	300	140	2.1
366	Patuakhali RWH	Bamna	10,700	3,185	3.4	11,170	4,099	2.7	44	5	8.8	431	197	2.2	200	76	2.6
367	Patuakhali RWH	Barguna Sadar	20,700	8,594	2.4	26,170	12,440	2.1	90	42	2.1	7,050	3,321	2.1	100	104	1.0
368	Patuakhali RWH	Bauphal	22,485	8,752	2.6	42,240	14,143	3.0	130	40	3.3	4,380	2,162	2.0	300	71	4.2
369	Patuakhali RWH	Betagi	9,800	4,161	2.4	12,840	5,045	2.5	75	9	8.3	1,320	610	2.2	50	24	2.1
370	Patuakhali RWH	Dashmina	10,954	4,099	2.7	17,205	6,525	2.6	106	20	5.3	1,897	919	2.1	100	105	1.0
371	Patuakhali RWH	Dumki	10,116	3,585	2.8	8,755	2,840	3.1	58	7	8.3	823	377	2.2	50	18	2.8
372	Patuakhali RWH	Galachipa	31,004	13,739	2.3	44,820	21,372	2.1	93	31	3.0	7,528	3,692	2.0	50	124	0.4
373	Patuakhali RWH	Kalapara	29,714	8,283	3.6	47,425	14,828	3.2	39	16	2.4	8,753	2,970	2.9	175	56	3.1
374	Patuakhali RWH	Mirzaganj	14,844	6,014	2.5	19,355	6,295	3.1	26	3	8.7	1,298	584	2.2	450	26	17.3
375	Patuakhali RWH	Patharghata	16,788	6,330	2.7	19,755	8,554	2.3	60	19	3.2	2,595	1,257	2.1	125	74	1.7

SL	Warehouse Name	Upazila Name	Condom			Shukhi			IUD			Injectables			Implant		
			CBL	AMD	MOS	CBL	AMD	MOS	CBL	AMD	MOS	CBL	AMD	MOS	CBL	AMD	MOS
376	Patuakhali RWH	Patuakhali Sadar	32,136	14,668	2.2	31,983	14,206	2.3	240	91	2.6	7,003	3,300	2.1	480	116	4.1
377	Rajshahi RWH	Bagatipara	46,152	16,695	2.8	23,010	6,993	3.3	35	7	5.0	678	337	2.0	50	39	1.3
378	Rajshahi RWH	Bagha	68,100	25,123	2.7	46,360	8,464	5.5	94	3	31.3	5,062	1,428	3.5	100	36	2.8
379	Rajshahi RWH	Baghmara	53,300	38,689	1.4	32,760	21,366	1.5	97	34	2.9	2,590	1,849	1.4	500	75	6.7
380	Rajshahi RWH	Baraigram	109,500	14,546	7.5	72,300	10,082	7.2	76	28	2.7	2,200	1,197	1.8	20	67	0.3
381	Rajshahi RWH	Bholahat	15,612	7,455	2.1	23,430	4,778	4.9	50	2	25.0	953	523	1.8	50	23	2.2
382	Rajshahi RWH	Boalia	58,800	53,737	1.1	18,730	5,755	3.3	169	29	5.8	4,206	1,868	2.3	315	107	2.9
383	Rajshahi RWH	Chapai Nababganj Sadar	67,500	44,138	1.5	42,170	15,290	2.8	215	58	3.7	4,420	2,649	1.7	50	40	1.3
384	Rajshahi RWH	Charghat	58,500	22,562	2.6	67,255	10,197	6.6	36	15	2.4	1,200	514	2.3	50	49	1.0
385	Rajshahi RWH	Durgapur	55,116	15,950	3.5	73,055	7,261	10.1	91	4	22.8	1,008	340	3.0	50	27	1.9
386	Rajshahi RWH	Godagari	78,000	45,340	1.7	39,760	16,197	2.5	104	10	10.4	7,514	2,712	2.8	200	32	6.3
387	Rajshahi RWH	Gomastapur	52,500	24,014	2.2	11,192	10,726	1.0	27	10	2.7	1,779	959	1.9	2	28	0.1
388	Rajshahi RWH	Gurudasapur	85,272	30,095	2.8	57,225	14,494	3.9	113	9	12.6	2,583	1,330	1.9	75	50	1.5
389	Rajshahi RWH	Lalpur	64,408	20,858	3.1	51,480	14,945	3.4	70	14	5.0	3,021	1,514	2.0	15	70	0.2
390	Rajshahi RWH	Mohanpur	35,014	15,721	2.2	40,785	5,728	7.1	31	1	31.0	3,505	1,448	2.4	125	34	3.7
391	Rajshahi RWH	Nachole	27,000	10,363	2.6	30,010	5,328	5.6	21	3	7.0	1,325	713	1.9	10	14	0.7
392	Rajshahi RWH	Natore Sadar	80,940	34,862	2.3	24,955	14,970	1.7	174	28	6.2	2,411	1,210	2.0	70	114	0.6
393	Rajshahi RWH	Paba	32,200	38,328	0.8	28,505	11,018	2.6	57	3	19.0	5,955	3,079	1.9	110	19	5.8
394	Rajshahi RWH	Puthia	29,744	30,138	1.0	41,675	13,298	3.1	31	7	4.4	2,177	951	2.3	100	35	2.9
395	Rajshahi RWH	Shibganj	7,200	44,462	0.2	7,680	19,354	0.4	100	13	7.7	1,600	1,851	0.9	100	61	1.6
396	Rajshahi RWH	Singra	97,234	29,976	3.2	60,350	18,187	3.3	87	24	3.6	5,270	1,789	2.9	50	87	0.6
397	Rajshahi RWH	Tanore	76,200	17,356	4.4	32,400	12,539	2.6	123	10	12.3	1,834	859	2.1	120	121	1.0
398	Rangamati RWH	Baghaichhari	18,684	9,791	1.9	17,220	6,559	2.6	39	3	13.0	713	328	2.2	110	23	4.8
399	Rangamati RWH	Barkal	29,800	3,918	7.6	23,990	3,274	7.3	21	3	7.0	2,100	314	6.7	122	6	20.3
400	Rangamati RWH	Belai Chhari	5,409	1,588	3.4	10,973	2,233	4.9	49	4	12.3	1,000	124	8.1	20	19	1.1

SL	Warehouse Name	Upazila Name	Condom			Shukhi			IUD			Injectables			Implant		
			CBL	AMD	MOS	CBL	AMD	MOS	CBL	AMD	MOS	CBL	AMD	MOS	CBL	AMD	MOS
401	Rangamati RWH	Jurai Chhari	15,864	2,162	7.3	15,350	2,019	7.6	40	3	13.3	1,245	156	8.0	100	18	5.6
402	Rangamati RWH	Kaptai	18,000	5,367	3.4	9,720	2,616	3.7	47	2	23.5	164	340	0.5	45	27	1.7
403	Rangamati RWH	Kawkhali (betbunia)	29,432	2,348	12.5	15,733	2,365	6.7	30	5	6.0	1,626	346	4.7	37	35	1.1
404	Rangamati RWH	Langadu	26,616	4,832	5.5	21,235	4,059	5.2	55	12	4.6	2,192	395	5.5	0	32	0.0
405	Rangamati RWH	Naniarchar	37,296	4,600	8.1	26,255	3,951	6.6	14	3	4.7	1,603	183	8.8	100	14	7.1
406	Rangamati RWH	Rajasthali	4,308	1,098	3.9	8,950	1,372	6.5	67	2	33.5	1,582	74	21.4	39	15	2.6
407	Rangamati RWH	Rangamati Sadar	33,868	7,636	4.4	22,420	6,276	3.6	144	46	3.1	1,691	555	3.0	110	50	2.2
408	Rangpur RWH	Aditmari	375,600	12,080	31.1	483,020	15,072	32.0	187	98	1.9	4,341	2,846	1.5	0	59	0.0
409	Rangpur RWH	Badarganj	266,724	11,164	23.9	314,596	15,832	19.9	100	45	2.2	4,390	2,087	2.1	0	54	0.0
410	Rangpur RWH	Bhurungamari	296,565	12,431	23.9	609,462	17,397	35.0	89	31	2.9	6,519	3,457	1.9	150	34	4.4
411	Rangpur RWH	Chilmari	299,552	12,239	24.5	370,785	9,330	39.7	60	15	4.0	2,471	1,102	2.2	210	70	3.0
412	Rangpur RWH	Dimla	302,108	7,451	40.5	519,410	18,069	28.7	156	50	3.1	4,080	1,915	2.1	300	84	3.6
413	Rangpur RWH	Domar	316,548	5,926	53.4	352,532	13,761	25.6	55	15	3.7	4,145	2,187	1.9	205	46	4.5
414	Rangpur RWH	Fulchhari	44,996	19,878	2.3	13,965	11,036	1.3	13	23	0.6	5,071	2,714	1.9	0	28	0.0
415	Rangpur RWH	Gaibandha Sadar	38,786	17,215	2.3	50,674	23,685	2.1	61	21	2.9	8,862	3,884	2.3	200	85	2.4
416	Rangpur RWH	Gangachara	270,688	14,384	18.8	310,070	19,477	15.9	132	51	2.6	8,278	4,273	1.9	300	82	3.7
417	Rangpur RWH	Gobindaganj	772,152	47,516	16.3	132,835	32,558	4.1	66	22	3.0	7,739	3,902	2.0	364	54	6.7
418	Rangpur RWH	Hatibandha	306,316	9,598	31.9	382,090	11,091	34.5	95	35	2.7	4,439	2,183	2.0	50	77	0.6
419	Rangpur RWH	Jaldhaka	311,388	14,034	22.2	156,690	22,308	7.0	102	38	2.7	7,869	3,795	2.1	0	70	0.0
420	Rangpur RWH	Kaliganj	319,700	5,841	54.7	395,850	11,155	35.5	109	55	2.0	2,381	1,373	1.7	300	35	8.6
421	Rangpur RWH	Kaunia	280,900	10,853	25.9	677,365	10,323	65.6	26	11	2.4	5,690	2,933	1.9	100	53	1.9
422	Rangpur RWH	Kishoreganj	314,500	5,569	56.5	522,040	16,102	32.4	140	48	2.9	3,650	1,561	2.3	200	62	3.2
423	Rangpur RWH	Kurigram Sadar	30,568	12,022	2.5	37,935	11,071	3.4	72	34	2.1	4,540	2,601	1.7	250	63	4.0
424	Rangpur RWH	Lalmonirhat Sadar	34,068	10,312	3.3	35,240	15,085	2.3	70	19	3.7	6,141	3,113	2.0	200	69	2.9
425	Rangpur RWH	Mitha Pukur	300,000	16,532	18.1	501,795	21,279	23.6	39	7	5.6	4,929	2,518	2.0	50	49	1.0

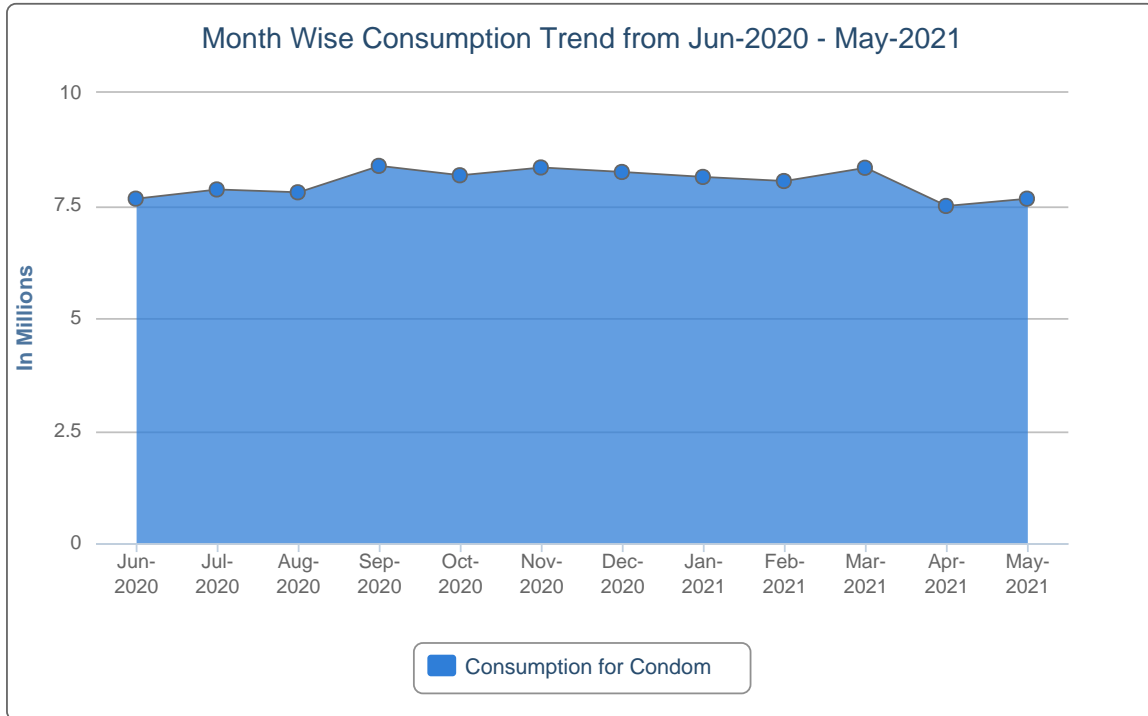
SL	Warehouse Name	Upazila Name	Condom			Shukhi			IUD			Injectables			Implant		
			CBL	AMD	MOS	CBL	AMD	MOS	CBL	AMD	MOS	CBL	AMD	MOS	CBL	AMD	MOS
426	Rangpur RWH	Nageshwari	270,899	15,174	17.9	626,950	30,634	20.5	94	30	3.1	9,720	5,119	1.9	150	54	2.8
427	Rangpur RWH	Nilphamari Sadar	37,439	9,520	3.9	19,245	28,064	0.7	108	48	2.3	6,210	3,234	1.9	350	80	4.4
428	Rangpur RWH	Palashbari	31,936	8,858	3.6	31,554	15,627	2.0	23	7	3.3	4,057	2,162	1.9	50	65	0.8
429	Rangpur RWH	Patgram	262,884	6,343	41.4	324,980	13,515	24.0	31	11	2.8	4,057	2,081	1.9	150	15	10.0
430	Rangpur RWH	Phulbari	320,100	6,260	51.1	339,775	13,366	25.4	189	74	2.6	4,975	2,716	1.8	150	49	3.1
431	Rangpur RWH	Pirgachha	45,000	17,056	2.6	64,555	16,796	3.8	155	72	2.2	7,100	3,299	2.2	200	70	2.9
432	Rangpur RWH	Pirganj	427,948	18,596	23.0	317,620	27,496	11.6	113	41	2.8	5,100	2,215	2.3	100	77	1.3
433	Rangpur RWH	Rajarhat	14,408	6,313	2.3	32,075	12,082	2.7	56	27	2.1	3,942	1,966	2.0	150	47	3.2
434	Rangpur RWH	Rangpur Sadar	62,100	26,497	2.3	52,110	26,281	2.0	127	44	2.9	8,492	3,853	2.2	100	175	0.6
435	Rangpur RWH	Sadullapur	133,260	20,615	6.5	148,860	20,951	7.1	138	52	2.7	8,305	3,983	2.1	400	77	5.2
436	Rangpur RWH	Saghata	70,388	9,927	7.1	23,695	19,770	1.2	70	12	5.8	4,332	1,523	2.8	200	35	5.7
437	Rangpur RWH	Saidpur	30,862	10,770	2.9	17,420	9,044	1.9	43	4	10.8	3,654	1,489	2.5	400	32	12.5
438	Rangpur RWH	Sundarganj	172,188	31,627	5.4	354,375	41,112	8.6	190	87	2.2	16,538	8,551	1.9	50	173	0.3
439	Rangpur RWH	Taraganj	612,336	8,353	73.3	639,995	8,649	74.0	17	6	2.8	1,836	1,043	1.8	0	96	0.0
440	Rangpur RWH	Ulipur	266,048	22,476	11.8	74,185	28,430	2.6	43	22	2.0	5,797	3,343	1.7	300	52	5.8
441	Sylhet RWH	Ajmiriganj	52,468	5,700	9.2	5,285	6,775	0.8	50	9	5.6	2,130	520	4.1	0	33	0.0
442	Sylhet RWH	Bahubal	62,796	6,204	10.1	14,117	5,945	2.4	63	5	12.6	1,304	425	3.1	110	25	4.4
443	Sylhet RWH	Balaganj	72,700	26,762	2.7	20,480	8,663	2.4	221	8	27.6	5,828	1,558	3.7	8	51	0.2
444	Sylhet RWH	Baniachong	88,320	9,197	9.6	39,330	12,875	3.1	34	11	3.1	2,865	737	3.9	1	66	0.0
445	Sylhet RWH	Barlekha	121,304	7,047	17.2	11,740	5,933	2.0	300	3	100.0	939	494	1.9	5	56	0.1
446	Sylhet RWH	Beani Bazar	90,600	13,066	6.9	10,085	4,704	2.1	118	12	9.8	1,470	717	2.1	5	51	0.1
447	Sylhet RWH	Bishwambarpur	67,960	4,963	13.7	16,557	6,645	2.5	73	7	10.4	1,970	817	2.4	24	39	0.6
448	Sylhet RWH	Bishwanath	60,600	10,042	6.0	13,179	4,658	2.8	25	14	1.8	1,073	530	2.0	2	47	0.0
449	Sylhet RWH	Chhatak	49,600	14,408	3.4	18,270	9,363	2.0	138	37	3.7	2,503	740	3.4	50	41	1.2
450	Sylhet RWH	Chunarughat	94,780	8,764	10.8	4,101	14,136	0.3	100	2	50.0	1,395	1,072	1.3	2	61	0.0

SL	Warehouse Name	Upazila Name	Condom			Shukhi			IUD			Injectables			Implant		
			CBL	AMD	MOS	CBL	AMD	MOS	CBL	AMD	MOS	CBL	AMD	MOS	CBL	AMD	MOS
451	Sylhet RWH	Companiganj	42,668	12,900	3.3	25,015	6,949	3.6	126	3	42.0	1,263	1,271	1.0	52	45	1.2
452	Sylhet RWH	Dakshin Sunamganj	47,500	9,080	5.2	10,285	6,873	1.5	163	12	13.6	2,336	715	3.3	110	73	1.5
453	Sylhet RWH	Dakshin Surma	76,400	33,754	2.3	16,605	9,019	1.8	104	3	34.7	2,217	1,044	2.1	50	18	2.8
454	Sylhet RWH	Derai	67,804	27,710	2.4	17,340	10,556	1.6	95	15	6.3	2,036	909	2.2	127	50	2.5
455	Sylhet RWH	Dowarabazar	50,204	11,603	4.3	15,795	10,193	1.5	100	3	33.3	1,920	759	2.5	51	93	0.5
456	Sylhet RWH	Fenchuganj	86,400	4,904	17.6	13,990	2,772	5.0	135	9	15.0	861	266	3.2	40	21	1.9
457	Sylhet RWH	Golapganj	32,032	18,264	1.8	10,890	4,695	2.3	56	13	4.3	722	512	1.4	25	47	0.5
458	Sylhet RWH	Gowainghat	54,100	18,100	3.0	13,890	9,651	1.4	25	15	1.7	4,910	2,936	1.7	20	71	0.3
459	Sylhet RWH	Habiganj Sadar	79,200	14,755	5.4	28,720	13,216	2.2	200	96	2.1	3,035	1,418	2.1	20	37	0.5
460	Sylhet RWH	Jagannathpur	63,640	11,086	5.7	14,780	6,154	2.4	51	16	3.2	2,220	333	6.7	10	61	0.2
461	Sylhet RWH	Jaintiapur	49,200	14,342	3.4	9,405	6,479	1.5	50	18	2.8	4,150	2,452	1.7	50	36	1.4
462	Sylhet RWH	Jamalganj	49,528	11,128	4.5	16,370	10,369	1.6	219	3	73.0	2,103	1,155	1.8	100	32	3.1
463	Sylhet RWH	Juri	84,600	7,109	11.9	10,415	4,881	2.1	153	22	7.0	869	366	2.4	10	94	0.1
464	Sylhet RWH	Kamalganj	129,500	12,115	10.7	28,375	9,363	3.0	190	25	7.6	2,325	846	2.7	5	61	0.1
465	Sylhet RWH	Kanaighat	47,748	26,303	1.8	11,850	11,630	1.0	107	6	17.8	4,520	2,752	1.6	60	23	2.6
466	Sylhet RWH	Kulaura	129,436	9,257	14.0	14,365	8,661	1.7	45	6	7.5	4,902	2,067	2.4	10	35	0.3
467	Sylhet RWH	Lakhai	77,168	5,979	12.9	20,250	7,364	2.7	173	7	24.7	1,031	407	2.5	50	62	0.8
468	Sylhet RWH	Madhabpur	108,800	8,673	12.5	28,588	13,582	2.1	67	6	11.2	1,970	759	2.6	5	42	0.1
469	Sylhet RWH	Maulvibazar Sadar	126,900	9,807	12.9	22,973	8,831	2.6	171	50	3.4	2,200	837	2.6	140	45	3.1
470	Sylhet RWH	Nabiganj	68,800	7,838	8.8	16,630	10,371	1.6	60	21	2.9	2,146	416	5.2	50	45	1.1
471	Sylhet RWH	Rajnagar	104,100	8,930	11.7	16,725	9,366	1.8	100	7	14.3	2,528	1,074	2.4	10	38	0.3
472	Sylhet RWH	Sreemangal	77,100	15,720	4.9	20,289	13,155	1.5	166	49	3.4	2,621	1,204	2.2	1	135	0.0
473	Sylhet RWH	Sulla	25,000	9,885	2.5	8,615	5,749	1.5	225	3	75.0	1,135	535	2.1	30	32	0.9
474	Sylhet RWH	Sunamganj Sadar	86,008	9,008	9.5	19,220	6,550	2.9	98	24	4.1	3,231	1,046	3.1	102	76	1.3
475	Sylhet RWH	Sylhet Sadar	131,220	67,113	2.0	27,455	34,303	0.8	258	86	3.0	17,405	9,781	1.8	18	136	0.1

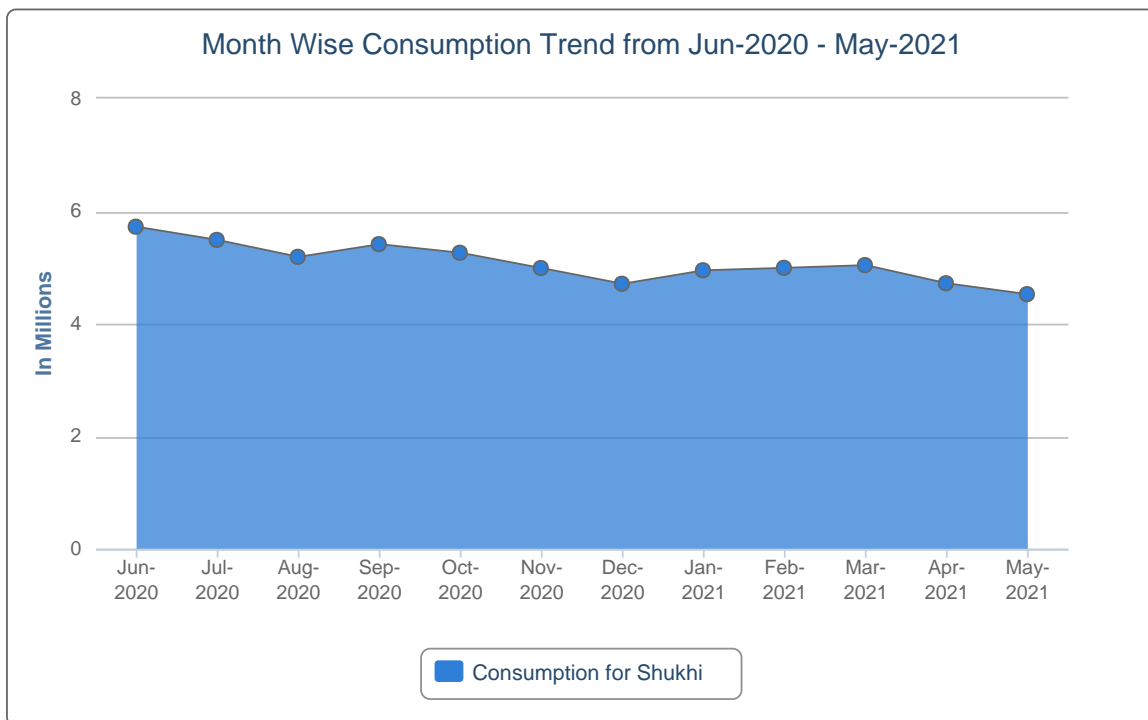
SL	Warehouse Name	Upazila Name	Condom			Shukhi			IUD			Injectables			Implant		
			CBL	AMD	MOS	CBL	AMD	MOS	CBL	AMD	MOS	CBL	AMD	MOS	CBL	AMD	MOS
476	Sylhet RWH	Tahirpur	47,900	13,714	3.5	12,990	10,127	1.3	95	4	23.8	1,802	837	2.2	100	114	0.9
477	Sylhet RWH	Zakiganj	39,740	20,563	1.9	28,978	7,912	3.7	110	4	27.5	2,349	1,102	2.1	0	117	0.0
478	Tangail RWH	Basail	106,488	6,673	16.0	59,890	6,006	10.0	160	17	9.4	5,059	535	9.5	0	128	0.0
479	Tangail RWH	Bhuapur	69,700	18,078	3.9	51,094	7,599	6.7	281	18	15.6	3,432	1,474	2.3	200	46	4.3
480	Tangail RWH	Chauhali	34,936	13,849	2.5	46,200	7,229	6.4	40	10	4.0	3,899	1,246	3.1	104	40	2.6
481	Tangail RWH	Delduar	58,500	8,301	7.0	61,942	6,897	9.0	120	18	6.7	10,240	486	21.1	250	29	8.6
482	Tangail RWH	Ghatail	208,500	24,682	8.4	46,080	19,809	2.3	280	12	23.3	6,500	2,502	2.6	10	73	0.1
483	Tangail RWH	Gopalpur	105,676	11,852	8.9	96,725	7,526	12.9	226	15	15.1	2,499	1,125	2.2	100	47	2.1
484	Tangail RWH	Kalihati	134,600	21,181	6.4	94,700	23,713	4.0	73	44	1.7	7,260	4,341	1.7	310	72	4.3
485	Tangail RWH	Madhupur	211,200	16,294	13.0	38,400	19,110	2.0	339	19	17.8	2,926	2,638	1.1	0	70	0.0
486	Tangail RWH	Mirzapur	194,112	24,768	7.8	32,795	22,341	1.5	173	30	5.8	11,513	1,019	11.3	500	50	10.0
487	Tangail RWH	Nagarpur	128,652	27,546	4.7	39,119	17,860	2.2	16	71	0.2	5,877	2,330	2.5	0	106	0.0
488	Tangail RWH	Sakhipur	173,600	21,663	8.0	32,820	20,591	1.6	150	22	6.8	4,280	871	4.9	100	35	2.9
489	Tangail RWH	Tangail Sadar	33,600	44,062	0.8	42,420	22,089	1.9	182	33	5.5	702	2,768	0.3	100	128	0.8

7. Month-wise Consumption Trend

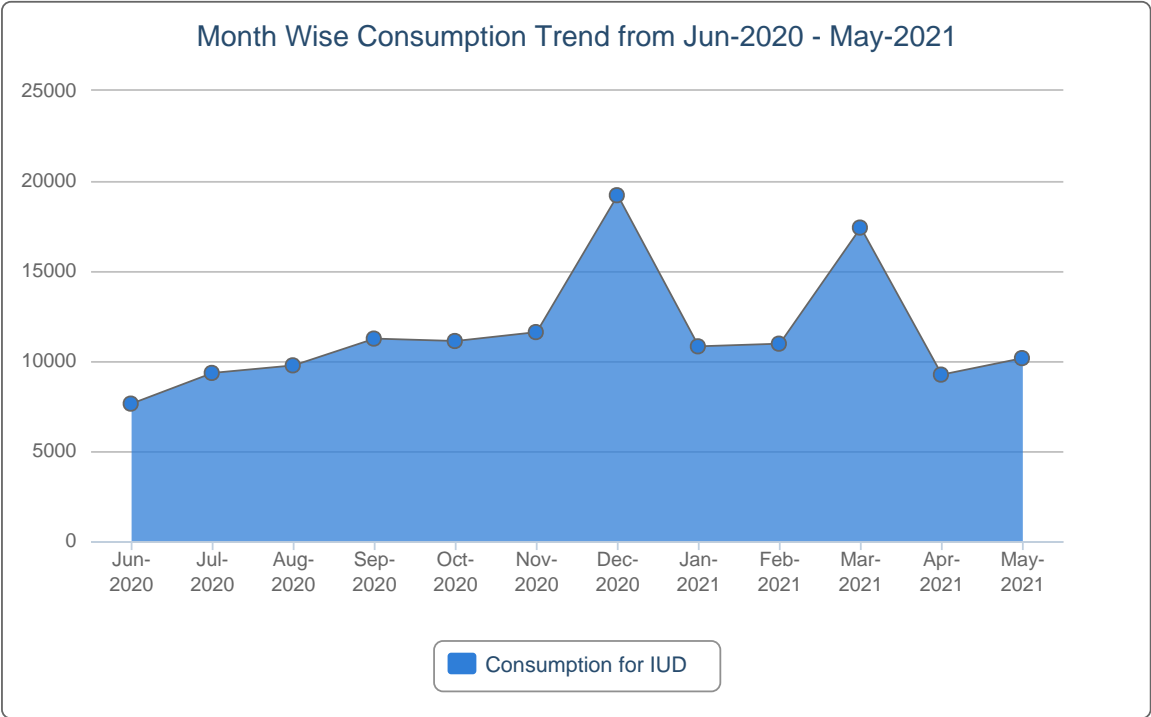
7(a).



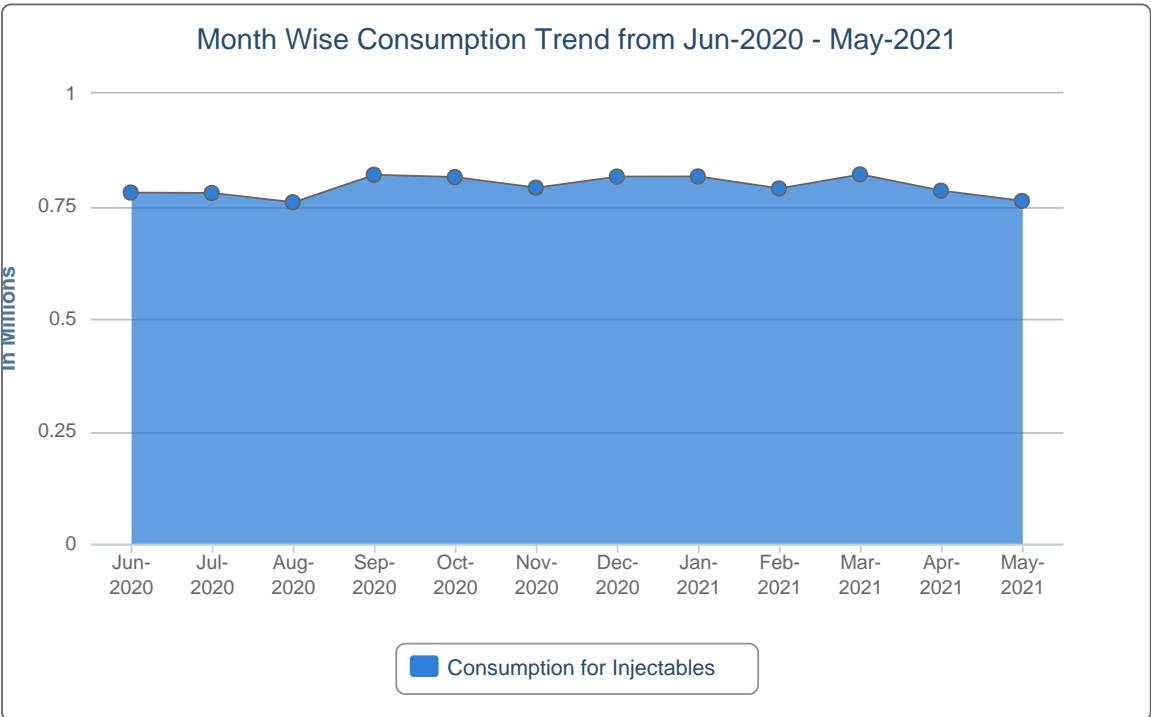
7(b).



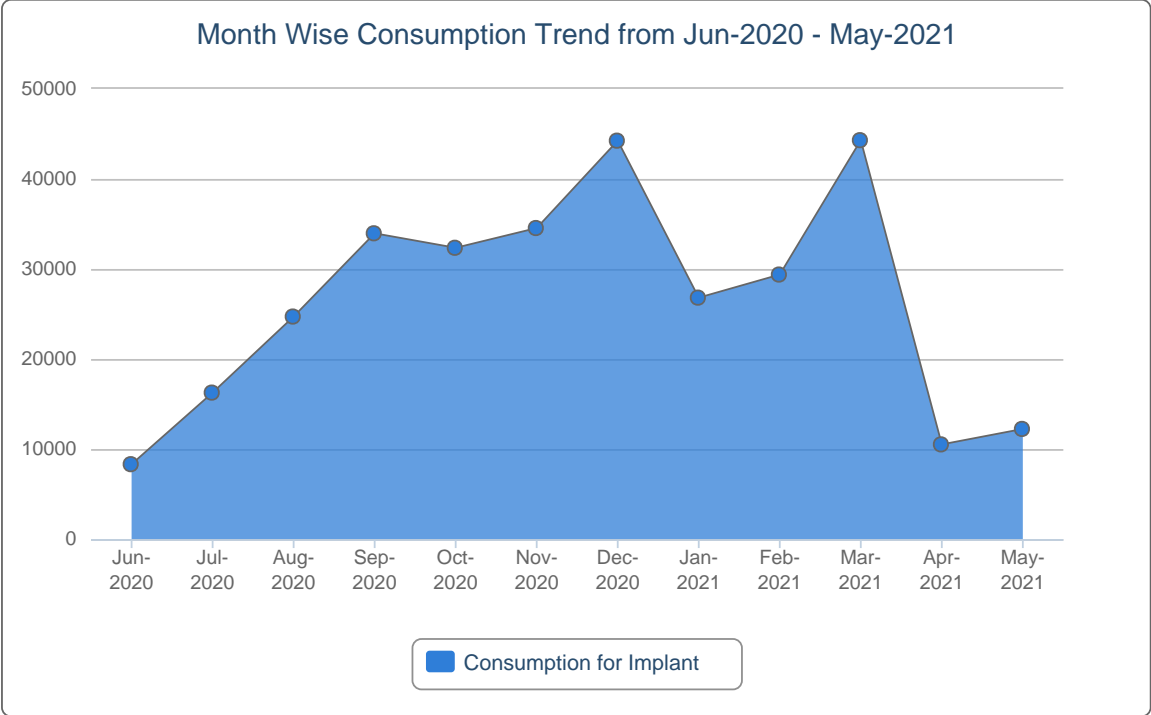
7(c).



7(d).



7(e).



8. Report on Upazila and Warehouse Having Stock Out in last month

SL	Products Name	No of Stockout WH	% of Stockout WH	No of Stockout Upazila Store	% of Stockout Upazila Store	No of Stockout Upazila Field	% of Stockout Upazila Field
1	Condom	0	0%	0	0%	0	0%
2	Oral Pill (Total)	0	0%	0	0%	0	0%
3	IUD	0	0%	1	0%	1	0%
4	Injectables	0	0%	0	0%	0	0%
5	Implant (Total)	0	0%	-	-	0	0%

List of Stock Out Warehouses

SL	Commodity	Warehouse	Phone
<i>No StockOut in Warehouse</i>			

List of StockOut Upazilas

SL	Commodity	Warehouse	District	Upazila	Phone
1	IUD	Chattogram RWH	Chattogram	Sandwip, Chattogram	01711396631
2	IUD	Faridpur RWH	Faridpur	Saltha, Faridpur	01723076753

“ছেলে হোক, মেয়ে হোক,
দু’টি সন্তানই যথেষ্ট”

Management Information System (MIS)
Directorate General of Family Planning (DGFP)
6, Kawran Bazar, Dhaka- 1215
Email: dirmis@dgfp.gov.bd, dirls@dgfp.gov.bd
www.dgfp.gov.bd, www.scmpbd.org

If you need more information, please visit at <https://www.scmpbd.org>