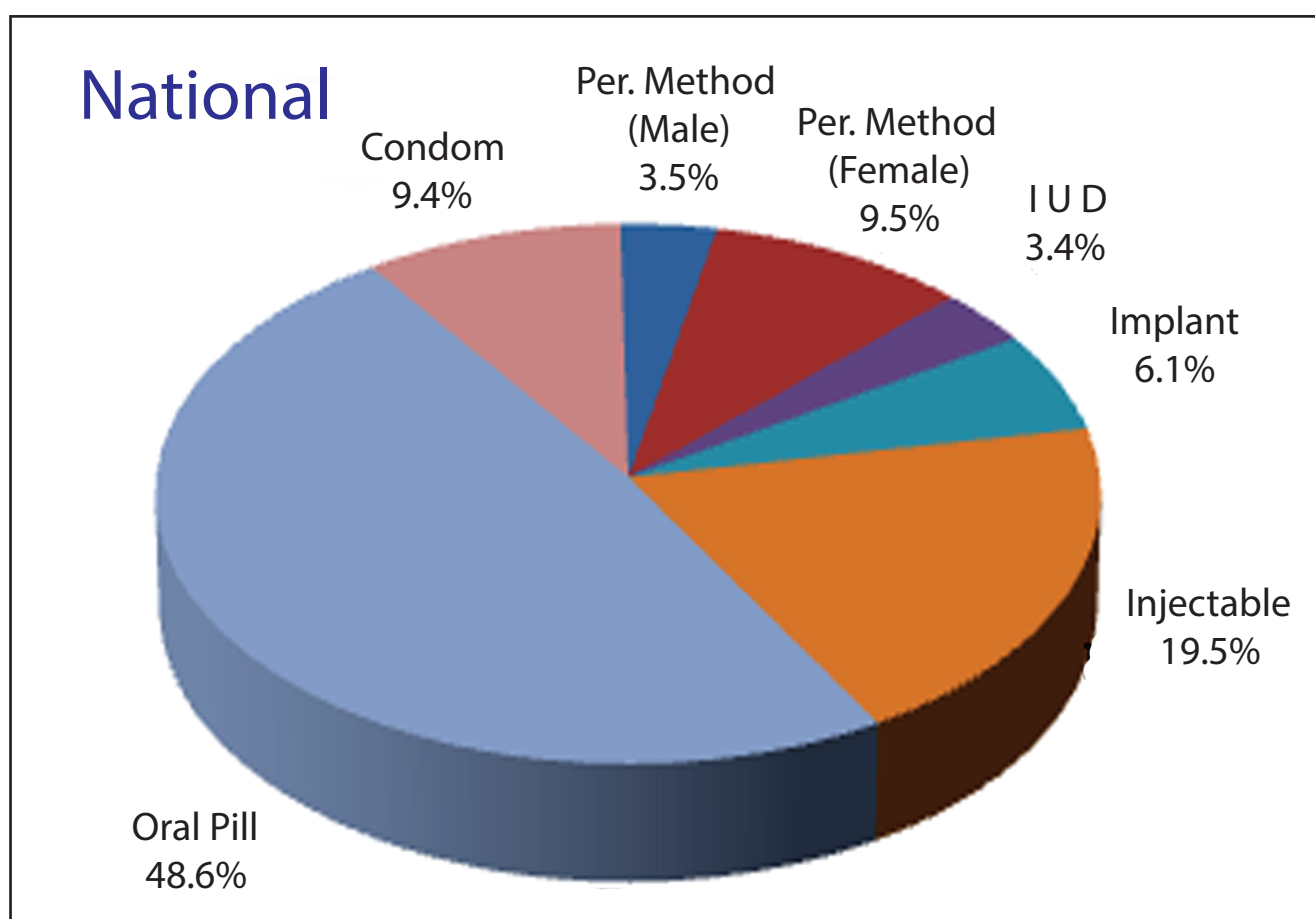


ছেলে হোক, মেয়ে হোক
দু'টি সন্তানই যথেষ্ট

MONTHLY REPORT ON FAMILY PLANNING, MATERNAL & CHILD HEALTH, REPRODUCTIVE HEALTH AND NUTRITION SERVICES June 2022

Method-Mix for the month of June 2022



Preface

I am delighted to publish the monthly report of June/2022 of Management Information System (MIS) of Directorate General of Family Planning (DGFP). This monthly report displays our continuous effort to preserve quality data which can be used as a major tool kit for better management and evidence based decision making regarding future plan of FP MCH & ADH. The report consists of several information on demographic data associated with family planning, maternal & child health, reproductive health and nutrition services across the country. The report is a regular monthly issue designed to incorporate monthly service statistical progress at district and upazila level.

MIS Unit of Directorate General of Family Planning consists of three sub systems namely Service Statistics (SS), Logistic Management Information System (LMIS) and Human Resource Information System (HRIS). In the year 2011, MIS Unit has developed web-based software to collect, collate and compile service statistics from field level. Online reporting is already an established system at upazila level and we have a plan to scale up e-MIS report at all administrative tiers across the country under 4th sector program.

It is important to mention that this monthly report provides mainly service statistics information received from field workers, service delivery points and NGOs other than urban areas. Generally, the objectives of MIS are to develop and strengthen reliable information management system. We are hopeful that this report will help the users at all levels to compare and analyze the latest information on family planning, maternal, child and adolescent health.

Finally, I convey my sincere thanks to the personnel of MIS Unit who have made diligent effort to prepare this report in time. I cordially request all the users of this monthly report to provide their valuable suggestions and feedback (if any) through the e-mail address (dirmis@dgfp.gov.bd) for its further improvement.

Md. Shahadat Hossain
Director (MIS) & Line Director
Directorate General of Family Planning

Table of Contents

<u>Sl. No</u>	<u>Contents</u>	<u>Page #</u>
1.	At a glance of FP Performance for the month of May 2022 and June 2022.....	02
2.	At a glance of the MCH and Reproductive Health Services for the month May.'22 and June.'22...	03
3.	At a glance of the Nutrition services for the month of May 2022 and June 2022.....	04
4.	Introduction	05
5.	Family Planning Performance (CAR Related)	05
6.	MCH Performance	05
7.	Nutrition Programs of the Directorate General of Family Planning	06
8.	Highlights June 2022.....	06
9.	Table Analysis	07
10.	Remarks	09
11.	Clarification about some information	09
12.	Highest and Lowest Performing districts in clinical methods	10
13.	National Projection, Performance and Achievement Rate of Contraceptive Methods	11
14.	List of Division according to descending order of Achievement Rate against their projections of Clinical Methods for the period July 2021 to June 2022.....	11
15.	List of 3(three) districts achieved the highest Achievement Rate of Clinical Methods against their Projections for the period July 2021 to June 2022.....	11
16.	List of 3(three) districts achieved the lowest Achievement Rate of Clinical Methods against their Projections for the period July'21 to June'22	11
17.	Comparative Statement of contraceptives performance for the period between July 20 to June 21 and July 21 to June 22.....	12
18.	Performance & Distribution of Contraceptives by Method for the month of May 22 to June 22	12
19.	Contribution of Government, NGOs and Multisectors in respect of Contraceptive Performance during June 2022.....	12
21.	Division wise and NGOs and Multisectors wise Contraceptive Performance for the month of June 2022	13
21.	District wise Projection, Performance and Achievement Rate of Permanent and Long Acting Methods	17
22.	District wise Projection, Performance and Achievement Rate of Short Acting Methods	19
23.	Method wise Users (Normal & Postpartum as Old, New, Dropout, Postpartum Expire)and CAR by District at the end of June 2022.....	21
24.	Number of New and Total Acceptors up to the end of May 2022 and June 2022.....	33
25.	CAR (%) by Division up to the end of May 2022 and June 2022.....	33
26.	District by Range of CAR up to the end of June 2022.....	34
27.	District by Range of CAR up to the end of June 2022.....	34
28.	List of Upaziala achieved CAR >70% up to the end of June 2022.....	35
29.	List of Upaziala achieved CAR 60-70% up to the end of June 2022.....	38
30.	Method wise numbers of Dropout and Switch Over by Division up to the end of May'22 and June '22	39
31.	Contraceptive acceptors and acceptance Rate by Division up to the end of May'22 and June'22....	39
32.	Status of Contraceptive Method-Mix based on CAR at the end of the month of June 2022.	39
33.	Pie-Chart of Method-Mix for the month of June 2022.....	40
34.	Performance by type of MCH services for the month of May'22 and June'22	41
35.	Performance by type of Nutrition services for the month of May'22 and June'22.....	42
36.	Summary of the Couples and Acceptors by Month since June 2022...	43
37.	Performance of RH-EOC of MCWCs, MCHTI & MFSTC for the month of June 2022.....	45
38.	City Corporation wise Contraceptive Acceptors and Acceptance Rate(CAR) (Partial) at the end of the month of June 2022.....	47

At a glance of the FP Performance for the Month of May 2022 and June 2022

Indicators	May	June
Numbers of Total Eligible Couple (Including Part of the city Corporation)	27772682	27727980
Numbers of Total Acceptors (Including Part of the city Corporation)	21792615	21709172
CAR(%) (Contraceptive Acceptance Rate)	78.47	78.29
Method specific acceptors (Cumulative) :		
Permanent Method (Male) Postpartum	2575	5029
Permanent Method (Male)	721424	714660
Permanent Method (Female) Postpartum	93509	92450
Permanent Method (Female)	2070844	2050623
Permanent Method (Total)	2792268	2765283
IUD (Postpartum Users)	35690	35420
IUD (Total Users)	719859	708596
Implant (Postpartum Users)	97749	96716
Implant (Total Users)	1437815	1424983
Injectable (Postpartum Acceptors)	193580	193862
Injectable (Total Acceptors)	4202724	4185645
Oral Pill (Postpartum Acceptors)	579761	580577
Oral Pill (Total Acceptors)	10564113	10545686
Condom (Postpartum Acceptors)	171825	172800
Condom (Total Acceptors)	2075836	2078979
Method specific new acceptors :		
Permanent Method (Male)	1443	1242
Permanent Method (Female)	5330	5971
Permanent Method (Total)	6773	7213
IUD (New Users)	6160	6180
Implant (New Users)	17055	17992
Injectable (New Acceptors)	45635	50896
Oral Pill (New Acceptors)	94058	102746
Condom (New Acceptors)	37614	41863
Number of Districts reported	64	64
Number of Upazilas reported	493	493
Range of CAR (%)	No. of Districts	
	May	June
00 - 59	0	0
60 - 69	1	1
70 & above	63	63
Contraceptive performance and distribution by methods (Absolute Performance) :		
Permanent Method (Male - cases)	1951	2501
Permanent Method (Female - cases)	5103	4781
Permanent Method (Total - cases)	7054	7282
IUD (Nos.)	10896	10365
Implant (Nos.)	23626	24608
Injectable (Doses)	744557	776469
Oral Pill (Cycles)	4637013	4768085
Condom (Pieces)	7748764	8041094

At a glance of the MCH and Reproductive Health Services for the Month of May 2022 and June 2022

Services		May.'22	June.'22
Number of Pregnant Women		910389	940788
Number of High Risk/Complicated Pregnant Mother		5197	4745
Antenatal Care	1st visit (Within 4 Month)	153520	170023
	2nd visit (within 6 Month)	112340	116885
	3rd visit (within 8 Month)	86549	91937
	4th visit (within 9 Month)	78897	79441
Institutional Delivery (MCHTI, MFSTC, FWVTI-Raj, MCWC, UHC, UH&FWC &NGOClinics)	Normal	44785	45089
	C-section	40459	40249
	Total Delivery	85244	85338
Non-institutional Delivery	At Home by Trained Persons	26416	25952
	At Home by Non-Trained Persons	10118	9823
	Total Delivery	36534	35775
*Total Live Births		101948	100504
Postnatal Care	PNC-1 (within 24 Hour)	36548	35721
	PNC-2 (within 2-3 day)	33257	32488
	PNC-3 (within 7-4 day)	36361	34909
	PNC-4 (within 42-48 day)	43456	44147
Postnatal care by trained person till two days in Home Delivery		3801	4088
No. of uses 7.1% chlorhexidine digluconate for umbilical cord care		33519	33104
TT for Woman (5-49)	1st dose	99081	101047
	2nd dose	101599	100200
	3rd dose	107097	100980
	4th dose	95989	96639
	5th dose	93511	94023
Immunization	BCG (Vaccine)	129498	130698
	PCV-1	137039	141073
	PCV-2	141765	140467
	PCV-3	143639	139748
	MR Vaccine 1st Dose	122876	127891
	MR Vaccine 2nd Dose	117256	119507
Number of ECP acceptors		8964	9376
Number of MR done (Both Govt. & NGOs)		1426	1612
General Treatment		2041190	2398362
Still Births		168	206
Death	Neonatal death (0-28 days)	223	240
	Infant Death (29Days to below 1Year)	88	100
	Child Death (1 - <5 year)	24	26
	Maternal Death	82	63
	Other Death	22159	22011
	Total	22557	22440
No. of Health Education in UH&FWC		12162	9083

* Live births conducted at Govt. MCH, DH, MCWC, UHC, UH&FWC, NGOs& Home. The information is collected by FWA through field visit.

At a glance of the Nutrition services for the Month of May 2022 and June 2022

Services		Performance	
		May.'22	June.'22
Nutrition Services for Pregnant Women, 0-59 months aged child and Mother	Counseling on IYCF, IFA, Vitamin-A and Hand washinh	659502	689119
	Number of mother Received IFA & Calcium Tablet	128742	142777
	Received MNP Sachet (6-23 months)	16153	28146
	Exclusive Breast feeding up to 6 months	166715	169079
	Complimentary feeding after 6 months	183211	187781
	Feeding Tablet Vitamin A (6-59months Child)	2792	113094
	Received Tablet anti-helminthics (24-59months Child)	40849	45794
	Feeding Zink pill with ORS suffering form diarrhoea	4797	4338
	Identifying Suffering from MAM	7289	8091
	Suffering from SAM & Referred	1676	1458
	Identifying Child Stunting	3384	2574
	Identifying Child Wasting	2738	2998
	Identifying Child Under weight	3131	3512

SUMMARY

Introduction

Bangladesh is divided into eight administrative divisions: Dhaka, Chattogram, Rajshahi, Khulna, Barishal, Sylhet, Rangpur and Mymensingh. Each division is divided into several districts and each district into several upazilas. Each urban area in an upazila is divided into wards. Upazilas are divided into Union Parishads (UPs) and Pourasovas. These divisions allow the country as a whole to be separated into rural and urban areas. Management Information System (MIS) has been operational under the Directorate General of Family Planning (DGFP) for a long time. The report of the Contraceptive Performance, MCH, Reproductive Health and Nutrition services is used to be published each month from MIS Unit on the basis of Service Statistics received from the field workers, service delivery clinics and NGOs. Erstwhile Family Welfare Register, however, is the principal source of performance statistics. This report is prepared on the basis of FWA Registers (9th Edition) and Clinic Report. Most of the FWAs visit their working area once in every two months. It is a continuous process. FWA register is modified/updated in every three years.

There is a reporting system to collect the information from the field. MIS Reporting Form-1 is filled up by the FWAs and submitted the same to FPIs. FPI fills up the MIS reporting Form-2 by compiling of all the FWAs (MIS Form-1) report and submits to UFPO office. MIS reporting Form-3 (clinical) is filled up by MO (clinic)/ (MCH-FP)/ (FW)/SACMO/ FWV and is submitted to UFPO office. NGOs of the respective area submit their report to UFPO office through MIS reporting Form-2 and 3 as their requirement. All the reporting Form-2 and 3 are compiled by UFPO office and filled up reporting Form-4 (union wise) and is entered in online web based software (SS). District FP Office reviews and submits that report. It provides information of contraceptive use status of eligible couples and different types of MCH, Reproductive Health and Nutrition services. MIS performance report is primarily used by different level of program managers and supervisors engaged in implementing the Family Planning, MCH, RH and Nutrition program in the country. Besides, different policy makers, decision makers, donor agencies, Development Partners, researchers and other users also use this report.

Family Planning Performance (CAR related):

Performance reports of June 2022 have been received from all the 64 districts of the country. During the month of June 2022 total numbers of eligible couple were found to be as 27727980 against 27772628 in the previous month. Performances of NGOs are also included in the report as reported by the Upazila Offices. A total of acceptors are 21709172 reported in the month of June'22 as against 21792615 in May'22. The Contraceptive Acceptance Rate (CAR) achieved at the end of the reporting month for six modern methods (Permanent Method, IUD, Implant, Injectable, Oral Pill and Condom) is 78.29% which was 78.47% in May'22. Method Specific Acceptors (Cumulative), Method Specific New Acceptors and Contraceptive distribution by Methods are shown in the summary sheet. It June be noted that the contraceptive acceptance rate is an estimate, based on the client contact and the status of contraceptive acceptance as reported by the field workers based on the entries made in the FWA register. The Contraceptive Prevalence Rate (CPR), on the other hand, is based on periodic surveys that are made on precise statistical procedures.

The acceptance rate is a tentative rate and varies from month to month because of reporting status and coverage. This rate is usually higher than the Contraceptive Prevalence Rate (CPR). CAR is generally used to monitor as a management tool 'on-going' program performance in the country. It is not so much used to evaluate the program impact or goals, which is done by periodical scientific surveys.

MCH Performance:

In the month of June'22, 9,40,788 pregnant women have been registered. Total number of 4,745 pregnant women referred to hospital for their complications. Dose-wise TT for Women (15-49 yrs.) and OPV & Pentavalent vaccines were shown in the summary sheet. BCG vaccines were given to 1,30,698 infants during June'22. Visit-wise Antenatal Care is also shown in the summary sheet both of May2022 and June2022. Postnatal Care is shown in the summary sheet both May 2022 and June 2022. Number of delivery conducted by the clinics is 85338. Total numbers of delivery at home 25,952 by trained personnel and 9,823 by non-trained personnel. Still Birth is recorded 206 in June'22 and in the previous month it was 168. Neo-natal deaths (0-28 days) & Infant deaths (29 days-<1yr.) are recorded to be 240 and 100 in the month of June'22 where these were 223 and 88 in May'22 respectively. A total of 226 child-deaths (1-<5 yrs.) have been reported in the month of June'22 as against 24 in May. Maternal deaths were reported 63 during the month of June'22 which was 82 in May'22. The other deaths were reported 22,011 in June'22 but in May'22 the number of such deaths was 22,159. General treatments were rendered to 23,98,362 and 20,41,190 patients in the month of June'22 and May'22 respectively. In June'22 number of ECP acceptors was 9,376 but in May'22 it was 8,964. MR done in the reporting month is 1612 but in May'22 it was 1426.

Nutrition Programs of the Directorate General of Family Planning

Country wide nutrition service is going on through National Nutrition Services (NNS) Operational Plan of DGHS under Health Services Division of MOHFW. DGFP is also playing vital role for implementation of nutrition services whole over the country and is rendering nutrition services at field level where activities like MCH services, Adolescent and Family Planning Program is going on. By this time coordination with IPHN and cooperation with "Global Alliance for Improved Nutrition (GAIN), UNICEF and Alive & Thrive" comprehensive nutrition services are running in 91 upazillas of 11 districts through MCH Services Unit of DGFP.

Highlights June 2022

- a) National Contraceptive Acceptance Rate (CAR) based on visited eligible Couples 27772682 is found to be 78.29%. Rajshahi division has achieved the highest acceptance rate 81.22%, followed by Khulna division 79.85%. The CAR is found to be 79.95% achieved in Rangpur division. The Contraceptive Acceptance Rate has been found to be rather low in Mymensingh 78.57%, Barishal 78.75%, Dhaka 76.84%, Sylhet 76.69% and Chattogram 75.47%.

The highest numbers of Acceptors 5431750 have been reported from Dhaka division followed by 5183186 in Chattogram division, Rajshahi division reported 4262037 acceptors. Acceptors size is however, found much smaller in Rangpur, Khulna, Mymensingh and Sylhet which are 3627385, 3498758, 2292387 and 1763250 respectively and in Barishal division it is 131669227.

- b) Out of 64 reporting districts, 63 districts have reported contraceptive acceptance rate of 70 percent and above, 1 district has reported CAR of 60 - 69 percent and no district has reported CAR of < 59 percent.
- c) Out of 493 Upazilas 488 Upazilas have reported CAR at the level >70% and 5 Upazilas have reported CAR level 49-70 percent.

According to the performance of the reporting month (June, 22) Kishoreganj district recorded the highest achievement rate 172.4%. Gaibandha district has got the 2nd place with 144.5% and Dhaka district has secured the 3rd position with 140.2% of permanent method. Chattogram district has achieved first position with achievement rate 140.3%; Dhaka district has got the 2nd position with achievement rate 128.2% and Cox's Bazar district has recorded the 3rd position with achievement rate 125.5% in IUD. In Implant Dhaka district has recorded the highest achievement rate with 144.0%, Gaibandha district has placed in 2nd position with achievement rate 128.3% and Cox's Bazar district has got the 3rd position with achievement rate 127.8%.

d) (Table 21) In June National Nutrition services information collected by FP workers are as follows: Number of 142777 mothers received IFA, No. of 169079 babies (up to 6 months) exclusive breast feeding and No. Of 187781 children (6-23 months) feeding complementary foods. No. of 8091 children suffering from MAM and 1458 suffering from SAM and referred. No. of Children Stunting, wasting and under weight are 2574, 2998 and 3512 respectively.

e) Organization: Social Marketing Company (SMC):

Monthly Performance Report - June 2022

Social Marketing Company (SMC), started social marketing program in Bangladesh in 1974. SMC's overall mission is to improve the health and wellbeing of women, children and families through social marketing of product and services in family planning, maternal and child health, nutrition and other socially beneficial areas in partnership with the Government, development partners and private sector. SMC is a major contributor to the Bangladesh national health and family planning program. It markets a full range of family planning products, Oral Rehydration Salt(ORS), Micronutrient Powder (MNP), Zinc and other public health products. According to the Bangladesh Demographic and Health Survey (BDHS) 2017-18, SMC has remarkably contributed to increase Contraceptive Prevalence Rate (CPR) at the national level by sharing 47% pills, 62% condoms, and 33% injectables. In total, SMC contributed 38% of the modern contraceptive method use nationally.

In the month of June, 2022, SMC sold 5457296 cycles of oral pill, 16095411 pieces of condom, 391086 vials of Injectable, 1030 pieces of IUD and 365 pieces of implant. The report is demonstrated by divisions which represents nationally the Family planning Performance on the basis of contraceptive method specific sales of SMC.

Table Analysis:

Table 1: Shows contraceptive performance and Achievement Rate in respect of Permanent, Long Acting and Short Acting methods for the reporting month (June'22) and reporting period (July'21 to June'22) against their respective projections. In the reporting month the achievement rates of Permanent method (Male) 37.2%, Permanent method (Female) 42.9% and Permanent method (Total) 40.8%, IUD 46.9%, Implant 65.6%, Injectable 44.2%, Oral Pill 35.3% and Condom 33.1%. From July'21 to June'22 the achievement rates of Permanent method (Male) 30.5%, Permanent method (Female) 54.1% and Permanent method (Total) 45.2%, IUD 54.5%, Implant 76.2%, Injectable 43.7%, Oral Pill 34.4% and Condom 31.9%.

Table 2: Shows the divisions according to descending order of achievement rate against their projection of Permanent and Long Acting methods for the period July'21 to June'22.

Table 3: Showing the 3(three) districts which achieved the highest achievement rate against Permanent and Long Acting methods of their projections for the period July'21 to June'22.

Table 4: Shows 3(three) districts which achieved the lowest achievement rate of Permanent and Long Acting methods against their projections for the period July'21 to June'22.

Table 5: Comparative statement of contraceptive performance against their projection between the period July'20 to June'21 and July'21 to June'22. The Achievement Rate of Permanent Method (Male) was 30.5% in the period of July'20 to June'21 but it shows the lower rate 26.5% in the current period. So it is decrease 4.0% than that of July'20 to June'21. Permanent Method (Female) was 54.1% in the period July'20 to June'21 but it shows the higher rate 56.9% in the current period. So it is 2.8% increase than that of July'20 to June'21. Permanent Method (Total) was 45.2% in the period July'20 to June'21, but it shows the higher rate 45.5% in the current period. So it is 0.3% increase than that of July'20 to June'21. IUD achieved the 54.5% in the reporting period July'20 to June'21 but it shows the lower rate 53.2% in the current period. So it is 1.3% decrease than that of July'20 to June'21. Implant achieved the 76.2% in the reporting period July'20 to June'21 but it shows the same rate 74.5% in the current period. So it is 1.7% decrease than that of July'20 to June'21. Injectable achieved the 44.0% in the reporting period July'20 to June'21 but in the current period it shows 46.1%. So Injectable is increase 2.1% than that of July'20 to June'21. Oral Pill

achieved the 34.6% in the reporting period July'20 to June'21 but in the current period (July'21 to June'22) it shows 40.5%. In case of Oral Pill 5.9% increase than that of July'20 to June'21. In case of Condom it achieved 32.2% in the reporting period July'20 to June'21 but in the current period (July'21 to June'20) it shows 32.9%, which is 0.7% increase than that of July'20 to June'21.

Table 6: Comparative status of performance and distribution of contraceptive by methods for the month of May'22 and June'22 based on field worker's report. In comparison with that of previous month Permanent Method (male) +28.2%, Permanent Method (Female) -6.3%, Overall Permanent Method (Total +3.2% IUD -4.9%, Implant +4.2%, Injectable +4.3% Oral Pill +2.8% and Condom +3.8%.

Table 7: Shows the share of Government and NGOs and Multisectors by methods in the overall National performance. Government sector has contributed 52.9% in Permanent Method (Male), 83.0% in Permanent Method (Female), 72.7% in Permanent Method (Total), 85.8% in IUD, 90.8% in Implant, 89.5% in Injectable, 94.4% in Oral Pill and 85.9% in Condom in the reporting month June'22. On the other hand NGOs and Multisectors have contributed 47.1% in Permanent Method (Male), 17.0% in Permanent Method (Female), 27.3% in Permanent Method (Total), in IUD 14.2%, in Implant 9.2%, in Injectable 10.5%, in Oral Pill 5.6% and in Condom 14.1% in the reporting month June'22.

Table 8: Division wise and NGOs & Multisectoral wise Contraceptive Performance for the month of June'22 are shown in this table. BAVS of Dhaka Division is in the highest position, BAVS of Chittagong Division is in the next and BAVS of Rajshahi Division is in the 3rd position in Permanent method. By NGOs and Multisectorals performance of Total Permanent methods are 1990 in the reporting month, in which Males are 1178 and Females are 812. Total IUD and Implant 1467 and 2259 are inserted in the reporting month June'22. Injectable 81341 vials, Oral Pill 268853 cycles and 1135063 of Condom are distributed by NGOs and Multisectorals in the reporting month.

Table 9: Shows the projection, performance and achievement rates of Permanent and Long Acting methods in the reporting month June'22 and in the reporting period July'21 to June'22. In the reporting month Kishoreganj district has achieved the highest achievement rate of 172.4% and Gaibandha district is the next highest with 144.5% in Permanent Method. In the reporting month Chattogram district has achieved the highest achievement rate of 140.3% and Dhaka district is the next highest with 128.2% in IUD. In the reporting month Dhaka district has achieved the highest achievement rate of 144.0% in Implant and Gaibandha district has achieved the next second highest achievement rate with 128.3%. On the other hand, in the reporting period July'21 to June'22 Gaibandha district has achieved the highest achievement rate of 147.6% in Permanent Method, Netrokona district has achieved the highest achievement rate of 143.6% in IUD and Tangail district has achieved the highest achievement rate of 135.4% in Implant.

Table 10: Shows the projection, performance and achievement rates of Short Acting methods in the reporting month June'22 and in the reporting period July 21 to June'22. In the reporting month Sherpur district has achieved the highest achievement rate of 116.6% and Bhola district is the next highest with 115.0% in Injectable method. Sherpur district has achieved the highest achievement rate of 231.8% in Oral Pill. Sherpur district has achieved the highest achievement rate of 99.7% in Condom. From July'21 to June'22 Bhola district has achieved the highest achievement rate of 119.5% and Sherpur district is the next highest with 111.9% in Injectable, Sherpur district has achieved the highest achievement rate of 116.0% in Oral Pill and Sherpur district has achieved the highest achievement rate of 93.5% in Condom.

Table 11: This table shows the Old acceptors, new acceptors and dropout (No method & switch over) cases by districts in the reporting month (June'2022). This table is prepared on the basis of CAR report.

Table 12: This table shows the new and total acceptors of the current month in comparison with that of the previous month. The new acceptors of all the methods-, Permanent Method(Male), Permanent Method(Total) have shown decreasing trend but Permanent Method(Female) IUD Injectable, Oral Pill Condom and Implant have shown increasing trend. New acceptors are shown depending on the field workers report which collects from their visiting areas. In case of total acceptors Permanent Method (Male), Permanent Method (Female), Permanent Method (Total) IUD, Implant, Injectable, Oral Pill and Condom have shown increasing trend.

Table 13: This table shows that Rajshahi division had recorded the highest CAR of 81.22%, next Rangpur division 79.95%, Khulna division 79.85%, Barishal division 78.75%, Mymensing division 78.57%, Dhaka division 76.84%, Sylhet division 76.69%, and Chattogram division 75.47%, in the reporting month June'22. Graph-1 shows the division wise CAR for the current month and graph-2 shows the division wise CAR for the current month in comparison with that of previous month.

Table 14: Shows that 63 districts have achieved CAR level of 70.0% and above where 1 district has achieved CAR between 60%-69% and no district has achieved CAR between 0-59% in the reporting month June'22. The graph also shows the same in comparison with previous month.

Table 15: List of 488 upazilas among the 493, which have achieved CAR >70.0% in the reporting month.

Table 16: List of 4 upazilas which have achieved CAR 60-70% in the reporting month. Graph shows that 488 upazilas out of 493 have achieved CAR level >70%, 4 upazilas have achieved CAR level 60%-70% and 1 upazila has achieved CAR level <60% in the current month. There is graphical presentation is also showing both of May'22 and June'22.

Table 17: Shows the dropout and switch over by method and by division for the month of June,22.

Table 18: This table shows the Division-wise comparison of Couples, Contraceptive Acceptors and the Acceptance Rate up to the end of June'22.

Table 19: This table shows the contraceptive method mix by division for the month of June'22.

Pie Charts are showing the national and division wise Method-Mix for the month of June'22.

Table 21: This table shows the performance of MCH and Reproductive Health Services during the month of May'22 and June'22.

Table 21: This table shows the performance of Nutrition Services for the month May'22 and June'22 collected by family planning workers.

Annex A: Annex- A shows comparative summary key performances since July2022 to June'22.

Annex C: City Corporation wise Contraceptive Acceptors and Acceptance Rate(CAR) (Partial) at the end of the month of June'22.

Clarification about the information of summary sheet, table-2 and table-3:

Method Specific Acceptors:

In the summary sheet, Method Specific Acceptors is shown based on the field workers' (FWA) visit of the reporting month and also the previous month. These are the cumulative figure which includes previous month's acceptors and reporting month's new acceptors collected by the field workers within their working areas.

Contraceptive distribution by Method:

In the summary sheet, Contraceptive Performance by Method is prepared based on the performance and distribution of the reporting month. These figures are actual performance of the reporting month which is not comparable with the information written in method specific acceptors.

Table- 9, Table-10 and Table-11

Performance shown in the table-9 and 10 is the actual performance of the respective month but the new acceptors shown in the table-11 June not be the performance done in the same month. It June happen that the new acceptors accepted method in the previous month but field workers had shown that case in the next

month due to their rounding schedule. So the performance of table-9, table-10 will not be the comparable with the new acceptor of table-11.

Clarification about the information of MCH and Reproductive Health Services:

- Information shown against ‘delivery’ which were done in MCHTI, MFSTC, MCWCs, UHCs & UH&FWCs is collected through the MIS reporting Form-3. This record is only for DGFP concerned facilities. Deliveries conducted in District Hospitals, Medical Colleges, Private Clinics and performances in the City Corporation (partial) are not included.
- Information shown against the ‘live births’ conducted at Govt. MCH, DH, MCWC, UHC, UH&FWC, NGOs & Homes is collected by FWAs through field visit. Field workers visit their units monthly and they submit their reports in every month.

Highest and Lowest performing districts in clinical methods

Highest performing 3(three) districts in the Month of June'22

Permanent Method				IUD				Implant			
District	Monthly Projec.	Ach. In Reporting Month	Ach. Rate (%)	District	Monthly Projec.	Ach. In Reporting Month	Ach. Rate (%)	District	Monthly Projec.	Ach. In Reporting Month	Ach. Rate (%)
Kishoreganj	139	240	172.4	Chattogram	650	912	140.3	Dhaka	933	1264	135.4
Gaibandha	95	137	144.5	Dhaka	817	1047	128.2	Gaibandha	567	1386	122.3
Dhaka	1016	1425	140.2	Cox's Bazar	400	502	125.5	Cox's Bazar	650	708	108.9

Congratulations: We congratulate the districts for their better performance in clinical methods against projections. We hope the officers and staffs who are involved with the activities will continue their better performance in future.

Lowest performing 3(three) districts in the Month of June' 22

Permanent Method				IUD				Implant			
District	Monthly Projec.	Ach. In Reporting Month	Ach. Rate (%)	District	Monthly Projec.	Ach. In Reporting Month	Ach. Rate (%)	District	Monthly Projec.	Ach. In Reporting Month	Ach. Rate (%)
Rangamati	164	1.2	57	Rajshahi	708	51	7.2	Munshiganj	542	109	20.1
Khagrachhari	196	2.6	118	Meherpur	92	11	12.0	Chapai	400	90	22.5
Bandarban	117	2.6	138	Chapai	350	53	15.1	Nawabganj	850	214	25.2

Unsatisfactory Performance: We are sorry for their unsatisfactory low performance in clinical methods against projections. We hope the officers and staffs are involved with the activities will try to overcome from this type of un-satisfactory performance in future.

Table-1: National Projection, Performance and Achievement Rate of Contraceptive Methods

Methods	Yearly Projection (2021-22)	Reporting Month June'22		July'21 to June'22	
		Performance CYP) (in	Achi. Rate (%)	Performance CYP) (in	Achi. Rate(%)
Permanent Method (Male)	80667	2501	37.2	24582	30.5
Permanent Method (Female)	133707	4781	42.9	72320	54.1
Permanent Method (Total)	214374	7282	40.8	96902	45.2
IUD	265000	10365	46.9	144362	54.5
Implant	450000	24608	65.6	343045	76.2
Injectables	5269465	194117	44.2	2303909	43.7
Oral Pill	10816268	317872	35.3	3719112	34.4
Condom	1941381	53607	33.1	619901	31.9

Table-2: List of Divisions according to descending order of Achievement Rate against their projections of Clinical Methods for the period July 2021 to June 2022

Sl. No.	Permanent Method (Cases)				IUD (Cases)				Implant (Cases)			
	Division	Yearly Projection	Performance	Achi. Rate (%)	Division	Yearly Projection	Performance	Achi. Rate (%)	Division	Yearly Projection	Performance	Achi. Rate (%)
1	Dhaka	12119	33299	274.8	Chattogram	19038	42100	221.1	Chattogram	83644	71153	85.1
2	Khulna	9319	10554	113.3	Rajshahi	16598	17073	102.9	Dhaka	87920	67569	76.9
3	Chattogram	18356	13580	74.0	Dhaka	34750	33395	96.1	Mymensing	34000	26072	76.7
4	Rajshahi	22672	11761	51.9	Khulna	20218	10201	50.5	Rangpur	65384	49152	75.2
5	Barisal	22672	5655	24.9	Sylhet	20450	7042	34.4	Khulna	48400	35120	72.6
6	Rangpur	58614	12063	20.6	Rangpur	52826	16794	31.8	Rajshahi	63200	45806	72.5
7	Mymensingh	31001	4692	15.1	Mymensingh	40920	7139	17.4	Sylhet	29720	21381	71.9
8	Sylhet	47567	5298	11.1	Barisal	60200	9979	16.6	Barishal	37632	26792	71.2

Table-3: List of 3 (Three) Districts achieved the highest Achievement Rate of Clinical Method against their projections for the period July 2021 to June 2022

Sl. No.	Permanent Method (Cases)				IUD (Cases)				Implant (Cases)			
	District	Yearly Projection	Performance	Achi. Rate (%)	District	Yearly Projection	Performance	Achi. Rate (%)	District	Yearly Projection	Performance	Achi. Rate (%)
1.	Gaibandha	1138	1680	147.6	Netrokona	2100	3015	143.6	Tangail	6500	8799	135.4
2.	Jhenaidaha	1262	1474	116.8	Chattogram	7800	9751	125.0	Dhaka	11200	13480	120.4
3.	Chuadanga	1289	1415	109.8	Shariatpur	1200	1443	120.3	Cox's Bazar	7800	9339	119.7

Table-4: List of 3 (Three) Districts achieved the lowest Achievement Rate of Clinical Methods against their projections for the period July 2021 to June 2022

Sl. No.	Permanent Method (Cases)				IUD (Cases)				Implant (Cases)			
	District	Yearly Projection	Performance	Achi. Rate (%)	District	Yearly Projection	Performance	Achi. Rate (%)	District	Yearly Projection	Performance	Achi. Rate (%)
1.	Manikganj	4675	66	1.4	Rajshahi	8500	1108	13.0	Satkhira	3800	73	1.9
2.	Tangail	10852	188	1.7	Manikganj	4500	967	21.5	Narail	3200	76	2.4
3.	Munshiganj	5292	101	1.9	Chapai Nawabganj	4200	920	21.9	Kushtia	5900	151	2.6

Table-5: Comparative Statement of contraceptive performance for the period between July 2020 to June 2021 and July 2021 to June 2022

Methods	Yearly Projection (2021-2022)	July 2021 to June,2022		Yearly Projection (2020-2021)	July 2020 to June,2021		Change of July'21 to June.'22 over July'20 to June.'21
		Performance (in CYP)	Achi. Rate (%)		Performance (in CYP)	Achi. Rate (%)	
Permanent Method (Male)	80667	21395	26.5	80667	24582	30.5	-4.0
Permanent Method (Female)	133707	76059	56.9	133707	72320	54.1	2.8
Permanent Method (Total)	214374	97454	45.5	214374	96902	45.2	0.3
IUD	265000	140879	53.2	265000	144362	54.5	-1.3
Implant	450000	335357	74.5	450000	343045	76.2	-1.7
Injectables	5233417	2414709	46.1	5233417	2303909	44.0	2.1
Oral Pill	10816268	4378337	40.5	10742277	3719112	34.6	5.9
Condom	1941381	638206	32.9	1928101	619901	32.2	0.7

Table-6: Performance & Distribution of Contraceptives by Method for the month of May 2022 and June 2022

Method	Performance		% Change of June'22 over May'22
	May'22	June'22	
Permanent Method (Male, Cases)	1951	2501	28.2
Permanent Method (Female, Cases)	5103	4781	-6.3
Total Permanent Method (Total, Cases)	7054	7282	3.2
I U D (Cases)	10896	10365	-4.9
Implant (Cases)	23626	24608	4.2
Injectables (Doses)	744557	776469	4.3
Oral Pill (Cycles)	4637013	4768085	2.8
Condom (Pieces)	7748764	8041094	3.8

Table :7 Contribution of Government, NGOs and Multisectors in respect of Contraceptive Performance during June 2022

Method	Performance			Share of Contribution in Percentage	
	Govt.	NGOs & Multisectors	Total	Government	NGOs and Multisectors
Permanent Method (Male, Cases)	1323	1178	2501	52.9	47.1
Permanent Method (Female, Cases)	3969	812	4781	83.0	17.0
Total Permanent Method (Cases)	5292	1990	7282	72.7	27.3
IUD (Cases)	8898	1467	10365	85.8	14.2
Implant (Cases)	22349	2259	24608	90.8	9.2
Injectable (Doses)	695128	81341	776469	89.5	10.5
Oral Pill (Cycles)	4499232	268853	4768085	94.4	5.6
Condom (Pieces)	6906031	1135063	8041094	85.9	14.1

Table -8: Division wise and NGO & Multisector wise Contraceptive Performance for the month of June 2022

Sl No	NGO and Multisectors	Oral Pill (Cycles)	Condom (Pieces)	Injectable (Vials)	IUD (Cases)	Implant (Nos.)	Permanent Method (Nos.)		
							Male	Female	Total
Rangpur Division									
1	Family Planning Association of Bangladesh (FPAB)	10021	14820	2728	0	16	4	1	5
2	Marie Stopes Clinic	847	4848	411	40	120	3	1	4
3	Palli Shisu Foundation (PSF)	0	0	0	0	0	0	0	0
4	Sunflower	0	0	0	0	0	0	0	0
5	Shanirvar Bangladesh	0	0	0	0	0	0	0	0
6	CMH	308	6700	30	1	0	0	1	1
7	R. H. Steps	87	1366	124	0	0	0	0	0
8	MODEL CLINIC	90	1812	22	0	5	0	11	11
9	MOHILA-O-SHISHU SHASTHA KALLYAN SAMITY	0	0	0	0	0	0	0	0
10	IPas Bangladesh	150	0	0	0	4	0	0	0
11	Surjer Hasi Network	1109	2834	1747	0	5	0	2	2
12	Friendship Bangladesh	1465	5569	119	0	0	0	0	0
13	Kanchan	51	14051	925	3	1	0	2	2
14	Dhaldanga Bohumukhi Samaj Unnayan Sangstha	7195	6500	1980	0	0	0	0	0
15	Lamb Hospital	0	100	49	0	15	0	5	5
16	SAF	186	204	48	0	0	0	0	0
NGO Total		21509	58804	8183	44	166	7	23	30
1	BGB	226	2387	0	0	0	0	0	0
2	DGHS Health Clinic	363	2660	146	6	101	0	59	59
3	CMH	417	4656	8	0	0	0	0	0
4	Upazila Health Complex	547	326	59	1	0	0	0	0
5	Head, Obs/Gyn, District Sadar Hospital	84	592	36	0	0	0	0	0
Multisector Total		1637	10621	249	7	101	0	59	59
NGO & Multisector Total		23146	69425	8432	51	267	7	82	89
Raishahi Division									
1	Family Planning Association of Bangladesh (FPAB)	30739	151292	5228	13	45	1	5	6
2	BAVS	229	5544	100	0	58	75	20	95
3	Marie Stopes Clinic	272	2588	60	17	14	0	0	0
4	Palli Shisu Foundation (PSF)	3525	840	1037	5	0	0	0	0
5	Jatio Tarun Shanga	0	0	0	0	0	0	0	0
6	Bamaneh	82	9228	1587	0	0	0	0	0
7	Tilottoma	614	9955	1142	1	13	0	1	1
8	Anonnya Somaj Kallyan Samity	0	0	0	0	0	0	0	0
9	Shanirvar Bangladesh	2931	10344	692	0	0	0	0	0
10	Sromo Kallyan Shangstha	87	1848	0	0	0	0	0	0
11	R. H. Steps	213	4680	86	7	0	0	0	0
12	MR CLINIC	0	240	20	0	0	0	0	0
13	MODEL CLINIC	78	4920	106	1	34	0	33	33
14	POLLI SHISHU CLINIC	1617	2832	446	0	0	0	0	0
15	JTS-GONO UNNAYAN ACADEMY	515	3975	914	1	0	0	0	0
16	THANGAMARA	869	4016	157	2	21	0	5	5
17	SHASTO KALLYAN SHANGSTHA	0	0	0	0	0	0	0	0
18	Darpon	5367	16790	1396	3	0	0	0	0
19	IPas Bangladesh	850	2620	5	0	1	0	0	0
20	Surjer Hasi Network	807	4752	624	2	4	0	0	0
21	Friendship Bangladesh	510	750	45	0	0	0	0	0
22	Population Services & Training Centre (PSTC)	0	9224	557	0	4	0	2	2
23	SORNALY	1399	12136	1475	0	0	0	0	0
24	Chardulai	0	0	0	0	0	0	0	0
25	Dhaka Ahsania Mission	0	11652	746	3	8	0	8	8
NGO Total		50704	270226	16423	55	202	76	74	150
1	DGHS Health Clinic	211	240	12	0	0	0	88	88
2	Upazila Health Complex	409	2204	17	1	0	0	0	0
3	Head, Obs/Gyn, District Sadar Hospital	267	1320	42	2	13	0	0	0
Multisector Total		887	3764	71	3	13	0	88	88
NGO & Multisector Total		51591	273990	16494	58	215	76	162	238

Sl. No.	NGO and Multisectors	Oral Pill (Cycles)	Condom (Pieces)	Injectable (Vials)	IUD (Cases)	Implant (Nos.)	Permanent Method (Nos.)		
							Male	Female	Total
Khulna Division									
1	Family Planning Association of Bangladesh (FPAB)	34649	55814	3383	10	56	1	1	2
2	BAVS	525	2816	186	0	23	47	28	75
3	Marie Stopes Clinic	199	1896	54	17	9	0	0	0
4	Palli Shisu Foundation (PSF)	0	0	0	0	0	0	0	0
5	Paribarik Shastha Clinic	3054	12312	1039	8	13	0	3	3
6	Jatio Tarun Shanga	2701	5640	500	0	0	0	0	0
7	Paribar Kallyan Shangstha (PKS)	708	5652	438	0	5	0	1	1
8	PSTC	369	3240	260	0	0	0	0	0
9	BRAC	153	1500	70	0	0	0	0	0
10	Sromo Kallyan Shangstha	225	396	0	0	0	0	0	0
11	Ad-Din Medical College Hospital	75	216	24	1	0	0	8	8
12	CMH	40	2000	4	0	0	0	0	0
13	R. H. Steps	657	4776	139	6	0	0	0	0
14	CRC	0	0	0	0	0	0	0	0
15	SGS	2165	3770	445	0	0	0	0	0
16	Police Hospital	30	325	0	0	0	0	0	0
17	Surjer Hasi Network	833	2562	487	3	0	0	0	0
18	Friendship Bangladesh	1125	2700	75	0	0	0	0	0
19	BNS TITUMIR	260	3100	2	0	0	0	0	0
20	Peoples Development Community (PDC)	97	957	0	0	0	0	0	0
21	Urban Health Care	718	2973	618	3	9	0	2	2
22	BAPSA	624	8592	380	0	0	0	5	5
23	Adams	11361	19384	2019	0	0	0	0	0
NGO Total		60568	140621	10123	48	115	48	48	96
1	BGB	94	3326	7	0	0	0	0	0
2	Biman Bahini	63	2448	5	0	0	0	0	0
3	Paurasova	0	96	0	0	0	0	0	0
4	DGHS Health Clinic	0	0	0	1	0	0	0	0
5	Jessore Cantonmen	2277	10136	28	0	0	0	0	0
6	Head, Obs/Gyn, District Sadar Hospital	194	240	6	0	2	0	0	0
Multisector Total		2628	16246	46	1	2	0	0	0
NGO & Multisector Total		63196	156867	10169	49	117	48	48	96
Barishal Division									
1	Family Planning Association of Bangladesh (FPAB)	4895	21084	1567	3	13	4	3	7
2	BAVS	231	5568	237	6	37	62	0	62
3	Marie Stopes Clinic	685	633	51	11	5	70	0	70
4	Paribarik Shastha Clinic	207	1006	159	0	0	0	0	0
5	Shanirvar Bangladesh	20	2796	2300	4	0	0	0	0
6	BRAC	83	660	75	6	0	0	0	0
7	R. H. Steps	108	900	6	10	5	0	0	0
8	IPas Bangladesh	39	0	8	0	0	0	0	0
9	Surjer Hasi Network	60	404	229	10	24	0	0	0
10	Desh Bangla	3002	6612	225	0	5	0	1	1
11	Urban Primary Health Care Project (UPHCP)	1990	2940	528	16	7	0	2	2
NGO Total		11320	42603	5385	66	96	136	6	142
1	Srama Kalyan Kendra	116	25	0	0	0	0	0	0
2	Upazila Health Complex	214	470	2	2	0	0	0	0
Multisector Total		330	495	2	2	0	0	0	0
NGO & Multisector Total		11650	43098	5387	68	96	136	6	142

Sl No	NGO and Multisectors	Oral Pill (Cycles)	Condom (Pieces)	Injectable (Vials)	IUD (Cases)	Implant (Nos.)	Permanent Method (Nos.)		
							Male	Female	Total
Dhaka Division									
1	Family Planning Association of Bangladesh (FPAB)	10961	57904	2399	15	42	13	8	21
2	BAVS	1410	19820	1085	15	216	359	17	376
3	Marie Stopes Clinic	2353	11608	1171	173	58	9	1	10
4	Paribarik Shastha Clinic	2	0	0	0	0	0	0	0
5	Jatio Tarun Shanga	53	0	0	0	0	0	0	0
6	Bamaneh	268	5600	548	4	0	0	0	0
7	Paribar Kalyan Shangstha (PKS)	0	0	0	0	0	0	0	0
8	PSTC	538	404	403	16	57	0	1	1
9	Shanirvar Bangladesh	932	0	4	0	5	0	0	0
10	BRAC	1509	14940	614	32	11	0	0	0
11	Sromo Kalyan Shangstha	965	3596	0	0	0	0	0	0
12	Ad-Din Medical College Hospital	638	6072	270	0	4	0	56	56
13	BAPSA	1930	34519	1769	70	59	125	12	137
14	Radda Barnen	49	9960	329	5	0	0	0	0
15	UTPS	1697	5080	491	14	21	0	4	4
16	PSKP	176	216	31	0	0	0	0	0
17	Anirban Sangsad	194	168	56	0	0	0	0	0
18	ICDDR,B	162	660	5	0	0	0	0	0
19	CMH	246	4320	27	0	0	0	1	1
20	Spire	488	800	145	0	0	0	0	0
21	Shimantik	3379	12936	1223	105	124	14	20	34
22	TDH CLINIC	0	3600	25	0	0	0	0	0
23	SHAKTTI FOUNDATION	257	1448	31	0	0	0	0	0
24	BWHC	0	312	0	0	0	0	0	0
25	SUKHI PARIBAR SANGSTHA	0	0	0	0	0	0	0	0
26	Association in Training & Management (AITAM)	14	828	15	0	0	0	0	0
27	R. H. Steps	378	2256	149	15	21	0	5	5
28	AL-FALAH MOJIN CLINIC	38	432	96	0	0	0	0	0
29	VPKA (VP KENDRA)	0	0	0	0	0	0	0	0
30	MMKS	110	526	50	0	0	0	0	0
31	VFWA	283	81	81	4	0	0	0	0
32	Nari Moytri	1691	11694	903	10	46	0	6	6
33	SGS	0	0	0	0	0	0	0	0
34	CWFD	4	0	0	0	0	0	0	0
35	Surjer Hasi Network	1683	4832	663	3	4	1	1	2
36	Kumudini Hospital	196	2300	42	2	0	0	4	4
37	DAN J U S	0	0	0	0	0	0	0	0
38	Population Services & Training Centre (PSTC)	186	4674	207	0	0	0	0	0
39	Jonoseba M&C W Songstha	16	4176	481	13	0	0	0	0
40	Urban Primary Health Care Project (UPHCP)	2	0	0	0	0	0	0	0
41	Sazeda Foundation	34	864	66	2	0	0	0	0
42	Adarsha Paribar Kalyan Shangstha	0	0	0	0	0	0	0	0
43	Rural Health Development Organization(RHDO)	11	288	25	0	0	0	0	0
44	NAGAR SASTHO KENDRO	0	0	0	0	0	0	0	0
45	Urban Health Care	453	3564	228	6	8	0	6	6
46	Sonali Din	1040	1440	299	0	0	0	0	0
47	Ahoshania Mission	70	18826	1327	66	74	0	4	4
48	Active Social Welfare Society	1122	9348	308	3	0	0	0	0
49	MISCS	563	600	107	0	0	0	0	0
50	Bashundhara Ad-din Medical College Hospital	73	204	35	0	1	0	2	2
51	Surjer Hashi Network (Smiling Sun Franchise)	0	0	0	0	0	0	0	0
52	Fatema Nursing Home	30	4440	360	0	0	0	0	0
NGO Total		36204	265336	16068	573	751	521	148	669
1	Biman Bahini	12	588	0	0	0	0	0	0
2	Sir Salimulla Medical College Hospital (Indoor)	168	60	55	40	122	0	15	15
3	BGME	712	18770	443	0	0	0	0	0
4	DGHS Health Clinic	234	432	0	1	0	0	3	3
5	Victoria Hospital Narayanganj	133	96	30	0	10	0	5	5
6	Others Private Clinic	0	0	0	0	0	0	178	178
7	Upazila Health Complex	167	410	13	0	0	0	0	0
8	Head, Obs/Gyn, District Sadar Hospital	209	113	4	3	0	0	0	0
9	Head,Obs/Gyn, 100 Bed District Hospital	0	0	0	0	0	0	0	0
Multisector Total		1635	20469	545	44	132	0	201	201
NGO & Multisector Total		37839	285805	16613	617	883	521	349	870

Sl. No.	NGO and Multisectors	Oral Pill (Cycles)	Condom (Pieces)	Injectable (Vials)	IUD (Cases)	Implant (Nos.)	Permanent Method (Nos.)		
							Male	Female	Total
Mymensing Division									
1	Family Planning Association of Bangladesh (FPAB)	19270	37480	1481	7	39	44	0	44
2	BAVS	0	0	0	0	0	0	0	0
3	Marie Stopes Clinic	199	2200	67	6	0	0	0	0
4	Jatio Tarun Shanga	254	900	79	0	0	0	0	0
5	Bamaneh	0	0	0	0	0	0	0	0
6	Shanirvar Bangladesh	0	0	0	0	0	0	0	0
7	Gono Shastha Kendra	0	0	0	0	0	0	0	0
8	MALANCHA SEBA SAMITY	0	0	0	0	0	0	0	0
9	SUPIRAT	0	0	0	0	0	0	0	0
10	R. H. Steps	66	96	8	8	0	0	0	0
11	MODEL CLINIC	314	5136	27	4	2	0	0	0
12	Krishni Bisho	54	200	0	0	0	0	0	0
13	IPas Bangladesh	37	4	51	4	7	0	17	17
14	Surjer Hasi Network	207	982	157	2	0	0	0	0
15	Friendship Bangladesh	160	147	0	0	0	0	0	0
16	Shastha Prokalpo	9	0	61	0	0	0	5	5
NGO Total		20570	47145	1931	31	48	44	22	66
1	BGB	78	1548	10	0	0	0	0	0
2	BGME	1441	14755	62	0	0	0	0	0
3	Upazila Health Complex	244	30	0	0	0	0	0	0
4	Head, Obs/Gyn, District Sadar Hospital	72	900	0	0	0	0	0	0
Multisector Total		1835	17233	72	0	0	0	0	0
NGO & Multisector Total		22405	64378	2003	31	48	44	22	66
Chattogram Division									
1	Family Planning Association of Bangladesh (FPAB)	20030	58236	2638	33	80	0	3	3
2	BAVS	482	7176	178	6	93	169	21	190
3	Concern Women for Family Planning (CWFP)	17	132	0	0	0	0	0	0
4	Marie Stopes Clinic	1241	8646	262	80	80	87	7	94
5	Paribarik Shastha Clinic	636	1404	355	0	0	0	0	0
6	Bamaneh	68	180	274	0	0	0	0	0
7	PSTC	267	540	117	9	11	0	0	0
8	Shanirvar Bangladesh	391	1532	296	5	0	0	0	0
9	BRAC	1004	3528	245	18	18	0	0	0
10	Sromo Kalyan Shangstha	159	252	60	0	0	0	0	0
11	BAPSA	129	1260	81	5	0	0	0	0
12	FDSR	861	2028	357	1	0	0	0	0
13	CMH	652	6205	129	4	15	0	0	0
14	BWHC	79	60	52	2	0	0	0	0
15	SUPIRAT	586	1356	268	1	0	0	0	0
16	PROSHANTI	284	1572	371	0	0	0	0	0
17	BONOPHUL (PKS)	85	516	18	0	0	0	0	0
18	NISKRITY	927	2472	614	13	0	0	0	0
19	IMAGE	2057	8464	563	3	5	0	0	0
20	MOMOTA	5329	18276	1499	28	108	0	30	30
21	SUS (TMA , NASIRABAD)	0	0	0	0	0	0	0	0
22	SHED	0	0	0	0	0	0	0	0
23	ISDE	0	0	0	0	0	0	0	0
24	CUFL	75	800	0	0	0	0	0	0
25	JUSH	0	0	0	0	0	0	0	0
26	R. H. Steps	848	624	197	13	1	0	0	0
27	MODEL CLINIC	1306	2277	23	18	26	0	12	12
28	BANDHAN	0	0	0	0	0	0	0	0
29	Ghasful	480	5500	47	0	0	0	0	0
30	IPas Bangladesh	627	379	360	33	0	0	0	0
31	Surjer Hasi Network	1495	2896	1104	7	0	0	0	0
32	Saya Path	1527	7403	318	9	3	30	0	30
33	B. R. D. B	0	0	0	0	0	0	0	0
34	RTMI	2160	5316	434	13	48	0	0	0
35	NAGAR MATRI SADAN	1540	4332	389	19	34	3	6	9
36	Urban Health Care	1221	3240	341	3	17	0	0	0
37	Mission Hospital, Chandraghona	300	300	2	0	0	0	0	0
38	Ma Sasthya Seba Kandra-NSS, Chakaria	894	1728	412	14	0	0	0	0
39	Hope Hospital	187	0	20	0	1	0	1	1
NGO Total		47944	158630	12024	337	540	289	80	369
1	BGB	196	3054	6	0	0	0	0	0
2	Comilla Cantonment	318	7000	30	0	0	0	7	7
3	Biman Bahini	101	2832	4	1	0	0	0	0
4	Navy	234	5308	48	0	0	0	0	0
5	Railway Hospital	101	240	20	0	0	0	0	0
6	BGME	167	208	0	0	0	0	0	0
7	DGHS Health Clinic	656	48	6	75	0	0	13	13
8	BKMEA	378	618	47	0	0	0	0	0
9	Others Private Clinic	0	0	0	0	0	0	6	6
10	Worker Welfare Centre	50	300	0	0	0	0	0	0
11	Upazila Health Complex	797	233	68	30	8	0	0	0
12	Head, Obs/Gyn, District Sadar Hospital	1372	1440	132	46	24	0	14	14
13	Medical College Hospital	0	0	0	0	0	0	0	0
Multisector Total		4370	21281	361	152	32	0	40	40
NGO & Multisector Total		52314	179911	12385	489	572	289	120	409

Sl. No.	NGO and Multisectors	Oral Pill (Cycles)	Condom (Pieces)	Injectable (Vials)	IUD (Cases)	Implant (Nos.)	Permanent Method (Nos.)		
							Male	Female	Total
Sylhet Division									
1	Family Planning Association of Bangladesh (FPAB)	500	14000	353	0	0	0	1	1
2	BAVS	924	4200	115	0	15	57	14	71
3	Marie Stopes Clinic	755	1496	80	16	7	0	4	4
4	BRAC	350	3086	691	6	6	0	0	0
5	CMH	146	1632	6	0	0	0	0	0
6	Shimantik	1086	24580	4030	15	32	0	0	0
7	BWHC	864	4280	2017	1	1	0	0	0
8	RED CRESCENT SANGSTHA	98	36	13	0	0	0	0	0
9	R. H. Steps	302	744	30	6	0	0	0	0
10	VARD, SYLHET	0	0	0	0	0	0	0	0
11	Sylhet Samaj Kallyan Sangatha	120	3950	2324	0	0	0	4	4
12	Surjer Hasi Network	270	1152	134	0	0	0	0	0
13	SUPPS	136	312	28	0	0	0	0	0
14	TIL Welfare Division	46	216	0	0	0	0	0	0
15	Govt. Labour Welfare Center	0	0	0	0	0	0	0	0
NGO Total		5597	59684	9821	44	61	57	23	80
1	BGB	26	672	0	0	0	0	0	0
2	Srama Kalyan Kendra	32	100	1	0	0	0	0	0
3	DGHS Health Clinic	333	757	12	33	0	0	0	0
4	Upazila Health Complex	724	376	24	27	0	0	0	0
Multisector Total		1115	1905	37	60	0	0	0	0
NGO & Multisector Total		6712	61589	9858	104	61	57	23	80
NGO & Multisector Grand Total of National		268853	1135063	81341	1467	2259	1178	812	1990

Table -8: Division wise and NGO & Multisector wise Contraceptive Performance for the month of June-2022

Sl. No.	NGO and Multisectors	Oral Pill (Cycles)	Condom (Pieces)	Injectable (Vials)	IUD (Cases)	Implant (Nos.)	Permanent Method (Nos.)		
							Male	Female	Total
Rangpur Division									
	Social Marketing Company (SMC)	523188	1404271	54549	0	0	0	0	0
Rajshahi Division									
	Social Marketing Company (SMC)	572502	1950238	48014	30	20	0	0	0
Khulna Division									
	Social Marketing Company (SMC)	536102	1892790	39453	32	25	0	0	0
Barishal Division									
	Social Marketing Company (SMC)	251326	578050	27393	63	0	0	0	0
Dhaka Division									
	Social Marketing Company (SMC)	1417573	6136034	97717	435	150	0	0	0
Mymensing Division									
	Social Marketing Company (SMC)	484483	1467744	38105	35	75	0	0	0
Chattogram Division									
	Social Marketing Company (SMC)	1349734	2107939	73860	345	95	0	0	0
Sylhet Division									
	Social Marketing Company (SMC)	322388	558345	11995	90	0	0	0	0
Total:		5457296	16095411	391086	1030	365	0	0	0

Table -9: District wise Projection, Performance and Achievement Rate of Permanent and Long Acting Methods

District	Permanent Method (Cases)					IUD (Cases)					Implant (Cases)				
	Yearly Projection	Reporting Month		July'21 to June'22		Yearly Projection	Reporting Month		July'21 to June'22		Yearly Projection	Reporting Month		July'21 to June'22	
		Perform.	Achi. Rate(%)	Perform.	Achi. Rate(%)		Perform.	Achi. Rate(%)	Perform.	Achi. Rate(%)		Perform.	Achi. Rate(%)	Perform.	Achi. Rate(%)
Dinajpur	3192	150	56.4	3323	104.1	3200	50	18.8	2163	67.6	13500	428	38.0	13075	96.9
Thakurgaon	2207	140	76.1	1527	69.2	1950	47	28.9	767	39.3	4500	266	70.9	4287	95.3
Panchgaj	1752	36	24.7	678	38.7	1970	49	29.8	749	38.0	4584	119	31.2	2989	65.2
Nilphamari	1932	55	34.2	1084	56.1	2800	180	77.1	2107	75.3	5800	264	54.6	4858	83.8
Rangpur	3322	196	70.8	1457	43.9	9300	204	26.3	2902	31.2	11500	860	89.7	9053	78.7
Kungram	12381	49	4.7	865	5.4	9500	261	33.0	3017	31.8	10200	214	25.2	3892	39.1
Gaibandha	1138	137	144.5	1680	147.6	5300	151	34.2	2476	46.7	6800	727	128.3	7108	104.5
Lalmonirhat	5077	69	16.3	869	17.1	6900	230	40.0	2613	37.9	8500	320	45.2	3790	44.6
Rangpur Div.	31001	832	32.2	11283	36.4	40920	1172	34.4	16794	41.0	65384	3198	58.7	49152	75.2
Bogura	4952	109	26.4	1958	39.5	5050	150	35.6	2552	50.5	13200	949	86.3	11844	89.7
Joipurhat	879	89	121.5	946	107.6	1800	49	32.7	1110	61.7	5800	193	39.9	4738	81.7
Nadogaon	1462	109	89.5	1341	91.7	3200	121	45.4	1767	55.2	6500	511	94.3	6148	94.6
Chapai Nawabganj	3188	105	39.5	1879	52.7	4200	53	15.1	920	21.9	4800	90	22.5	1725	35.9
Rajshahi	6156	174	33.9	2411	39.2	8500	511	7.2	1108	13.0	11000	410	44.7	5477	49.7
Natore	2834	162	68.6	2164	76.4	2700	51	22.7	924	34.2	6500	529	97.7	5820	89.5
Pabna	1126	20	21.3	305	27.1	4500	194	51.7	3076	68.4	7900	360	54.7	4414	55.9
Seraiganj	2075	63	36.4	957	46.1	4800	388	92.0	5816	117.0	7500	496	77.8	5646	75.3
Rajshahi Div.	22672	831	44.0	11761	51.9	34750	1037	35.8	17073	49.1	63200	3528	67.0	45806	72.5
Kushia	1482	97	78.5	1595	107.6	2500	35	16.8	866	26.6	5900	196	39.9	151	2.6
Meherpur	845	45	63.9	670	79.3	1100	11	12.0	282	26.6	1500	61	48.8	74	4.9
Chuadanga	1289	75	69.8	1415	109.8	1494	44	35.3	819	54.8	3500	99	33.9	181	5.2
Jhenaidaha	1262	123	117.0	1474	116.8	1550	78	60.4	987	63.7	5500	385	84.0	177	3.2
Magura	1694	32	22.7	725	42.8	1850	70	45.4	1161	62.8	3700	207	67.1	146	3.9
Narail	1455	23	19.0	378	26.0	1250	17	16.3	439	35.1	3200	150	56.3	76	2.4
Jashore	1584	105	79.5	1171	73.9	3200	50	18.8	1188	37.1	8300	309	44.7	357	4.3
Khulna	2120	90	50.9	1573	74.2	3500	209	71.7	2990	85.4	8200	454	66.4	442	5.4
Bagerhat	1428	57	47.9	727	50.9	1900	69	43.6	1195	62.9	4800	377	94.3	192	4.0
Satkhira	2168	60	33.2	826	38.1	1874	56	35.9	1113	59.4	3800	258	81.5	73	1.9
Khulna Div.	15327	707	55.4	10554	68.9	20218	639	37.9	10840	53.6	48400	2496	61.9	1869	3.9
Barguna	1540	90	70.1	914	59.4	2229	40	21.5	944	42.4	8200	317	46.4	4990	60.9
Patuakhali	2400	47	23.5	1040	43.3	4053	187	55.4	2546	62.8	7332	391	64.0	7128	97.2
Barisal	2270	92	48.6	1742	76.7	4200	171	48.9	2349	55.9	8200	286	41.9	5661	69.0
Jhalakati	2622	10	4.6	374	14.3	1200	56	56.0	536	44.7	3200	176	66.0	1818	56.8
Bhola	2483	96	46.4	937	37.7	2364	204	103.6	1607	68.0	6500	387	71.4	3066	47.2
Pirojpur	804	18	28.9	648	80.6	2552	158	74.3	1997	78.3	4200	126	36.0	4129	98.3
Barisal Div.	12119	353	35.0	5655	46.7	16598	816	59.0	9979	60.1	37632	1683	53.7	26792	71.2
Gopalganj	2377	93	46.9	1498	63.0	2500	45	21.6	696	27.8	4800	292	73.0	3597	74.9
Madanipur	955	44	55.3	570	59.7	3200	94	35.3	1357	42.4	6500	194	35.8	2480	38.2
Shariatpur	825	35	50.9	610	73.9	1200	86	86.0	1443	120.3	5500	139	30.3	2389	43.4
Faridpur	2800	184	78.9	2168	77.4	3500	155	56.6	2467	70.5	7500	456	73.0	7326	97.7
Raisa	950	52	65.7	146	15.4	2800	146	62.6	1597	57.0	5520	407	88.5	3626	65.7
Dhaka	12197	1425	140.2	1047	8.6	9800	1047	128.2	11401	116.3	11200	1344	144.0	13480	120.4
Gazipur	7956	58	8.7	161	2.0	5500	151	35.1	1932	35.1	7500	226	36.2	3411	45.5
Munshiganj	5292	20	4.5	101	1.9	2800	101	43.3	1131	40.4	6500	109	20.1	2354	36.2
Narayanganj	4761	231	58.2	116	2.4	6500	116	21.4	1722	26.5	7200	361	60.2	4290	59.6
Narshingdi	3303	305	110.8	192	5.8	3500	192	65.8	2973	84.9	5500	270	58.9	3560	64.7
Manikganj	4675	165	42.4	66	1.4	4500	66	17.6	967	21.5	6200	225	43.5	4393	70.9
Tangail	10852	145	16.0	188	1.7	8200	188	27.5	2694	32.9	6500	664	122.6	8799	135.4
Kishoreganj	1671	240	172.4	158	9.5	6200	158	30.6	3015	48.6	7500	595	95.2	7864	104.9
Dhaka Div.	58614	2997	61.4	7021	12.0	60200	2565	51.1	33395	55.5	87920	5282	72.1	67569	76.9
Jamalpur	2021	74	43.9	110	5.4	3500	86	29.5	1671	47.7	7500	195	31.2	5931	79.1
Sherpur	1725	53	36.9	52	3.0	1750	28	19.2	627	35.8	7200	196	32.7	3532	49.1
Mymensingh	3808	138	43.5	277	7.3	13100	315	28.9	4184	31.9	11500	937	97.8	9623	83.7
Netrokona	1765	98	66.6	64	3.6	2100	43	24.6	3015	143.6	7800	438	67.4	7864	100.8
Mymensingh Div.	9319	363	46.7	503	5.4	20450	472	27.7	9497	46.4	34000	1766	62.3	26950	79.3
B. Baria	2229	14	7.5	636	28.5	4500	184	49.1	2938	65.3	11000	486	53.0	7646	69.5
Cumilla	5541	177	38.3	3085	55.7	10500	414	47.3	6921	65.9	12200	973	95.7	10703	87.7
Chandpur	2930	99	40.5	1659	56.6	5200	307	70.8	4510	86.7	7900	526	79.9	6323	80.0
Feni	2603	55	25.4	1035	39.8	2796	239	102.6	3102	110.9	5500	291	63.5	3597	65.4
Noakhali	2292	103	53.9	1848	80.6	4500	285	76.0	2467	93.6	8600	548	76.5	7326	105.5
Laxmipur	16307	45	3.3	634	3.9	8650	110	15.3	2042	23.6	9144	252	33.1	3237	35.4
Chattoogram	4482	363	97.2	3547	79.1	7800	912	140.3	9751	125.0	13600	1352	119.3	15288	112.4
Cox's Bazar	5468	57	12.5	823	15.1	4800	502	125.5	4768	99.3	7800	831	127.8	9339	119.7
Rangamati	1965	2	1.2	57	2.9	1300	77	71.1	1008	77.5	2500	102	49.0	1916	76.6
Khagrachhari	2350	5	2.6	118	5.0	1380	119	103.5	1526	110.6	2400	137	68.5	2119	88.3
Bandarban	1400	3	2.6	138	9.9	1400	83	71.1	1323	94.5	3000	66	26.4	1909	63.6
Chattoogram Div.	47567	923	23.3	997	2.1	52826	3232	73.4	42100	79.7	83644	5564	79.8	71153	85.1
Sylhet	2202	144	78.5	2026	92.0	3655	102	33.5	1865	51.0	7900	268	40.7	5676	71.8
Habiganj	8908	59	7.9	1335	15.0	5383	130	29.0	1725	32.0	6300	287	54.7	4431	70.3
Moulavibazar	4246	35	9.9	681	16.0	3800	118	37.3	1834	48.3	5520	287	62.4	4569	82.8
Sunamganj	3000	38	15.2	1256	41.9	6200	82	15.9	1618	26.1	10000	249	29.9	6705	67.1
Sylhet Div.	18356	276	18.0	227	1.2	19038	432	27.2	7042	37.0	29720	1091	44.1	21381	71.9
National	214975	7282	40.6	5974	2.8	265000	10365	46.9	146720	55.4	449900	24608	65.6	310672	69.1

Table -11: Method wise Users (Normal & Postpartum as Old, New, Dropout, Postpartum Expire) and CAR by District at the end of June 2022

Name of District	Total Eligible Couple	Oral Pill											Total Oral Pill
		Normal					Postpartum					Postpartum Expire	
		Old	New	Total	Dropout		Old	New	Total	Dropout			
					No Method	Switch Over				No Method	Switch Over		
Dinajpur	672738	255489	980	256469	726	573	17499	828	18327	94	103	606	274796
Thakurgaon	307662	116291	558	116849	342	297	4559	273	4832	49	38	175	121681
Panchgarh	228423	94419	450	94869	305	238	3926	264	4190	43	49	164	99059
Nilphaman	418707	160088	981	161069	646	579	7744	545	8289	136	93	304	168358
Rangpur	610429	218427	1400	219827	898	639	9547	477	10024	63	112	376	229851
Kungram	545219	198996	1238	200234	743	518	7910	569	8479	106	115	361	208713
Gaibandha	559639	208875	1322	210197	1046	451	5868	338	6206	63	25	222	216403
Lalmonirhat	284568	96552	700	97252	430	305	4868	271	5139	50	50	112	102391
Rangpur Div.	3627385	1349137	7629	1356766	5136	3600	61921	3565	65486	604	585	2320	1422592
Bogura	778109	300275	2161	302436	1402	1010	12774	864	13638	131	82	636	316074
Joipurhat	214578	81537	664	82201	448	339	3663	282	3945	25	59	211	86146
Naogaon	593247	248753	1462	250215	1322	584	9337	530	9867	133	53	368	260082
Chapainawabganj	383070	136962	705	137667	558	317	4943	292	5235	66	84	192	142902
Rajshahi	618883	201549	2326	203875	1460	1228	10074	716	10790	230	260	196	214665
Natore	417302	158156	916	159072	760	542	7452	464	7916	63	79	392	166988
Pabna	595228	212935	1423	214358	1016	578	8903	598	9501	81	100	408	223859
Seraiganj	661620	244145	3233	247378	1263	645	17548	807	18355	147	153	506	265733
Rajshahi Div.	4262037	1584312	12890	1597202	8229	5243	74694	4553	79247	876	870	2909	1676449
Kustia	457059	144987	644	145631	439	263	6829	435	7264	51	71	271	152895
Meherpur	162264	45133	293	45426	117	106	1387	75	1462	13	16	35	46888
Chuadanga	262586	89392	516	89908	96	93	4138	197	4335	14	2	59	94243
Jhenaidaha	395858	148830	626	149456	411	207	5080	287	5367	68	57	225	154823
Magura	195575	72795	436	73231	331	191	4748	289	5037	56	45	171	78288
Narail	157637	61017	435	61452	280	123	2246	165	2411	20	20	73	36863
Jashore	619252	189565	1601	191166	1146	479	7275	573	7848	147	126	217	199014
Khulna	502350	180262	837	181099	681	587	5891	250	6141	74	75	137	187240
Bagerhat	304629	113426	888	114314	601	411	6188	399	6567	113	67	260	120881
Saikhira	441548	171946	1199	173145	721	418	6060	455	6515	56	44	268	179660
Khulna Div.	3498758	1217353	7475	1224828	4823	2878	49822	3125	52947	612	523	1716	127775
Barguna	200279	67666	1126	68792	443	555	5321	372	5693	75	148	138	74485
Patuakhali	341098	112762	1606	114368	819	568	7152	547	7699	176	118	208	122067
Barishal	429606	152269	1177	153446	942	497	8375	435	8810	117	80	262	162256
Jhalakati	117772	41268	373	41641	202	133	2005	186	2191	73	70	37	43832
Bhola	371053	108503	665	109168	419	242	8833	349	9182	68	78	226	118350
Pirojpur	209419	75580	966	76546	739	371	6635	678	7313	89	56	389	83859
Barishal Div.	1669227	558048	5913	563961	3564	2366	38321	2567	40888	598	550	1260	604849

Name of District	Total E. Couple	Oral Pill											Total Oral Pill
		Normal					Postpartum					Postpartum Expire	
		Old	New	Total	Dropout		Old	New	Total	Dropout			
					No Method	Switch Over				No Method	Switch Over		
Gopalganj	225681	87178	722	87900	486	302	3448	264	3712	46	58	120	91612
Madanipur	237415	84217	580	84797	338	194	4301	247	4548	47	39	158	89345
Shariatpur	220484	73159	605	73764	450	141	5284	266	5550	55	68	155	79314
Faridpur	401070	130392	1319	131711	899	636	7257	602	7859	131	104	237	139570
Rajbari	237351	79860	502	80362	436	239	4233	267	4500	66	47	110	84862
Dhaka	656484	205663	1750	207313	1120	764	9572	947	10519	156	141	210	217832
Gazipur	421404	171285	1070	172355	550	271	6807	458	7265	67	34	250	179620
Munshiganj	305068	104059	632	104691	890	412	5768	323	6091	101	78	313	110782
Narayanganj	543507	196335	1943	198278	1080	695	10203	789	10992	127	132	317	209270
Narsingdi	446106	157176	844	158020	795	403	8131	559	8690	122	49	174	166710
Manikganj	312315	108584	800	109384	509	374	4777	367	5144	59	67	230	114528
Tangail	853547	333002	1467	334469	1096	609	10878	753	11631	109	125	385	346100
Kishoreganj	571318	217642	1187	218829	864	519	12473	364	12837	104	86	165	231666
Dhaka Div.	5431750	1948452	13421	1961873	9513	5559	93132	6206	99338	1190	1028	2824	2061211
Jamalpur	472251	164666	2049	166715	1360	483	9432	965	10397	73	48	272	177112
Sherpur	325817	124512	794	125306	440	198	5480	315	5795	33	32	188	131101
Mymensingh	1068834	478930	3019	481949	2277	974	30109	1742	31851	191	155	1085	513800
Netrokona	425485	175518	1214	176732	831	490	9640	688	10328	112	83	355	187060
Mymensingh Div.	2292387	943626	7076	950702	4908	2145	54661	3710	58371	409	318	1900	1009073
Brahmanbaria	547593	158477	1063	159540	1104	367	14013	609	14622	123	82	398	174162
Cumilla	1138882	383823	2481	386304	1545	1016	26275	1609	27884	260	257	816	414188
Chandpur	479262	170100	853	170953	621	301	13466	508	13974	82	55	402	184927
Feni	287624	83741	629	84370	360	240	7493	282	7775	72	68	110	92145
Noakhali	598866	188241	1104	189345	1025	371	15130	703	15833	212	100	241	205178
Lakshimpur	332489	101312	513	101825	396	144	7185	261	7446	48	28	154	109271
Chattoagram	1066782	386162	2237	388399	1404	937	22029	1057	23086	193	190	673	411485
Cox's Bazar	438070	141704	912	142616	710	389	15254	600	15854	207	144	231	158470
Rangamati	102544	38548	243	39791	150	120	1187	126	1313	9	15	56	41104
Khagrachhari	116036	47952	314	48266	229	117	1914	143	2057	22	13	120	50323
Bandarban	75038	22241	384	22625	206	208	3070	313	3383	45	55	132	26008
Chattoagram Div.	5183186	1723301	10733	1734034	7750	4210	127016	6211	133227	1273	1007	3333	1867261
Sylhet	609806	173291	1435	174726	2064	300	14032	555	14587	333	49	248	189313
Habiganj	403421	147843	1070	148913	958	326	12580	598	13178	140	93	284	162091
Moulavi Bazar	345590	116318	914	117322	796	474	9573	759	10332	129	139	488	127564
Sunamganj	404433	133458	1414	134872	918	501	12049	927	12976	154	139	140	147848
Sylhet Div.	1763250	570910	4833	575743	4736	1601	48234	2839	51073	756	420	1160	626816
National	27727980	9895139	69970	9965109	48659	27602	547801	32776	580577	6318	5301	17422	10545686

Name of District	Condom												Total Condom
	Normal					Postpartum					Postpartum Expire		
	Old	New	Total	Drop out		Old	New	Total	Drop out				
				No Methd	Switch Over				No Methd	Switch Over			
Dinajpur	30278	363	30641	269	153	2144	152	2296	22	33	101	32937	
Thakurgaon	10109	99	10208	70	40	483	25	508	2	4	11	10716	
Panchgarh	7569	159	7728	78	28	531	39	570	14	7	18	8298	
Nilphamari	13237	136	13373	85	90	991	65	1056	17	26	36	14429	
Rangpur	29617	478	30095	210	114	1944	189	2133	35	60	36	32228	
Kurigram	23703	626	24329	308	126	1643	96	1739	27	11	48	26068	
Gaibandha	26168	391	26559	277	134	1481	90	1571	38	11	30	28130	
Lalmonirhat	8164	108	8272	137	38	815	36	851	4	4	32	9123	
Rangpur Div.	148845	2360	151205	1434	723	10032	692	10724	159	156	312	161929	
Bogura	57363	595	57958	289	440	2324	141	2465	18	27	108	60423	
Joipurhat	14179	128	14307	51	54	749	29	778	8	9	45	15085	
Naogaon	31870	403	32273	723	125	1831	123	1954	14	18	91	34227	
Nawabganj	42888	324	43212	219	101	2430	156	2586	15	16	147	45798	
Rajshahi	75879	1785	77664	909	745	6227	649	6876	279	267	89	84540	
Natore	36666	503	37169	237	158	2057	117	2174	82	47	69	39343	
Pabna	46554	351	46905	243	97	2564	104	2668	16	11	79	49573	
Seraiganj	60496	482	60978	319	136	4534	157	4691	39	38	100	65669	
Rajshahi Div.	365895	4571	370466	2990	1856	22716	1476	24192	471	433	728	394658	
Kustia	50547	511	51058	242	143	2882	171	3053	34	22	94	54111	
Meherpur	14993	121	15114	57	49	627	46	673	6	3	16	15787	
Chuadanga	18562	157	18719	99	45	1002	52	1054	6	14	474	19773	
Jhenaidaha	28989	268	29257	148	64	1816	129	1945	307	25	49	31202	
Magura	11858	124	11982	80	39	1101	53	1154	19	33	23	13136	
Narail	12737	119	12856	90	40	629	27	656	17	7	5	13512	
Jashore	51985	434	52419	265	144	2955	141	3136	31	33	105	55555	
Khulna	52238	1012	53250	595	131	1932	94	2026	34	27	52	55276	
Bagerhat	20733	369	21102	212	130	1404	88	1492	34	25	18	22594	
Saikhira	28105	270	28375	151	131	1624	89	1713	25	11	80	30088	
Khulna Div.	290747	3385	294132	1939	816	16012	890	16902	513	200	916	311034	
Barguna	5326	184	5510	94	89	604	36	640	7	12	10	6150	
Patuakhali	12424	198	12622	105	80	1168	55	1223	18	18	11	13845	
Barishal	25962	311	26273	240	189	2158	113	2271	27	18	50	28544	
Jhalakati	6026	88	6114	73	31	457	38	495	14	13	4	6609	
Bhola	12711	230	12941	204	78	793	49	842	8	5	15	13783	
Pirojpur	10719	159	10878	112	60	837	61	898	14	5	33	11776	
Barishal Div.	73168	1170	74338	828	527	6017	352	6369	88	71	123	80707	

Name of District	Condom												Total Condom
	Normal					Postpartum					Postpartum Expire		
	Old	New	Total	Drop out		Old	New	Total	Drop out				
				No Methd	Switch Over				No Methd	Switch Over			
Gopalganj	22199	268	22467	217	105	1586	77	1663	20	16	50	24130	
Madaripur	15148	138	15286	113	33	1610	69	1679	22	16	22	16965	
Shariatpur	18253	215	18468	100	44	1497	44	1541	15	8	38	20009	
Faridpur	42593	545	43138	238	151	2572	203	2775	60	28	91	45913	
Rajbari	19742	310	20052	145	51	1391	81	1472	41	11	35	21524	
Dhaka	75570	613	76183	345	187	5065	281	5346	44	47	166	81529	
Gazipur	33404	211	33615	141	57	2172	71	2243	20	15	30	35858	
Munshiganj	28931	209	29140	125	74	2468	100	2568	13	16	58	31708	
Narayanganj	39559	441	40000	348	222	3675	174	3849	51	47	123	43849	
Narshingdi	30427	476	30903	203	111	2695	124	2819	25	22	64	33722	
Manikganj	29541	294	29835	202	100	1696	146	1842	17	14	75	31677	
Tangail	65454	494	65948	298	123	3095	181	3276	55	34	65	69224	
Kishoreganj	31025	651	31676	432	388	3071	212	3283	93	61	65	34959	
Dhaka Div.	451846	4865	456711	2907	1646	32593	1763	34356	476	335	882	491067	
Jamalpur	27293	175	27468	100	52	1803	83	1886	15	9	20	29354	
Sherpur	15523	159	15682	80	30	894	30	924	11	19	34	16606	
Mymensingh	47299	658	47957	444	238	4149	303	4452	33	21	114	52409	
Netrokona	15140	256	15396	181	98	1659	78	1737	20	13	59	17133	
Mymensingh Div.	105255	1248	106503	805	418	8505	494	8999	79	62	227	115502	
Brahmanbaria	33530	322	33852	407	75	2821	141	2962	182	14	58	36814	
Cumilla	67098	680	67778	485	221	6929	374	7303	92	53	199	75081	
Chandpur	22745	240	22985	163	85	2325	128	2453	12	21	41	25438	
Feni	18922	212	19134	160	95	2270	117	2387	18	19	26	21521	
Noakhali	37949	266	38215	318	57	4305	168	4473	47	12	34	42688	
Lakshimpur	15310	118	15428	91	30	1601	69	1670	10	15	44	17098	
Chattogram	74368	749	75117	477	239	6982	306	7288	67	46	174	82405	
Cox's Bazar	19774	256	20030	159	68	2636	129	2765	29	13	26	22795	
Rangamati	6114	67	6181	29	17	299	8	307	3	0	9	6488	
Khagrachhari	3708	37	3745	18	14	237	12	249	1	3	4	3994	
Bandarban	3600	142	3742	126	61	444	50	494	14	9	6	4236	
Chattogram Div.	303118	3089	306207	2433	962	30849	1502	32351	475	205	621	338558	
Sylhet	52157	625	52782	1095	74	4834	200	5034	45	17	58	57816	
Habiganj	21363	256	21619	232	50	2520	110	2630	33	7	30	24249	
Moulavi Bazar	18135	276	18411	193	91	1402	147	1549	24	15	22	19960	
Sunamganj	24844	608	25452	498	191	3907	274	4181	110	35	114	29633	
Sylhet Div.	116499	1765	118264	2018	406	12663	731	13394	212	74	224	131658	
National	1855373	22453	1877826	15354	7454	139387	7900	147287	2473	1536	4033	2025113	

Name of District	Injectable												Total Injectable
	Normal					Postpartum							
	Old	New	Total	Drop out		Old	New	Total	Drop out		Postpartum Expire		
				No Methd	Switch Over				No Methd	Switch Over			
Dinajpur	69127	471	69598	325	338	3034	150	3184	27	35	118	72782	
Thakurgaon	58045	269	58314	217	311	1378	51	1429	10	5	37	59743	
Panchgarh	39335	326	39661	268	267	852	43	895	9	7	48	40556	
Nilphamari	68200	433	68633	258	304	2785	138	2923	23	28	90	71556	
Rangpur	104005	732	104737	510	684	3657	173	3830	65	105	74	108567	
Kurigram	107872	894	108766	612	565	2104	114	2218	23	411	66	110984	
Gaibandha	95438	976	96414	727	554	2393	101	2494	60	21	71	98908	
Lalmonirhat	57291	376	57667	222	203	1509	60	1569	14	12	95	59236	
Rangpur Div.	599313	4477	603790	3139	3226	17712	830	18542	231	624	599	622332	
Bogura	103427	665	104092	437	361	2904	159	3063	15	21	127	107155	
Joipurhat	23593	131	23724	61	56	559	26	585	5	6	12	24309	
Naogaon	53987	506	54493	326	257	1507	65	1572	15	39	58	56065	
Nawabganj	51303	253	51556	222	185	1218	45	1263	21	10	49	52819	
Rajshahi	86158	1381	87539	693	812	4235	337	4572	123	135	55	92111	
Natore	45553	504	46057	232	301	1472	72	1544	18	33	41	47601	
Pabna	100629	365	100994	296	176	2809	71	2880	13	16	58	103874	
Serajganj	117467	737	118204	348	314	4599	120	4719	40	34	123	122923	
Rajshahi Div.	582117	4542	586659	2615	2462	19303	895	20198	250	294	523	606857	
Kustia	70123	476	70599	198	237	2215	92	2307	19	13	70	72906	
Meherpur	34218	158	34376	78	126	494	46	540	0	2	13	34916	
Chuadanga	51228	269	51497	168	193	1316	82	1398	10	24	48	52895	
Jhenaidaha	48140	285	48425	173	164	1578	65	1643	21	37	23	50068	
Magura	25392	193	25585	96	104	1456	52	1508	3	2	44	27093	
Narail	17502	125	17627	81	74	416	12	428	2	6	4	18055	
Jashore	123874	463	124337	355	294	3140	83	3223	17	29	66	127560	
Khulna	67775	1000	68775	506	375	1609	71	1680	16	15	24	70455	
Bagerhat	40839	437	41276	281	241	1374	69	1443	15	16	21	42719	
Satkhira	64894	356	65250	193	162	1260	53	1313	10	7	55	66563	
Khulna Div.	543985	3762	547747	2129	1970	14858	625	15483	113	151	368	563230	
Barguna	37120	590	37710	310	326	1593	63	1656	49	21	34	39366	
Patuakhali	70159	495	70654	278	1581	2621	107	2728	66	29	76	73382	
Barishal	62105	589	62694	436	316	2791	104	2895	34	15	68	65589	
Jhalakati	15977	165	16142	125	45	462	39	501	20	15	14	16643	
Bhola	111466	666	112132	774	644	3707	151	3858	27	43	111	115990	
Pirojpur	28443	318	28761	242	154	1038	44	1082	12	8	44	29843	
Barishal Div.	325270	2823	328093	2165	3066	12212	508	12720	208	131	347	340813	

Name of District	Injectable												Total Injectable
	Normal					Postpartum							
	Old	New	Total	Drop out		Old	New	Total	Drop out		Postpartum Expire		
				No Methd	Switch Over				No Methd	Switch Over			
Gopalganj	21363	260	21623	142	77	917	27	944	3	3	16	22567	
Madaripur	34762	189	34951	137	111	1620	36	1656	17	22	34	36607	
Shariatpur	30481	184	30665	186	98	1412	29	1441	11	1	22	32106	
Faridpur	43904	489	44393	259	204	1078	58	1136	35	21	37	45529	
Rajbari	31994	252	32246	170	145	1122	40	1162	9	10	25	33408	
Dhaka	91343	590	91933	307	243	3757	132	3889	51	31	74	95822	
Gazipur	40318	222	40540	135	66	1192	38	1230	1	4	28	41770	
Munshiganj	31737	134	31871	119	92	1546	38	1584	39	9	23	33455	
Narayanganj	71501	644	72145	381	277	3071	89	3160	29	23	88	75305	
Narsingdi	64190	436	64626	315	407	2662	96	2758	52	36	44	67384	
Manikganj	34932	306	35238	222	126	1141	54	1195	11	10	24	36433	
Tangail	99551	515	100066	453	248	2124	71	2195	36	15	55	102261	
Kishoreganj	65130	908	66038	550	529	3154	167	3321	61	53	54	69359	
Dhaka Div.	661206	5129	666335	3376	2623	24796	875	25671	355	238	524	692006	
Jamalpur	85390	274	85664	264	161	2588	75	2663	22	5	38	88327	
Sherpur	51782	207	51989	187	121	1328	35	1363	12	21	47	53352	
Mymensingh	118497	950	119447	665	488	5927	213	6140	92	25	198	125587	
Netrokona	47808	416	48224	296	252	3221	108	3329	33	11	77	51553	
Mymensingh Div.	303477	1847	305324	1412	1022	13064	431	13495	159	62	360	318819	
Brahmanbaria	68652	412	69064	555	131	3800	123	3923	107	8	75	72987	
Cumilla	172743	951	173694	737	451	8725	375	9100	87	60	141	182794	
Chandpur	73932	383	74315	330	231	3287	124	3411	14	32	88	77726	
Feni	39093	309	39402	217	130	2309	92	2401	22	12	22	41803	
Noakhali	93666	418	94084	421	123	6433	168	6601	39	17	84	100685	
Lakshimpur	68365	299	68664	213	66	3752	195	3947	20	7	89	72611	
Chattogram	112927	847	113774	601	393	7080	226	7306	55	38	129	121080	
Cox's Bazar	87705	752	88457	515	266	7579	273	7852	66	55	136	96309	
Rangamati	13268	88	13356	71	62	389	10	399	3	0	8	13755	
Khagrachhari	16538	83	16621	67	48	502	5	507	3	2	6	17128	
Bandarban	11475	174	11649	189	102	862	45	907	15	10	13	12556	
Chattogram Div.	758364	4716	763080	3916	2003	44718	1636	46354	431	241	791	809434	
Sylhet	97125	712	97837	553	104	5921	133	6054	68	29	67	103891	
Habiganj	41910	270	42180	302	95	3377	70	3447	10	3	25	45627	
Moulavi Bazar	39343	276	39619	286	129	1432	47	1479	15	13	13	41098	
Sunamganj	46948	637	47585	444	225	3848	152	4000	36	20	51	51585	
Sylhet Div.	225326	1895	227221	1585	553	14578	402	14980	129	65	156	242201	
National	3999058	29191	4028249	20337	16925	161241	6202	167443	1876	1806	3668	4195692	

Name of District	IUD											Total IUD
	Normal					Postpartum					Postpartum Expire	
	Old	New	Total	Drop out		Old	New	Total	Drop out			
				No Methd	Switch Over				No Methd	Switch Over		
Dinajpur	9995	60	10055	35	34	340	14	354	4	3	10	10409
Thakurgaon	1794	6	1800	6	1	69	3	72	0	0	2	1872
Panchgarh	3962	10	3972	8	9	55	0	55	1	0	1	4027
Nilphamari	5532	41	5573	25	31	231	4	235	0	1	5	5808
Rangpur	13191	52	13243	67	14	547	4	551	2	1	9	13794
Kurigram	11605	92	11697	48	33	166	6	172	3	1	4	11869
Gaibandha	17067	54	17121	114	46	297	3	300	3	0	6	17421
Lalmohar	2602	32	2634	105	32	141	8	149	1	2	2	2783
Rangpur Div.	65748	347	66095	408	200	1846	42	1888	14	8	39	67983
Bogra	19185	41	19226	64	25	226	7	233	5	0	6	19459
Joipurhat	3092	19	3111	4	9	48	0	48	0	0	2	3159
Naogaon	10105	42	10147	38	22	239	12	251	89	0	10	10398
Nawabganj	5280	22	5302	12	7	158	2	160	2	0	4	5462
Rajshahi	7089	35	7124	25	20	198	4	202	1	1	5	7326
Natore	7649	32	7681	19	17	168	9	177	3	3	7	7858
Pabna	21402	45	21447	76	18	204	10	214	15	1	2	21661
Serajganj	20445	149	20594	68	36	1481	9	1490	5	1	3	22084
Rajshahi Div.	94247	385	94632	306	154	2722	53	2775	120	6	39	97407
Kustia	4736	12	4748	14	10	63	2	65	1	0	3	4813
Meherpur	2040	1	2041	4	5	27	0	27	0	0	2	2068
Chuadanga	4410	22	4432	16	8	100	5	105	0	0	2	4537
Jhenaidaha	7213	21	7234	27	12	154	2	156	0	0	2	7390
Magura	3764	30	3794	6	10	175	7	182	7	0	1	3976
Narail	4380	4	4384	29	5	45	0	45	0	1	1	4429
Jashore	16767	36	16803	33	19	346	4	350	1	2	7	17153
Khulna	12739	56	12795	50	25	456	9	465	228	2	10	13260
Bagerhat	9670	38	9708	37	15	381	3	384	0	0	1	10092
Satkhira	9467	22	9489	17	4	428	2	430	1	2	5	9919
Khulna Div.	75186	242	75428	233	113	2175	34	2209	238	7	34	77637
Barguna	4285	29	4314	21	14	116	1	117	2	1	1	4431
Patuakhali	8162	40	8202	30	22	445	8	453	2	0	7	8655
Barishal	12021	36	12057	47	20	379	3	382	0	0	5	12439
Jhalakati	4479	10	4489	19	11	85	4	89	2	2	2	4578
Bhola	10788	31	10819	18	12	278	9	287	0	0	3	11106
Pirojpur	9055	30	9085	36	26	231	4	235	0	2	5	9320
Barishal Div.	48790	176	48966	171	105	1534	29	1563	6	5	23	50529

Name of District	IUD											Total IUD
	Normal					Postpartum					Postpartum Expire	
	Old	New	Total	Drop out		Old	New	Total	Drop out			
				No Methd	Switch Over				No Methd	Switch Over		
Gopalganj	4362	9	4371	14	4	102	1	103	0	0	4	4474
Madaripur	7396	43	7439	27	10	272	7	279	0	0	4	7718
Shariatpur	8987	42	9029	37	12	272	1	273	4	2	8	9302
Faridpur	14399	75	14474	65	20	298	10	308	2	1	23	14782
Rajbari	5965	25	5990	25	14	97	0	97	1	1	3	6087
Dhaka	21037	85	21122	40	23	782	21	803	3	2	9	21925
Gazipur	8915	21	8936	19	6	139	4	143	1	0	0	9079
Munshiganj	7430	13	7443	43	17	349	4	353	3	2	11	7796
Narayanganj	11494	41	11535	45	24	398	5	403	4	2	2	11938
Narshingdi	14872	34	14906	27	22	430	7	437	2	1	6	15343
Manikganj	6976	23	6999	21	15	89	3	92	0	0	7	7091
Tangail	20345	81	20426	72	25	311	4	315	3	5	5	20741
Kishoreganj	19042	73	19115	70	45	671	15	686	3	7	3	19801
Dhaka Div.	151220	565	151785	505	237	4210	82	4292	26	23	85	156077
Jamalpur	14599	29	14628	24	11	254	3	257	5	0	3	14885
Sherpur	6766	11	6777	12	9	61	4	65	0	0	3	6842
Mymensingh	21648	66	21714	42	41	625	7	632	12	2	3	22346
Netrokona	7618	19	7637	30	14	389	1	390	2	1	1	8027
Mymensingh Div.	50631	125	50756	108	75	1329	15	1344	19	3	10	52100
Brahmanbaria	17443	39	17482	140	31	610	14	624	3	1	9	18106
Cumilla	36843	208	37051	142	50	1998	95	2093	25	18	30	39144
Chandpur	12777	72	12849	62	44	1211	36	1247	2	7	25	14096
Feni	9934	48	9982	30	17	850	68	918	1	1	3	10900
Noakhali	18073	54	18127	66	10	1343	13	1356	3	2	12	19483
Lakshimpur	8007	15	8022	52	5	442	9	451	3	0	7	8473
Chattoagram	41629	129	41758	155	53	1803	39	1842	4	2	31	43600
Cox's Bazar	11537	22	11559	50	7	1309	32	1341	3	0	14	12900
Rangamati	4946	16	4962	22	12	322	9	331	2	0	13	5293
Khagrachhari	3921	18	3939	18	5	192	5	197	0	0	0	4136
Bandarban	3845	15	3860	55	31	363	10	373	2	2	5	4233
Chattoagram Div.	168955	636	169591	792	265	10443	330	10773	48	33	149	180364
Sylhet	15696	19	15715	46	16	889	8	897	6	0	23	16612
Habiganj	10040	7	10047	17	5	794	33	827	2	0	8	10874
Moulavi Bazar	10989	24	11013	40	20	501	22	523	4	3	5	11536
Sunamganj	12685	10	12695	39	12	750	17	767	2	0	3	13462
Sylhet Div.	49410	60	49470	142	53	2934	80	3014	14	3	39	52484
National	704187	2536	706723	2665	1202	27193	665	27858	485	88	418	734581

Name of District	Implant											Total Implant
	Normal					Postpartum					Postpartum Expire	
	Old	New	Total	Drop out		Old	New	Total	Drop out			
			No Methd	Switch Over				No Methd	Switch Over			
Dinajpur	40295	293	40588	129	212	2498	67	2565	10	10	82	43153
Thakurgaon	13434	78	13512	51	69	326	13	339	2	0	12	13851
Panchagarh	12625	56	12681	31	51	272	10	282	1	0	5	12963
Nilphamari	18862	58	18920	65	54	991	11	1002	1	5	40	19922
Rangpur	31678	156	31834	111	64	1330	21	1351	8	3	25	33185
Kurigram	18447	84	18531	84	72	793	9	802	3	3	24	19333
Gaibandha	28222	46	28268	133	91	993	7	1000	8	1	20	29268
Lalmonirhat	12706	57	12763	33	44	487	10	497	15	4	18	13260
Rangpur Div.	176269	828	177097	637	657	7690	148	7838	48	26	226	184935
Bogura	51671	256	51927	193	221	2454	52	2506	6	4	88	54433
Joipurhat	14595	164	14759	25	48	694	29	723	1	2	47	15482
Naogaon	22464	138	22602	113	111	837	11	848	5	3	32	23450
Nawabganj	6955	82	7037	18	47	249	6	255	7	0	10	7292
Rajshahi	20242	151	20393	74	101	1026	19	1045	3	0	16	21438
Natore	20296	167	20463	71	96	1150	42	1192	14	5	37	21655
Pabna	22562	84	22646	42	54	659	20	679	1	5	8	23325
Serajganj	20998	95	21093	65	83	1119	15	1134	9	2	24	22227
Rajshahi Div.	179783	1137	180920	601	761	8188	194	8382	46	21	262	189302
Kustia	11993	95	12088	32	35	411	15	426	0	2	17	12514
Meherpur	3436	5	3441	6	8	70	0	70	0	1	0	3511
Chuadanga	9445	102	9547	18	34	314	18	332	3	8	22	9879
Jhenaidaha	16365	76	16441	56	41	698	22	720	1	4	12	17161
Magura	9488	39	9527	40	19	599	11	610	3	3	12	10137
Narail	6325	7	6332	14	8	224	2	226	0	0	1	6558
Jashore	29030	64	29094	58	53	1119	10	1129	2	2	24	30223
Khulna	29682	136	29818	91	47	980	14	994	3	2	192	30812
Bagerhat	13942	46	13988	27	25	915	2	917	1	592	14	14905
Satkhira	15690	33	15723	28	42	566	1	567	0	0	19	16290
Khulna Div.	145396	603	145999	370	312	5896	95	5991	13	614	313	151990
Barguna	12456	69	12525	30	31	726	14	740	5	10	23	13265
Patuakhali	22034	25	22059	61	62	1192	31	1223	3	3	14	23282
Barishal	20920	44	20964	59	37	1000	5	1005	2	3	25	21969
Jhalakati	6576	13	6589	20	4	259	2	261	2	2	3	6850
Bhola	21745	65	21810	50	53	788	19	807	35	0	3	22617
Pirojpur	11201	20	11221	40	21	677	3	680	11	2	237	11901
Barishal Div.	94932	236	95168	260	208	4642	74	4716	58	20	305	99884

Name of District	Implant											Total Implant
	Normal					Postpartum					Postpartum Expire	
	Old	New	Total	Drop out		Old	New	Total	Drop out			
			No Methd	Switch Over				No Methd	Switch Over			
Gopalganj	9539	10	9549	20	12	626	6	632	1	1	15	10181
Madaripur	15331	15	15346	31	20	740	3	743	1	0	14	16089
Shariatpur	8708	10	8718	16	9	586	27	613	4	0	11	9331
Faridpur	20075	132	20207	83	43	929	11	940	2	3	30	21147
Rajbari	14511	73	14584	40	45	640	16	656	1	2	24	15240
Dhaka	28086	55	28141	29	30	1562	19	1581	8	3	13	29722
Gazipur	15004	19	15023	44	11	522	4	526	1	0	11	15549
Munshiganj	10511	25	10536	31	39	643	10	653	1	7	16	11189
Narayanganj	17163	57	17220	42	40	925	2	927	9	3	17	18147
Narshingdi	13602	34	13636	19	15	713	5	718	1	0	136	14354
Manikganj	14390	87	14477	58	54	520	16	536	3	1	19	15013
Tangail	39413	128	39541	108	97	1150	15	1165	3	2	30	40706
Kishoreganj	31934	147	32081	97	62	1941	36	1977	8	7	37	34058
Dhaka Div.	238267	792	239059	618	477	11497	170	11667	43	29	373	250726
Jamalpur	28735	40	28775	65	42	1167	13	1180	5	2	15	29955
Sherpur	19201	82	19283	47	27	543	18	561	0	1	22	19844
Mymensingh	44079	110	44189	92	78	1968	8	1976	12	7	53	46165
Netrokona	21735	55	21790	62	45	1675	13	1688	3	9	23	23478
Mymensingh Div.	113750	287	114037	266	192	5353	52	5405	20	19	113	119442
Brahmanbaria	23326	29	23355	77	51	2588	16	2604	10	1	45	25959
Cumilla	39310	143	39453	174	50	3147	89	3236	24	18	41	42689
Chandpur	19336	61	19397	63	34	2321	21	2342	7	3	46	21739
Feni	11883	21	11904	24	32	1483	17	1500	2	1	5	13404
Noakhali	25699	54	25753	57	7	3561	9	3570	10	12	35	29323
Lakshimpur	15037	30	15067	37	10	1291	5	1296	3	2	23	16363
Chattoagram	56728	58	56786	154	69	3646	14	3660	9	8	47	60446
Cox's Bazar	27176	54	27230	89	43	2784	28	2812	13	11	23	30042
Rangamati	10249	5	10254	13	8	434	1	435	0	1	20	10689
Khagrachhari	7090	6	7096	19	1	296	4	300	6	0	1	7396
Bandarban	6343	0	6343	43	22	638	0	638	8	0	1	6981
Chattoagram Div.	242177	461	242638	750	327	22189	204	22393	92	57	287	265031
Sylhet	32073	18	32091	56	20	3106	9	3115	2	2	26	35206
Habiganj	14064	14	14078	17	11	2133	3	2136	1	2	17	16214
Moulavi Bazar	17315	25	17340	43	22	1176	2	1178	0	0	13	18518
Sunamganj	21845	18	21863	76	30	2720	8	2728	9	4	17	24591
Sylhet Div.	85297	75	85372	192	83	9135	22	9157	12	8	73	94529
National	1275871	4419	1280290	3694	3017	74590	959	75549	332	794	1952	1355839

Name of District	Permanent Method													Postpartum Expire	Total Permanent Method	Total Acceptors	CAR(%)	
	Male						Female						Total Female					
	Normal			Postpartum			Total Male	Normal			Postpartum							
	Old	New	Total	Old	New	Total		Old	New	Total	Old	New						Total
Dinajpur	43451	11	43462	76	0	76	43538	66603	39	66642	2664	53	2717	69359	0	112897	552230	82.1
Thakurgaon	14725	3	14728	6	0	6	14734	19834	5	19839	373	17	390	20229	0	34963	243927	79.3
Panchgarh	10149	4	10153	9	0	9	10162	12430	10	12440	490	15	505	12945	0	23107	185376	81.2
Niphamani	19759	12	19771	73	0	73	19844	37466	23	37489	1328	35	1363	38852	0	58696	340361	81.3
Rangpur	32992	25	33017	262	1	263	33280	32640	663	33303	2196	22	2218	35521	0	68801	474845	77.8
Kurigram	16444	8	16452	1	0	1	16453	22034	34	22068	565	17	582	22650	0	39103	421574	77.3
Gaibandha	21977	9	21986	7	0	7	21993	35079	68	35147	1323	50	1373	36520	0	58513	451271	80.7
Lalmonirhat	12502	37	12539	5	0	5	12544	22395	20	22415	634	18	652	23067	0	35611	230206	80.9
Rangpur Div.	171999	109	172108	439	1	440	172548	248481	862	249343	9573	227	9800	259143	0	431691	2900240	80.0
Bogura	26066	19	26085	52	0	52	26137	50961	48	51009	1949	54	2003	53012	0	79149	638654	82.1
Joipurhat	14737	27	14764	26	0	26	14790	18753	50	18803	322	7	329	19132	0	33922	179324	83.6
Naogaon	17115	25	17140	12	0	12	17152	66491	94	66585	2245	86	2331	68916	0	86068	473259	79.8
Nawabganj	15468	7	15475	3	0	3	15478	32883	63	32946	1687	57	1744	34690	0	50168	306724	80.1
Rajshahi	8802	25	8827	1254	3	1257	10084	65134	72	65206	4621	48	4669	69875	0	79959	505521	81.7
Natore	4905	3	4908	51	0	51	4959	51415	33	51448	1583	58	1641	53089	0	58048	342806	82.1
Pabna	11170	10	11180	275	0	275	11455	35703	74	35777	619	27	646	36423	0	47878	470880	79.1
Serajganj	10852	27	10879	4	0	4	10883	21754	158	21912	1861	46	1907	23819	0	34702	544552	82.3
Rajshahi Div.	109115	143	109258	1677	3	1680	110938	343094	592	343686	14887	383	15270	358956	0	469894	3461720	81.2
Kustia	4181	1	4182	4	0	4	4186	55359	16	55375	2260	66	2326	57701	0	61887	364114	79.7
Meherpur	467	0	467	0	0	0	467	23046	18	23064	1065	32	1097	24161	0	24628	128395	79.1
Chuadanga	1134	7	1141	0	0	0	1141	28978	48	29026	1350	31	1381	30407	0	31548	214265	81.6
Jhenaidaha	2986	1	2987	0	0	0	2987	44592	30	44622	2036	74	2110	46732	0	49719	310553	78.5
Magura	2069	2	2071	2	0	2	2073	18570	15	18585	1189	14	1203	19788	0	21861	155941	79.7
Narail	2532	1	2533	0	0	0	2533	14526	15	14541	437	16	453	14994	0	17527	124361	78.9
Jashore	19802	9	19811	40	0	40	19851	44942	73	45015	808	25	833	45848	0	65699	491025	79.3
Khulna	17188	6	17194	3	0	3	17197	33268	7	33275	700	16	716	33991	0	51188	405393	80.7
Bagerhat	11516	5	11521	33	0	33	11554	19946	11	19957	611	31	642	20599	0	32153	245961	80.7
Satkhira	10893	6	10899	0	0	0	10899	36275	48	36323	1077	42	1119	37442	0	48341	353640	80.1
Khulna Div.	72768	38	72806	82	0	82	72888	319502	281	319783	11533	347	11880	331663	0	404551	2793648	79.8
Barguna	11755	13	11768	12	0	12	11780	8134	30	8164	708	32	740	8904	0	20684	157189	78.5
Patuakhali	9054	9	9063	3	0	3	9066	16612	60	16672	1261	15	1276	17948	0	27014	270076	79.2
Barishal	9356	5	9361	31	0	31	9392	26881	25	26906	1259	18	1277	28183	0	37575	331391	77.1
Jhalakati	4692	5	4697	101	0	101	4798	7471	2	7473	414	15	429	7902	0	12700	90852	77.1
Bhola	9553	5	9558	36	0	36	9594	9695	17	9712	122	6	128	9840	0	19434	302305	81.5
Pirojpur	5777	16	5793	5	20	25	5818	9275	11	9286	634	22	656	9942	0	15760	162777	77.7
Barishal Div.	50187	53	50240	188	20	208	50448	78068	145	78213	4398	108	4506	82719	0	133167	1314590	78.8

Name of District	Permanent Method													Postpartum Expire	Total Permanent Method	Total Acceptors	CAR(%)	
	Male						Female						Total Female					
	Normal			Postpartum			Total Male	Normal			Postpartum							
	Old	New	Total	Old	New	Total		Old	New	Total	Old	New						Total
Gopalganj	2820	11	2831	7	0	7	2838	19512	21	19533	672	37	709	20242	0	23080	178554	79.1
Madaripur	2581	1	2582	1	0	1	2583	14801	13	14814	735	23	758	15572	0	18155	185923	78.3
Shariatpur	4037	3	4040	2	0	2	4042	11743	29	11772	552	15	567	12339	0	16381	167042	75.8
Faridpur	7791	25	7816	4	0	4	7820	35868	90	35958	1911	98	2009	37967	0	45787	315921	78.8
Rajbari	5720	0	5720	0	0	0	5720	16856	7	16863	633	20	653	17516	0	23236	185737	78.3
Dhaka	21452	363	21815	379	7	386	22201	43836	47	43883	3452	129	3581	47464	0	69665	494401	75.3
Gazipur	4479	10	4489	8	1	9	4498	32449	18	32467	771	31	802	33269	0	37767	326077	76.1
Munshiganj	2033	5	2038	5	0	5	2043	27199	39	27238	1577	67	1644	28882	0	30925	226793	74.3
Narayanganj	13127	165	13292	1367	4	1371	14663	30683	13	30696	1503	49	1552	32248	0	46911	408743	75.2
Narsingdi	3158	6	3164	0	0	0	3164	31421	29	31450	2759	130	2889	34339	0	37503	335685	75.2
Manikganj	4068	32	4100	1	0	1	4101	28872	24	28896	1168	50	1218	30114	0	34215	241553	77.3
Tangail	19194	14	19208	5	0	5	19213	58571	33	58604	2712	95	2807	61411	0	80624	663845	77.8
Kishoreganj	13357	6	13363	24	0	24	13387	43892	108	44000	1829	35	1864	45864	0	59251	448942	78.6
Dhaka Div.	103817	641	104458	1803	12	1815	106273	395703	471	396174	20274	779	21053	417227	0	523500	4173746	76.8
Jamalpur	10903	18	10921	7	0	7	10928	21807	33	21840	979	54	1033	22873	0	33801	359519	76.1
Sherpur	8502	0	8502	0	0	0	8502	16400	17	16417	1032	41	1073	17490	0	25992	254747	78.2
Mymensingh	33302	65	33367	57	3	60	33427	43993	47	44040	1422	53	1475	45515	0	78942	850684	79.6
Netrokona	14697	5	14702	96	0	96	14798	25140	29	25169	1258	44	1302	26471	0	41269	336186	79.0
Mymensingh Div.	67404	88	67492	160	3	163	67655	107340	126	107466	4691	192	4883	112349	0	180004	1801136	78.6
Brahmanbaria	6280	2	6282	4	0	4	6286	42829	43	42872	1458	62	1520	44392	0	50678	381221	69.6
Cumilla	19036	35	19071	34	1	35	19106	85397	93	85490	4711	110	4821	90311	0	109417	867971	76.2
Chandpur	5329	3	5332	14	0	14	5346	33796	58	33854	2073	48	2121	35975	0	41321	366223	76.4
Feni	1814	0	1814	1	0	1	1815	22873	10	22883	2889	48	2937	25820	0	27635	211703	73.6
Noakhali	7299	5	7304	51	0	51	7355	39491	16	39507	2808	72	2880	42387	0	49742	458155	76.5
Lakshimpur	3146	2	3148	2	0	2	3150	14742	4	14746	18							

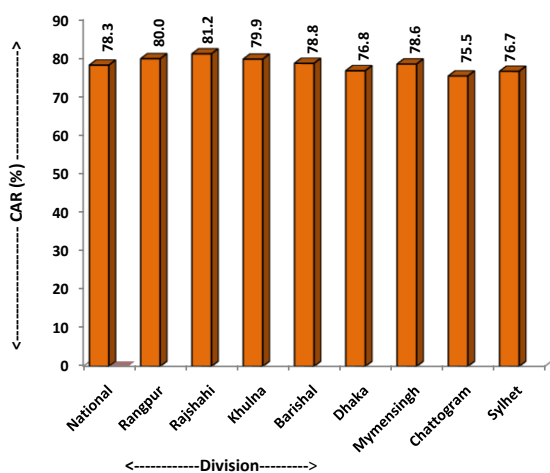
Table -12: Number of New and Total Acceptors upto the end of May,22 and June,22

Method	New Acceptors		% Change of June '22 over May,22	Total Acceptors		% Change of June '22 over May,22
	May '22	Jun '22		May '22	Jun '22	
Per.Method (Male)	1443	1242	-13.9	721424	714660	-0.9
Per.Method (Female)	5330	5971	12.0	2070844	2050623	-1.0
Per.Method (Total)	6773	7213	6.5	2792268	2765283	-1.0
IUD	6160	6180	0.3	719859	708596	-1.6
Implant	17055	17992	5.5	1437815	1424983	-0.9
Injectables	45635	50896	11.5	4202724	4185645	-0.4
Oral Pill	94058	102746	9.2	10564113	10545686	-0.2
Condom	37614	41863	11.3	2075836	2078979	0.2
Total	207295	226890	9.5	21792615	21709172	-0.4

Table -13: CAR(%) by Division upto the end of May, 2022 and June 2022

Division	May '22	Jun '22	% Change of June '22 over May,22
Rangpur	79.96	79.95	0.01
Rajshahi	81.33	81.22	0.11
Khulna	80.07	79.85	0.22
Barishal	79.01	78.75	0.26
Dhaka	77.08	76.84	0.24
Mymensingh	79.06	78.57	0.49
Chattogram	75.60	75.47	-0.13
Sylhet	76.68	76.69	-0.01
National	78.47	78.29	0.18

Graph-1: National & Division wise CAR upto the end of June 2022



Graph-2: National & Division wise CAR upto the end of May'22 and June22

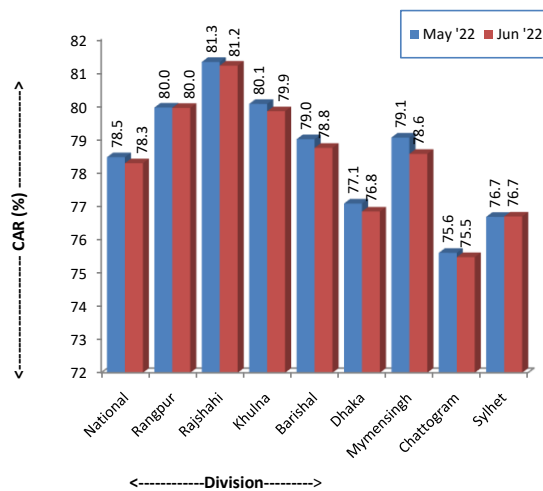


Table -14: District by Range of CAR upto the end of June 2022

Range	Sl.No.	District	CAR (%)
70% & above	1	Joypurhat	83.57
	2	Seraiganj	82.31
	3	Natore	82.15
	4	Dinajpur	82.09
	5	Bogura	82.08
	6	Rangamati	81.92
	7	Rajshahi	81.68
	8	Chuadanga	81.6
	9	Bhola	81.47
	10	Nilphamari	81.29
	11	Panchgarh	81.15
	12	Cox's Bazar	81.07
	13	Bandarban	81.07
	14	Lalmonirhat	80.9
	15	Bagerhat	80.74
	16	Gaibandha	80.72
	17	Khulna	80.7
	18	Satkhira	80.09
	19	Nawabganj	80.07
	20	Naogaon	79.77
	21	Magura	79.73
	22	Kustia	79.66
	23	Mymensingh	79.59
	24	Jashore	79.29
	25	Thakurgaon	79.28
	26	Patuakhali	79.18
	27	Meherpur	79.13
	28	Gopalganj	79.12
	29	Pabna	79.11
	30	Netrokona	79.01
	31	Narail	78.89
	32	Faridpur	78.77
	33	Kishoreganj	78.58
	34	Barguna	78.49
	35	Jhenaidaha	78.45
	36	Madaripur	78.31
	37	Rajbari	78.25
	38	Sherpur	78.19
	39	Rangpur	77.79
	40	Tangail	77.77
	41	Pirojpur	77.73
	42	Habiganj	77.44
	43	Manikganj	77.34
	44	Kurigram	77.32
	45	Sylhet	77.25
	46	Khagrachhari	77.24
	47	Jhalakati	77.14
	48	Barishal	77.14
	49	Moulavi Bazar	76.85
	50	Noakhali	76.5
	51	Chandpur	76.41
	52	Cumilla	76.21
	53	Jamalpur	76.13
	54	Gazipur	76.08
	55	Shariatpur	75.76
	56	Dhaka	75.31
	57	Narshingdi	75.25
	58	Narayanganj	75.2
	59	Sunamganj	74.94
	60	Chattogram	74.42
	61	Munshiganj	74.34
	62	Feni	73.6
	63	Lakshmipur	73.12
	64	Brahmanbaria	69.62

Range	Nos of Districts CAR (%)
70% & above	63
60% - 69%	1
0%-59%	0

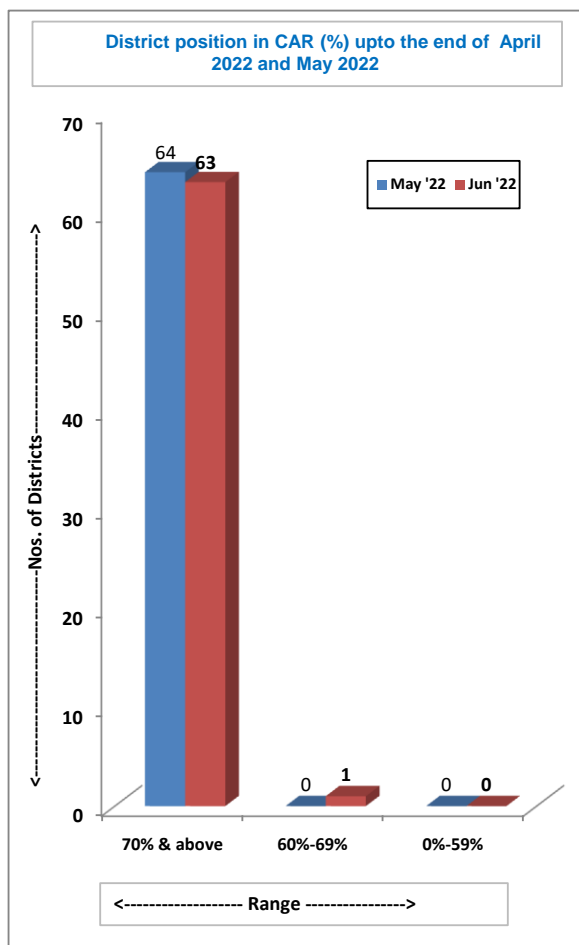


Table -15 : List of Upazila achieved CAR above 70% upto the end of June 2022

Sl. No.	Name of District	Name of Upazila	Total Couples	Total Acceptors	CAR (%)	Sl. No.	Name of District	Name of Upazila	Total Couples	Total Acceptors	CAR (%)
1	Joypurhat	Khetlal	26751	22558	84.3	83	Bagerhat	Sarankhola	21001	17101	81.4
2	Joypurhat	Panchbibi	55024	46199	84	84	Chuadanga	Alamdanga	81613	66455	81.4
3	Rangamati	Lingadu	16001	13406	83.8	85	Nawabganj	Nachol	34862	28378	81.4
4	Serajganj	Sirajganj Sadar	125856	105429	83.8	86	Cox's Bazar	Ramu	46911	38185	81.4
5	Cox's Bazar	Chakaria	87170	73014	83.8	87	Bogura	Bogra Sadar	95374	77596	81.4
6	Joypurhat	Akkelpur	31449	26321	83.7	88	Serajganj	Tarash	47742	38832	81.3
7	Bogura	Sariakandi	50276	42013	83.6	89	Dinajpur	Parbatipur	84396	68636	81.3
8	Rajshahi	Godagari	73864	61556	83.3	90	Bandarban	Naikhongchhari	12218	9932	81.3
9	Bogura	Dhunot	68763	57299	83.3	91	Faridpur	Modhukhali	46287	37626	81.3
10	Joypurhat	Joypurhat Sadar	65934	54862	83.2	92	Panchgarh	Debiganj	45239	36767	81.3
11	Bogura	Kahaloo	55566	46233	83.2	93	Kustia	Khoksa	30523	24806	81.3
12	Rangamati	Naniarchar	9291	7713	83	94	Jashore	Bagherpara	48702	39568	81.2
13	Khulna	Batiaghata	39223	32557	83	95	Bandarban	Bandarban	17191	13962	81.2
14	Natore	Gurudashpur	53738	44602	83	96	Dinajpur	Ghoraghat	25802	20951	81.2
15	Rajshahi	Bagmara	89755	74493	83	97	Kustia	Bheramara	48096	39016	81.1
16	Joypurhat	Kalai	35420	29384	83	98	Gaibandha	Sundarganj	116412	94398	81.1
17	Rangamati	Kawkhali	11953	9912	82.9	99	Bandarban	Thanchi	4546	3686	81.1
18	Chuadanga	Chuadanga Sadar	71421	59160	82.8	100	Rajshahi	Puthiya	50256	40743	81.1
19	Bagerhat	Kachua	20666	17114	82.8	101	Dinajpur	Khanshama	44979	36457	81.1
20	Dinajpur	Birganj	74668	61822	82.8	102	Jhenaidaha	Kotchandpur	32322	26191	81
21	Mymensingh	Mymensingh	146215	120943	82.7	103	Nawabganj	Bholahat	25676	20805	81
22	Rajshahi	Boalia (Sadar)	101844	84196	82.7	104	Bogura	Nandigram	43581	35300	81
23	Bogura	Shajahanpur	81507	67377	82.7	105	Cox's Bazar	Pekua	33890	27449	81
24	Dinajpur	Chirir Bandar	66563	55017	82.7	106	Manikganj	Ghior	35183	28494	81
25	Bandarban	Alikadam	10432	8622	82.6	107	Magura	Magura Sadar	82128	66510	81
26	Dinajpur	Hakimpur	21655	17887	82.6	108	Rangpur	Gangachara	69661	56413	81
27	Dinajpur	Bochaganj	34919	28831	82.6	109	Bandarban	Ruma	5124	4149	81
28	Rangamati	Rangamati Sadar	20217	16692	82.6	110	Serajganj	Kazipur	58714	47528	80.9
29	Bhola	Monpura	15454	12758	82.6	111	Nilphamari	Saidpur	56346	45603	80.9
30	Dinajpur	Birol	56064	46250	82.5	112	Gaibandha	Gobindaganj	112260	90855	80.9
31	Dinajpur	Birampur	35903	29618	82.5	113	Bagerhat	Morraiganj	57934	46872	80.9
32	Serajganj	Shazadpur	116142	95805	82.5	114	Manikganj	Saturia	40267	32543	80.8
33	Khulna	Digholia	94581	78005	82.5	115	Panchgarh	Panchgarh	64472	52104	80.8
34	Bogura	Sonatola	40111	33070	82.4	116	Kurigram	Chilmari	32135	25966	80.8
35	Nilphamari	Nilphamari Sadar	105236	86704	82.4	117	Natore	Bagatipara	31442	25404	80.8
36	Bagerhat	Bagerhat Sadar	55542	45760	82.4	118	Naogaon	Sapahar	40021	32328	80.8
37	Bhola	Daulatkhan	34988	28819	82.4	119	Kurigram	Fulbari	42556	34373	80.8
38	Natore	Singra	87103	71708	82.3	120	Serajganj	Chouhali	22651	18292	80.8
39	Bhola	Bhola Sadar	87838	72298	82.3	121	Jashore	Keshobpur	59902	48357	80.7
40	Dinajpur	Dinajpur Sadar	102723	84477	82.2	122	Pabna	Chatmohor	75013	60530	80.7
41	Bagerhat	Fakirhat	30669	25219	82.2	123	Gazipur	Gazipur Sadar	98340	79326	80.7
42	Naogaon	Manda	92431	76004	82.2	124	Khulna	Dacope	32149	25930	80.7
43	Chuadanga	Jiban Nagar	38330	31514	82.2	125	Naogaon	Naogaon Sadar	62804	50653	80.7
44	Naogaon	Niamatpur	59285	48738	82.2	126	Nawabganj	Gomostapur	67171	54157	80.6
45	Serajganj	Belkuchi	72075	59246	82.2	127	Kishoreganj	Nikli	27740	22365	80.6
46	Serajganj	Ullahpara	125324	102992	82.2	128	Panchgarh	Tentulia	29920	24120	80.6
47	Bhola	Lalmohan	64603	53086	82.2	129	Jhenaidaha	Harinakunda	44116	35556	80.6
48	Serajganj	Rayganj	61988	50915	82.1	130	Rajshahi	Durgapur	45143	36381	80.6
49	Panchgarh	Boda	58761	48259	82.1	131	Bogura	Adamdighi	45809	36905	80.6
50	Natore	Natore Sadar	106509	87465	82.1	132	Satkhira	Kaliganj	68126	54846	80.5
51	Natore	Lalpur	56321	46616	82.1	133	Naogaon	Porsa	30836	24810	80.5
52	Nilphamari	Domar	58620	48070	82	134	Meherpur	Mujibnagar	22666	18234	80.4
53	Rajshahi	Tanore	46852	38415	82	135	Bandarban	Lama	19898	15998	80.4
54	Natore	Baraigram	69894	57306	82	136	Faridpur	Nagarkanda	39075	31393	80.3
55	Serajganj	Kamarkhand	31128	25513	82	137	Panchgarh	Atowari	30031	24126	80.3
56	Bogura	Dupchanchia	44317	36315	81.9	138	Rajshahi	Bagha	42702	34298	80.3
57	Cox's Bazar	Teknaf	53612	43928	81.9	139	Kustia	Daulatpur	110757	88956	80.3
58	Rangamati	Belaichhari	4896	4011	81.9	140	Bhola	Tajumuddin	23881	19170	80.3
59	Dinajpur	Kaharole	36030	29506	81.9	141	Patuakhali	Dashmina	28381	22779	80.3
60	Khulna	Dumuria	65863	53914	81.9	142	Netrokona	Barhatta	34841	27962	80.3
61	Lalmonirhat	Patgram	49246	40306	81.8	143	Nilphamari	Jaldhaka	79235	63572	80.2
62	Rangamati	Rajsthali	4690	3838	81.8	144	Chuadanga	Damurhuda	71222	57136	80.2
63	Bogura	Gabtal	75303	61602	81.8	145	Patuakhali	Golachipa	82666	66304	80.2
64	Rajshahi	Poba	77757	63609	81.8	146	Kishoreganj	Kishoreganj	74153	59454	80.2
65	Dinajpur	Nawabganj	51697	42282	81.8	147	Pabna	Ishwardi	74071	59386	80.2
66	Lalmonirhat	Aditmari	49952	40850	81.8	148	Faridpur	Faridpur Sadar	98613	79052	80.2
67	Cox's Bazar	Moheshkhali	60561	49516	81.8	149	Gopalganj	Muksudpur	57266	45898	80.1
68	Nilphamari	Dimla	64481	52712	81.7	150	Barguna	Bmna	15176	12163	80.1
69	Lalmonirhat	Hatibandha	52427	42848	81.7	151	Lalmonirhat	Lalmonirhat	78643	63027	80.1
70	Satkhira	Asasuni	57589	47037	81.7	152	Khulna	Rupsha	38829	31118	80.1
71	Dinajpur	Fulbari	37339	30496	81.7	153	Barguna	Patharghata	35361	28336	80.1
72	Bogura	Sherpur	85879	70133	81.7	154	Netrokona	Netrokona	70939	56830	80.1
73	Bogura	Shibganj	91623	74811	81.7	155	Cumilla	Chouddagram	88676	71035	80.1
74	Satkhira	Debhata	27662	22585	81.6	156	Gaibandha	Gaibandha	104597	83771	80.1
75	Gaibandha	Palashbari	59458	48538	81.6	157	Tangail	Modhupur	114164	91412	80.1
76	Rangamati	Jurachhari	4532	3696	81.6	158	Patuakhali	Dumki	13472	10787	80.1
77	Rangamati	Bagnaichhari	12934	10548	81.6	159	Pirojpur	Bhandaria	25436	20366	80.1
78	Bagerhat	Mongla	27722	22593	81.5	160	Sherpur	Jhenaigati	38077	30487	80.1
79	Gaibandha	Sadullahpur	72619	59175	81.5	161	Madaripur	Shibchar	59215	47409	80.1
80	Gaibandha	Fulchhari	37073	30202	81.5	162	Thakurgaon	Ranisankail	50364	40320	80.1
81	Bhola	Charfashion	92444	75301	81.5	163	Jashore	Sarsa	81042	64877	80.1
82	Pabna	Santhia	90611	73790	81.4	164	Pabna	Bera	59284	47457	80.1

Sl. No.	Name of District	Name of Upazila	Total Couples	Total Acceptors	CAR (%)	Sl. No.	Name of District	Name of Upazila	Total Couples	Total Acceptors	CAR (%)
165	Rangpur	Taraganj	36677	29357	80	247	Bhola	Borhanuddin	51845	40873	78.8
166	Naogaon	Patnitola	55000	43993	80	248	Patuakhali	Kalapara	53978	42553	78.8
167	Gopalganj	Gopalganj Sadar	59166	47319	80	249	Barishal	Gournadi	37649	29661	78.8
168	Nawabganj	Chapai	121690	97298	80	250	Kishoreganj	Bazitpur	46283	36460	78.8
169	Satkhira	Shyamnagar	76005	60765	79.9	251	Netrokona	Modan	27732	21844	78.8
170	Khulna	Fultala	28402	22703	79.9	252	Rajbari	Pangsha	57632	45391	78.8
171	Khulna	Paikgachha	59300	47382	79.9	253	Sylhet	Sylhet Sadar	165083	130001	78.7
172	Rangamati	Barkal	7507	5997	79.9	254	Kishoreganj	Bhariab	61320	48287	78.7
173	Manikganj	Shibalaya	36008	28763	79.9	255	Sunamganj	Dharmapasa	44887	35346	78.7
174	Mymensingh	Mukttagacha	90735	72462	79.9	256	Rajshahi	Mohanpur	41277	32503	78.7
175	Jashore	Jessore Sadar	153600	122642	79.8	257	Naogaon	Mohadebpur	69029	54334	78.7
176	Jamalpur	Jamalpur Sadar	136324	108776	79.8	258	Sylhet	Jakiganj	37852	29792	78.7
177	Tangail	Gopalpur	58459	46644	79.8	259	Rajbari	Rajbari Sadar	73105	57525	78.7
178	Rajbari	Kalukhali	34182	27272	79.8	260	Netrokona	Durgapur	46891	36888	78.7
179	Pabna	Atghoria	36386	29028	79.8	261	Tangail	Tangail Sadar	122211	96137	78.7
180	Kishoreganj	Tarail	31582	25190	79.8	262	Kustia	Mirpur	79055	62145	78.6
181	Nilphamari	Kishoreganj	54789	43700	79.8	263	Jhalakati	Kathalia	21985	17270	78.6
182	Mymensingh	Gouripur	64316	51292	79.8	264	Pabna	Faridpur	28245	22182	78.5
183	Narail	Kalia	45887	36593	79.7	265	Kishoreganj	Itna	33162	26040	78.5
184	Habiganj	Lakhai	29873	23820	79.7	266	Faridpur	Char	13301	10443	78.5
185	Habiganj	Baniachhong	59849	47712	79.7	267	Manikganj	Daulatpur	35957	28208	78.4
186	Jashore	Abhaynagar	56197	44798	79.7	268	Bagerhat	Rampal	34808	27306	78.4
187	Thakurgaon	Haripur	31704	25264	79.7	269	Faridpur	Sadarpur	34855	27327	78.4
188	Kishoreganj	Austagram	30038	23935	79.7	270	Thakurgaon	Pirganj	50047	39233	78.4
189	Sherpur	Sribordi	58305	46458	79.7	271	Magura	Sripur	37291	29233	78.4
190	Habiganj	Habiganj Sadar	65323	52048	79.7	272	Mymensingh	Gafargaon	88646	69480	78.4
191	Rangpur	Pirganj	97297	77498	79.7	273	Meherpur	Gagni	77350	60597	78.3
192	Cox's Bazar	Cox's Bazar Sadar	85282	67923	79.6	274	Rangpur	Rangpur Sadar	139568	109339	78.3
193	Madaripur	Madaripur Sadar	73664	58667	79.6	275	Sylhet	Golapganj	49493	38771	78.3
194	Sherpur	Nalitabari	58353	46473	79.6	276	Noakhali	Hatiya	77954	61045	78.3
195	Bandarban	Rowangchhari	5629	4483	79.6	277	Mymensingh	Phulpur	126709	99212	78.3
196	Mymensingh	Trisail	94112	74947	79.6	278	Netrokona	Mohonganj	31976	25034	78.3
197	Thakurgaon	Thakurgaon Sadar	132234	105302	79.6	279	Mymensingh	Ishwarganj	84260	65956	78.3
198	Meherpur	Meherpur Sadar	62248	49564	79.6	280	Kishoreganj	Hossainpur	39365	30811	78.3
199	Khagrachhari	Matiranga	21780	17339	79.6	281	Pirojpur	Nesarabad	42327	33128	78.3
200	Chattogram	Banshkhali	75862	60370	79.6	282	Gaibandha	Shaghata	57220	44782	78.3
201	Narail	Lohagara	48921	38929	79.6	283	Cox's Bazar	Ukhiya	45834	35863	78.2
202	Patuakhali	Bauphal	65693	52268	79.6	284	Tangail	Kalinati	91136	71290	78.2
203	Rajshahi	Charghat	49433	39327	79.6	285	Gazipur	Sreepur	103628	81052	78.2
204	Mymensingh	Fulbaria	88330	70258	79.5	286	Jashore	Chowgachha	53287	41632	78.1
205	Lalmonirhat	Kaliganj	54300	43175	79.5	287	Noakhali	Chatkhil	45754	35731	78.1
206	Khagrachhari	Lakshmichhari	5735	4560	79.5	288	Chandpur	Faridganj	84760	66182	78.1
207	Gopalganj	Kasiani	44423	35321	79.5	289	Jhenaidaha	Jhenaidaha	100405	78373	78.1
208	Shariatpur	Janjira	33741	26825	79.5	290	Thakurgaon	Balladangi	43313	33808	78.1
209	Mymensingh	Bhaluka	91202	72491	79.5	291	Kurigram	Bhurungamari	67112	52356	78
210	Faridpur	Saltha	35497	28210	79.5	292	Khulna	Terokhada	26542	20705	78
211	Satkhira	Satkhira Sadar	95677	76022	79.5	293	Tangail	Ghatail	102046	79534	77.9
212	Netrokona	Kalmakanda	52266	41526	79.5	294	Rangamati	Kaptai	10523	8196	77.9
213	Khulna	Khulna Sadar	75701	60097	79.4	295	Faridpur	Bhanga	56787	44205	77.8
214	Nawabganj	Shibganj	133671	106086	79.4	296	Dhaka	Savar	97373	75788	77.8
215	Jhalakati	Rajapur	24925	19781	79.4	297	Moulavi Bazar	Kulaura	62882	48942	77.8
216	Pirojpur	Pirojpur Sadar	28833	22878	79.3	298	Dhaka	Mirpur	85779	66718	77.8
217	Satkhira	Kolaroa	52797	41890	79.3	299	Habiganj	Nabiganj	60436	47005	77.8
218	Naogaon	Badalgachhi	49470	39245	79.3	300	Sunamganj	Chhatak	56305	43783	77.8
219	Cumilla	Debidwar	94583	75032	79.3	301	Pabna	Pabna Sadar	137945	107234	77.7
220	Faridpur	Alphadanga	21451	17015	79.3	302	Narail	Narail Sadar	62829	48839	77.7
221	Magura	Shailkha	32388	25683	79.3	303	Barishal	Bakerganj	65272	50726	77.7
222	Satkhira	Tala	63692	50495	79.3	304	Noakhali	Kabirhat	38348	29793	77.7
223	Jashore	Monirampur	97003	76885	79.3	305	Netrokona	Purbadhala	57220	44443	77.7
224	Mymensingh	Haluaghat	68090	53955	79.2	306	Cox's Bazar	Kutubdia	24810	19262	77.6
225	Jhenaidaha	Moheshpur	73001	57832	79.2	307	Chandpur	Chandpur Sadar	74513	57834	77.6
226	Kurigram	Rajarhat	48089	38095	79.2	308	Chattogram	Panchlaish	32957	25575	77.6
227	Mymensingh	Dhubaura	41343	32744	79.2	309	Sylhet	Kanaighat	49134	38127	77.6
228	Kustia	Kumarkhali	73047	57846	79.2	310	Khagrachhari	Panchhari	12087	9377	77.6
229	Netrokona	Kendua	59796	47336	79.2	311	Khagrachhari	Dighinala	16826	13052	77.6
230	Kurigram	Char Rajibpur	24468	19369	79.2	312	Jhenaidaha	Kaliganj	64035	49667	77.6
231	Barishal	Uzirpur	48840	38660	79.2	313	Rajbari	Goalunda Ghat	26453	20517	77.6
232	Pabna	Bhangooro	29874	23646	79.2	314	Naogaon	Rani Nagar	43212	33475	77.5
233	Bagerhat	Chitalmari	28824	22810	79.1	315	Munshiganj	Tongibari	39217	30376	77.5
234	Pirojpur	Indurkani	16419	12993	79.1	316	Netrokona	Khaliaghuri	17320	13414	77.4
235	Cumilla	Brahmanpara	43149	34112	79.1	317	Moulavi Bazar	Barlekha	44502	34461	77.4
236	Kishoreganj	Katiadi	61614	48705	79	318	Patuakhali	Patuakhali	72192	55898	77.4
237	Kustia	Kushitia Sadar	115581	91345	79	319	Barguna	Betagi	23749	18388	77.4
238	Kishoreganj	Mithamoin	24611	19449	79	320	Gopalganj	Kotalipara	44566	34469	77.3
239	Khulna	Koyra	41760	32982	79	321	Pirojpur	Kawkhali	12650	9780	77.3
240	Habiganj	Azmiringanj	21453	16940	79	322	Habiganj	Chunarughat	63438	49037	77.3
241	Netrokona	Atpara	26504	20909	78.9	323	Cumilla	Adarsho Sadar	114433	88369	77.2
242	Mymensingh	Nandail	84876	66944	78.9	324	Kishoreganj	Karimganj	55991	43218	77.2
243	Tangail	Bhuapur	44477	35078	78.9	325	Barishal	Agailjhara	28856	22267	77.2
244	Magura	Mohammadpur	43768	34515	78.9	326	Khagrachhari	Manikchhari	12316	9502	77.2
245	Barguna	Amtali	66707	52599	78.9	327	Bagerhat	Mollahat	27463	21186	77.1
246	Patuakhali	Mirzaganj	24716	19487	78.8	328	Sherpur	Sherpur Sadar	125707	96947	77.1

Sl. No.	Name of District	Name of Upazila	Total Couples	Total Acceptors	CAR (%)	Sl. No.	Name of District	Name of Upazila	Total Couples	Total Acceptors	CAR (%)
329	Madaripur	Kalkini	56028	43207	77.1	411	Kurigram	Ulipur	107140	80753	75.4
330	Narshingdi	Narshingdi Sadar	126895	97841	77.1	412	Narshingdi	Monohordi	58515	44097	75.4
331	Barguna	Barguna Sadar	59286	45703	77.1	413	Rangpur	Mithapukur	99181	74737	75.4
332	Tangail	Basail	39745	30632	77.1	414	Tangail	Delduar	48117	36255	75.3
333	Lakshmipur	Ramganj	61593	47468	77.1	415	Pirojpur	Mathbaria	50149	37786	75.3
334	Khagrachhari	Khagrachhari	19981	15397	77.1	416	Shariatpur	Goshairhat	31125	23440	75.3
335	Noakhali	Senbag	55839	43026	77.1	417	Dhaka	Keraniganj	144711	108979	75.3
336	Naogaon	Atrai	46513	35838	77	418	Brahmanbaria	Ashuganj	29751	22376	75.2
337	Rangpur	Kaunia	48337	37243	77	419	Chattogram	Hathazari	74256	55836	75.2
338	Manikganj	Manikganj Sadar	66504	51239	77	420	Jashore	Jhikarghachha	69519	52266	75.2
339	Chandpur	Hajiganj	64758	49874	77	421	Jamalpur	Sharishabari	65909	49503	75.1
340	Barishal	Babuganj	26703	20564	77	422	Feni	Sonagazi	55621	41770	75.1
341	Sylhet	Gowainghat	55692	42878	77	423	Noakhali	Begumganj	115150	86467	75.1
342	Tangail	Mirzapur	96197	74047	77	424	Jamalpur	Islampur	59730	44847	75.1
343	Chattogram	Doublemooring	45339	34887	76.9	425	Sylhet	Biani Bazar	34449	25861	75.1
344	Sylhet	Usmani Nagar	31077	23911	76.9	426	Sunamganj	Jogonnathpur	35301	26496	75.1
345	Pirojpur	Nazirpur	33605	25846	76.9	427	Munshiganj	Gazaria	32301	24234	75
346	Barishal	Banaripara	29544	22721	76.9	428	Cumilla	Comilla Sadar	48826	36621	75
347	Moulavi Bazar	Moulavi Bazar	55690	42820	76.9	429	Narayanganj	Rupganj	97896	73319	74.9
348	Jamalpur	Bakshiganj	42028	32309	76.9	430	Chattogram	Rawzan	64577	48330	74.8
349	Rangpur	Pirgachha	51834	39843	76.9	431	Lakshmipur	Kamalnagar	34615	25874	74.7
350	Narayanganj	Narayanganj	199838	153590	76.9	432	Narshingdi	Raipura	116672	87170	74.7
351	Kurigram	Kurigram Sadar	73952	56828	76.8	433	Kurigram	Roumari	45986	34337	74.7
352	Moulavi Bazar	Sreemongal	65565	50377	76.8	434	Chandpur	Matlab (South)	44012	32863	74.7
353	Shariatpur	Damoddyia	23863	18331	76.8	435	Pabna	Sujanagar	63799	47267	74.7
354	Sylhet	South Shurma	56402	43322	76.8	436	Feni	Fulgazi	25031	18674	74.6
355	Khagrachhari	Guimara	9393	7214	76.8	437	Chattogram	Rangunia	76333	56947	74.6
356	Jhenaidaha	Sailkupa	81979	62934	76.8	438	Brahmanbaria	Brahmanbaria	81276	60623	74.6
357	Kishoreganj	Kuliarchar	36378	27923	76.8	439	Dhaka	Dhamrai	91333	68024	74.5
358	Gopalganj	Tungipara	20260	15547	76.7	440	Barishal	Hizla	25539	19011	74.4
359	Gazipur	Kaliakair	60538	46446	76.7	441	Shariatpur	Bhedarganj	46068	34290	74.4
360	Barishal	Mehendiganj	51238	39310	76.7	442	Brahmanbaria	Kashba	67044	49894	74.4
361	Chattogram	Boalkhali	47681	36577	76.7	443	Shariatpur	Palong (Sadar)	43361	32251	74.4
362	Cumilla	Barura	92042	70602	76.7	444	Brahmanbaria	Akhaura	31349	23294	74.3
363	Noakhali	Sonaimuri	67418	51650	76.6	445	Rangpur	Badarganj	67874	50415	74.3
364	Kurigram	Nageswari	103781	79497	76.6	446	Chattogram	Sandwip	61264	45492	74.3
365	Chandpur	Kachua	84338	64597	76.6	447	Sunamganj	Dherai	35045	26019	74.2
366	Barishal	Muladi	31496	24122	76.6	448	Manikganj	Harirampur	32661	24242	74.2
367	Dhaka	Teigaon	116199	88882	76.5	449	Munshiganj	Srinagar	59515	44131	74.2
368	Sunamganj	Jamalganj	30735	23509	76.5	450	Tangail	Nagarpur	67625	50140	74.1
369	Lakshmipur	Ramgoti	35701	27294	76.5	451	Cumilla	Burichong	70000	51859	74.1
370	Jhalakati	Nalchhiti	34629	26462	76.4	452	Brahmanbaria	Bijoy Nagar	53115	39340	74.1
371	Narayanganj	Bandar	68014	51947	76.4	453	Sylhet	Fenchuganj	19063	14111	74
372	Feni	Feni Sadar	95081	72570	76.3	454	Sunamganj	Tahirpur	38349	28369	74
373	Moulavi Bazar	Juri	26549	20250	76.3	455	Narshingdi	Palash	41834	30943	74
374	Munshiganj	Serajdikhan	60071	45802	76.2	456	Khagrachhari	Mahalchhari	8274	6119	74
375	Rajbari	Baliakandi	45979	35032	76.2	457	Chattogram	Mirsharai	86757	64137	73.9
376	Barishal	Barisal Sadar	84469	64349	76.2	458	Cumilla	Homna	41987	31008	73.9
377	Moulavi Bazar	Komolganj	47978	36534	76.1	459	Munshiganj	Lohajong	30342	22407	73.8
378	Cumilla	Titash	38874	29600	76.1	460	Chattogram	Anwara	48713	35939	73.8
379	Chandpur	Haimchar	18427	14024	76.1	461	Fariapur	Boalmari	55204	40650	73.6
380	Gazipur	Tongi	29830	22694	76.1	462	Chandpur	Motlab (North)	58749	43233	73.6
381	Cumilla	Muradnagar	105802	80490	76.1	463	Jamalpur	Madarganj	54127	39829	73.6
382	Cumilla	Laksham	54118	41165	76.1	464	Khagrachhari	Ramgarh	9644	7071	73.3
383	Feni	Parshuram	20675	15723	76	465	Cumilla	Nangolkot	77854	56965	73.2
384	Noakhali	Subarna Char	54861	41714	76	466	Chattogram	Karnaphuli	27645	20220	73.1
385	Sylhet	Balaganj	19403	14736	75.9	467	Manikganj	Singair	65735	48064	73.1
386	Tangail	Shakhipur	69370	52676	75.9	468	Narayanganj	Sonargaon	90418	66079	73.1
387	Moulavi Bazar	Rajnagar	42424	32211	75.9	469	Narayanganj	Araihazar	87341	63808	73.1
388	Noakhali	Companiganj	51603	39173	75.9	470	Cumilla	Daudkandi	75139	54831	73
389	Cumilla	Lalmai	38457	29193	75.9	471	Chattogram	Patiya	71107	51869	72.9
390	Habiganj	Bahubal	36685	27847	75.9	472	Lakshmipur	Raipur	59870	43668	72.9
391	Sunamganj	Sadar (South)	29996	22769	75.9	473	Narshingdi	Shibpur	59753	43514	72.8
392	Naogaon	Dhamoirhat	44646	33841	75.8	474	Sunamganj	Dowara Bazar	41607	30287	72.8
393	Sherpur	Nakla	45375	34382	75.8	475	Chattogram	Satkania	73196	53033	72.5
394	Cumilla	Meghna	23312	17661	75.8	476	Jamalpur	Dewanganj	61070	44219	72.4
395	Narshingdi	Belaboo	42437	32120	75.7	477	Habiganj	Madhabpur	66364	48018	72.4
396	Chattogram	Sitakunda	80094	60620	75.7	478	Chattogram	Fatichhari	109604	79197	72.3
397	Chandpur	Sharasti	49705	37616	75.7	479	Chattogram	Lohagora	51617	37252	72.2
398	Noakhali	Sudharam (Sadar)	91939	69556	75.7	480	Brahmanbaria	Nasirnagar	58260	41723	71.6
399	Kishoreganj	Pakundia	49081	37105	75.6	481	Dhaka	Nawabganj	72187	51677	71.6
400	Cumilla	Monohargonj	52177	39427	75.6	482	Munshiganj	Munshiganj	83622	59843	71.6
401	Gazipur	Kaliganj	56406	42617	75.6	483	Sunamganj	Sulla	19267	13652	70.9
402	Sunamganj	Bishwamvarpur	29226	22079	75.5	484	Feni	Dagonbhuiyan	55339	39043	70.6
403	Madaripur	Rajoir	48508	36640	75.5	485	Sunamganj	Sunamganj	43715	30765	70.4
404	Cumilla	Chandina	79453	60001	75.5	486	Brahmanbaria	Nabinagar	101501	71328	70.3
405	Sylhet	Jaintapur	31571	23836	75.5	487	Lakshmipur	Lakshmipur	140710	98799	70.2
406	Sylhet	Companiganj	28724	21684	75.5	488	Dhaka	Dohar	48902	34333	70.2
407	Sylhet	Biswanath	31863	24047	75.5	485	Sunamganj	Sunamganj	44454	31577	71
408	Jhalakati	Jhalakati Sadar	36233	27339	75.5	486	Feni	Dagonbhuiyan	55228	39011	70.6
409	Jamalpur	Melandaha	53063	40036	75.4	487	Brahmanbaria	Nabinagar	101222	71146	70.3
410	Shariatpur	Naria	42326	31905	75.4	488	Lakshmipur	Lakshmipur	140583	98502	70.1

Sl. No.	Name of District	Name of Upazila	Total Couples	Total Acceptors	CAR (%)	Sl. No.	Name of District	Name of Upazila	Total Couples	Total Acceptors	CAR (%)
---------	------------------	-----------------	---------------	-----------------	---------	---------	------------------	-----------------	---------------	-----------------	---------

Table-16: List of Upazila achieved CAR 50-70% up to the end of May 2022

Sl. No.	Name of District	Name of Upazila	Total Couples	Total Acceptors	CAR (%)
1	Chattogram	Chandanaish	39780	27650	69.5
2	Brahmanbaria	Sarail	58463	39829	68.1
3	Gazipur	Kapasia	72662	48472	66.7
4	Feni	Chhagalnaiya	35877	23923	66.7
5	Brahmanbaria	Bancharampur	66834	32814	49.1

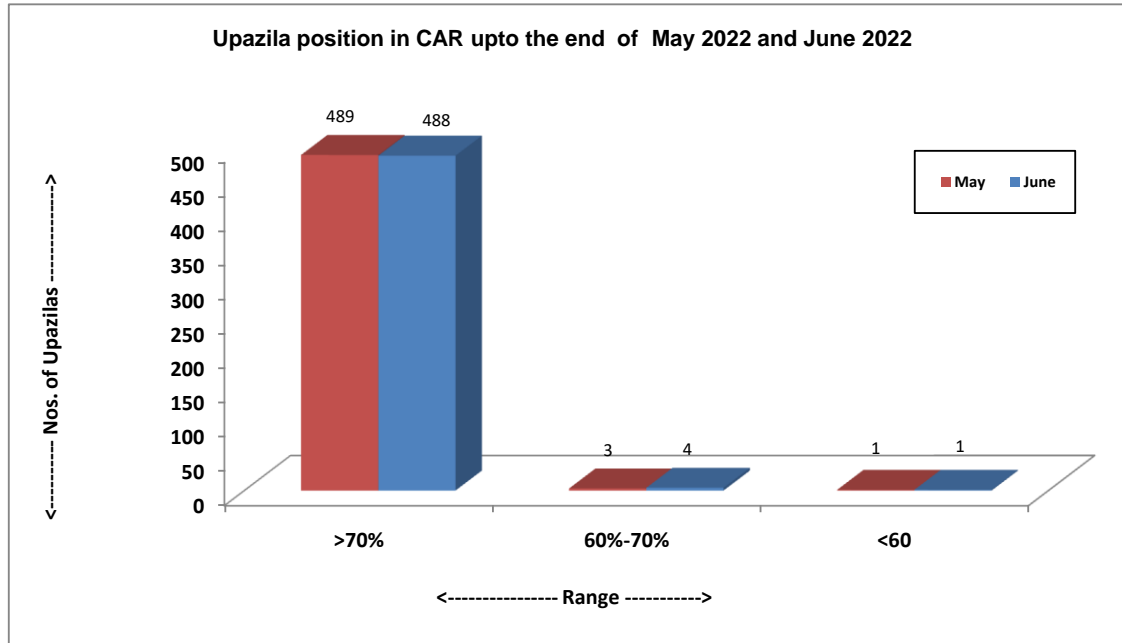


Table -17: Method wise Dropout and Switch Over by Division upto the end of June 2022

Division	Number of Acceptors dropped out and Switch Over									
	Oral Pill		Condom		Injectable		IUD		Implant	
	No Method	Switch Over	No Method	Switch Over	No Method	Switch Over	No Method	Switch Over	No Method	Switch Over
Rangpur	5740	4185	1499	1047	2928	2617	459	300	836	841
Rajshahi	9105	6113	3920	2306	4699	3113	906	465	1841	1393
Khulna	5435	3401	2213	1323	3850	2448	1107	477	1683	1019
Barisal	4162	2916	1348	725	2715	2012	942	363	1466	877
Dhaka	10703	6587	4553	2729	5646	3783	1588	725	2444	1569
Mymensingh	5317	2463	1294	825	2547	1463	725	451	1653	1189
Chattogram	9023	5217	3456	1717	5931	3007	1280	663	2158	1160
Sylhet	5492	2021	2275	733	2524	1164	562	138	493	259
National	54977	32903	20558	11405	30840	19607	7569	3582	12574	8307

Table -18: Contraceptive Acceptors and Acceptance Rate by Division upto the end of May 2022 and June 2022

Division	Month	Total Eligible Couple	Total Number of Acceptors							CAR (%)
			Permanent Method	IUD	Implant	Injectable	Oral Pill	Condom	Total	
Rangpur	May-22	3625552	432044	65631	190535	620002	1421437	169282	2898931	79.96
	Jun-22	3627385	431691	65564	190737	620228	1422252	169768	2900240	79.95
Rajshahi	May-22	4274103	473630	95852	193577	615468	1681480	416318	3476325	81.33
	Jun-22	4262037	469894	94327	191710	612183	1676449	417157	3461720	81.22
Khulna	May-22	3502218	410287	78297	161324	558262	1277447	318768	2804385	80.07
	Jun-22	3498758	404551	76469	158742	555415	1277775	320696	2793648	79.85
Barisal	May-22	1668543	135183	49118	106311	339702	603891	84167	1318372	79.01
	Jun-22	1669227	133167	48203	105033	338735	604849	84603	1314590	78.75
Dhaka	May-22	5460105	530196	152189	264972	697376	2072984	490892	4208609	77.08
	Jun-22	5431750	523500	148912	262008	689499	2061211	488616	4173746	76.84
Mymensingh	May-22	2303906	187644	48829	125649	326393	1012146	120794	1821455	79.06
	Jun-22	2292387	180004	45532	120119	324835	1009073	121573	1801136	78.57
Chattogram	May-22	5178160	422488	182951	292892	802176	1868721	345608	3914836	75.6
	Jun-22	5183186	421670	182696	293612	801088	1867261	345592	3911919	75.47
Sylhet	May-22	1760095	200796	46992	102555	243345	626007	130007	1349702	76.68
	Jun-22	1763250	200806	46893	103022	243662	626816	130974	1352173	76.69
National	May-22	27772682	2792268	719859	1437815	4202724	10564113	2075836	21792615	78.47
	Jun-22	27727980	2765283	708596	1424983	4185645	10545686	2078979	21709172	78.29

Table -19: Status of Contraceptive Method-Mix based on CAR at the end of the Month of June 2022

Method	Rangpur	Rajshahi	Khulna	Barishal	Dhaka	Mymensingh	Chattogram	Sylhet	National
Permanent Method	14.9	13.62	14.63	10.25	12.6	10.3	10.79	14.88	12.81
I U D	2.26	2.76	2.79	3.73	3.62	2.68	4.67	3.48	3.3
Implant	6.57	5.57	5.75	8.06	6.3	6.9	7.48	7.6	6.6
Injectables	21.39	17.7	19.91	25.77	16.57	17.92	20.49	18.03	19.29
Oral Pill	49.03	48.37	45.55	45.81	49.26	55.57	47.73	46.38	48.48
Condom	5.84	11.98	11.37	6.38	11.66	6.63	8.83	9.63	9.53
Total	100.0	100.0	100.0	100.0	100.0	100.0	100.0	100.0	100.0

Table -20: Performance by type of MCH services for the month of May 2022 and June 2022

(in Number)

Services	Performance		% Change of June '22 over May,22	
	May '2022	June '2022		
Number of Pregnant Women	910389	940788	3.23	
No. of High Risk Pregnant Mother Referred	5197	4745	-9.53	
Treatment, Advised & Referred Infertile Couple	99081	101047	1.95	
Treatment of RTI/STI	4169	5026	17.05	
Antenatal Care	1 st visit (within 4 Month)	153520	170023	9.71
	2 nd visit (within 6 Month)	112340	116885	3.89
	3 rd visit (within 8 Month)	86549	91937	5.86
	4 th visit (in 9 th month)	78897	79441	0.68
Delivery conducted in MCWC, UHC, UH&FWC & NGO Clinics	Normal	44785	45089	0.67
	C-Section	40459	40249	-0.52
	Total Delivery	85244	85338	0.11
Postnatal Care	PNC-1 (within 24 Hour)	36548	35721	-2.32
	PNC-2 (within 2- 3 day)	33257	32488	-2.37
	PNC-3 (within 7 -14 day)	36361	34909	-4.16
	PNC-4 (within 42-48 day)	43456	44147	1.57
TT for Women (15 - 49 Yrs.)	1 st dose	99081	101047	1.95
	2 nd dose	101599	100200	-1.40
	3 rd dose	107097	100980	-6.06
	4 th dose	95989	96639	0.67
	5 th dose	93511	94023	0.54
Immunization	BCG (Vaccine)	133920	130569	-2.50
	PCV 1	149199	138221	-7.36
	PCV 2	141453	138989	-1.74
	PCV 3	140675	135799	-3.47
	MR Vaccine 1st Dose	122032	119362	-2.19
	MR Vaccine 2nd Dose	121964	118753	-2.63
Number of ECP acceptors	8964	9376	4.39	
Number of MR done (Both Govt. & NGOs)	1426	1612	11.54	
Total Live Births	101948	100504	0.00	
Still Births	168	206	18.45	
Death	Neonatal Deaths (0 - 28 day)	223	240	7.08
	Infant Death (29 days -<1 Yr.)	88	100	12.00
	Child Death (1 - <5Yrs.)	24	26	7.69
	Maternal Deaths	82	63	-30.16
	Other Death	22159	22011	-0.67
	Total Death	22557	22440	-0.52
No. of Health Education in UH&FWC	12160	9083	-25.30	

Table -21: Performance by type of Nutrition services for the month of May 2022 and June 2022

Services	Performance May,2022	Performance Jun,2022	% Change of June,2022 over May,2022
Counseling on IYCF, IFA, Vitamin-A and Hand washinh	659502	689119	4.3
Received IFA & Calcium Tablet (0-23 months child mother)	128742	142777	9.83
Exclusive Breast feeding up to 6 months	166715	169079	1.4
No. of children (6-23Month) feeding complementary foods	183211	187781	2.43
Feeding Tablet Vitamin A (6-59months Child)	2792	113094	97.53
Received Tablet anti-helminthics (24-59months Child)	40849	45794	10.8
Feeding Zink pill with ORS suffering form diarrhoea	4797	4338	-10.58
Identifying Suffering from MAM	7289	8091	9.91
Suffering from SAM & Referred	1676	1458	-14.95
Identifying Child Stunting	3384	2574	-31.47
Identifying Child Wasting	2738	2998	8.67
Identifying Child Under weight	3131	3512	10.85

Annex - A: Summary of the Couples and Acceptors by Month Since June 2022

Indicators		January.'22	February.'22	March.'22	April.'22	May.'22	June.'22
Number of Total Couples		27818782	27828889	27835100	27856862	27772682	27727980
Number of Total Acceptors		21879736	21866127	21870968	21884646	21792615	21709172
CAR (Contraceptive Acceptance Rate)		78.65	78.57	78.57	78.56	78.47	78.29
Method Specific Acceptors(Cumilative) by Month Since June 2022							
Indicators		January.'22	February.'22	March.'22	April.'22	May.'22	June.'22
Permanent Method (Male)Total		735140	733701	730619	728650	721424	714660
Permanent Method (Female) Total		2091433	2083455	2083233	2081981	2070844	2050623
Permanent Method (Total)		2826573	2817156	2813852	2810631	2792268	2765283
IUD (Users)Total		733251	730871	729266	727636	719859	708596
Implant (Users) Total		1437929	1438902	1446703	1445766	1437815	1424983
Injectable (Acceptors) Total		4222803	4216916	4217728	4222517	4202724	4185645
Oral Pill (Acceptors) Total		10584593	10585761	10585011	10594883	10564113	10545686
Condom (Acceptors) Total		2074587	2076521	2078408	2083213	2075836	2078979
Reporting Status	Number of Districts reported	64	64	64	64	64	64
	Number of Upazilas reported	491	492	492	492	493	493
Method Specific Absolute Performance by Month Since June 2022							
Indicators		January.'22	February.'22	March.'22	April.'22	May.'22	June.'22
Permanent Method (Male, Cases)		2080	1964	2264	1916	1951	2501
Permanent Method (Female, Cases)		5715	5577	6411	4916	5103	4781
Permanent Method (Total, Cases)		7795	7541	8675	6832	7054	7282
I U D (in cases)		10277	10326	11701	8225	10896	10365
Implant (Cases)		26537	27249	38181	12544	23626	24608
Injectables (Doses)		773379	741611	796195	723451	744557	776469
Oral Pill (Cycles)		4531477	4432253	4734084	4495986	4637013	4768085
Condom (Pieces)		7754289	7542731	7784371	7284584	7748764	8041094
Performance by types of MCH services by month since June 2022							
Services		January.'22	February.'22	March.'22	April.'22	May.'22	June.'22
Number of Pregnant Women		906242	905142	905505	895037	910389	940788
No. of High Risk Pregnant Mother Referred		5379	5145	5018	4810	5197	4745
Antenatal Care	1 st visit (within 4 Month)	154055	143346	161627	137572	153520	170023
	2 nd visit (within 6 Month)	114456	108236	113731	106501	112340	116885
	3 rd visit (within 8 Month)	92790	86780	93979	84052	86549	91937
	4 th visit (in 9 th month) (including MCHTI, MFSTC & FWVTI-Raj)	78837	74922	78696	74835	78897	79441

Services		January.'22	February.'22	March.'22	April.'22	May.'22	June.'22
Institutional Delivery(MCWC, UHC, UH&FWC & NGO)	Normal	47541	45357	46891	44512	44785	45089
	Caesarian	42770	41100	42517	39970	40459	40249
	Total	90311	86457	89408	84482	85244	85338
Non-Institutional Delivery	At Home by Trained Persons	29960	28949	28367	26596	26416	25952
	At Home by Non-Trained Persons	10850	10708	10353	10137	10118	9823
	Total	40810	39657	38720	36733	36534	35775
Total Delivery		131121	36725	38285	37044	36548	35721
Postnatal Care	PNC-1 (within 24 Hour)	39730	36725	38285	37044	36548	35721
	PNC-2 (within 2- 3 day)	35186	33388	34672	32808	33257	32488
	PNC-3 (within 7 -14 day)	37538	35538	36131	34766	36361	34909
	PNC-4 (within 42-48 day) (including MCHTI, MFSTC & FWVTI-Raj)	46313	45603	44721	41648	43456	44147
Postnatal care by trained person till two days in Home Delivery		4865	5114	4408	4434	3801	4088
No. of uses 7.1% chlorhexidine digluconate for umbilical cord care		36431	34394	35777	33755	33519	33104
TT for Women (15 - 49 Yrs.)	1 st dose	104769	100815	104478	96850	99081	101047
	2 nd dose	101987	100940	104128	97481	101599	100200
	3 rd dose	101358	103519	102383	97586	107097	100980
	4 th dose	93902	93488	95963	91537	95989	96639
	5 th dose	97382	94258	96685	89793	93511	94023
Immunization	BCG (Vaccine)	0	132120	0	130569	129498	130698
	PCV 1	PCV-1	139878	PCV-1	138221	137039	141073
	PCV 2	PCV-2	139042	PCV-2	138989	141765	140467
	PCV 3	PCV-3	135098	PCV-3	135799	143639	139748
	MR Vaccine 1st Dose	0	118770	0	119362	122876	127891
	MR Vaccine 2nd Dose	0	117985	0	118753	117256	119507
*Total Live Births		109401	106734	107152	100717	101948	100504
Still Births		162	171	186	203	168	206
Death	Neonatal Death (0 - 28 day)	269	244	278	237	223	240
	Infant Death (29 days -<1 Yr.)	102	101	85	80	88	100
	Child Death (1 -< 5 Yrs.)	13	9	11	14	24	26
	Maternal Death	76	54	48	51	82	63
	Other Death	29143	31171	25870	21686	22159	22011
	Total Death	29603	31579	26292	22068	22576	22440
* Live births conducted at Govt. MCH, DH, MCWC, UHC, UH&FWC, NGOs and Home. The information is collected by FWAs through field visit.							

Annex - C : City Corporation wise Contraceptive Acceptors and Acceptance Rate (CAR) (Partial) at the end of the month of June 2022

Name of the City Corporation	Eligible Couple	Oral Pill	Condom	Injectable	I U D	Implant	Permanent Method			Total Acceptors	CAR(%)
							Male	Female	Total		
Rangpur City Corporation	106303	39000	10015	17276	1154	5960	3407	6459	9866	83271	0
Rangpur Division	106303	39000	10015	17276	1154	5960	3407	6459	9866	83271	78.33
Rajshahi City Corporation	101844	28821	28934	16424	641	2368	575	6433	7008	84196	0
Rajshahi Division	101844	28821	28934	16424	641	2368	575	6433	7008	84196	82.67
Khulna City Corporation	134693	38820	26586	16652	7547	8885	4783	5823	10606	109096	0
Khulna Division	134693	38820	26586	16652	7547	8885	4783	5823	10606	109096	81
Barisal City Corporation	29239	12097	4766	2938	343	1924	283	1118	1401	23469	0
Barisal Division	29239	12097	4766	2938	343	1924	283	1118	1401	23469	80.27
Dhaka City Corporation	82281	25325	10757	13180	2852	3950	3305	4392	7697	63761	0
Gazipur City Corporation	104280	44669	9310	8279	3072	4520	1640	7501	9141	78991	0
Narayanganj City Corporation	112595	40541	12353	15067	2459	4422	3938	5965	9903	84745	0
Dhaka Division	299156	110535	32420	36526	8383	12892	8883	17858	26741	227497	76.05
Chattogram City Corporation	81790	27094	10967	9757	4006	5214	2165	3865	6030	63068	0
Chattogram Division	81790	27094	10967	9757	4006	5214	2165	3865	6030	63068	77.11
Sylhet City Corporation	29138	11299	4029	3149	392	1378	665	2235	2900	23147	0
Sylhet Division	29138	11299	4029	3149	392	1378	665	2235	2900	23147	79.44
Mymensingh City Corporation	33150	13709	2492	3864	802	2529	1571	2148	3719	27115	0
Mymensingh Division	33150	13709	2492	3864	802	2529	1571	2148	3719	27115	81.79
Total	815313	281375	120209	106586	23268	41150	22332	45939	68271	640859	78.60