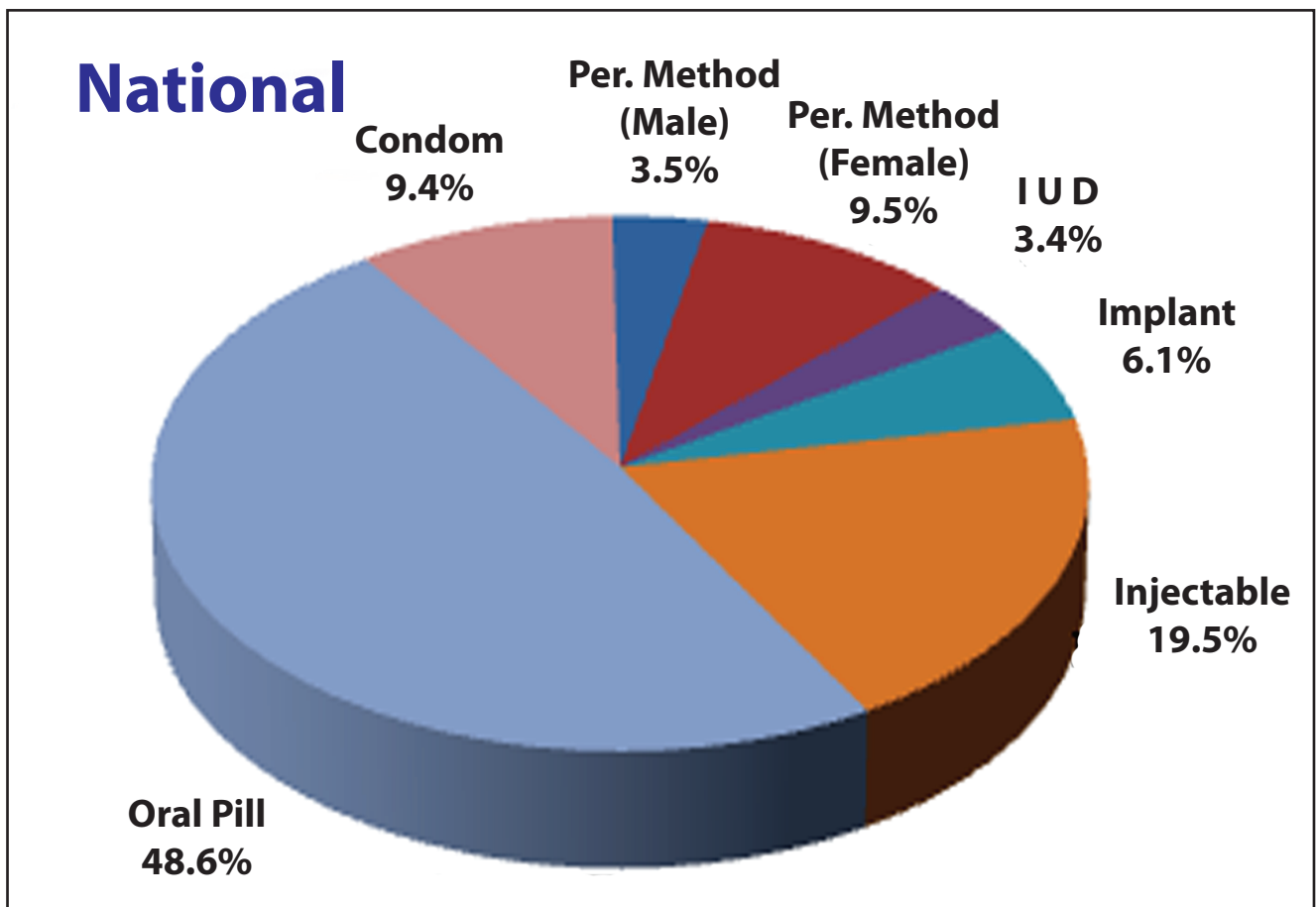


ছেলে হোক, মেয়ে হোক  
দু'টি সন্তানই যথেষ্ট

# MONTHLY REPORT ON FAMILY PLANNING, MATERNAL & CHILD HEALTH, REPRODUCTIVE HEALTH AND NUTRITION SERVICES April 2021

## Method-Mix for the month of March 2021



## Preface

I am very much delighted to publish the monthly report of April/2021 of Management Information System (MIS) of Directorate General of Family Planning (DGFP). This monthly report displays our continuous effort to preserve quality data which can be used as a major tool kit for better management and evidence based decision making. The report consists of several information on demographic data associated with family planning, maternal & child health, reproductive health and nutrition services across the country. The report is a regular monthly issue designed to incorporate monthly service statistical progress at district and upazila level.

MIS Unit of Directorate General of Family Planning consists of three sub systems namely Service Statistics (SS), Logistic Management Information System (LMIS) and Human Resource Information System (HRIS). In the year 2011, MIS Unit has developed web-based software to collect, collate and compile service statistics from field level. Online reporting is already an established system at upazila level and we have a plan to scale up e-MIS report at all administrative tiers across the country under 4<sup>th</sup> sector program.

It is important to mention that this monthly report provides mainly service statistics information received from field workers, service delivery points and NGOs. Generally, the objectives of MIS are to develop and strengthen reliable information management system. We are hopeful that this report will help the users at all levels to compare and analyze the latest information on family planning, maternal, child and adolescent health.

Finally, I convey my sincere thanks to the personnel of MIS Unit who have made diligent effort to prepare this report in time. I cordially request all the users of this monthly report to provide their valuable suggestions and feedback (if any) through the e-mail address ([dirmis@dgfp.gov.bd](mailto:dirmis@dgfp.gov.bd)) for its further improvement.

Khan Md. Rezaul Karim  
Joint Secretary, MEFWD

And

Director (MIS) & Line Director  
Directorate General of Family Planning

# Table of Contents

<b><u>Sl. No</u></b>	<b><u>Contents</u></b>	<b><u>Page #</u></b>
1.	At a glance of FP Performance for the month of March 2021 and April 2021.....	02
2.	At a glance of the MCH and Reproductive Health Services for the month March.'21 and April.'21...	03
3.	At a glance of the Nutrition services for the month of March 2021 and April 2021.....	04
4.	Introduction .....	05
5.	Family Planning Performance (CAR Related) .....	05
6.	MCH Performance .....	05
7.	Nutrition Programs of the Directorate General of Family Planning .....	06
8.	Highlights April 2021.....	06
9.	Table Analysis .....	07
10.	Remarks .....	09
11.	Clarification about some information .....	09
12.	Highest and Lowest Performing districts in clinical methods .....	10
13.	National Projection, Performance and Achievement Rate of Contraceptive Methods .....	11
14.	List of Division according to descending order of Achievement Rate against their projections of Clinical Methods for the period July 2020 to April 2021.....	11
15.	List of 3(three) districts achieved the highest Achievement Rate of Clinical Methods against their Projections for the period July 2020 to April 2021.....	11
16.	List of 3(three) districts achieved the lowest Achievement Rate of Clinical Methods against their Projections for the period July'20 to April'21	11
17.	Comparative Statement of contraceptives performance for the period between July 19 to April 20 and July 20 to April 21.....	12
18.	Performance & Distribution of Contraceptives by Method for the month of March 21 to April 21	12
19.	Contribution of Government, NGOs and Multisectors in respect of Contraceptive Performance during April 2021.....	12
21.	Division wise and NGOs and Multisectors wise Contraceptive Performance for the month of April	13
21.	District wise Projection, Performance and Achievement Rate of Permanent and Long Acting Methods	17
22.	District wise Projection, Performance and Achievement Rate of Short Acting Methods .....	19
23.	Method wise Users (Normal & Postpartum as Old, New, Dropout, Postpartum Expire) and CAR by District at the end of April 2021.....	21
24.	Number of New and Total Acceptors up to the end of March 2021 and April 2021.....	33
25.	CAR (%) by Division up to the end of March 2021 and April 2021.....	33
26.	District by Range of CAR up to the end of April 2021.....	34
27.	District by Range of CAR up to the end of April 2021.....	34
28.	List of Upaziala achieved CAR >70% up to the end of April 2021.....	35
29.	List of Upaziala achieved CAR 60-70% up to the end of April 2021.....	38
30.	Method wise numbers of Dropout and Switch Over by Division up to the end of March'21 and April'21	39
31.	Contraceptive acceptors and acceptance Rate by Division up to the end of March'21 and April'21....	39
32.	Status of Contraceptive Method-Mix based on CAR at the end of the month of April 2021.	39
33.	Pie-Chart of Method-Mix for the month of April 2021.....	40
34.	Performance by type of MCH services for the month of March'21 and April'21	41
35.	Performance by type of Nutrition services for the month of March'21 and April'21.....	42
36.	Summary of the Couples and Acceptors by Month since April 2021...	43
37.	Performance of RH-EOC of MCWCs, MCHTI & MFSTC for the month of April 2021.....	45
38.	City Corporation wise Contraceptive Acceptors and Acceptance Rate(CAR) (Partial) at the end of the month of April 2021.....	47

## At a glance of the FP Performance for the Month of March 2021 and April 2021

Indicators	March	April
Numbers of Total Eligible Couple (Including Part of the city Corporation)	27684841	27686135
Numbers of Total Acceptors (Including Part of the city Corporation)	21751952	21750036
CAR(%) (Contraceptive Acceptance Rate)	78.57	78.56
<b>Method specific acceptors (Cumulative) :</b>		
Permanent Method (Male) Postpartum	2871	4369
Permanent Method (Male)	740970	742960
Permanent Method (Female) Postpartum	80583	81476
Permanent Method (Female)	2080630	2078559
Permanent Method (Total)	2821600	2821519
IUD (Postpartum Users)	31197	31151
IUD (Total Users)	736331	735750
Implant (Postpartum Users)	83508	83584
Implant (Total Users)	1399906	1398327
Injectable (Postpartum Acceptors)	181131	181765
Injectable (Total Acceptors)	4215792	4214654
Oral Pill (Postpartum Acceptors)	559826	561336
Oral Pill (Total Acceptors)	10527422	10528426
Condom (Postpartum Acceptors)	159823	159996
Condom (Total Acceptors)	2050901	2051360
<b>Method specific new acceptors :</b>		
Permanent Method (Male)	1244	724
Permanent Method (Female)	7319	5473
Permanent Method (Total)	8563	6197
IUD (New Users)	10038	5646
Implant (New Users)	32773	13791
Injectable (New Acceptors)	54661	51683
Oral Pill (New Acceptors)	111940	103461
Condom (New Acceptors)	40887	37104
Number of Districts reported	64	64
Number of Upazilas reported	490	489
<b>Range of CAR (%)</b>	<b>No. of Districts</b>	
	<b>March</b>	<b>April</b>
00 - 59	0	0
60 - 69	0	0
70 & above	64	63
<b>Contraceptive performance and distribution by methods (Absolute Performance) :</b>		
Permanent Method (Male - cases)	2366	1087
Permanent Method (Female - cases)	7618	4571
Permanent Method (Total - cases)	9984	5658
IUD (Nos.)	17299	9153
Implant (Nos.)	44752	10681
Injectable (Doses)	813214	778600
Oral Pill (Cycles)	5568173	5276059
Condom (Pieces)	8281522	7457265

## At a glance of the MCH and Reproductive Health Services for the Month of March 2021 and April 2021

Services		March.'21	April.'21
Number of Pregnant Women		883698	872845
Number of High Risk/Complicated Pregnant Mother		5285	4634
Antenatal Care	1st visit (Within 4 Month)	163962	143649
	2nd visit (within 6 Month)	113635	106834
	3rd visit (within 8 Month)	95750	85914
	4th visit (within 9 Month)	79917	74184
<b>Institutional Delivery</b> (MCHTI, MFSTC, FWVTI-Raj, MCWC, UHC, UH&FWC &NGOClinics)	Normal	44874	41854
	C-section	40605	37755
	Total Delivery	85479	79609
<b>Non-institutional Delivery</b>	At Home by Trained Persons	33836	32387
	At Home by Non-Trained Persons	11876	11289
	Total Delivery	45712	43676
<b>*Total Live Births</b>		108795	103422
<b>Postnatal Care</b>	PNC-1 (within 24 Hour)	38214	34875
	PNC-2 (within 2-3 day)	34373	31888
	PNC-3 (within 7-4 day)	37283	34023
	PNC-4 (within 42-48 day)	45120	41767
Postnatal care by trained person till two days in Home Delivery		5129	5372
No. of uses 7.1% chlorhexidine digluconate for umbilical cord care		33589	31890
TT for Woman (5-49)	1st dose	114431	105385
	2nd dose	115111	106227
	3rd dose	110968	105448
	4th dose	102953	94579
	5th dose	101787	94410
Immunization	BCG	138688	146962
	PCV-1	149749	147621
	PCV-2	153456	145114
	PCV-3	151846	147194
	MR Vaccine 1st Dose	134231	129321
	MR Vaccine 2nd Dose	132343	123488
Number of ECP acceptors		9314	7351
Number of MR done ( Both Govt. & NGOs)		2112	1772
General Treatment		2457938	2064940
Still Births ( including MCHTI, MFSTC & FWVTI-Raj)		171	126
<b>Death</b>	Neonatal death (0-28 days)	299	218
	Infant Death (29Days to below 1Year)	104	77
	Child Death (1 - <5 year)	13	6
	Maternal Death	60	80
	Other Death	25423	24199
	Total	25919	24580
No. of Health Education in UH&FWC		5858	3426

\* Live births conducted at Govt. MCH, DH, MCWC, UHC, UH&FWC, NGOs & Home. The information is collected by FWA through field visit.

## At a glance of the Nutrition services for the Month of March 2021 and April 2021

Services		Performance	
		March.'21	April.'21
<b>Nutrition Services for Pregnant Women, 0-59 months aged child and Mother</b>	Counseling on IYCF, IFA, Vitamin-A and Hand washinh	664802	639161
	Number of mother Received IFA & Calcium Tablet	157278	213114
	Received MNP Sachet (6-23 months)	17995	16200
	Exclusive Breast feeding up to 6 months	176197	166665
	Complimentary feeding after 6 months	188959	180038
	Feeding Tablet Vitamin A (6-59months Child)	4409	5424
	Received Tablet anti-helminthics (24-59months Child)	60107	42326
	Feeding Zink pill with ORS suffering form diarrhoea	4146	4518
	Identifying Suffering from MAM	8322	7955
	Suffering from SAM & Referred	1577	2068
	Identifying Child Stunting	3080	3226
	Identifying Child Wasting	2794	2791
	Identifying Child Under weight	3741	3708

## SUMMARY

### Introduction

Bangladesh is divided into eight administrative divisions: Dhaka, Chattogram, Rajshahi, Khulna, Barishal, Sylhet, Rangpur and Mymensingh. Each division is divided into several districts and each district into several upazilas. Each urban area in an upazila is divided into wards. Upazilas are divided into Union Parishads (UPs) and Pourasovas. These divisions allow the country as a whole to be separated into rural and urban areas. Management Information System (MIS) has been operational under the Directorate General of Family Planning (DGFP) for a long time. The report of the Contraceptive Performance, MCH, Reproductive Health and Nutrition services is used to be published each month from MIS Unit on the basis of Service Statistics received from the field workers, service delivery clinics and NGOs. Erstwhile Family Welfare Register, however, is the principal source of performance statistics. This report is prepared on the basis of FWA Registers (9th Edition) and Clinic Report. Most of the FWAs visit their working area once in every two months. It is a continuous process. FWA register is modified/updated in every three years.

There is a reporting system to collect the information from the field. MIS Reporting Form-1 is filled up by the FWAs and submitted the same to FPIs. FPI fills up the MIS reporting Form-2 by compiling of all the FWAs (MIS Form-1) report and submits to UFPO office. MIS reporting Form-3 (clinical) is filled up by MO (clinic)/ (MCH-FP)/ (FW)/SACMO/ FWV and is submitted to UFPO office. NGOs of the respective area submit their report to UFPO office through MIS reporting Form-2 and 3 as their requirement. All the reporting Form-2 and 3 are compiled by UFPO office and filled up reporting Form-4 (union wise) and is entered in online web based software (SS). District FP Office reviews and submits that report. It provides information of contraceptive use status of eligible couples and different types of MCH, Reproductive Health and Nutrition services. MIS performance report is primarily used by different level of program managers and supervisors engaged in implementing the Family Planning, MCH, RH and Nutrition program in the country. Besides, different policy makers, decision makers, donor agencies, Development Partners, researchers and other users also use this report.

### Family Planning Performance (CAR related):

Performance reports of April 2021 have been received from all the 64 districts of the country. During the month of April 2021 total numbers of eligible couple were found to be as 27686135 against 27684841 in the previous month. Performances of NGOs are also included in the report as reported by the Upazila Offices. A total of acceptors are 21750036 reported in the month of April'21 as against 21751952 in March'21. The Contraceptive Acceptance Rate (CAR) achieved at the end of the reporting month for six modern methods (Permanent Method, IUD, Implant, Injectable, Oral Pill and Condom) is 78.56% which was 78.57 % in March'21. Method Specific Acceptors (Cumulative), Method Specific New Acceptors and Contraceptive distribution by Methods are shown in the summary sheet. It April be noted that the contraceptive acceptance rate is an estimate, based on the client contact and the status of contraceptive acceptance as reported by the field workers based on the entries made in the FWA register. The Contraceptive Prevalence Rate (CPR), on the other hand, is based on periodic surveys that are made on precise statistical procedures.

The acceptance rate is a tentative rate and varies from month to month because of reporting status and coverage. This rate is usually higher than the Contraceptive Prevalence Rate (CPR). CAR is generally used to monitor as a management tool 'on-going' program performance in the country. It is not so much used to evaluate the program impact or goals, which is done by periodical scientific surveys.

## **MCH Performance:**

In the month of April'21, 872845 pregnant women have been registered. Total number of 4,634 pregnant women referred to hospital for their complications. Dose-wise TT for Women (15-49 yrs.) and OPV & Pentavalent vaccines were shown in the summary sheet. BCG vaccines were given to 146962 infants during April'21. Visit-wise SAntenatal Care is also shown in the summary sheet both of March 2021 and April 2021. Postnatal Care is shown in the summary sheet both March 2021 and April 2021. Number of delivery conducted by the clinics is 79609. Total numbers of delivery at home 32387 by trained personnel and 11289 by non-trained personnel. Still Birth is recorded 126 in April'21 and in the previous month it was 171. Neo-natal deaths (0-28 days) & Infant deaths (29 days-<1yr.) are recorded to be 218 and 77 in the month of April'21 where these were 299 and 104 in March'21 respectively. A total of 6 child-deaths (1-<5 yrs.) have been reported in the month of April'21 as against 13 in March. Maternal deaths were reported 80 during the month of April'21 which was 60 in March'21. The other deaths were reported 24199 in April'21 but in March'21 the number of such deaths was 25423. General treatments were rendered to 2064940 and 2457938 patients in the month of April'21 and March'21 respectively. In April'21 number of ECP acceptors was 7351 but in March'21 it was 9314. MR done in the reporting month is 1772 but in March'21 it was 2112. Performance of MCHTI, MFSTC, MCWCs and FWVTI-Rajshahi is also included in the report.

## **Nutrition Programs of the Directorate General of Family Planning**

Country wide nutrition service is going on through National Nutrition Services (NNS) Operational Plan of DGHS under Health Services Division of MOHFW. DGFP is also playing vital role for implementation of nutrition services whole over the country and is rendering nutrition services at field level where activities like MCH services, Adolescent and Family Planning Program is going on. By this time coordination with IPHN and cooperation with "Global Alliance for Improved Nutrition (GAIN), UNICEF and Alive & Thrive" comprehensive nutrition services are running in 91 upazillas of 11 districts through MCH Services Unit of DGFP.

### **Highlights April 2021**

- a) National Contraceptive Acceptance Rate (CAR) based on visited eligible Couples 27686135 is found to be 78.56%. Rajshahi division has achieved the highest acceptance rate 81.37%, followed by Rangpur division 80.02%. The CAR is found to be 80.00% achieved in Khulna division. The Contraceptive Acceptance Rate has been found to be rather low in Mymensingh 79.38%, Barishal 79.02%, Sylhet 77.48%, Dhaka 77.2.4% and Chattogram 75.4%.

The highest numbers of Acceptors 4234367 have been reported from Dhaka division followed by 3873785 in Chattogram division, Rajshahi division reported 3464063 acceptors. Acceptors size is however, found much smaller in Rangpur, Khulna, Mymensingh and Sylhet which are 2921343, 2793138, 1824782 and 1321894 respectively and in Barishal division it is 1316663.

- b) Out of 64 reporting districts, 63 districts have reported contraceptive acceptance rate of 70 percent and above, 1 district has reported CAR of 60 - 69 percent and no district has reported CAR of < 59 percent.
- c) Out of 490 Upazilas 485 Upazilashave reported CAR at the level >70% and 5 Upazilas have reported CAR level 50-70 percent.

According to the performance of the reporting month (April,21) Joypurhat district recorded the highest achievement rate 101.1%. Dinajpur district has got the 2nd place with 67.6% and Sherpur district has secured the 3rd position with 67.1% of permanent method. Sherpur district has achieved first position with achievement rate 139.8%; Rajbari district has got the 2nd position with achievement rate 135.4% and Faridpur district has recorded the 3rd position with achievement rate 101.4% in IUD. In Implant Joypurhat district has recorded the highest achievement rate with 108.4%, Sherpur district has placed in 2nd position with achievement rate 87.2% and Jhainaidaha district has got the 3rd position with achievement rate 53.9%.



- d) (Table 21) In April National Nutrition services information collected by FP workers are as follows: Number of 213114 mothers received IFA, No. of 166665 babies (up to 6 months) exclusive breast feeding and No. Of 180038 children (6-23 months) feeding complementary foods. No. of 7955 children suffering from MAM and 2068 suffering from SAM and referred. No. of Children Stunting, wasting and under weight are 3226, 2791 and 3708 respectively.
- e) SMC has non reported in April'21.

## Table Analysis:

**Table 1:** Shows contraceptive performance and Achievement Rate in respect of Permanent, Long Acting and Short Acting methods for the reporting month (April'21) and reporting period (July'20 to April'21) against their respective projections. In the reporting month the achievement rates of Permanent method (Male) 16.3%, Permanent method (Female) 45.5% and Permanent method (Total) 33.8%, IUD 43.3%, Implant 28.5%, Injectable 44.9%, Oral Pill 39.6% and Condom 31.2%. From July'20 to April'21 the achievement rates of Permanent method (Male) 27.4%, Permanent method (Female) 65.1% and Permanent method (Total) 50.1%, IUD 56.6%, Implant 80.4%, Injectable 45.6%, Oral Pill 41.5% and Condom 33.5%.

**Table 2:** Shows the divisions according to descending order of achievement rate against their projection of Permanent and Long Acting methods for the period July'20 to April'21.

**Table 3:** Showing the 3(three) districts which achieved the highest achievement rate against Permanent and Long Acting methods of their projections for the period July'20 to April'21.

**Table 4:** Shows 3(three) districts which achieved the lowest achievement rate of Permanent and Long Acting methods against their projections for the period July'20 to April'21.

**Table 5:** Comparative statement of contraceptive performance against their projection between the period July'19 to April'20 and July'20 to April'21. The Achievement Rate of Permanent Method (Male) was 43.1% in the period of July'19 to April'20 but it shows the lower rate 27.4% in the current period. So it is decrease 15.7% than that of July'19 to April'20. Permanent Method (Female) was 68.6% in the period July'19 to April'20 but it shows the lower rate 65.1% in the current period. So it is 3.5% decrease than that of July'19 to April'20. Permanent Method (Total) was 58.4% in the period July'19 to April'20, but it shows the lower rate 50.1% in the current period. So it is 8.3% decrease than that of July'19 to April'20. IUD achieved the 68.5% in the reporting period July'19 to April'20 but it shows the lower rate 56.6% in the current period. So it is 11.9% decrease than that of July'19 to April'20. Implant achieved the 90.8% in the reporting period July'19 to April'20 but it shows the lower rate 80.4% in the current period. So it is 10.4% decrease than that of July'19 to April'20. Injectable achieved the 49.2% in the reporting period July'19 to April'20 but in the current period it shows 45.3%. So Injectable is decrease 3.9% than that of July'19 to April'20. Oral Pill achieved the 49.2% in the reporting period July'19 to April'20 but in the current period (July'20 to April'21) it shows 41.2%. In case of Oral Pill 8.0% decrease than that of July'19 to April'20. In case of Condom it achieved 37.5% in the reporting period July'19 to April'20 but in the current period (April'20 to April'21) it shows 33.3%, which is 4.2% increase than that of July'19 to April'20.

**Table 6:** Comparative status of performance and distribution of contraceptive by methods for the month of March'21 and April'21 based on field worker's report. In comparison with that of previous month Permanent Method (male) -54.1%, Permanent Method (Female) -40.0%, Overall Permanent Method (Total) -43.3%, IUD -47.1%, Implant -76.1%, Injectable -4.3% Oral Pill -5.2% and Condom -10%.

**Table 7:** Shows the share of Government and NGOs and Multisectors by methods in the overall National performance. Government sector has contributed 42.1% in Permanent Method (Male), 84.0% in Permanent Method (Female), 75.9% in Permanent Method (Total), 83.9% in IUD, 89.6% in Implant, 86.0% in Injectable, 91.1% in Oral Pill and 83.7% in Condom in the reporting month April'21. On the other hand NGOs and Multisectors have contributed 57.9% in Permanent Method (Male), 16.0% in Permanent Method (Female), 24.1% in Permanent Method (Total), in IUD 16.1%, in Implant 10.4%, in Injectable 14.0%, in Oral Pill 8.9% and in Condom 16.3% in the reporting month April'21.

**Table 8:** Division wise and NGOs & Multisectoral wise Contraceptive Performance for the month of April'21 are shown in this table. BAVS of Dhaka Division is in the highest position, BAVS of Chittagong Division is in the next and BAVS of Rajshahi Division is in the 3rd position in Permanent method. By NGOs and Multisectorals performance of Total Permanent methods are 1362 in the reporting month, in which Males are 629 and Females are 733. Total IUD and Implant 1476 and 1115 are inserted in the reporting month April'21. Injectable 109105 vials, Oral Pill 470256 cycles and 1214335 of Condom are distributed by NGOs and Multisectorals in the reporting month.

**Table 9:** Shows the projection, performance and achievement rates of Permanent and Long Acting methods in the reporting month April'21 and in the reporting period July'20 to April'21. In the reporting month Joypurhat district has achieved the highest achievement rate of 101.1% and Dinajpur district is the next highest with 67.6% in Permanent Method. In the reporting month Sherpur district has achieved the highest achievement rate of 139.8% and Rajbari district is the next highest with 135.4% in IUD. In the reporting month Joipurhat district has achieved the highest achievement rate of 108.4% in Implant and Sherpur district has achieved the next second highest achievement rate with 87.2%. On the other hand, in the reporting period July'20 to April'21 Joipurhat district has achieved the highest achievement rate of 104.6% in Permanent Method, Sherpur district has achieved the highest achievement rate of 203.3% in IUD and Sherpur district has achieved the highest achievement rate of 173.8% in Implant.

**Table 10:** Shows the projection, performance and achievement rates of Short Acting methods in the reporting month April'21 and in the reporting period July'20 to April'21. In the reporting month Bhola district has achieved the highest achievement rate of 119.6% and Sherpur district is the next highest with 111.1% in Injectable method. Sherpur district has achieved the highest achievement rate of 184.9% in Oral Pill. Sherpur district has achieved the highest achievement rate of 87.5% in Condom. From July'20 to April'21 Bhola district has achieved the highest achievement rate of 116.4% and Sherpur district is the next highest with 112.6% in Injectable, Sherpur district has achieved the highest achievement rate of 201.0% in Oral Pill and Sherpur district has achieved the highest achievement rate of 93.5% in Condom.

**Table 11:** This table shows the Old acceptors, new acceptors and dropout (No method & switch over) cases by districts in the reporting month (April'2021). This table is prepared on the basis of CAR report.

**Table 12:** This table shows the new and total acceptors of the current month in comparison with that of the previous month. The new acceptors of all the methods-, Permanent Method(Male), Permanent Method(Total) have shown decreasing trend but Permanent Method(Female) IUD, Injectable, Oral Pill, Condom and Implant have shown increasing trend. New acceptors are shown depending on the field workers report which collects from their visiting areas. In case of total acceptors Permanent Method (Male), Permanent Method (Female), Permanent Method (Total) IUD, Implant, Injectable, Oral Pill and Condom have shown increasing trend.

**Table 13:** This table shows that Rajshahi division had recorded the highest CAR of 81.34%, next Rangpur division 80.03%, Khulna division 80.01%, Mymensingh division 79.32%, Barishal division 79.21%, Sylhet division 77.54%, Dhaka division 77.30% and Chattogram division 75.42% in the reporting month April'21. Graph-1 shows the division wise CAR for the current month and graph-2 shows the division wise CAR for the current month in comparison with that of previous month.

**Table 14:** Shows that 63 districts have achieved CAR level of 70.0% and above where 1 district has achieved CAR between 60%-69% and no district has achieved CAR between 0-59% in the reporting month April'21. The graph also shows the same in comparison with previous month.

**Table 15:** List of 485 upazilas among the 490, which have achieved CAR >70.0% in the reporting month.

**Table 16:** List of 5 upazilas which have achieved CAR 60-70% in the reporting month. Graph shows that 485 upazilas out of 490 have achieved CAR level >70%, 4 upazilas have achieved CAR level 60%-70% and 1 upazila has achieved CAR level <60% in the current month. There is graphical presentation is also showing both of March'21 and April'21.

**Table 17:** Shows the dropout and switch over by method and by division for the month of April, 21.

**Table 18:**This table shows the Division-wise comparison of Couples, Contraceptive Acceptors and the Acceptance Rate up to the end of April'21.

**Table 19:**This table shows the contraceptive method mix by division for the month of April'21.

**Pie Charts are showing the national and division wise Method-Mix for the month of April'21.**

**Table 21:**This table shows the performance of MCH and Reproductive Health Services during the month of March'21 and April'21.

**Table 21:**This table shows the performance of Nutrition Services for the month March'21 and April'21 collected by family planning workers.

**Annex A:**Annex- A shows comparative summary key performances since November 2020 to April'21.

**Annex B:**Performance of RH-EOC of MCWC including MCHTI, MFSTC and FWVTI-Raj for the month of April'21.

**Annex C:**City Corporation wise Contraceptive Acceptors and Acceptance Rate(CAR) (Partial) at the end of the month of April'21.

**Remarks:**The achievement of Rangpur division, Chattogram division Dhaka division and Sylhet Division are good against their projection in permanent method, IUD and Implant respectively in the reporting month in comparison with that of other divisions.

## **Clarification about the information of summary sheet, table-2 and table-3:**

### **Method Specific Acceptors:**

In the summary sheet, Method Specific Acceptors is shown based on the field workers' (FWA) visit of the reporting month and also the previous month. These are the cumulative figure which includes previous month's acceptors and reporting month's new acceptors collected by the field workers within their working areas.

### **Contraceptive distribution by Method:**

In the summary sheet, Contraceptive Performance by Method is prepared based on the performance and distribution of the reporting month. These figures are actual performance of the reporting month which is not comparable with the information written in method specific acceptors.

### **Table- 9, Table-10 and Table-11**

Performance shown in the table-9 and 10 is the actual performance of the respective month but the new acceptors shown in the table-11 April not be the performance done in the same month. It April happen that the new acceptors accepted method in the previous month but field workers had shown that case in the next month due to their rounding schedule. So the performance of table-9, table-10 will not be the comparable with the new acceptor of table-11.

## Clarification about the information of MCH and Reproductive Health Services:

- Information shown against 'delivery' which were done in MCHTI, MFSTC, MCWCs, UHCs & UH&FWCs is collected through the MIS reporting Form-3. This record is only for DGFP concerned facilities. Deliveries conducted in District Hospitals, Medical Colleges, Private Clinics and performances in the City Corporation (partial) are not included.
- Information shown against the 'live births' conducted at Govt. MCH, DH, MCWC, UHC, UH&FWC, NGOs & Homes is collected by FWAs through field visit. Field workers visit their units monthly and they submit their reports in every month.

## Highest and Lowest performing districts in clinical methods

### Highest performing 3(three) districts in the Month of April'21

Permanent Method				IUD				Implant			
District	Monthly Projec.	Ach. In Reporting Month	Ach. Rate (%)	District	Monthly Projec.	Ach. In Reporting Month	Ach. Rate (%)	District	Monthly Projec.	Ach. In Reporting Month	Ach. Rate (%)
Joipurhat	85	86	101.1	Sherpur	163	228	139.8	Sherpur	400	434	108.4
Dinajpur	321	217	67.6	Rajbari	84	114	135.4	Faridpur	486	424	87.2
Sherpur	172	115	67.1	Faridpur	184	187	101.4	Jhalakati	393	212	53.9

**Congratulations:** We congratulate the districts for their better performance in clinical methods against projections. We hope the officers and staffs who are involved with the activities will continue their better performance in future.

### Lowest performing 3(three) districts in the Month of April'21

Permanent Method				IUD				Implant			
District	Monthly Projec.	Ach. In Reporting Month	Ach. Rate (%)	District	Monthly Projec.	Ach. In Reporting Month	Ach. Rate (%)	District	Monthly Projec.	Ach. In Reporting Month	Ach. Rate (%)
Khagrachhari	200	3	1.5	Sunamganj	565	48	8.5	Moulavibazar	506	18	3.6
Shariatpur	206	5	2.4	Narayanganj	881	98	11.1	Sylhet	750	31	4.1
Bandarban	74	2	2.7	Jamalpur	370	52	14.1	Khagrachhari	276	13	4.7

**Unsatisfactory Performance:** We are sorry for their unsatisfactory low performance in clinical methods against projections. We hope the officers and staffs are involved with the activities will try to overcome from this type of un-satisfactory performance in future.

**Table-1: National Projection, Performance and Achievement Rate of Contraceptive Methods**

Methods	Yearly Projection (2020-21)	Reporting Month		July'20 to April'21	
		Performance (in CYP)	Achi. Rate (%)	Performance (in CYP)	Achi. Rate(%)
Permanent Method (Male)	80000	1087	16.3	18274	27.4
Permanent Method (Female)	120595	4571	45.5	65450	65.1
Permanent Method (Total)	200595	5658	33.8	83724	50.1
IUD	253414	9153	43.3	119558	56.6
Implant	450448	10681	28.5	301925	80.4
Injectables	5197836	194650	44.9	1976833	45.6
Oral Pill	10669243	351737	39.6	3692516	41.5
Condom	1914992	49715	31.2	534781	33.5

**Table-2: List of Divisions according to descending order of Achievement Rate against their projections of Clinical Methods for the period July 2020 to April 2021**

Sl. No.	Permanent Method (Cases)				IUD (Cases)				Implant (Cases)			
	Division	Yearly Projection	Performance	Achi. Rate (%)	Division	Yearly Projection	Performance	Achi. Rate (%)	Division	Yearly Projection	Performance	Achi. Rate (%)
1	Khulna	18401	9394	61.3	Chattogram	49702	33171	80.1	Barishal	15278	21115	165.8
2	Rangpur	21836	11219	61.7	Dhaka	58112	29168	60.2	Khulna	41140	30739	89.7
3	Rajshahi	22552	10686	56.9	Khulna	18928	9673	61.3	Dhaka	88517	60539	82.1
4	Dhaka	56528	26332	55.9	Rajshahi	32865	14280	52.1	Chattogram	85432	57660	81.0
5	Chattogram	35641	13034	43.9	Rangpur	34481	14965	52.1	Sylhet	30496	20532	80.8
6	Barishal	13432	4437	39.6	Barishal	19061	6786	42.7	Rangpur	70256	21115	36.1
7	Mymensingh	13790	4098	35.7	Sylhet	16118	5635	42.0	Rajshahi	64710	42485	78.8
8	Sylhet	18415	4524	29.5	Mymensingh	24147	5880	29.2	Mymensing	38122	22894	72.1

**Table-3: List of 3 (Three) Districts achieved the highest Achievement Rate of Clinical Method against their projections for the period July 2020 to April 2021**

Sl. No.	Permanent Method (Cases)				IUD (Cases)				Implant (Cases)			
	District	Yearly Projection	Performance	Achi. Rate (%)	District	Yearly Projection	Performance	Achi. Rate (%)	District	Yearly Projection	Performance	Achi. Rate (%)
1.	Joipurhat	1021	890	104.6	Sherpur	1957	3316	203.3	Sherpur	5832	8449	173.8
2.	Dinajpur	3851	3119	97.2	Rajbari	1010	1377	163.6	Faridpur	6103	7790	153.2
3.	Jhenaidaha	1977	1418	86.1	Faridpur	2212	2437	132.2	Rajbari	3520	3434	117.1

**Table-4: List of 3 (Three) Districts achieved the lowest Achievement Rate of Clinical Methods against their projections for the period July 2020 to April 2021**

Sl. No.	Permanent Method (Cases)				IUD (Cases)				Implant (Cases)			
	District	Yearly Projection	Performance	Achi. Rate (%)	District	Yearly Projection	Performance	Achi. Rate (%)	District	Yearly Projection	Performance	Achi. Rate (%)
1.	Khagrachhari	2396	3	0.2	Jamalpur	4438	535	14.5	Satkhira	4427	73	2.0
2.	B. Baria	3018	5	0.2	Narayanganj	10574	1547	17.6	Kushtia	7075	151	2.6
3.	Bandarban	886	2	0.3	Sunamganj	6781	1136	20.1	Narail	2700	76	3.4

\*The projection of the last financial year has been followed\*

**Table-5: Comparative Statement of contraceptive performance for the period between July 2019 to April 2020 and July 2020 to April 2021**

Methods	Yearly Projection (2020-2021)	July 2019 to April,2020		Yearly Projection (2020-2021)	July 2020 to April 2021		Change of July'20 to April.'21 over July'19 to April.'20
		Performance (in CYP)	Achi. Rate (%)		Performance (in CYP)	Achi. Rate (%)	
Permanent Method (Male)	80000	28742	43.1	80000	18274	27.4	-15.7
Permanent Method (Female)	120595	68928	68.6	120595	65450	65.1	-3.5
Permanent Method (Total)	200595	97670	58.4	200595	83724	50.1	-8.3
IUD	253414	144744	68.5	253414	119558	56.6	-11.9
Implant	450448	340867	90.8	450448	301925	80.4	-10.4
Injectables	5233417	2146674	49.2	5233417	1976833	45.3	-3.9
Oral Pill	10742277	4404777	49.2	10742277	3692516	41.2	-8.0
Condom	1928101	602454	37.5	1928101	534781	33.3	-4.2

**Table-6: Performance & Distribution of Contraceptives by Method for the month of March 2021 and April 2021**

Method	Performance		% Change of April'21 over March'21
	March'21	April'21	
Permanent Method (Male, Cases)	2366	1087	-54.1
Permanent Method (Female, Cases)	7618	4571	-40.0
Total Permanent Method (Total, Cases)	9984	5658	-43.3
I U D (Cases)	17299	9153	-47.1
Implant (Cases)	44752	10681	-76.1
Injectables (Doses)	813214	778600	-4.3
Oral Pill (Cycles)	5568173	5276059	-5.2
Condom (Pieces)	8281522	7457265	-10.0

**Table :7 Contribution of Government, NGOs and Multisectors in respect of Contraceptive Performance during April 2021**

Method	Performance			Share of Contribution in Percentage	
	Govt.	NGOs & Multisectors	Total	Government	NGOs and Multisectors
Permanent Method (Male, Cases)	458	629	1087	42.1	57.9
Permanent Method (Female, Cases)	3838	733	4571	84.0	16.0
Total Permanent Method (Cases)	4296	1362	5658	75.9	24.1
IUD (Cases)	7677	1476	9153	83.9	16.1
Implant (Cases)	9566	1115	10681	89.6	10.4
Injectable (Doses)	669495	109105	778600	86.0	14.0
Oral Pill (Cycles)	4805803	470256	5276059	91.1	8.9
Condom (Pieces)	6242930	1214335	7457265	83.7	16.3

\*The projection of the last financial year has been followed\*

**Table -8: Division wise and NGO & Multisector wise Contraceptive Performance for the month of April 2021**

Sl No.	NGO and Multisectors	Oral Pill (Cycles)	Condom (Pieces)	Injectable (Vials)	IUD (Cases)	Implant (Nos.)	Permanent Method (Nos.)		
							Male	Female	Total
<b>Rangpur Division</b>									
1	Family Planning Association of Bangladesh (FPAB)	18886	24936	1979	1	16	0	0	0
2	Marie Stopes Clinic	1203	3996	364	42	68	23	8	31
3	Palli Shisu Foundation (PSF)	26818	54932	5703	38	0	0	3	3
4	Sunflower	343	288	104	0	0	0	0	0
5	Shanirvar Bangladesh	1405	1176	498	0	0	0	0	0
6	CMH	275	3780	7	1	0	0	0	0
7	R. H. Steps	486	1372	99	1	0	0	0	0
8	MODEL CLINIC	39	1572	4	0	0	0	8	8
9	MOHILA-O-SHISHU SHASTHA KALLYAN SAMITY	0	0	0	0	0	0	0	0
10	NSDP	0	0	0	0	0	0	0	0
11	IPas Bangladesh	156	100	0	1	3	0	0	0
12	Surjer Hasi Network	6795	8971	3898	1	2	0	0	0
13	Friendship Bangladesh	1374	3836	30	0	0	0	0	0
14	Kanchan	7621	13920	1170	0	5	0	2	2
15	Dhaldanga Bohumukhi Samaj Unnayan Sangstha	10520	3500	1990	0	0	0	0	0
16	Lamb Hospital	21	90	46	0	25	0	5	5
17	KMSS	116	84	67	0	0	0	0	0
18	Dhaldanga Youth Science Club	4790	3100	1520	0	0	0	0	0
19	SAF	444	120	38	0	0	0	0	0
NGO Total		81292	125773	17517	85	119	23	26	49
1	BGB	206	2634	1	0	0	0	0	0
2	Srama Kalyan Kendra	0	0	0	0	0	0	0	0
3	DGHS Health Clinic	294	598	11	3	0	0	0	0
4	CMH	144	2808	3	0	0	0	0	0
Multisector Total		644	6040	15	3	0	0	0	0
NGO & Multisector Total		81936	131813	17532	88	119	23	26	49
<b>Rajshahi Division</b>									
1	Family Planning Association of Bangladesh (FPAB)	32694	127308	2816	11	39	0	0	0
2	BAVS	273	5397	83	4	52	72	24	96
3	Marie Stopes Clinic	363	2216	61	27	28	0	1	1
4	Palli Shisu Foundation (PSF)	11575	40882	3188	6	0	0	0	0
5	Jatio Tarun Shanga	0	12954	795	0	0	0	0	0
6	Bamaneh	9745	11304	2177	0	0	0	0	0
7	Tilottoma	1809	23471	1727	7	6	0	3	3
8	Anonnya Somaj Kallyan Samity	2	5	3	0	0	0	0	0
9	Shanirvar Bangladesh	1900	3180	500	2	0	0	0	0
10	Sromo Kallyan Shangstha	555	1956	0	0	0	0	0	0
11	R. H. Steps	169	1032	17	0	0	0	0	0
12	MR CLINIC	1228	3720	24	0	9	0	0	0
13	MODEL CLINIC	159	2592	26	1	2	0	30	30
14	SHEBA PROKALPO	0	0	0	0	0	0	0	0
15	POLLI SHISHU CLINIC	1845	3252	583	0	0	0	0	0
16	JTS-GONO UNNAYAN ACADEMY	1026	35616	2939	1	0	0	0	0
17	THANGAMARA	115	7800	143	2	14	0	0	0
18	SHASTO KALLYAN SHANGSTHA	0	0	0	0	0	0	0	0
19	Darpon	213	96	45	0	0	0	0	0
20	IPas Bangladesh	617	1572	8	0	1	0	2	2
21	Surjer Hasi Network	888	4128	608	1	0	0	1	1
22	Population Services & Training Centre (PSTC)	32	2108	343	0	0	0	2	2
23	SORNALY	55	170	35	2	0	0	0	0
24	Chardulai	1635	2616	300	0	0	0	0	0
25	KMSS	31	5088	332	0	6	0	4	4
NGO Total		66929	298463	16753	64	157	72	67	139
1	DGHS Health Clinic	1082	1088	19	0	0	0	57	57
Multisector Total		1082	1088	19	0	0	0	57	57
NGO & Multisector Total		68011	299551	16772	64	157	72	124	196
<b>Khulna Division</b>									
1	Family Planning Association of Bangladesh (FPAB)	24200	54279	2811	9	37	0	0	0
2	BAVS	132	140	378	0	1	21	0	21
3	Marie Stopes Clinic	399	1700	36	22	12	0	0	0
4	Palli Shisu Foundation (PSF)	0	0	0	0	0	0	0	0
5	Paribarik Shastha Clinic	3492	6744	776	10	7	0	1	1
6	Jatio Tarun Shanga	6420	10705	1424	0	0	0	0	0
7	Paribar Kallyan Shangstha (PKS)	15972	24176	5053	4	13	0	7	7
8	PSTC	121	2292	235	0	2	0	0	0
9	BRAC	138	600	45	0	0	0	0	0
10	Sromo Kallyan Shangstha	36	60	0	0	0	0	0	0
11	Ad-Din Medical College Hospital	2498	3440	900	1	0	0	19	19
12	CMH	34	1000	4	0	0	0	0	0
13	BWHC	120	300	35	0	0	0	0	0
14	R. H. Steps	771	3084	123	6	0	0	0	0

Sl No.	NGO and Multisectors	Oral Pill (Cycles)	Condom (Pieces)	Injectable (Vials)	IUD (Cases)	Implant (Nos.)	Permanent Method (Nos.)		
							Male	Female	Total
15	VPKA (VP KENDRA)	0	0	0	0	0	0	0	0
16	CRC	818	1354	10	0	0	0	0	0
17	SGS	1880	3580	310	0	0	0	0	0
18	Police Hospital	78	1800	76	0	0	0	0	0
19	Surjer Hasi Network	2966	8221	2055	8	10	0	5	5
20	Friendship Bangladesh	615	2100	75	0	0	0	0	0
21	BNS TITUMIR	201	775	0	0	0	0	0	0
22	Peoples Development Community (PDC)	7120	3520	2410	0	0	0	0	0
23	Urban Health Care	469	1407	260	2	16	0	2	2
24	KMSS	2884	9888	835	0	3	0	3	3
25	Adams	4735	11950	1600	0	0	0	0	0
26	Marie Clinic	21	420	36	14	0	0	0	0
NGO Total		76120	153535	19487	76	101	21	37	58
1	BGB	51	970	8	0	0	0	0	0
2	Biman Bahini	132	2808	4	0	0	0	0	0
3	Paurasova	69	48	0	0	0	0	0	0
4	DGHS Health Clinic	9	90	13	3	0	0	5	5
5	Jessore Cantonmen	1050	8220	18	0	0	0	7	7
Multisector Total		1311	12136	43	3	0	0	12	12
NGO & Multisector Total		77431	165671	19530	79	101	21	49	70
<b>Barishal Division</b>									
1	Family Planning Association of Bangladesh (FPAB)	7704	27874	1826	2	20	8	5	13
2	BAVS	404	2772	154	2	10	42	0	42
3	Marie Stopes Clinic	415	356	71	18	1	4	0	4
4	Paribarik Shastha Clinic	250	868	324	0	0	0	0	0
5	Shanirvar Bangladesh	2485	2892	3726	1	0	0	0	0
6	BRAC	35	120	43	0	0	0	0	0
7	R. H. Steps	246	480	2	5	0	0	0	0
8	IPas Bangladesh	11	50	0	0	0	0	0	0
9	Surjer Hasi Network	593	1593	359	6	22	0	0	0
10	Desh Bangla	1041	1028	159	0	2	0	0	0
11	Urban Primary Health Care Project (UPHCP)	574	876	161	2	0	0	0	0
NGO Total		13758	38909	6825	36	55	54	5	59
1	Srama Kalyan Kendra	36	0	0	0	0	0	0	0
2	DGHS Health Clinic	137	80	5	1	0	0	0	0
Multisector Total		173	80	5	1	0	0	0	0
NGO & Multisector Total		13931	38989	6830	37	55	54	5	59
<b>Dhaka Division</b>									
1	Family Planning Association of Bangladesh (FPAB)	18905	47097	1944	16	33	2	0	2
2	BAVS	1875	12364	944	12	40	164	23	187
3	Marie Stopes Clinic	3374	6532	1063	158	26	3	3	6
4	Paribarik Shastha Clinic	116	696	13	1	0	0	0	0
5	Jatio Tarun Shanga	752	1206	333	0	0	0	0	0
6	Bamaneh	1624	6180	612	7	0	0	0	0
7	Paribar Kallyan Shangstha (PKS)	0	0	0	0	0	0	0	0
8	PSTC	2002	504	500	11	52	5	4	9
9	Shanirvar Bangladesh	9756	16770	3057	15	4	0	14	14
10	BRAC	1285	8660	124	12	5	0	0	0
11	Sromo Kallyan Shangstha	483	3012	0	0	0	0	0	0
12	Ad-Din Medical College Hospital	1250	1992	311	1	8	0	45	45
13	BAPSA	4737	22735	1450	37	21	20	8	28
14	Radda Barnen	360	5688	272	3	0	0	0	0
15	UTPS	5820	7181	524	33	1	0	1	1
16	PSKP	580	0	35	0	0	0	0	0
17	Gono Shastha Kendra	22	20	13	0	0	0	0	0
18	Anirban Sangsad	381	132	95	0	0	0	0	0
19	CMH	279	1460	20	0	0	0	0	0
20	Spire	477	300	30	0	0	0	0	0
21	Shimantik	6717	15820	966	159	35	0	1	1
22	Nagar Unnoyan Somaj Seba Shangstha	363	0	24	0	0	0	0	0
23	TDH CLINIC	1440	3600	30	0	0	0	0	0
24	SHAKTTI FOUNDATION	27	120	5	0	0	0	0	0
25	BWHC	111	1272	173	1	0	0	0	0
26	SUKHI PARIBAR SANGSTHA	0	0	0	0	0	0	0	0
27	Association in Training & Management (AITAM)	63	340	12	0	0	0	0	0
28	R. H. Steps	1457	1776	126	9	7	0	1	1
29	AL-FALAH MOJIN CLINIC	37	144	90	0	0	0	0	0
30	VPKA (VP KENDRA)	10738	36020	2530	0	0	0	0	0
31	MMKS	276	724	64	0	0	0	0	0
32	VFWA	2429	11320	1347	1	0	0	0	0
33	Nari Moytri	1583	5784	628	1	7	0	3	3
34	SGS	382	224	0	0	0	0	0	0
35	CWFD	730	1080	41	7	0	0	0	0
36	Surjer Hasi Network	4242	14127	1641	4	3	0	1	1
37	Kumudini Hospital	247	3600	60	0	0	0	8	8
38	Population Services & Training Centre (PSTC)	5116	3208	393	0	4	0	4	4
39	Jonoseba M&C W Songstha	2056	3384	321	10	0	0	0	0



Sl. No.	NGO and Multisectors	Oral Pill (Cycles)	Condom (Pieces)	Injectable (Vials)	IUD (Cases)	Implant (Nos.)	Permanent Method (Nos.)		
							Male	Female	Total
40	Urban Primary Health Care Project (UPHCP)	2	0	0	0	0	0	0	0
41	Sazeda Foundation	149	492	50	2	0	0	0	0
42	Adarsha Paribar Kalyan Shangsta	0	0	0	0	0	0	0	0
43	Rural Health Development Organization(RHDO)	30	264	19	0	0	0	0	0
44	NAGAR SASTHO KENDRO	166	1194	71	1	2	0	0	0
45	Urban Health Care	109	2592	110	4	5	0	5	5
46	Sonali Din	765	192	40	0	0	0	0	0
47	Ahoshania Mission	2834	14733	829	109	0	30	10	40
48	Active Social Welfare Society	1476	4812	317	4	0	0	0	0
49	MISCS	360	300	50	0	0	0	0	0
50	Bashundhara Ad-din Medical College Hospital	0	0	0	0	3	0	5	5
51	Surjer Hashi Network (Smiling Sun Franchise)	1476	4644	726	3	0	0	0	0
52	Fatema Nursing Home	1400	3600	280	0	0	0	0	0
NGO Total		100859	277895	22283	621	256	224	136	360
1	Biman Bahini	15	360	0	0	0	0	0	0
2	Sir Salimulla Medical College Hospital (Indoor)	220	832	83	62	0	0	22	22
3	BGME	2849	8920	557	0	0	0	0	0
4	DGHS Health Clinic	293	1096	13	26	1	0	2	2
5	Victoria Hospital Narayanganj	198	24	7	3	8	0	3	3
6	Others Private Clinic	0	0	0	0	0	0	155	155
Multisector Total		3575	11232	660	91	9	0	182	182
NGO & Multisector Total		104434	289127	22943	712	265	224	318	542
<b>Mymensingh Division</b>									
1	Family Planning Association of Bangladesh (FPAB)	16908	26691	1209	6	52	0	0	0
2	BAVS	0	0	0	0	0	0	0	0
3	Marie Stopes Clinic	234	420	36	6	10	0	0	0
4	Jatio Tarun Shanga	398	6600	259	0	0	0	0	0
5	Bamaneh	1047	7707	331	0	0	0	0	0
6	Shanirvar Bangladesh	10243	23328	2202	3	0	0	0	0
7	BRAC	0	1740	47	0	0	0	0	0
8	Gono Shastha Kendra	0	0	0	0	0	0	0	0
9	MALANCHA SEBA SAMITY	0	0	0	0	0	0	0	0
10	SUPIRAT	0	0	0	0	0	0	0	0
11	R. H. Steps	133	82	13	5	6	0	34	34
12	MODEL CLINIC	202	2520	13	0	2	0	0	0
13	NSDP	0	0	0	0	0	0	0	0
14	Krishni Bisho	49	0	0	0	0	0	0	0
15	IPas Bangladesh	411	1056	35	7	19	0	34	34
16	Surjer Hasi Network	502	372	259	2	0	1	0	1
17	Friendship Bangladesh	245	210	0	0	0	0	0	0
18	Shastha Prokalpo	12	0	42	0	0	0	6	6
NGO Total		30384	70726	4446	29	89	1	74	75
1	BGB	0	375	0	0	0	0	0	0
2	BGME	1103	6232	98	0	0	0	0	0
3	DGHS Health Clinic	80	0	9	0	0	0	0	0
Multisector Total		1183	6607	107	0	0	0	0	0
NGO & Multisector Total		31567	77333	4553	29	89	1	74	75

Sl. No.	NGO and Multisectors	Oral Pill (Cycles)	Condom (Pieces)	Injectable (Vials)	IUD (Cases)	Implant (Nos.)	Permanent Method (Nos.)		
							Male	Female	Total
<b>Chattogram Division</b>									
1	Family Planning Association of Bangladesh (FPAB)	28668	58409	2682	14	31	0	2	2
2	BAVS	254	4224	123	3	43	130	33	163
3	Concern Women for Family Planning (CWFP)	6	100	0	0	0	0	0	0
4	Marie Stopes Clinic	1494	6640	239	79	33	46	8	54
5	Paribarik Shastha Clinic	407	900	300	1	0	0	0	0
6	Bamaneh	533	715	450	1	0	0	0	0
7	Shanirvar Bangladesh	8555	10663	1333	10	0	0	0	0
8	BRAC	10	0	0	0	0	0	0	0
9	Sromo Kallyan Shangstha	0	0	0	0	0	0	0	0
10	BAPSA	824	1428	77	0	0	0	0	0
11	FDSR	11507	12268	1478	11	7	0	1	1
12	CMH	1264	7558	87	13	5	0	9	9
13	BWHC	58	276	37	1	0	0	0	0
14	SUPIRAT	920	1452	537	7	0	0	0	0
15	PROSHANTI	566	1012	318	2	0	0	0	0
16	NISKRITY	1413	1152	471	5	0	0	0	0
17	IMAGE	1343	4644	439	3	10	0	0	0
18	MOMOTA	3815	10944	780	55	41	0	0	0
19	SUS (TMA , NASIRABAD)	0	0	0	0	0	0	0	0
20	SHED	0	0	0	0	0	0	0	0
21	ISDE	0	0	0	0	0	0	0	0
22	CUFL	68	666	0	0	0	0	0	0
23	JUSH	0	0	0	0	0	0	0	0
24	R. H. Steps	969	2589	415	10	0	0	0	0
25	MODEL CLINIC	1172	1428	19	3	16	0	8	8
26	BANDHAN	878	2156	231	0	0	0	0	0
27	Ghasful	710	8400	30	0	0	0	0	0
28	SMC	543	1008	24	8	5	0	0	0
29	IPas Bangladesh	228	564	18	14	0	0	0	0
30	Surjer Hasi Network	2665	3140	1212	11	0	0	0	0
31	Saya Path	1008	3370	180	13	2	30	0	30
32	B.R.D.B	21	36	42	0	0	0	0	0
33	RTMI	1923	5232	401	14	39	0	0	0
34	NAGAR MATRI SADAN	666	1896	238	22	25	5	8	13
35	Urban Health Care	658	1224	225	7	13	0	0	0
36	Mission Hospital, Chandraghona	800	1200	23	0	0	0	0	0
37	Surjer Hashi Network (Smiling Sun Franchise)	0	0	0	0	0	0	0	0
NGO Total		73946	155294	12409	307	270	211	69	280
1	BGB	33	1096	6	0	0	0	0	0
2	Comilla Cantonment	201	4800	19	0	0	0	4	4
3	Biman Bahini	75	1728	6	1	0	0	0	0
4	Navy	195	5384	15	0	0	0	0	0
5	Railway Hospital	117	144	14	0	0	0	0	0
6	BGC Traust	0	0	0	0	0	0	0	0
7	BGME	28	48	0	0	0	0	0	0
8	DGHS Health Clinic	805	244	25	68	31	0	27	27
9	BKMEA	190	388	14	0	0	0	0	0
10	Others Private Clinic	0	0	0	0	0	0	10	10
11	Worker Welfare Centre	29	348	0	0	0	0	0	0
Multisector Total		1673	14180	99	69	31	0	41	41
NGO & Multisector Total		75619	169474	12508	376	301	211	110	321
<b>Sylhet Division</b>									
1	Family Planning Association of Bangladesh (FPAB)	940	13800	334	0	0	0	3	3
2	BAVS	266	1300	84	0	12	10	0	10
3	Marie Stopes Clinic	899	1082	61	15	6	0	5	5
4	BRAC	235	2136	400	5	6	0	0	0
5	CMH	399	1296	8	0	0	0	0	0
6	Shimantik	8062	7470	3260	29	0	13	17	30
7	BWHC	1662	3230	1166	3	4	0	0	0
8	RED CRESCENT SANGSTHA	77	0	12	0	0	0	0	0
9	R. H. Steps	82	288	118	0	0	0	0	0
10	VARD, SYLHET	0	0	0	0	0	0	0	0
11	Sylhet Samaj Kallyan Sangatha	3190	8133	2757	1	0	0	2	2
12	Surjer Hasi Network	518	1593	199	0	0	0	0	0
13	SUPPS	128	108	18	0	0	0	0	0
14	TIL Welfare Division	21	60	0	0	0	0	0	0
15	Govt. Labour Welfare Center	0	0	0	0	0	0	0	0
NGO Total		16479	40496	8417	53	28	23	27	50
1	BGB	30	924	0	0	0	0	0	0
2	Srama Kalyan Kendra	123	153	0	0	0	0	0	0
3	DGHS Health Clinic	695	804	20	38	0	0	0	0
Multisector Total		848	1881	20	38	0	0	0	0
NGO & Multisector Total		17327	42377	8437	91	28	23	27	50
<b>NGO &amp; Multisector Grand Total of National</b>		<b>470256</b>	<b>1214335</b>	<b>109105</b>	<b>1476</b>	<b>1115</b>	<b>629</b>	<b>733</b>	<b>1362</b>

**Table -9: District wise Projection, Performance and Achievement Rate of Permanent and Long Acting Methods**

District	Permanent Method (Cases)					IUD (Cases)					Implant (Cases)				
	Yearly Projection	Reporting Month		July'20 to April'21		Yearly Projection	Reporting Month		July'20 to April'21		Yearly Projection	Reporting Month		July'20 to April'21	
		Perform.	Achi. Rate(%)	Perform.	Achi. Rate(%)		Perform.	Achi. Rate(%)	Perform.	Achi. Rate(%)		Perform.	Achi. Rate(%)	Perform.	Achi. Rate(%)
Dinajpur	3851	217	67.6	3119	97.2	3257	137	50.5	2610	96.2	15257	332	26.1	13473	106.0
Thakurgaon	1910	103	64.7	1103	69.3	1843	48	31.3	740	48.2	5612	136	29.1	4469	95.6
Panchgarh	1127	54	57.5	625	66.5	1593	51	38.4	688	51.8	4361	80	22.0	2729	75.1
Nilphamari	2197	106	57.9	1190	65.0	2813	159	67.8	1874	79.9	5950	155	31.3	4357	87.9
Rangpur	3621	110	36.5	2151	71.3	5609	194	41.5	2536	54.3	10276	262	30.6	7727	90.2
Kurigram	2322	28	14.5	542	28.0	7436	188	30.3	2353	38.0	10058	158	18.9	3933	46.9
Gaibandha	3600	110	36.7	1623	54.1	6040	201	39.9	2201	43.7	10230	332	38.9	6005	70.4
Lalmonirhat	3208	68	25.4	866	32.4	5890	211	43.0	1963	40.0	8512	172	24.2	3268	46.1
<b>Rangpur Div.</b>	<b>21836</b>	<b>796</b>	<b>43.7</b>	<b>11219</b>	<b>61.7</b>	<b>34481</b>	<b>1189</b>	<b>41.4</b>	<b>14965</b>	<b>52.1</b>	<b>70256</b>	<b>1627</b>	<b>27.8</b>	<b>45961</b>	<b>78.5</b>
Bogura	3973	115	34.7	1744	52.7	5145	111	25.9	2054	47.9	15083	502	39.9	11598	92.3
Joipurhat	1021	86	101.1	890	104.6	1317	84	76.5	763	69.5	4803	434	108.4	4673	116.8
Naogaon	2078	87	50.2	1145	66.1	2031	116	68.5	1417	83.7	9455	121	15.4	5963	75.7
Chapai Nawabganj	2856	79	33.2	1568	65.9	2689	58	25.9	900	40.2	3520	64	21.8	1583	54.0
Rajshahi	4543	134	35.4	2258	59.6	6050	77	15.3	1144	22.7	9978	197	23.7	5544	66.7
Natore	3137	142	54.3	1836	70.2	2856	72	30.3	1067	44.8	7313	81	13.3	4743	77.8
Pabna	1844	24	15.6	345	22.5	4706	169	43.1	2492	63.5	5618	105	22.4	3502	74.8
Seraiganj	3100	69	26.7	900	34.8	8071	403	59.9	4443	66.1	8940	335	45.0	4879	65.5
<b>Rajshahi Div.</b>	<b>22552</b>	<b>736</b>	<b>39.2</b>	<b>10686</b>	<b>56.9</b>	<b>32865</b>	<b>1090</b>	<b>39.8</b>	<b>14280</b>	<b>52.1</b>	<b>64710</b>	<b>1839</b>	<b>34.1</b>	<b>42485</b>	<b>78.8</b>
Kushtia	1989	102	61.5	1405	84.8	2207	28	15.2	708	38.5	7075	83	14.1	151	2.6
Meherpur	907	47	62.2	565	74.8	542	13	28.8	235	52.0	1706	22	15.5	74	5.2
Chuadanga	1657	80	57.9	1158	83.9	1205	30	29.9	574	57.2	3757	110	35.1	181	5.8
Jhenaidaha	1977	80	48.6	1418	86.1	1701	85	60.0	1073	75.7	4717	212	53.9	177	4.5
Magura	1604	45	33.7	626	46.8	1461	74	60.8	752	61.8	3672	108	35.3	146	4.8
Narail	1000	13	15.6	354	42.5	1075	25	27.9	300	33.5	2700	69	30.7	76	3.4
Jashore	2496	53	25.5	983	47.3	3461	82	28.4	1242	43.1	3620	153	50.7	357	11.8
Khulna	2704	97	43.0	1485	65.9	3097	201	77.9	2642	102.4	8067	222	33.0	442	6.6
Bagerhat	1859	40	25.8	584	37.7	2199	75	40.9	1310	71.5	4399	119	32.5	192	5.2
Satkhira	2208	57	31.0	816	44.3	1980	88	53.3	837	50.7	4427	152	41.2	73	2.0
<b>Khulna Div.</b>	<b>18401</b>	<b>614</b>	<b>40.0</b>	<b>9394</b>	<b>61.3</b>	<b>18928</b>	<b>701</b>	<b>44.4</b>	<b>9673</b>	<b>61.3</b>	<b>44140</b>	<b>1250</b>	<b>34.0</b>	<b>1869</b>	<b>5.1</b>
Barguna	1672	73	52.4	823	59.1	2340	41	21.0	654	33.5	5717	179	37.6	3955	83.0
Patuakhali	2441	77	37.9	946	46.5	4037	164	48.7	1796	53.4	7056	281	47.8	5804	98.7
Barishal	2307	87	45.3	1203	62.6	3355	122	43.6	1752	62.7	5968	158	31.8	4260	85.7
Jhalakati	2022	17	10.1	331	19.6	1175	27	27.6	282	28.8	2329	66	34.0	1662	85.6
Bhola	2818	20	8.5	537	22.9	5215	67	15.4	1094	25.2	7518	120	19.2	2645	42.2
Pirojpur	2172	44	24.3	597	33.0	2939	80	32.7	1208	49.3	3187	108	40.7	2789	105.0
<b>Barishal Div.</b>	<b>13432</b>	<b>318</b>	<b>28.4</b>	<b>4437</b>	<b>39.6</b>	<b>19061</b>	<b>501</b>	<b>31.5</b>	<b>6786</b>	<b>42.7</b>	<b>31775</b>	<b>912</b>	<b>34.4</b>	<b>21115</b>	<b>79.7</b>

District	Permanent Method (Cases)				IUD (Cases)				Implant (Cases)						
	Yearly Projection	Reporting Month		July'20 to April'21		Yearly Projection	Reporting Month		July'20 to April'21		Yearly Projection	Reporting Month		July'20 to April'21	
		Perform.	Achi. Rate(%)	Perform.	Achi. Rate(%)		Perform.	Achi. Rate(%)	Perform.	Achi. Rate(%)		Perform.	Achi. Rate(%)	Perform.	Achi. Rate(%)
Gopalganj	2099	64	36.6	1040	59.5	1163	37	38.2	755	77.9	4190	28	8.0	2574	73.7
Madaripur	1218	36	35.5	594	58.5	1618	102	75.6	1166	86.5	5057	98	23.3	2473	58.7
Shariatpur	2470	5	2.4	502	24.4	2660	105	47.4	1203	54.3	3621	70	23.2	2264	75.0
Faridpur	3237	118	43.7	1912	70.9	2212	187	101.4	2437	132.2	6103	221	43.5	7790	153.2
Rajbari	1020	39	45.9	606	71.3	1010	114	135.4	1377	163.6	3520	142	48.4	3434	117.1
Dhaka	12800	619	58.0	7761	72.8	10729	871	97.4	9933	111.1	12795	333	31.2	11041	103.5
Gazipur	4980	16	3.9	589	14.2	6135	117	22.9	1451	28.4	7522	56	8.9	2808	44.8
Munshiganj	3604	44	14.7	751	25.0	3163	101	38.3	902	34.2	4829	67	16.6	1957	48.6
Narayanganj	3193	105	39.5	1804	67.8	10574	98	11.1	1547	17.6	10243	150	17.6	3710	43.5
Narshingdi	4516	199	52.9	2725	72.4	3681	160	52.2	1922	62.7	6081	71	14.0	2953	58.3
Manikganj	5162	149	34.6	2520	58.6	3373	64	22.8	711	25.3	5027	120	28.6	3827	91.4
Tangail	6903	172	29.9	2229	38.7	6979	200	34.4	2888	49.7	10073	445	53.0	7825	93.2
Kishoreganj	5326	58	13.1	983	22.1	4815	103	25.7	1392	34.7	9456	174	22.1	5141	65.2
<b>Dhaka Div.</b>	<b>56528</b>	<b>1624</b>	<b>34.5</b>	<b>24016</b>	<b>51.0</b>	<b>58112</b>	<b>2259</b>	<b>46.6</b>	<b>27684</b>	<b>57.2</b>	<b>88517</b>	<b>1975</b>	<b>26.8</b>	<b>57797</b>	<b>78.4</b>
Jamalpur	2402	71	35.5	110	5.5	4438	52	14.1	535	14.5	8259	244	35.5	3639	52.9
Sherpur	2058	115	67.1	52	3.0	1957	228	139.8	3316	203.3	5832	424	87.2	8449	173.8
Mymensingh	7475	301	48.3	277	4.4	15271	195	15.3	2876	22.6	15025	297	23.7	7883	63.0
Netrokona	1855	60	38.8	64	4.1	2481	47	22.7	637	30.8	9006	127	16.9	5665	75.5
<b>Mymensingh Div.</b>	<b>13790</b>	<b>547</b>	<b>47.6</b>	<b>503</b>	<b>4.4</b>	<b>24147</b>	<b>522</b>	<b>25.9</b>	<b>7364</b>	<b>36.6</b>	<b>38122</b>	<b>1092</b>	<b>34.4</b>	<b>25636</b>	<b>80.7</b>
B. Baria	3018	23	9.1	5	0.2	4889	155	38.0	1998	49.0	8529	89	12.5	6073	85.4
Cumilla	5969	198	39.8	243	4.9	9394	501	64.0	6726	85.9	11247	241	25.7	9001	96.0
Chandpur	3228	98	36.4	143	5.3	4268	270	75.9	3288	92.4	7374	211	34.3	5624	91.5
Feni	2520	58	27.6	64	3.0	2987	197	79.1	2382	95.7	4679	153	39.2	2910	74.6
Noakhali	2568	118	55.1	162	7.6	3260	191	70.3	2890	106.4	9864	228	27.7	7148	87.0
Laxmipur	4427	39	10.6	58	1.6	7039	116	19.8	1529	26.1	8621	57	7.9	2751	38.3
Chattoogram	4983	206	49.6	251	6.0	9482	570	72.1	7848	99.3	15487	261	20.2	12151	94.2
Cox's Bazar	4192	40	11.5	54	1.5	4311	302	84.1	3525	98.1	10746	290	32.4	6528	72.9
Rangamati	1454	5	4.1	12	1.0	1114	51	54.9	755	81.3	2989	90	36.1	1907	76.6
Khagrachhari	2396	3	1.5	3	0.2	1140	72	75.8	1089	114.6	3315	13	4.7	1994	72.2
Bandarban	886	2	2.7	2	0.3	1818	79	52.1	1141	75.3	2581	56	26.0	1573	73.1
<b>Chattoogram Div.</b>	<b>35641</b>	<b>790</b>	<b>26.6</b>	<b>997</b>	<b>3.4</b>	<b>49702</b>	<b>2504</b>	<b>60.5</b>	<b>33171</b>	<b>80.1</b>	<b>85432</b>	<b>1689</b>	<b>23.7</b>	<b>57660</b>	<b>81.0</b>
Sylhet	3750	143	45.8	105	3.4	2200	120	65.5	1591	86.8	9000	31	4.1	5342	71.2
Habiganj	6384	49	9.2	40	0.8	3811	126	39.7	1396	44.0	6977	126	21.7	3987	68.6
Moulavibazar	3099	21	8.1	24	0.9	3326	93	33.6	1512	54.6	6066	18	3.6	3647	72.1
Sunamganj	5182	20	4.6	58	1.3	6781	48	8.5	1136	20.1	8453	122	17.3	7556	107.3
<b>Sylhet Div.</b>	<b>18415</b>	<b>233</b>	<b>15.2</b>	<b>227</b>	<b>1.5</b>	<b>16118</b>	<b>387</b>	<b>28.8</b>	<b>5635</b>	<b>42.0</b>	<b>30496</b>	<b>297</b>	<b>11.7</b>	<b>20532</b>	<b>80.8</b>
<b>National</b>	<b>200595</b>	<b>5658</b>	<b>33.8</b>	<b>5974</b>	<b>3.6</b>	<b>253414</b>	<b>9153</b>	<b>43.3</b>	<b>119558</b>	<b>56.6</b>	<b>453448</b>	<b>10681</b>	<b>28.3</b>	<b>273055</b>	<b>72.3</b>

**Table-10: District wise Projection, Performance and Achievement Rate of Short Acting Methods**

District	Injectables					Oral Pill					Condom				
	Yearly Projection	Reporting Month		July'20 to April'21		Yearly Projection	Reporting Month		July'20 to April'21		Yearly Projection	Reporting Month		July'20 to April'21	
		Perform. (in CYP)	Achi. Rate (%)	Perform.	Achi. Rate(%)		Perform. (in CYP)	Achi. Rate (%)	Perform.	Achi. Rate(%)		Perform. (in CYP)	Achi. Rate (%)	Perform.	Achi. Rate(%)
Dinaipur	124862	3162	30.4	30747	29.5	256295	8710	40.8	87425	40.9	46002	716	18.7	7503	19.6
Thakurgaon	57105	2501	52.6	24330	51.1	117216	3435	35.2	36656	37.5	21039	209	11.9	2251	12.8
Panchgarh	44094	2316	63.0	22547	61.4	90508	3875	51.4	40780	54.1	16245	235	17.4	2415	17.8
Nilphamari	77921	3635	56.0	35455	54.6	159943	4623	34.7	47216	35.4	28708	341	14.3	3556	14.9
Rangpur	121279	5670	56.1	55591	55.0	248941	7890	38.0	72646	35.0	44682	808	21.7	8321	22.3
Kurigram	101175	5685	67.4	54501	64.6	207675	9394	54.3	82968	47.9	37275	767	24.7	8120	26.1
Gaibandha	104087	6813	78.5	66765	77.0	213651	8812	49.5	80641	45.3	38348	942	29.5	10517	32.9
Lalmonirhat	52774	2919	66.4	28344	64.5	108325	3311	36.7	30385	33.7	19443	277	17.1	2933	18.1
<b>Rangpur Div.</b>	<b>683296</b>	<b>32701</b>	<b>57.4</b>	<b>318280</b>	<b>55.9</b>	<b>1402554</b>	<b>50050</b>	<b>42.8</b>	<b>478717</b>	<b>41.0</b>	<b>251741</b>	<b>4295</b>	<b>20.5</b>	<b>45616</b>	<b>21.7</b>
Bogura	145699	4118	33.9	39693	32.7	299066	9151	36.7	95434	38.3	53679	1979	44.2	20018	44.8
Joipurhat	40037	649	19.5	6319	18.9	82181	2024	29.6	22196	32.4	14750	286	23.3	3097	25.2
Noagaon	110993	2601	28.1	24205	26.2	227829	8082	42.6	85050	44.8	40892	904	26.5	9660	28.3
Nawabganj	70947	1938	32.8	17277	29.2	145628	995	8.2	22530	18.6	26138	853	39.2	9298	42.7
Raishahi	115903	3716	38.5	38496	39.9	237907	3999	20.2	53260	26.9	42701	1837	51.6	20338	57.2
Natore	77696	1755	27.1	19772	30.5	159481	2871	21.6	47689	35.9	28625	855	35.8	10263	43.0
Pabna	110935	3678	39.8	44106	47.7	227709	8194	43.2	94234	49.7	40871	1087	31.9	12726	37.4
Seraiganj	123356	5783	56.3	57391	55.8	253204	9958	47.2	104987	49.8	45447	1805	47.7	18143	47.9
<b>Rajshahi Div.</b>	<b>795566</b>	<b>24238</b>	<b>36.6</b>	<b>247259</b>	<b>37.3</b>	<b>1633004</b>	<b>45274</b>	<b>33.3</b>	<b>525380</b>	<b>38.6</b>	<b>293103</b>	<b>9606</b>	<b>39.3</b>	<b>103543</b>	<b>42.4</b>
Kushtia	86570	2967	41.1	30479	42.2	177697	5641	38.1	55163	37.3	31894	978	36.8	10573	39.8
Meherpur	30652	2053	80.4	19164	75.0	62917	1259	24.0	12525	23.9	11293	353	37.5	3640	38.7
Chuadanga	48462	2424	60.0	22789	56.4	99475	2476	29.9	25709	31.0	17855	387	26.0	4321	29.0
Jhenaidaha	73673	1860	30.3	18190	29.6	151224	4031	32.0	42345	33.6	27143	560	24.8	5987	26.5
Magura	36637	1191	39.0	11482	37.6	75203	2913	46.5	27390	43.7	13498	333	29.6	3377	30.0
Narail	29508	918	37.3	8778	35.7	60569	2098	41.6	18978	37.6	10871	370	40.8	3832	42.3
Jashore	115970	5701	59.0	54907	56.8	238045	6689	33.7	69721	35.1	42726	1284	36.1	14782	41.5
Khulna	94014	3671	46.9	36753	46.9	192977	8244	51.3	84315	52.4	34637	1491	51.7	15702	54.4
Bagerhat	58241	1822	37.5	17878	36.8	119547	5087	51.1	52279	52.5	21457	694	38.8	7236	40.5
Satkhira	82439	2708	39.4	25488	37.1	169217	6771	48.0	71251	50.5	30372	998	39.4	10359	40.9
<b>Khulna Div.</b>	<b>656168</b>	<b>25315</b>	<b>46.3</b>	<b>245908</b>	<b>45.0</b>	<b>1346871</b>	<b>45209</b>	<b>40.3</b>	<b>459676</b>	<b>41.0</b>	<b>241746</b>	<b>7448</b>	<b>37.0</b>	<b>79809</b>	<b>39.6</b>
Barguna	37401	1730	55.5	18224	58.5	76770	2956	46.2	31415	49.1	13779	208	18.1	2263	19.7
Patuakhali	63946	3494	65.6	35653	66.9	131258	5451	49.8	54287	49.6	23559	386	19.7	3972	20.2
Barishal	80113	3755	56.2	40672	60.9	164442	5570	40.6	59930	43.7	29515	731	29.7	7328	29.8
Jhalakati	21818	772	42.5	8120	44.7	44783	1333	35.7	14316	38.4	8038	148	22.1	1610	24.0
Bhola	69787	6958	119.6	67709	116.4	143247	3031	25.4	32483	27.2	25711	279	13.0	3037	14.2
Pirojpur	38471	1782	55.6	17820	55.6	78967	4233	64.3	43547	66.2	14174	464	39.3	4852	41.1
<b>Barishal Div.</b>	<b>311535</b>	<b>18491</b>	<b>71.2</b>	<b>188198</b>	<b>72.5</b>	<b>639467</b>	<b>22574</b>	<b>42.4</b>	<b>235978</b>	<b>44.3</b>	<b>114776</b>	<b>2216</b>	<b>23.2</b>	<b>23062</b>	<b>24.1</b>

District	Injectables					Oral Pill					Condom				
	Yearly Projection	Reporting Month		July'20 to April'21		Yearly Projection	Reporting Month		July'20 to April'21		Yearly Projection	Reporting Month		July'20 to April'21	
		Perform. (in CYP)	Achi. Rate (%)	Perform.	Achi. Rate(%)		Perform. (in CYP)	Achi. Rate (%)	Perform.	Achi. Rate(%)		Perform. (in CYP)	Achi. Rate (%)	Perform.	Achi. Rate(%)
Gopalganj	41528	1083	31.3	11824	34.2	85242	3825	53.8	39334	55.4	15300	494	38.7	5330	41.8
Madaripur	44255	1731	46.9	17929	48.6	90840	3208	42.4	32182	42.5	16305	394	29.0	3921	28.9
Shariatpur	40587	1051	31.1	10662	31.5	83311	2178	31.4	24082	34.7	14953	311	25.0	3368	27.0
Faridpur	74597	2007	32.3	20220	32.5	153121	5171	40.5	52844	41.4	27483	946	41.3	10361	45.2
Rajbari	43921	1673	45.7	16514	45.1	90154	2994	39.9	28784	38.3	16181	572	42.4	6496	48.2
Dhaka	138295	6671	57.9	80872	70.2	283869	12390	52.4	139738	59.1	50951	2718	64.0	32352	76.2
Gazipur	79864	1558	23.4	17450	26.2	163932	6362	46.6	65510	48.0	29424	938	38.3	10786	44.0
Munshiganj	56960	1010	21.3	10712	22.6	116917	3960	40.6	40964	42.0	20985	523	29.9	5590	32.0
Narayanganj	100973	4017	47.7	41363	49.2	207260	8598	49.8	87765	50.8	37201	1098	35.4	12077	39.0
Narshingdi	82875	3465	50.2	37046	53.6	170113	6220	43.9	65279	46.0	30533	879	34.5	8898	35.0
Manikganj	57679	1163	24.2	12409	25.8	118393	3264	33.1	36841	37.3	21250	589	33.3	6903	39.0
Tangail	160537	4788	35.8	48729	36.4	329523	7267	26.5	89059	32.4	59145	1446	29.3	14656	29.7
Kishoreganj	106430	3457	39.0	34336	38.7	218462	7677	42.2	80091	44.0	39211	975	29.8	10993	33.6
<b>Dhaka Div.</b>	<b>1028502</b>	<b>33674</b>	<b>39.3</b>	<b>360066</b>	<b>42.0</b>	<b>2111135</b>	<b>73114</b>	<b>41.6</b>	<b>782473</b>	<b>44.5</b>	<b>378922</b>	<b>11883</b>	<b>37.6</b>	<b>131731</b>	<b>41.7</b>
Jamalpur	92055	2206	28.8	22926	29.9	188955	3998	25.4	48752	31.0	33915	572	20.2	5908	20.9
Sherpur	60391	5590	111.1	56689	112.6	123961	19105	184.9	207601	201.0	22249	1623	87.5	17345	93.5
Mymensingh	197852	2647	16.1	30557	18.5	406117	8659	25.6	94445	27.9	72893	996	16.4	11760	19.4
Netrokona	79013	3373	51.2	32709	49.7	162184	8297	61.4	88543	65.5	29110	839	34.6	8345	34.4
<b>Mymensingh Div.</b>	<b>429311</b>	<b>13816</b>	<b>38.6</b>	<b>142881</b>	<b>39.9</b>	<b>881217</b>	<b>40059</b>	<b>54.6</b>	<b>439341</b>	<b>59.8</b>	<b>158167</b>	<b>4030</b>	<b>30.6</b>	<b>43358</b>	<b>32.9</b>
B. Baria	102750	2860	33.4	28751	33.6	210908	5536	31.5	57041	32.5	37855	832	26.4	8678	27.5
Cumilla	212139	7605	43.0	76612	43.3	435444	11136	30.7	115656	31.9	78157	1571	24.1	15799	24.3
Chandpur	89117	3415	46.0	33943	45.7	182925	4629	30.4	47566	31.2	32833	402	14.7	4302	15.7
Feni	52811	2081	47.3	21236	48.3	108402	2699	29.9	28158	31.2	19457	496	30.6	4935	30.4
Noakhali	110735	3719	40.3	35815	38.8	227298	4999	26.4	50026	26.4	40797	733	21.6	7234	21.3
Laxmipur	63330	3741	70.9	36221	68.6	129993	2283	21.1	24343	22.5	23332	211	10.9	2078	10.7
Chattogram	200705	5084	30.4	54985	32.9	411974	10248	29.9	109895	32.0	73944	1413	22.9	16435	26.7
Cox's Bazar	79703	4833	72.8	50616	76.2	163600	5442	39.9	54394	39.9	29364	579	23.7	5927	24.2
Rangamati	19405	652	40.3	6869	42.5	39831	2354	70.9	23711	71.4	7149	260	43.6	2819	47.3
Khagrachhari	21543	848	47.2	8339	46.5	44219	2436	66.1	24587	66.7	7937	191	28.9	2069	31.3
Bandarban	13835	636	55.2	6263	54.3	28397	1398	59.1	14597	61.7	5097	200	47.1	2187	51.5
<b>Chattogram Div.</b>	<b>966073</b>	<b>35474</b>	<b>44.1</b>	<b>359650</b>	<b>44.7</b>	<b>1982991</b>	<b>53160</b>	<b>32.2</b>	<b>549974</b>	<b>33.3</b>	<b>355922</b>	<b>6888</b>	<b>23.2</b>	<b>72463</b>	<b>24.4</b>
Sylhet	113519	5941	62.8	59598	63.0	233014	6682	34.4	66343	34.2	41823	1566	44.9	16895	48.5
Habiganj	74321	1362	22.0	14163	22.9	152554	5447	42.8	54996	43.3	27382	432	18.9	4458	19.5
Moulavibazar	63803	1624	30.5	17053	32.1	130965	3982	36.5	38087	34.9	23506	460	23.5	4515	23.0
Sunamganj	75742	2022	32.0	23782	37.7	155470	6187	47.8	61551	47.5	27905	890	38.3	9335	40.1
<b>Sylhet Div.</b>	<b>327386</b>	<b>10949</b>	<b>40.1</b>	<b>114596</b>	<b>42.0</b>	<b>672002</b>	<b>22298</b>	<b>39.8</b>	<b>220977</b>	<b>39.5</b>	<b>120616</b>	<b>3348</b>	<b>33.3</b>	<b>35203</b>	<b>35.0</b>
<b>National</b>	<b>5197836</b>	<b>194658</b>	<b>44.9</b>	<b>1976838</b>	<b>45.6</b>	<b>10669243</b>	<b>351738</b>	<b>39.6</b>	<b>3692516</b>	<b>41.5</b>	<b>1914992</b>	<b>49714</b>	<b>31.2</b>	<b>534785</b>	<b>33.5</b>

**Table -11: Method wise Users (Normal & Postpartum as Old, New, Dropout, Postpartum Expire) and CAR by District at the end of April 2021**

Name of District	Total Eligible Couple	Oral Pill											Total Oral Pill
		Normal					Postpartum					Postpartum Expire	
		Old	New	Total	Dropout		Old	New	Total	Dropout			
					No Method	Switch Over				No Method	Switch Over		
Dinajpur	667865	254150	1301	255451	950	961	16260	1057	17317	109	151	658	272768
Thakurgaon	305865	114207	559	114766	424	323	5050	333	5383	97	44	229	120149
Panchgarh	237109	96985	610	97595	464	408	3853	359	4212	30	34	178	101807
Nilphamari	415208	158160	906	159066	506	524	7653	470	8123	117	74	339	167189
Rangpur	646821	231497	1631	233128	1032	754	11247	539	11786	107	110	399	244914
Kurigram	539963	197297	1388	198685	879	652	7855	578	8433	105	83	384	207118
Gaibandha	555838	207818	1918	209736	1186	1040	6052	442	6494	72	63	320	216230
Lalmonirhat	282050	95907	779	96686	462	271	4751	273	5024	75	44	173	101710
<b>Rangpur Div.</b>	<b>3650719</b>	<b>1356021</b>	<b>9092</b>	<b>1365113</b>	<b>5903</b>	<b>4933</b>	<b>62721</b>	<b>4051</b>	<b>66772</b>	<b>712</b>	<b>603</b>	<b>2680</b>	<b>1431885</b>
Bogura	775554	300480	1776	302256	1363	1121	12696	976	13672	109	141	2920	315928
Joipurhat	214274	81514	501	82015	349	260	3297	223	3520	13	42	118	85535
Naogaon	593938	248926	1428	250354	1074	624	8984	619	9603	49	60	431	259957
Chapai Nawabganj	380286	136492	673	137165	476	313	4954	353	5307	36	48	214	142472
Rajshahi	620804	200753	2190	202943	1034	973	10159	679	10838	278	197	226	213781
Natore	415292	156828	1214	158042	692	560	7513	561	8074	58	112	310	166116
Pabna	592452	209178	1485	210663	862	501	8581	555	9136	54	97	305	219799
Seraiganj	664775	251197	1657	252854	1114	734	16371	923	17294	134	141	597	270148
<b>Rajshahi Div.</b>	<b>4257375</b>	<b>1585368</b>	<b>10924</b>	<b>1596292</b>	<b>6964</b>	<b>5086</b>	<b>72555</b>	<b>4889</b>	<b>77444</b>	<b>731</b>	<b>838</b>	<b>5121</b>	<b>1673736</b>
Kustia	462255	145687	960	146647	626	441	6765	449	7214	56	83	286	153861
Meherpur	162606	45100	216	45316	143	90	1125	56	1181	3	19	19	46497
Chuadanga	260453	89228	579	89807	376	329	4125	317	4442	33	47	239	94249
Jhenaidaha	395015	147771	1030	148801	621	341	5288	427	5715	101	78	220	154516
Magura	193404	71685	442	72127	354	185	4297	316	4613	42	36	192	76740
Narail	154898	58894	531	59425	274	159	2054	132	2186	33	33	52	61611
Jashore	618029	186184	952	187136	635	429	6963	481	7444	70	129	293	194580
Khulna	500333	178405	3157	181562	1216	689	5492	412	5904	103	86	141	187466
Bagerhat	304368	114793	759	115552	554	331	5931	367	6298	78	74	182	121850
Satkhira	440000	172139	1183	173322	746	488	5707	423	6130	52	51	286	179452
<b>Khulna Div.</b>	<b>3491361</b>	<b>1209886</b>	<b>9809</b>	<b>1219695</b>	<b>5545</b>	<b>3482</b>	<b>47747</b>	<b>3380</b>	<b>51127</b>	<b>571</b>	<b>636</b>	<b>1910</b>	<b>1270822</b>
Barguna	198657	64350	1133	65483	599	525	5299	339	5638	36	134	157	71121
Patuakhali	341624	113623	892	114515	556	408	7742	354	8096	71	123	1204	122611
Barishal	427439	151853	1144	152997	826	455	8297	465	8762	76	46	247	161759
Jhalakati	115502	39859	307	40166	1526	126	2096	140	2236	52	60	47	42402
Bhola	372997	107807	777	108584	515	342	8644	530	9174	42	62	372	117758
Pirojpur	206235	76059	622	76681	530	340	6492	526	7018	91	59	294	83699
<b>Barishal Div.</b>	<b>1662454</b>	<b>553551</b>	<b>4875</b>	<b>558426</b>	<b>4552</b>	<b>2196</b>	<b>38570</b>	<b>2354</b>	<b>40924</b>	<b>368</b>	<b>484</b>	<b>2321</b>	<b>599350</b>

Name of District	Total E. Couple	Oral Pill											Total Oral Pill
		Normal					Postpartum					Postpartum Expire	
		Old	New	Total	Dropout		Old	New	Total	Dropout			
					No Method	Switch Over				No Method	Switch Over		
Gopalganj	222330	86699	494	87193	1273	177	3602	276	3878	45	26	130	91071
Madaripur	235052	82973	484	83457	380	182	4345	278	4623	40	28	223	88080
Shariatpur	216606	72461	433	72894	316	131	4791	229	5020	161	29	153	77914
Faridpur	400034	132874	1240	134114	758	568	5875	426	6301	122	128	224	140415
Rajbari	235832	79796	686	80482	421	285	4200	324	4524	33	77	155	85006
Dhaka	743705	239637	1466	241103	973	577	10033	768	10801	118	101	328	251904
Gazipur	427886	174245	699	174944	527	238	6777	495	7272	57	63	195	182216
Munshiganj	303503	104553	508	105061	349	243	5985	321	6306	30	41	202	111367
Narayanganj	539118	195999	1518	197517	979	661	9737	607	10344	75	96	373	207861
Narsingdi	428743	151982	1010	152992	582	449	7276	443	7719	134	58	273	160711
Manikganj	308880	105717	667	106384	469	254	5120	316	5436	45	46	181	111820
Tangail	850709	331454	1442	332896	1190	569	10903	663	11566	90	80	397	344462
Kishoreganj	569458	218392	3348	221740	2458	622	11395	684	12079	192	166	309	233819
<b>Dhaka Div.</b>	<b>5481856</b>	<b>1976782</b>	<b>13995</b>	<b>1990777</b>	<b>10675</b>	<b>4956</b>	<b>90039</b>	<b>5830</b>	<b>95869</b>	<b>1142</b>	<b>939</b>	<b>3143</b>	<b>2086646</b>
Jamalpur	491046	174380	828	175208	605	370	8525	524	9049	48	39	252	184257
Sherpur	323303	123681	854	124535	624	416	5515	300	5815	51	58	196	130350
Mymensingh	1061282	479110	3112	482222	2252	1089	28818	1793	30611	130	154	1132	512833
Netrokona	423034	174858	1032	175890	797	455	9142	614	9756	79	65	322	185646
<b>Mymensingh Div.</b>	<b>2298665</b>	<b>952029</b>	<b>5826</b>	<b>957855</b>	<b>4278</b>	<b>2330</b>	<b>52000</b>	<b>3231</b>	<b>55231</b>	<b>308</b>	<b>316</b>	<b>1902</b>	<b>1013086</b>
Brahmanbaria	537340	156715	1038	157753	1054	312	13283	727	14010	141	48	461	171763
Cumilla	1127651	377918	2169	380087	1818	939	27468	1364	28832	228	156	800	408919
Chandpur	476535	169957	845	170802	685	331	12814	686	13500	80	62	408	184302
Feni	284315	82962	646	83608	380	259	6422	363	6785	77	74	103	90393
Noakhali	592252	188228	904	189132	914	358	13948	661	14609	132	76	264	203741
Lakshmipur	330196	100297	511	100808	396	158	6885	291	7176	53	22	237	107984
Chattogram	1069155	387982	2342	390324	1567	822	21184	942	22126	202	131	546	412450
Cox's Bazar	430160	138614	1158	139772	811	394	13670	648	14318	109	123	382	154090
Rangamati	101015	38605	233	38838	160	62	1082	103	1185	3	23	75	40023
Khagrachhari	115016	46130	295	46425	190	77	1790	147	1937	75	16	56	48362
Bandarban	73936	21896	442	22338	171	174	2540	258	2798	41	46	111	25136
<b>Chattogram Div.</b>	<b>5137571</b>	<b>1709304</b>	<b>10583</b>	<b>1719887</b>	<b>8146</b>	<b>3886</b>	<b>121086</b>	<b>6190</b>	<b>127276</b>	<b>1141</b>	<b>777</b>	<b>3443</b>	<b>1847163</b>
Sylhet	603812	172220	1942	174162	2366	337	13360	646	14006	144	70	370	188168
Habiganj	397555	147728	1037	148765	1537	267	11577	693	12270	359	66	321	161035
Moulavi Bazar	341295	116894	1067	117961	728	439	6692	725	7417	76	66	268	125378
Sunamganj	363472	116565	1592	118157	1206	554	12270	730	13000	232	134	414	131157
<b>Sylhet Div.</b>	<b>1706134</b>	<b>553407</b>	<b>5638</b>	<b>559045</b>	<b>5837</b>	<b>1597</b>	<b>43899</b>	<b>2794</b>	<b>46693</b>	<b>811</b>	<b>336</b>	<b>1373</b>	<b>605738</b>
<b>National</b>	<b>27686135</b>	<b>9896348</b>	<b>70742</b>	<b>9967090</b>	<b>51900</b>	<b>28466</b>	<b>528617</b>	<b>32719</b>	<b>561336</b>	<b>5784</b>	<b>4929</b>	<b>21893</b>	<b>10528426</b>



Name of District	Condom											Total Condom
	Normal					Postpartum					Postpartum Expire	
	Old	New	Total	Drop out		Old	New	Total	Drop out			
				No Methd	Switch Over				No Methd	Switch Over		
Dinajpur	30278	363	30641	269	153	2144	152	2296	22	33	101	32937
Thakurgaon	10109	99	10208	70	40	483	25	508	2	4	11	10716
Panchgarh	7569	159	7728	78	28	531	39	570	14	7	18	8298
Nilphamari	13237	136	13373	85	90	991	65	1056	17	26	36	14429
Rangpur	29617	478	30095	210	114	1944	189	2133	35	60	36	32228
Kurigram	23703	626	24329	308	126	1643	96	1739	27	11	48	26068
Gaibandha	26168	391	26559	277	134	1481	90	1571	38	11	30	28130
Lalmonirhat	8164	108	8272	137	38	815	36	851	4	4	32	9123
<b>Rangpur Div.</b>	<b>148845</b>	<b>2360</b>	<b>151205</b>	<b>1434</b>	<b>723</b>	<b>10032</b>	<b>692</b>	<b>10724</b>	<b>159</b>	<b>156</b>	<b>312</b>	<b>161929</b>
Bogura	57363	595	57958	289	440	2324	141	2465	18	27	108	60423
Joipurhat	14179	128	14307	51	54	749	29	778	8	9	45	15085
Naogaon	31870	403	32273	723	125	1831	123	1954	14	18	91	34227
Nawabganj	42888	324	43212	219	101	2430	156	2586	15	16	147	45798
Rajshahi	75879	1785	77664	909	745	6227	649	6876	279	267	89	84540
Natore	36666	503	37169	237	158	2057	117	2174	82	47	69	39343
Pabna	46554	351	46905	243	97	2564	104	2668	16	11	79	49573
Serajganj	60496	482	60978	319	136	4534	157	4691	39	38	100	65669
<b>Rajshahi Div.</b>	<b>365895</b>	<b>4571</b>	<b>370466</b>	<b>2990</b>	<b>1856</b>	<b>22716</b>	<b>1476</b>	<b>24192</b>	<b>471</b>	<b>433</b>	<b>728</b>	<b>394658</b>
Kustia	50547	511	51058	242	143	2882	171	3053	34	22	94	54111
Meherpur	14993	121	15114	57	49	627	46	673	6	3	16	15787
Chuadanga	18562	157	18719	99	45	1002	52	1054	6	14	474	19773
Jhenaidaha	28989	268	29257	148	64	1816	129	1945	307	25	49	31202
Magura	11858	124	11982	80	39	1101	53	1154	19	33	23	13136
Narail	12737	119	12856	90	40	629	27	656	17	7	5	13512
Jashore	51985	434	52419	265	144	2995	141	3136	31	33	105	55555
Khulna	52238	1012	53250	595	131	1932	94	2026	34	27	52	55276
Bagerhat	20733	369	21102	212	130	1404	88	1492	34	25	18	22594
Satkhira	28105	270	28375	151	131	1624	89	1713	25	11	80	30088
<b>Khulna Div.</b>	<b>290747</b>	<b>3385</b>	<b>294132</b>	<b>1939</b>	<b>916</b>	<b>16012</b>	<b>890</b>	<b>16902</b>	<b>513</b>	<b>200</b>	<b>916</b>	<b>311034</b>
Barguna	5326	184	5510	94	89	604	36	640	7	12	10	6150
Patuakhali	12424	198	12622	105	80	1168	55	1223	18	18	11	13845
Barishal	25962	311	26273	240	189	2158	113	2271	27	18	50	28544
Jhalakati	6026	88	6114	73	31	457	38	495	14	13	4	6609
Bhola	12711	230	12941	204	78	793	49	842	8	5	15	13783
Pirojpur	10719	159	10878	112	60	837	61	898	14	5	33	11776
<b>Barishal Div.</b>	<b>73168</b>	<b>1170</b>	<b>74338</b>	<b>828</b>	<b>527</b>	<b>6017</b>	<b>352</b>	<b>6369</b>	<b>88</b>	<b>71</b>	<b>123</b>	<b>80707</b>

Name of District	Condom											Total Condom
	Normal					Postpartum					Postpartum Expire	
	Old	New	Total	Drop out		Old	New	Total	Drop out			
				No Methd	Switch Over				No Methd	Switch Over		
Gopalganj	22199	268	22467	217	105	1586	77	1663	20	16	50	24130
Madaripur	15148	138	15286	113	33	1610	69	1679	22	16	22	16965
Shariatpur	18253	215	18468	100	44	1497	44	1541	15	8	38	20009
Faridpur	42593	545	43138	238	151	2572	203	2775	60	28	91	45913
Rajbari	19742	310	20052	145	51	1391	81	1472	41	11	35	21524
Dhaka	75570	613	76183	345	187	5065	281	5346	44	47	166	81529
Gazipur	33404	211	33615	141	57	2172	71	2243	20	15	30	35858
Munshiganj	28931	209	29140	125	74	2468	100	2568	13	16	58	31708
Narayanganj	39559	441	40000	348	222	3675	174	3849	51	47	123	43849
Narsingdi	30427	476	30903	203	111	2695	124	2819	25	22	64	33722
Manikganj	29541	294	29835	202	100	1696	146	1842	17	14	75	31677
Tangail	65454	494	65948	298	123	3095	181	3276	55	34	65	69224
Kishoreganj	31025	651	31676	432	388	3071	212	3283	93	61	65	34959
<b>Dhaka Div.</b>	<b>451846</b>	<b>4865</b>	<b>456711</b>	<b>2907</b>	<b>1646</b>	<b>32593</b>	<b>1763</b>	<b>34356</b>	<b>476</b>	<b>335</b>	<b>882</b>	<b>491067</b>
Jamalpur	27293	175	27468	100	52	1803	83	1886	15	9	20	29354
Sherpur	15523	159	15682	80	30	894	30	924	11	19	34	16606
Mymensingh	47299	658	47957	444	238	4149	303	4452	33	21	114	52409
Netrokona	15140	256	15396	181	98	1659	78	1737	20	13	59	17133
<b>Mymensingh Div.</b>	<b>105255</b>	<b>1248</b>	<b>106503</b>	<b>805</b>	<b>418</b>	<b>8505</b>	<b>494</b>	<b>8999</b>	<b>79</b>	<b>62</b>	<b>227</b>	<b>115502</b>
Brahmanbaria	33530	322	33852	407	75	2821	141	2962	182	14	58	36814
Cumilla	67098	680	67778	485	221	6929	374	7303	92	53	199	75081
Chandpur	22745	240	22985	163	85	2325	128	2453	12	21	41	25438
Feni	18922	212	19134	160	95	2270	117	2387	18	19	26	21521
Noakhali	37949	266	38215	318	57	4305	168	4473	47	12	34	42688
Lakshmipur	15310	118	15428	91	30	1601	69	1670	10	15	44	17098
Chattogram	74368	749	75117	477	239	6982	306	7288	67	46	174	82405
Cox's Bazar	19774	256	20030	159	68	2636	129	2765	29	13	26	22795
Rangamati	6114	67	6181	29	17	299	8	307	3	0	9	6488
Khagrachhari	3708	37	3745	18	14	237	12	249	1	3	4	3994
Bandarban	3600	142	3742	126	61	444	50	494	14	9	6	4236
<b>Chattogram Div.</b>	<b>303118</b>	<b>3089</b>	<b>306207</b>	<b>2433</b>	<b>962</b>	<b>30849</b>	<b>1502</b>	<b>32351</b>	<b>475</b>	<b>205</b>	<b>621</b>	<b>338558</b>
Sylhet	52157	625	52782	1095	74	4834	200	5034	45	17	58	57816
Habiganj	21363	256	21619	232	50	2520	110	2630	33	7	30	24249
Moulavi Bazar	18135	276	18411	193	91	1402	147	1549	24	15	22	19960
Sunamganj	24844	608	25452	498	191	3907	274	4181	110	35	114	29633
<b>Sylhet Div.</b>	<b>116499</b>	<b>1765</b>	<b>118264</b>	<b>2018</b>	<b>406</b>	<b>12663</b>	<b>731</b>	<b>13394</b>	<b>212</b>	<b>74</b>	<b>224</b>	<b>131658</b>
<b>National</b>	<b>1855373</b>	<b>22453</b>	<b>1877826</b>	<b>15354</b>	<b>7454</b>	<b>139387</b>	<b>7900</b>	<b>147287</b>	<b>2473</b>	<b>1536</b>	<b>4033</b>	<b>2025113</b>

Name of District	Injectable												Total Injectable
	Normal					Postpartum						Postpartum Expire	
	Old	New	Total	Drop out		Old	New	Total	Drop out				
				No Methd	Switch Over				No Methd	Switch Over			
Dinajpur	69127	471	69598	325	338	3034	150	3184	27	35	118	72782	
Thakurgaon	58045	269	58314	217	311	1378	51	1429	10	5	37	59743	
Panchgarh	39335	326	39661	268	267	852	43	895	9	7	48	40556	
Nilphamari	68200	433	68633	258	304	2785	138	2923	23	28	90	71556	
Rangpur	104005	732	104737	510	684	3657	173	3830	65	105	74	108567	
Kurigram	107872	894	108766	612	565	2104	114	2218	23	411	66	110984	
Gaibandha	95438	976	96414	727	554	2393	101	2494	60	21	71	98908	
Lalmonirhat	57291	376	57667	222	203	1509	60	1569	14	12	95	59236	
<b>Rangpur Div.</b>	<b>599313</b>	<b>4477</b>	<b>603790</b>	<b>3139</b>	<b>3226</b>	<b>17712</b>	<b>830</b>	<b>18542</b>	<b>231</b>	<b>624</b>	<b>599</b>	<b>622332</b>	
Bogura	103427	665	104092	437	361	2904	159	3063	15	21	127	107155	
Joipurhat	23593	131	23724	61	56	559	26	585	5	6	12	24309	
Naogaon	53987	506	54493	326	257	1507	65	1572	15	39	58	56065	
Nawabganj	51303	253	51556	222	185	1218	45	1263	21	10	49	52819	
Rajshahi	86158	1381	87539	693	812	4235	337	4572	123	135	55	92111	
Natore	45553	504	46057	232	301	1472	72	1544	18	33	41	47601	
Pabna	100629	365	100994	296	176	2809	71	2880	13	16	58	103874	
Serajganj	117467	737	118204	348	314	4599	120	4719	40	34	123	122923	
<b>Rajshahi Div.</b>	<b>582117</b>	<b>4542</b>	<b>586659</b>	<b>2615</b>	<b>2462</b>	<b>19303</b>	<b>895</b>	<b>20198</b>	<b>250</b>	<b>294</b>	<b>523</b>	<b>606857</b>	
Kustia	70123	476	70599	198	237	2215	92	2307	19	13	70	72906	
Meherpur	34218	158	34376	78	126	494	46	540	0	2	13	34916	
Chuadanga	51228	269	51497	168	193	1316	82	1398	10	24	48	52895	
Jhenaidaha	48140	285	48425	173	164	1578	65	1643	21	37	23	50068	
Magura	25392	193	25585	96	104	1456	52	1508	3	2	44	27093	
Narail	17502	125	17627	81	74	416	12	428	2	6	4	18055	
Jashore	123874	463	124337	355	294	3140	83	3223	17	29	66	127560	
Khulna	67775	1000	68775	506	375	1609	71	1680	16	15	24	70455	
Bagerhat	40839	437	41276	281	241	1374	69	1443	15	16	21	42719	
Satkhira	64894	356	65250	193	162	1260	53	1313	10	7	55	66563	
<b>Khulna Div.</b>	<b>543985</b>	<b>3762</b>	<b>547747</b>	<b>2129</b>	<b>1970</b>	<b>14858</b>	<b>625</b>	<b>15483</b>	<b>113</b>	<b>151</b>	<b>368</b>	<b>563230</b>	
Barguna	37120	590	37710	310	326	1593	63	1656	49	21	34	39366	
Patuakhali	70159	495	70654	278	1581	2621	107	2728	66	29	76	73382	
Barishal	62105	589	62694	436	316	2791	104	2895	34	15	68	65589	
Jhalakati	15977	165	16142	125	45	462	39	501	20	15	14	16643	
Bhola	111466	666	112132	774	644	3707	151	3858	27	43	111	115990	
Pirojpur	28443	318	28761	242	154	1038	44	1082	12	8	44	29843	
<b>Barishal Div.</b>	<b>325270</b>	<b>2823</b>	<b>328093</b>	<b>2165</b>	<b>3066</b>	<b>12212</b>	<b>508</b>	<b>12720</b>	<b>208</b>	<b>131</b>	<b>347</b>	<b>340813</b>	

Name of District	Injectable											Total Injectable
	Normal					Postpartum						
	Old	New	Total	Drop out		Old	New	Total	Drop out		Postpartum Expire	
				No Methd	Switch Over				No Methd	Switch Over		
Gopalganj	21363	260	21623	142	77	917	27	944	3	3	16	22567
Madaripur	34762	189	34951	137	111	1620	36	1656	17	22	34	36607
Shariatpur	30481	184	30665	186	98	1412	29	1441	11	1	22	32106
Faridpur	43904	489	44393	259	204	1078	58	1136	35	21	37	45529
Rajbari	31994	252	32246	170	145	1122	40	1162	9	10	25	33408
Dhaka	91343	590	91933	307	243	3757	132	3889	51	31	74	95822
Gazipur	40318	222	40540	135	66	1192	38	1230	1	4	28	41770
Munshiganj	31737	134	31871	119	92	1546	38	1584	39	9	23	33455
Narayanganj	71501	644	72145	381	277	3071	89	3160	29	23	88	75305
Narshingdi	64190	436	64626	315	407	2662	96	2758	52	36	44	67384
Manikganj	34932	306	35238	222	126	1141	54	1195	11	10	24	36433
Tangail	99551	515	100066	453	248	2124	71	2195	36	15	55	102261
Kishoreganj	65130	908	66038	550	529	3154	167	3321	61	53	54	69359
<b>Dhaka Div.</b>	<b>661206</b>	<b>5129</b>	<b>666335</b>	<b>3376</b>	<b>2623</b>	<b>24796</b>	<b>875</b>	<b>25671</b>	<b>355</b>	<b>238</b>	<b>524</b>	<b>692006</b>
Jamalpur	85390	274	85664	264	161	2588	75	2663	22	5	38	88327
Sherpur	51782	207	51989	187	121	1328	35	1363	12	21	47	53352
Mymensingh	118497	950	119447	665	488	5927	213	6140	92	25	198	125587
Netrokona	47808	416	48224	296	252	3221	108	3329	33	11	77	51553
<b>Mymensingh Div.</b>	<b>303477</b>	<b>1847</b>	<b>305324</b>	<b>1412</b>	<b>1022</b>	<b>13064</b>	<b>431</b>	<b>13495</b>	<b>159</b>	<b>62</b>	<b>360</b>	<b>318819</b>
Brahmanbaria	68652	412	69064	555	131	3800	123	3923	107	8	75	72987
Cumilla	172743	951	173694	737	451	8725	375	9100	87	60	141	182794
Chandpur	73932	383	74315	330	231	3287	124	3411	14	32	88	77726
Feni	39093	309	39402	217	130	2309	92	2401	22	12	22	41803
Noakhali	93666	418	94084	421	123	6433	168	6601	39	17	84	100685
Lakshmipur	68365	299	68664	213	66	3752	195	3947	20	7	89	72611
Chattogram	112927	847	113774	601	393	7080	226	7306	55	38	129	121080
Cox's Bazar	87705	752	88457	515	266	7579	273	7852	66	55	136	96309
Rangamati	13268	88	13356	71	62	389	10	399	3	0	8	13755
Khagrachhari	16538	83	16621	67	48	502	5	507	3	2	6	17128
Bandarban	11475	174	11649	189	102	862	45	907	15	10	13	12556
<b>Chattogram Div.</b>	<b>758364</b>	<b>4716</b>	<b>763080</b>	<b>3916</b>	<b>2003</b>	<b>44718</b>	<b>1636</b>	<b>46354</b>	<b>431</b>	<b>241</b>	<b>791</b>	<b>809434</b>
Sylhet	97125	712	97837	553	104	5921	133	6054	68	29	67	103891
Habiganj	41910	270	42180	302	95	3377	70	3447	10	3	25	45627
Moulavi Bazar	39343	276	39619	286	129	1432	47	1479	15	13	13	41098
Sunamganj	46948	637	47585	444	225	3848	152	4000	36	20	51	51585
<b>Sylhet Div.</b>	<b>225326</b>	<b>1895</b>	<b>227221</b>	<b>1585</b>	<b>553</b>	<b>14578</b>	<b>402</b>	<b>14980</b>	<b>129</b>	<b>65</b>	<b>156</b>	<b>242201</b>
<b>National</b>	<b>3999058</b>	<b>29191</b>	<b>4028249</b>	<b>20337</b>	<b>16925</b>	<b>161241</b>	<b>6202</b>	<b>167443</b>	<b>1876</b>	<b>1806</b>	<b>3668</b>	<b>4195692</b>

Name of District	IUD											Total IUD
	Normal					Postpartum						
	Old	New	Total	Drop out		Old	New	Total	Drop out		Postpartum Expire	
				No Methd	Switch Over				No Methd	Switch Over		
Dinajpur	9995	60	10055	35	34	340	14	354	4	3	10	10409
Thakurgaon	1794	6	1800	6	1	69	3	72	0	0	2	1872
Panchgarh	3962	10	3972	8	9	55	0	55	1	0	1	4027
Nilphamari	5532	41	5573	25	31	231	4	235	0	1	5	5808
Rangpur	13191	52	13243	67	14	547	4	551	2	1	9	13794
Kurigram	11605	92	11697	48	33	166	6	172	3	1	4	11869
Gaibandha	17067	54	17121	114	46	297	3	300	3	0	6	17421
Lalmonirhat	2602	32	2634	105	32	141	8	149	1	2	2	2783
<b>Rangpur Div.</b>	<b>65748</b>	<b>347</b>	<b>66095</b>	<b>408</b>	<b>200</b>	<b>1846</b>	<b>42</b>	<b>1888</b>	<b>14</b>	<b>8</b>	<b>39</b>	<b>67983</b>
Bogra	19185	41	19226	64	25	226	7	233	5	0	6	19459
Joipurhat	3092	19	3111	4	9	48	0	48	0	0	2	3159
Naogaon	10105	42	10147	38	22	239	12	251	89	0	10	10398
Nawabganj	5280	22	5302	12	7	158	2	160	2	0	4	5462
Rajshahi	7089	35	7124	25	20	198	4	202	1	1	5	7326
Natore	7649	32	7681	19	17	168	9	177	3	3	7	7858
Pabna	21402	45	21447	76	18	204	10	214	15	1	2	21661
Serajganj	20445	149	20594	68	36	1481	9	1490	5	1	3	22084
<b>Rajshahi Div.</b>	<b>94247</b>	<b>385</b>	<b>94632</b>	<b>306</b>	<b>154</b>	<b>2722</b>	<b>53</b>	<b>2775</b>	<b>120</b>	<b>6</b>	<b>39</b>	<b>97407</b>
Kustia	4736	12	4748	14	10	63	2	65	1	0	3	4813
Meherpur	2040	1	2041	4	5	27	0	27	0	0	2	2068
Chuadanga	4410	22	4432	16	8	100	5	105	0	0	2	4537
Jhenaidaha	7213	21	7234	27	12	154	2	156	0	0	2	7390
Magura	3764	30	3794	6	10	175	7	182	7	0	1	3976
Narail	4380	4	4384	29	5	45	0	45	0	1	1	4429
Jashore	16767	36	16803	33	19	346	4	350	1	2	7	17153
Khulna	12739	56	12795	50	25	456	9	465	228	2	10	13260
Bagerhat	9670	38	9708	37	15	381	3	384	0	0	1	10092
Satkhira	9467	22	9489	17	4	428	2	430	1	2	5	9919
<b>Khulna Div.</b>	<b>75186</b>	<b>242</b>	<b>75428</b>	<b>233</b>	<b>113</b>	<b>2175</b>	<b>34</b>	<b>2209</b>	<b>238</b>	<b>7</b>	<b>34</b>	<b>77637</b>
Barguna	4285	29	4314	21	14	116	1	117	2	1	1	4431
Patuakhali	8162	40	8202	30	22	445	8	453	2	0	7	8655
Barishal	12021	36	12057	47	20	379	3	382	0	0	5	12439
Jhalakati	4479	10	4489	19	11	85	4	89	2	2	2	4578
Bhola	10788	31	10819	18	12	278	9	287	0	0	3	11106
Pirojpur	9055	30	9085	36	26	231	4	235	0	2	5	9320
<b>Barishal Div.</b>	<b>48790</b>	<b>176</b>	<b>48966</b>	<b>171</b>	<b>105</b>	<b>1534</b>	<b>29</b>	<b>1563</b>	<b>6</b>	<b>5</b>	<b>23</b>	<b>50529</b>

Name of District	IUD											Total IUD
	Normal					Postpartum						
	Old	New	Total	Drop out		Old	New	Total	Drop out		Postpartum Expire	
				No Methd	Switch Over				No Methd	Switch Over		
Gopalganj	4362	9	4371	14	4	102	1	103	0	0	4	4474
Madaripur	7396	43	7439	27	10	272	7	279	0	0	4	7718
Shariatpur	8987	42	9029	37	12	272	1	273	4	2	8	9302
Faridpur	14399	75	14474	65	20	298	10	308	2	1	23	14782
Rajbari	5965	25	5990	25	14	97	0	97	1	1	3	6087
Dhaka	21037	85	21122	40	23	782	21	803	3	2	9	21925
Gazipur	8915	21	8936	19	6	139	4	143	1	0	0	9079
Munshiganj	7430	13	7443	43	17	349	4	353	3	2	11	7796
Narayanganj	11494	41	11535	45	24	398	5	403	4	2	2	11938
Narsingdi	14872	34	14906	27	22	430	7	437	2	1	6	15343
Manikganj	6976	23	6999	21	15	89	3	92	0	0	7	7091
Tangail	20345	81	20426	72	25	311	4	315	3	5	5	20741
Kishoreganj	19042	73	19115	70	45	671	15	686	3	7	3	19801
<b>Dhaka Div.</b>	<b>151220</b>	<b>565</b>	<b>151785</b>	<b>505</b>	<b>237</b>	<b>4210</b>	<b>82</b>	<b>4292</b>	<b>26</b>	<b>23</b>	<b>85</b>	<b>156077</b>
Jamalpur	14599	29	14628	24	11	254	3	257	5	0	3	14885
Sherpur	6766	11	6777	12	9	61	4	65	0	0	3	6842
Mymensingh	21648	66	21714	42	41	625	7	632	12	2	3	22346
Netrokona	7618	19	7637	30	14	389	1	390	2	1	1	8027
<b>Mymensingh Div.</b>	<b>50631</b>	<b>125</b>	<b>50756</b>	<b>108</b>	<b>75</b>	<b>1329</b>	<b>15</b>	<b>1344</b>	<b>19</b>	<b>3</b>	<b>10</b>	<b>52100</b>
Brahmanbaria	17443	39	17482	140	31	610	14	624	3	1	9	18106
Cumilla	36843	208	37051	142	50	1998	95	2093	25	18	30	39144
Chandpur	12777	72	12849	62	44	1211	36	1247	2	7	25	14096
Feni	9934	48	9982	30	17	850	68	918	1	1	3	10900
Noakhali	18073	54	18127	66	10	1343	13	1356	3	2	12	19483
Lakshmipur	8007	15	8022	52	5	442	9	451	3	0	7	8473
Chattogram	41629	129	41758	155	53	1803	39	1842	4	2	31	43600
Cox's Bazar	11537	22	11559	50	7	1309	32	1341	3	0	14	12900
Rangamati	4946	16	4962	22	12	322	9	331	2	0	13	5293
Khagrachhari	3921	18	3939	18	5	192	5	197	0	0	0	4136
Bandarban	3845	15	3860	55	31	363	10	373	2	2	5	4233
<b>Chattogram Div.</b>	<b>168955</b>	<b>636</b>	<b>169591</b>	<b>792</b>	<b>265</b>	<b>10443</b>	<b>330</b>	<b>10773</b>	<b>48</b>	<b>33</b>	<b>149</b>	<b>180364</b>
Sylhet	15696	19	15715	46	16	889	8	897	6	0	23	16612
Habiganj	10040	7	10047	17	5	794	33	827	2	0	8	10874
Moulavi Bazar	10989	24	11013	40	20	501	22	523	4	3	5	11536
Sunamganj	12685	10	12695	39	12	750	17	767	2	0	3	13462
<b>Sylhet Div.</b>	<b>49410</b>	<b>60</b>	<b>49470</b>	<b>142</b>	<b>53</b>	<b>2934</b>	<b>80</b>	<b>3014</b>	<b>14</b>	<b>3</b>	<b>39</b>	<b>52484</b>
<b>National</b>	<b>704187</b>	<b>2536</b>	<b>706723</b>	<b>2665</b>	<b>1202</b>	<b>27193</b>	<b>665</b>	<b>27858</b>	<b>485</b>	<b>88</b>	<b>418</b>	<b>734581</b>

Name of District	Implant											Total Implant
	Normal			Drop out		Postpartum			Drop out		Postpartum Expire	
	Old	New	Total	No Methd	Switch Over	Old	New	Total	No Methd	Switch Over		
Dinajpur	40295	293	40588	129	212	2498	67	2565	10	10	82	43153
Thakurgaon	13434	78	13512	51	69	326	13	339	2	0	12	13851
Panchgarh	12625	56	12681	31	51	272	10	282	1	0	5	12963
Nilphamari	18862	58	18920	65	54	991	11	1002	1	5	40	19922
Rangpur	31678	156	31834	111	64	1330	21	1351	8	3	25	33185
Kurigram	18447	84	18531	84	72	793	9	802	3	3	24	19333
Gaibandha	28222	46	28268	133	91	993	7	1000	8	1	20	29268
Lalmonirhat	12706	57	12763	33	44	487	10	497	15	4	18	13260
<b>Rangpur Div.</b>	<b>176269</b>	<b>828</b>	<b>177097</b>	<b>637</b>	<b>657</b>	<b>7690</b>	<b>148</b>	<b>7838</b>	<b>48</b>	<b>26</b>	<b>226</b>	<b>184935</b>
Bogura	51671	256	51927	193	221	2454	52	2506	6	4	88	54433
Joipurhat	14595	164	14759	25	48	694	29	723	1	2	47	15482
Naogaon	22464	138	22602	113	111	837	11	848	5	3	32	23450
Nawabganj	6955	82	7037	18	47	249	6	255	7	0	10	7292
Rajshahi	20242	151	20393	74	101	1026	19	1045	3	0	16	21438
Natore	20296	167	20463	71	96	1150	42	1192	14	5	37	21655
Pabna	22562	84	22646	42	54	659	20	679	1	5	8	23325
Seraiganj	20998	95	21093	65	83	1119	15	1134	9	2	24	22227
<b>Rajshahi Div.</b>	<b>179783</b>	<b>1137</b>	<b>180920</b>	<b>601</b>	<b>761</b>	<b>8188</b>	<b>194</b>	<b>8382</b>	<b>46</b>	<b>21</b>	<b>262</b>	<b>189302</b>
Kustia	11993	95	12088	32	35	411	15	426	0	2	17	12514
Meherpur	3436	5	3441	6	8	70	0	70	0	1	0	3511
Chuadanga	9445	102	9547	18	34	314	18	332	3	8	22	9879
Jhenaidaha	16365	76	16441	56	41	698	22	720	1	4	12	17161
Magura	9488	39	9527	40	19	599	11	610	3	3	12	10137
Narail	6325	7	6332	14	8	224	2	226	0	0	1	6558
Jashore	29030	64	29094	58	53	1119	10	1129	2	2	24	30223
Khulna	29682	136	29818	91	47	980	14	994	3	2	192	30812
Bagerhat	13942	46	13988	27	25	915	2	917	1	592	14	14905
Satkhira	15690	33	15723	28	42	566	1	567	0	0	19	16290
<b>Khulna Div.</b>	<b>145396</b>	<b>603</b>	<b>145999</b>	<b>370</b>	<b>312</b>	<b>5896</b>	<b>95</b>	<b>5991</b>	<b>13</b>	<b>614</b>	<b>313</b>	<b>151990</b>
Barguna	12456	69	12525	30	31	726	14	740	5	10	23	13265
Patuakhali	22034	25	22059	61	62	1192	31	1223	3	3	14	23282
Barishal	20920	44	20964	59	37	1000	5	1005	2	3	25	21969
Jhalakati	6576	13	6589	20	4	259	2	261	2	2	3	6850
Bhola	21745	65	21810	50	53	788	19	807	35	0	3	22617
Pirojpur	11201	20	11221	40	21	677	3	680	11	2	237	11901
<b>Barishal Div.</b>	<b>94932</b>	<b>236</b>	<b>95168</b>	<b>260</b>	<b>208</b>	<b>4642</b>	<b>74</b>	<b>4716</b>	<b>58</b>	<b>20</b>	<b>305</b>	<b>99884</b>

Name of District	Implant											Total Implant
	Normal					Postpartum						
	Old	New	Total	Drop out		Old	New	Total	Drop out		Postpartum Expire	
				No Methd	Switch Over				No Methd	Switch Over		
Gopalganj	9539	10	9549	20	12	626	6	632	1	1	15	10181
Madaripur	15331	15	15346	31	20	740	3	743	1	0	14	16089
Shariatpur	8708	10	8718	16	9	586	27	613	4	0	11	9331
Faridpur	20075	132	20207	83	43	929	11	940	2	3	30	21147
Rajbari	14511	73	14584	40	45	640	16	656	1	2	24	15240
Dhaka	28086	55	28141	29	30	1562	19	1581	8	3	13	29722
Gazipur	15004	19	15023	44	11	522	4	526	1	0	11	15549
Munshiganj	10511	25	10536	31	39	643	10	653	1	7	16	11189
Narayanganj	17163	57	17220	42	40	925	2	927	9	3	17	18147
Narshingdi	13602	34	13636	19	15	713	5	718	1	0	136	14354
Manikganj	14390	87	14477	58	54	520	16	536	3	1	19	15013
Tangail	39413	128	39541	108	97	1150	15	1165	3	2	30	40706
Kishoreganj	31934	147	32081	97	62	1941	36	1977	8	7	37	34058
<b>Dhaka Div.</b>	<b>238267</b>	<b>792</b>	<b>239059</b>	<b>618</b>	<b>477</b>	<b>11497</b>	<b>170</b>	<b>11667</b>	<b>43</b>	<b>29</b>	<b>373</b>	<b>250726</b>
Jalpur	28735	40	28775	65	42	1167	13	1180	5	2	15	29955
Sherpur	19201	82	19283	47	27	543	18	561	0	1	22	19844
Mymensingh	44079	110	44189	92	78	1968	8	1976	12	7	53	46165
Netrokona	21735	55	21790	62	45	1675	13	1688	3	9	23	23478
<b>Mymensingh Div.</b>	<b>113750</b>	<b>287</b>	<b>114037</b>	<b>266</b>	<b>192</b>	<b>5353</b>	<b>52</b>	<b>5405</b>	<b>20</b>	<b>19</b>	<b>113</b>	<b>119442</b>
Brahmanbaria	23326	29	23355	77	51	2588	16	2604	10	1	45	25959
Cumilla	39310	143	39453	174	50	3147	89	3236	24	18	41	42689
Chandpur	19336	61	19397	63	34	2321	21	2342	7	3	46	21739
Feni	11883	21	11904	24	32	1483	17	1500	2	1	5	13404
Noakhali	25699	54	25753	57	7	3561	9	3570	10	12	35	29323
Lakshmipur	15037	30	15067	37	10	1291	5	1296	3	2	23	16363
Chattogram	56728	58	56786	154	69	3646	14	3660	9	8	47	60446
Cox's Bazar	27176	54	27230	89	43	2784	28	2812	13	11	23	30042
Rangamati	10249	5	10254	13	8	434	1	435	0	1	20	10689
Khagrachhari	7090	6	7096	19	1	296	4	300	6	0	1	7396
Bandarban	6343	0	6343	43	22	638	0	638	8	0	1	6981
<b>Chattogram Div.</b>	<b>242177</b>	<b>461</b>	<b>242638</b>	<b>750</b>	<b>327</b>	<b>22189</b>	<b>204</b>	<b>22393</b>	<b>92</b>	<b>57</b>	<b>287</b>	<b>265031</b>
Sylhet	32073	18	32091	56	20	3106	9	3115	2	2	26	35206
Habiganj	14064	14	14078	17	11	2133	3	2136	1	2	17	16214
Moulavi Bazar	17315	25	17340	43	22	1176	2	1178	0	0	13	18518
Sunamganj	21845	18	21863	76	30	2720	8	2728	9	4	17	24591
<b>Sylhet Div.</b>	<b>85297</b>	<b>75</b>	<b>85372</b>	<b>192</b>	<b>83</b>	<b>9135</b>	<b>22</b>	<b>9157</b>	<b>12</b>	<b>8</b>	<b>73</b>	<b>94529</b>
<b>National</b>	<b>1275871</b>	<b>4419</b>	<b>1280290</b>	<b>3694</b>	<b>3017</b>	<b>74590</b>	<b>959</b>	<b>75549</b>	<b>332</b>	<b>794</b>	<b>1952</b>	<b>1355839</b>



Name of District	Permanent Method														Postpartum Expire	Total Permanent Method	Total Acceptors	CAR(%)
	Male							Female										
	Normal			Postpartum			Total Male	Normal			Postpartum			Total Female				
	Old	New	Total	Old	New	Total		Old	New	Total	Old	New	Total					
Dinajpur	74	0	74	66656	85	66741	66815	2127	122	2249	0	20	20	2269	547789	69084	546649	81.9
Thakurgaon	4	0	4	19808	15	19823	19827	388	31	419	0	6	6	425	242516	20252	241899	79.1
Panchgarh	313	1	314	12358	13	12371	12685	414	23	437	0	7	7	444	192468	13129	192120	81.0
Nilphamari	65	1	66	37991	28	38019	38085	1094	45	1139	0	10	10	1149	337994	39234	337523	81.3
Rangpur	184	0	184	35354	35	35389	35573	2096	22	2118	0	13	13	2131	505986	37704	505212	78.1
Kurigram	5	0	5	22284	19	22303	22308	447	23	470	0	791	791	1261	416556	23569	415921	77.0
Gaibandha	411	0	411	34191	30	34221	34632	1136	51	1187	0	4	4	1191	450461	35823	450091	81.0
Lalmonirhat	8	0	8	22235	28	22263	22271	517	20	537	0	10	10	547	227573	22818	227116	80.5
<b>Rangpur Div.</b>	<b>1064</b>	<b>2</b>	<b>1066</b>	<b>#####</b>	<b>253</b>	<b>251130</b>	<b>252196</b>	<b>8219</b>	<b>337</b>	<b>8556</b>	<b>0</b>	<b>861</b>	<b>861</b>	<b>9417</b>	<b>2921343</b>	<b>261613</b>	<b>2916531</b>	<b>79.9</b>
Bogura	55	1	56	51898	37	51935	51991	1492	84	1576	0	1	1	1577	0	53568	637418	82.2
Joipurhat	8	0	8	19328	16	19344	19352	347	10	357	0	0	0	357	0	19709	179465	83.8
Naogaon	19	0	19	68428	61	68489	68508	2123	84	2207	0	12	12	2219	0	70727	473966	79.8
Nawabganj	8	1	9	32430	94	32524	32533	1175	74	1249	0	22	22	1271	0	33804	304411	80.0
Rajshahi	539	0	539	68048	85	68133	68672	4325	76	4401	0	37	37	4438	0	73110	505163	81.4
Natore	50	0	50	51537	37	51574	51624	1457	75	1532	0	14	14	1546	0	53170	341380	82.2
Pabna	11	0	11	37124	45	37169	37180	632	32	664	0	9	9	673	0	37853	468658	79.1
Serajganj	4	0	4	21721	68	21789	21793	1434	58	1492	0	18	18	1510	0	23303	545105	82.0
<b>Rajshahi Div.</b>	<b>694</b>	<b>2</b>	<b>696</b>	<b>#####</b>	<b>443</b>	<b>350957</b>	<b>351653</b>	<b>12985</b>	<b>493</b>	<b>13478</b>	<b>0</b>	<b>113</b>	<b>113</b>	<b>13591</b>	<b>0</b>	<b>365244</b>	<b>3455566</b>	<b>81.2</b>
Kustia	23	0	23	57226	42	57268	57291	2063	83	2146	0	16	16	2162	366472	59453	365316	79.0
Meherpur	0	0	0	23831	22	23853	23853	816	30	846	0	0	0	846	128562	24699	128514	79.0
Chuadanga	0	0	0	29280	38	29318	29318	1390	77	1467	0	2	2	1469	215149	30787	214737	82.4
Jhenaidaha	0	0	0	44480	52	44532	44532	1636	64	1700	0	10	10	1710	309519	46242	309653	78.4
Magura	3	0	3	18475	10	18485	18488	1010	39	1049	0	7	7	1056	152665	19544	152358	78.8
Narail	60	0	60	14539	3	14542	14602	225	10	235	0	3	3	238	120911	14840	120856	78.0
Jashore	100	0	100	47297	19	47316	47416	875	21	896	0	5	5	901	496551	48317	496392	80.3
Khulna	8	0	8	33623	29	33652	33660	708	26	734	0	38	38	772	403648	34432	403146	80.6
Bagerhat	32	0	32	20271	15	20286	20318	498	21	519	0	5	5	524	246814	20842	246542	81.0
Satkhira	1	0	1	37106	31	37137	37138	1096	26	1122	0	14	14	1136	352847	38274	352428	80.1
<b>Khulna Div.</b>	<b>227</b>	<b>0</b>	<b>227</b>	<b>#####</b>	<b>261</b>	<b>326389</b>	<b>326616</b>	<b>10317</b>	<b>397</b>	<b>10714</b>	<b>0</b>	<b>100</b>	<b>100</b>	<b>10814</b>	<b>2793138</b>	<b>337430</b>	<b>2789942</b>	<b>79.9</b>
Barguna	12	0	12	8455	16	8471	8483	586	24	610	0	2	2	612	156568	9095	156793	78.9
Patuakhali	8	0	8	17549	22	17571	17579	1094	39	1133	0	25	25	1158	272795	18737	272255	79.7
Barishal	35	0	35	27081	23	27104	27139	1063	23	1086	0	129	129	1215	330052	28354	329204	77.0
Jhalakati	12	2	14	7751	8	7759	7773	358	8	366	0	6	6	372	90029	8145	90251	78.1
Bhola	7	0	7	9679	7	9686	9693	132	9	141	0	39	39	180	302641	9873	301891	80.9
Pirojpur	7	0	7	9671	11	9682	9689	643	27	670	0	0	0	670	164578	10359	164274	79.7
<b>Barishal Div.</b>	<b>81</b>	<b>2</b>	<b>83</b>	<b>80186</b>	<b>87</b>	<b>80273</b>	<b>80356</b>	<b>3876</b>	<b>130</b>	<b>4006</b>	<b>0</b>	<b>201</b>	<b>201</b>	<b>4207</b>	<b>1316663</b>	<b>84563</b>	<b>1314668</b>	<b>79.1</b>

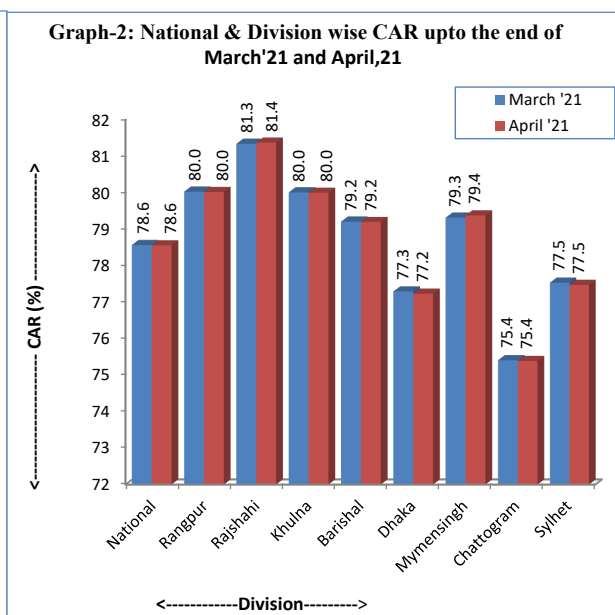
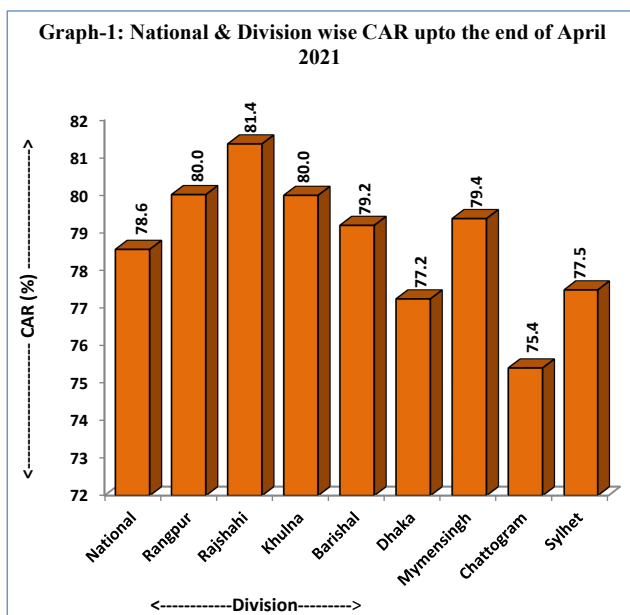
Name of District	Permanent Method														Postpartum Expire	Total Permanent Method	Total Acceptors	CAR(%)
	Male							Female										
	Normal			Postpartum			Total Male	Normal			Postpartum			Total Female				
	Old	New	Total	Old	New	Total		Old	New	Total	Old	New	Total					
Gopalganj	4	0	4	19968	6	19974	19978	634	17	651	0	4	4	655	177255	20633	177309	79.8
Madaripur	2	0	2	14630	241	14871	14873	598	34	632	0	8	8	640	184235	15513	183784	78.2
Shariatpur	3	0	3	11867	1	11868	11871	489	5	494	0	16	16	510	165732	12381	165369	76.3
Faridpur	0	0	0	36707	60	36767	36767	1432	57	1489	0	52	52	1541	316123	38308	315995	79.0
Rajbari	0	0	0	17423	13	17436	17436	359	13	372	0	32	32	404	185630	17840	185223	78.5
Dhaka	157	12	169	49506	40	49546	49715	2717	165	2882	0	38	38	2920	563210	52635	561291	75.5
Gazipur	333	0	333	33270	6	33276	33609	681	20	701	0	38	38	739	326006	34348	325237	76.0
Munshiganj	5	0	5	27863	26	27889	27894	1516	52	1568	0	19	19	1587	227627	29481	226928	74.8
Narayanganj	60	1	61	32496	10	32506	32567	1357	32	1389	0	33	33	1422	407109	33989	407270	75.5
Narshingdi	2	0	2	31744	15	31759	31761	2253	107	2360	0	44	44	2404	327444	34165	326956	76.3
Manikganj	1	0	1	29713	23	29736	29737	996	40	1036	0	4	4	1040	239408	30777	238928	77.4
Tangail	207	0	207	59276	29	59305	59512	2348	123	2471	0	34	34	2505	660247	62017	660034	77.6
Kishoreganj	32	0	32	43369	188	43557	43589	2936	63	2999	0	34	34	3033	454341	46622	453895	79.7
<b>Dhaka Div.</b>	<b>806</b>	<b>13</b>	<b>819</b>	<b>#####</b>	<b>658</b>	<b>408490</b>	<b>409309</b>	<b>18316</b>	<b>728</b>	<b>19044</b>	<b>0</b>	<b>356</b>	<b>356</b>	<b>19400</b>	<b>4234367</b>	<b>428709</b>	<b>4228219</b>	<b>77.1</b>
Jamalpur	37	0	37	28086	30	28116	28153	1159	51	1210	0	8	8	1218	393031	29371	392444	79.9
Sherpur	0	0	0	16466	19	16485	16485	794	53	847	0	5	5	852	253210	17337	253324	78.4
Mymensingh	57	1	58	44441	277	44718	44776	1005	81	1086	0	28	28	1114	844839	45890	842759	79.4
Netrokona	171	0	171	25634	20	25654	25825	1083	44	1127	0	10	10	1137	333703	26962	332963	78.7
<b>Mymensingh Div.</b>	<b>265</b>	<b>1</b>	<b>266</b>	<b>#####</b>	<b>346</b>	<b>114973</b>	<b>115239</b>	<b>4041</b>	<b>229</b>	<b>4270</b>	<b>0</b>	<b>51</b>	<b>51</b>	<b>4321</b>	<b>1824783</b>	<b>119560</b>	<b>1821490</b>	<b>79.2</b>
Brahmanbaria	16	0	16	42608	20	42628	42644	1360	39	1399	0	15	15	1414	376090	44058	375974	70.0
Cumilla	368	1	369	85064	62	85126	85495	4284	104	4388	0	168	168	4556	860265	90051	858681	76.1
Chandpur	14	0	14	34328	40	34368	34382	1803	53	1856	0	4	4	1860	365573	36242	365299	76.7
Feni	6	0	6	23347	6	23353	23359	2193	43	2236	0	25	25	2261	207462	25620	206752	72.7
Noakhali	51	0	51	39837	12	39849	39900	2202	56	2258	0	15	15	2273	448324	42173	447054	75.5
Lakshmipur	1	0	1	14902	6	14908	14909	1665	31	1696	0	22	22	1718	240201	16627	239674	72.6
Chattogram	28	0	28	60504	24	60528	60556	1459	32	1491	0	105	105	1596	797070	62152	795330	74.4
Cox's Bazar	123	1	124	14953	38	14991	15115	947	29	976	0	94	94	1070	347227	16185	346291	80.5
Rangamati	1	0	1	4534	0	4534	4535	81	8	89	0	2	2	91	82597	4626	82562	81.7
Khagrachhari	2	0	2	4461	293	4754	4756	17	1	18	0	21	21	39	89198	4795	89131	77.5
Bandarban	8	0	8	2529	0	2529	2537	28	0	28	0	7	7	35	59778	2572	59683	80.7
<b>Chattogram Div.</b>	<b>618</b>	<b>2</b>	<b>620</b>	<b>#####</b>	<b>501</b>	<b>327568</b>	<b>328188</b>	<b>16039</b>	<b>396</b>	<b>16435</b>	<b>0</b>	<b>478</b>	<b>478</b>	<b>16913</b>	<b>3873785</b>	<b>345101</b>	<b>3866431</b>	<b>75.3</b>
Sylhet	242	0	242	46027	41	46068	46310	1570	35	1605	0	85	85	1690	468207	48000	467729	77.5
Habiganj	185	3	188	30633	15	30648	30836	1345	34	1379	0	14	14	1393	305909	32229	305813	76.9
Moulavi Bazar	26	2	28	30539	23	30562	30590	1018	30	1048	0	23	23	1071	263503	31661	263048	77.1
Sunamganj	133	1	134	30003	22	30025	30159	927	14	941	0	16	16	957	284275	31116	317565	87.4
<b>Sylhet Div.</b>	<b>586</b>	<b>6</b>	<b>592</b>	<b>#####</b>	<b>101</b>	<b>137303</b>	<b>137895</b>	<b>4860</b>	<b>113</b>	<b>4973</b>	<b>0</b>	<b>138</b>	<b>138</b>	<b>5111</b>	<b>1321894</b>	<b>143006</b>	<b>1354155</b>	<b>79.4</b>
<b>National</b>	<b>4341</b>	<b>28</b>	<b>4369</b>	<b>#####</b>	<b>2650</b>	<b>#####</b>	<b>2001452</b>	<b>78653</b>	<b>2823</b>	<b>81476</b>	<b>0</b>	<b>2298</b>	<b>2298</b>	<b>83774</b>	<b>18285973</b>	<b>2085226</b>	<b>21747002</b>	<b>78.5</b>

**Table -12: Number of New and Total Acceptors upto the end of March,21 and April,21**

Method	New Acceptors		% Change of April '21 over March,21	Total Acceptors		% Change of April '21 over March,21
	March '21	April '21		March '21	April '21	
Per.Method (Male)	1244	724	-41.8	740970	742960	0.3
Per.Method (Female)	7319	5473	-25.2	2080630	2078559	-0.1
Per.Method (Total)	8563	6197	-27.6	2821600	2821519	0.0
IUD	10038	5646	-43.8	736331	735750	-0.1
Implant	32773	13791	-57.9	1399906	1398327	-0.1
Injectables	54661	51683	-5.4	4215792	4214654	0.0
Oral Pill	111940	103461	-7.6	10527422	10528426	0.0
Condom	40887	37104	-9.3	2050901	2051360	0.0
<b>Total</b>	<b>258862</b>	<b>217882</b>	<b>-15.8</b>	<b>21751952</b>	<b>21750036</b>	<b>0.0</b>

**Table -13: CAR(%) by Division upto the end of March 2021 and April 2021**

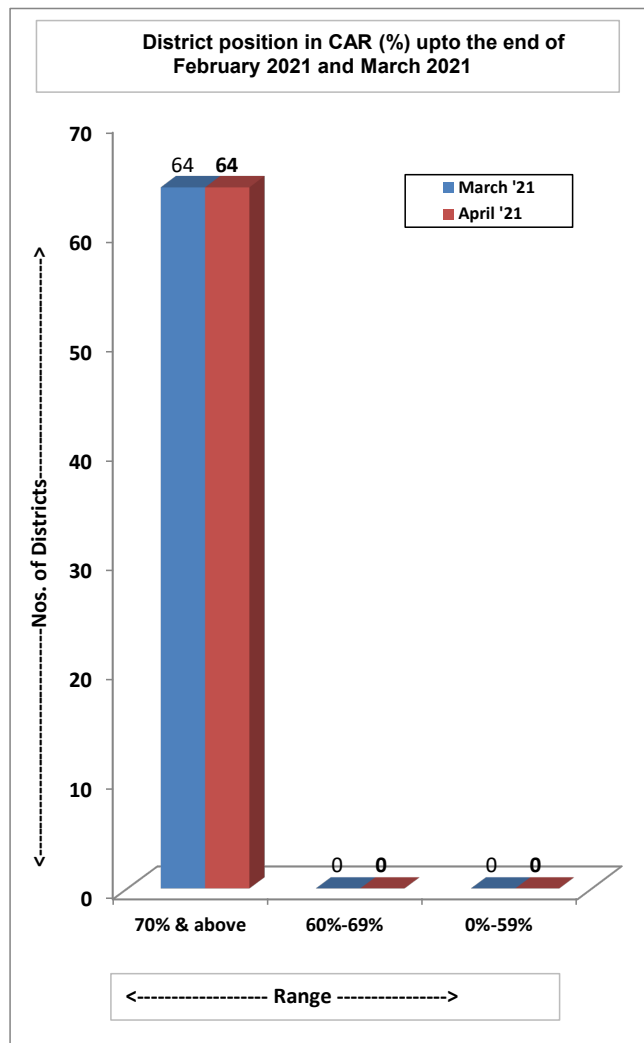
Division	March '21	April '21	% Change of March '21 over February,21
Rangpur	80.03	80.02	-0.01
Rajshahi	81.34	81.37	0.03
Khulna	80.01	80.00	-0.01
Barishal	79.21	79.20	-0.01
Dhaka	77.30	77.24	-0.06
Mymensingh	79.32	79.38	0.06
Chattogram	75.42	75.40	-0.02
Sylhet	77.54	77.48	-0.06
<b>National</b>	<b>78.57</b>	<b>78.56</b>	<b>-0.01</b>



**Table -14: District by Range of CAR upto the end of April 2021**

Range	Sl.No.	District	CAR (%)
70% & above	1	Joipurhat	83.82
	2	Chuadanga	82.61
	3	Seraiganj	82.39
	4	Bogura	82.3
	5	Natore	82.27
	6	Dinajpur	82.02
	7	Rangamati	81.77
	8	Rajshahi	81.59
	9	Nilphamari	81.4
	10	Panchgarh	81.17
	11	Bhola	81.14
	12	Bagerhat	81.09
	13	Gaibandha	81.04
	14	Bandarban	80.85
	15	Cox's Bazar	80.72
	16	Lalmonirhat	80.69
	17	Khulna	80.68
	18	Nawabganj	80.39
	19	Jashore	80.34
	20	Satkhira	80.19
	21	Jamalpur	80.04
	22	Naogaon	79.97
	23	Patuakhali	79.85
	24	Pirojpur	79.8
	25	Kishoreganj	79.78
	26	Gopalganj	79.73
	27	Mymensingh	79.61
	28	Thakurgaon	79.29
	29	Kustia	79.28
	30	Pabna	79.26
	31	Meherpur	79.06
	32	Faridpur	79.02
	33	Magura	78.94
	34	Netrokona	78.88
	35	Barguna	78.81
	36	Rajbari	78.71
	37	Madaripur	78.38
	38	Jhenaidaha	78.36
	39	Sherpur	78.32
	40	Rangpur	78.23
	41	Sunamganj	78.21
	42	Narail	78.06
	43	Jhalakati	77.95
	44	Tangail	77.61
	45	Khagrachhari	77.55
	46	Sylhet	77.54
	47	Manikganj	77.51
	48	Barishal	77.22
	49	Moulavi Bazar	77.21
	50	Kurigram	77.15
	51	Habiganj	76.95
	52	Chandpur	76.71
	53	Shariatpur	76.51
	54	Narshingdi	76.37
	55	Cumilla	76.29
	56	Gazipur	76.19
	57	Dhaka	75.73
	58	Noakhali	75.7
	59	Narayanganj	75.51
	60	Munshiganj	75
	61	Chattogram	74.55
	62	Feni	72.97
	63	Lakshmipur	72.75
	64	Brahmanbaria	69.99

Range	Nos of Districts CAR (%)
70% & above	64
60% - 69%	Nil
0%-59%	Nil



**Table -15 : List of Upazila achieved CAR above 70% upto the end of April 2021**

Sl. No.	Name of District	Name of Upazila	Total Couples	Total Acceptors	CAR (%)	Sl. No.	Name of District	Name of Upazila	Total Couples	Total Acceptors	CAR (%)
1	Joipurhat	Panchbibi	55096	46409	84.2	77	Rajshahi	Poba	77869	63535	81.6
2	Joipurhat	Khetlal	26623	22412	84.2	78	Pabna	Santhia	90378	73724	81.6
3	Seraiganj	Sirajganj Sadar	124041	104270	84.1	79	Kishoreganj	Bhariab	60941	49701	81.6
4	Joipurhat	Akkelpur	31266	26240	83.9	80	Seraiganj	Belkuchi	71860	58596	81.5
5	Bogura	Sariakandi	50245	42085	83.8	81	Rangamati	Belaichhari	4896	3992	81.5
6	Rangamati	Langadu	15872	13287	83.7	82	Lalmonirhat	Hatibandha	52131	42499	81.5
7	Joipurhat	Joypurhat Sadar	66057	55275	83.7	83	Rangamati	Jurachhari	4506	3673	81.5
8	Bogura	Dhunot	68457	57103	83.4	84	Kishoreganj	Kishoreganj	73848	60159	81.5
9	Bogura	Kahaloo	55739	46493	83.4	85	Bandarban	Naikhongchhari	11984	9762	81.5
10	Chuadanga	Jiban Nagar	38219	31828	83.3	86	Rajshahi	Bagha	43228	35195	81.4
11	Natore	Gurudashpur	53247	44337	83.3	87	Bagerhat	Sarankhola	20862	16985	81.4
12	Cox's Bazar	Chakaria	85725	71306	83.2	88	Cox's Bazar	Teknaf	53207	43318	81.4
13	Chuadanga	Chuadanga Sadar	70828	58910	83.2	89	Bogura	Bogra Sadar	94954	77303	81.4
14	Chuadanga	Alamdanga	81444	67694	83.1	90	Gaibandha	Sadullahpur	72184	58756	81.4
15	Bagerhat	Bagerhat Sadar	55286	45927	83.1	91	Pirojpur	Pirojpur Sadar	28628	23296	81.4
16	Joipurhat	Kalai	35232	29260	83	92	Bogura	Adamdighi	45805	37268	81.4
17	Mymensingh	Mymensingh	144762	120204	83	93	Jhenaidaha	Kotchandpur	32124	26127	81.3
18	Rangamati	Kawkhali	10738	8903	82.9	94	Nawabganj	Bholahat	25470	20715	81.3
19	Rajshahi	Bagmara	88538	73372	82.9	95	Jashore	Bagherpara	48498	39438	81.3
20	Seraiganj	Ullahpara	124495	103062	82.8	96	Jashore	Keshobpur	59902	48711	81.3
21	Bogura	Shibganj	91194	75484	82.8	97	Satkhira	Debhata	27359	22242	81.3
22	Gaibandha	Sundarganj	115090	95235	82.7	98	Rajshahi	Durgapur	44901	36500	81.3
23	Bagerhat	Kachua	20595	17036	82.7	99	Gaibandha	Palashbari	59304	48206	81.3
24	Khulna	Batiaghata	38919	32189	82.7	100	Kishoreganj	Nikli	27585	22414	81.3
25	Dinajpur	Birganj	73761	61005	82.7	101	Panchgarh	Debiganj	55917	45421	81.2
26	Dinajpur	Birjol	55598	45976	82.7	102	Bhola	Tajumuddin	26788	21756	81.2
27	Bogura	Sonatala	39747	32840	82.6	103	Dinajpur	Parbatipur	83573	67866	81.2
28	Dinajpur	Chirir Bandar	66211	54699	82.6	104	Seraiganj	Tarash	47373	38449	81.2
29	Bogura	Shajahanpur	80867	66803	82.6	105	Jashore	Monirampur	97090	78745	81.1
30	Nilphamari	Nilphamari Sadar	104555	86355	82.6	106	Seraiganj	Kazipur	58122	47135	81.1
31	Rangamati	Naniarchar	9304	7684	82.6	107	Bagerhat	Morralganj	58599	47521	81.1
32	Dinajpur	Hakimpur	21588	17821	82.6	108	Chuadanga	Damurhuda	69962	56717	81.1
33	Rangamati	Rangamati Sadar	20187	16661	82.5	109	Nilphamari	Saidpur	55830	45260	81.1
34	Bagerhat	Fakirhat	30633	25269	82.5	110	Dinajpur	Khanshama	44411	35996	81.1
35	Naogaon	Manda	92468	76231	82.4	111	Panchgarh	Panchgarh	63607	51545	81
36	Natore	Lalpur	68117	56139	82.4	112	Patuakhali	Dashmina	28144	22806	81
37	Natore	Natore Sadar	105949	87307	82.4	113	Gaibandha	Gobindaganj	111651	90464	81
38	Bhola	Lalmohan	64331	53010	82.4	114	Jashore	Jessore Sadar	152611	123578	81
39	Bhola	Monpura	15393	12680	82.4	115	Rajshahi	Puthiya	50143	40603	81
40	Dinajpur	Dinajpur Sadar	102037	84043	82.4	116	Pabna	Ishwardi	73602	59589	81
41	Faridpur	Modhukhali	46840	38574	82.4	117	Naogaon	Patnitola	55235	44718	81
42	Dinajpur	Birampur	35789	29471	82.3	118	Bhola	Daulatkhan	34941	28280	80.9
43	Seraiganj	Shazadpur	115158	94821	82.3	119	Natore	Bagatipara	31271	25305	80.9
44	Rajshahi	Godagari	73409	60438	82.3	120	Kishoreganj	Katiadi	62065	50224	80.9
45	Bogura	Dupchanchia	44379	36525	82.3	121	Bhola	Charfashion	92285	74656	80.9
46	Khulna	Digholia	94429	77716	82.3	122	Lalmonirhat	Patgram	48551	39276	80.9
47	Seraiganj	Rayganj	70127	57711	82.3	123	Gaibandha	Fulchhari	37153	30045	80.9
48	Manikganj	Ghior	35969	29595	82.3	124	Rangamati	Barkal	7498	6062	80.8
49	Seraiganj	Kamarkhand	31061	25534	82.2	125	Naogaon	Porsa	30808	24904	80.8
50	Dinajpur	Bochaganj	34596	28435	82.2	126	Bandarban	Thanchi	4400	3556	80.8
51	Bandarban	Alikadam	10352	8506	82.2	127	Pirojpur	Indurkani	16119	13024	80.8
52	Panchgarh	Boda	58391	47975	82.2	128	Jhenaidaha	Harinakunda	43943	35498	80.8
53	Nilphamari	Domar	58258	47853	82.1	129	Gopalganj	Muksudpur	56303	45478	80.8
54	Rajshahi	Ianore	46644	38294	82.1	130	Gazipur	Gazipur Sadar	98067	79189	80.7
55	Satkhira	Asasuni	57576	47240	82	131	Satkhira	Kaiganj	67950	54850	80.7
56	Natore	Singra	86970	71356	82	132	Thakurgaon	Ranisankail	50202	40512	80.7
57	Natore	Baraigram	69738	57217	82	133	Tangail	Modhupur	113801	91816	80.7
58	Bhola	Bhola Sadar	87562	71801	82	134	Naogaon	Naogaon Sadar	62952	50778	80.7
59	Bogura	Gabtal	74873	61350	81.9	135	Cumilla	Chouddagram	88341	71253	80.7
60	Cox's Bazar	Ramu	46581	38162	81.9	136	Khulna	Dacope	31773	25625	80.7
61	Naogaon	Niamatpur	58861	48220	81.9	137	Pirojpur	Bhandaria	25089	20225	80.6
62	Nawabganj	Nachol	34541	28296	81.9	138	Nawabganj	Gomostapur	66098	53274	80.6
63	Rajshahi	Boalia (Sadar)	102273	83766	81.9	139	Kishoreganj	Austagram	30045	24215	80.6
64	Khulna	Dumuria	65565	53664	81.8	140	Gopalganj	Gopalganj	57782	46562	80.6
65	Bagerhat	Mongla	27598	22585	81.8	141	Jamalpur	Melandaha	63399	51085	80.6
66	Dinajpur	Fulbari	37265	30496	81.8	142	Patuakhali	Golachipa	82436	66415	80.6
67	Lalmonirhat	Aditmari	49361	40361	81.8	143	Bogura	Nandigram	43392	34933	80.5
68	Dinajpur	Kaharole	35915	29361	81.8	144	Panchgarh	Tentulia	29710	23916	80.5
69	Bandarban	Bandarban Sadar	17196	14057	81.7	145	Manikganj	Shibalaya	35429	28516	80.5
70	Jamalpur	Jamalpur Sadar	135759	110949	81.7	146	Kustia	Bheramara	52167	41985	80.5
71	Cox's Bazar	Moheshkhali	59692	48775	81.7	147	Meherpur	Mujibnagar	22689	18257	80.5
72	Manikganj	Saturia	39016	31879	81.7	148	Jashore	Abhaynagar	55969	45028	80.5
73	Rangamati	Rajasthali	4690	3832	81.7	149	Naogaon	Sapahar	40005	32183	80.4
74	Dinajpur	Nawabganj	51464	42049	81.7	150	Cox's Bazar	Pekua	33513	26956	80.4
75	Nilphamari	Dimla	63549	51923	81.7	151	Pabna	Chatmohor	74953	60284	80.4
76	Bogura	Sherpur	85902	70111	81.6	152	Rangpur	Gangachara	69241	55677	80.4
153	Chattogram	Banshkhali	81393	65444	80.4	231	Patuakhali	Mirzaganj	24563	19485	79.3
154	Kurigram	Chilmari	31718	25497	80.4	232	Habiganj	Lakhai	29591	23470	79.3
155	Netrokona	Netrokona Sadar	70527	56692	80.4	233	Kurigram	Rajarhat	47854	37950	79.3
156	Seraiganj	Chouhali	22538	18116	80.4	234	Cumilla	Brahmanpara	42309	33544	79.3
157	Sherpur	Sribordi	57789	46442	80.4	235	Habiganj	Azmiriganj	20770	16467	79.3
158	Kishoreganj	Tarail	31360	25202	80.4	236	Khagrachhari	Manikchhari	11934	9460	79.3
159	Faridpur	Faridpur Sadar	97356	78238	80.4	237	Narail	Kalia	45211	35829	79.2
160	Bandarban	Ruma	4979	4001	80.4	238	Rangpur	Taraganj	36215	28686	79.2
161	Rajshahi	Charghat	49472	39746	80.3	239	Jhalakati	Kathalia	21320	16885	79.2
162	Pirojpur	Nesarabad	41369	33235	80.3	240	Mymensingh	Fulbaria	88004	69679	79.2
163	Rangamati	Baghaichhari	12824	10301	80.3	241	Pirojpur	Kawkhali	12514	9907	79.2

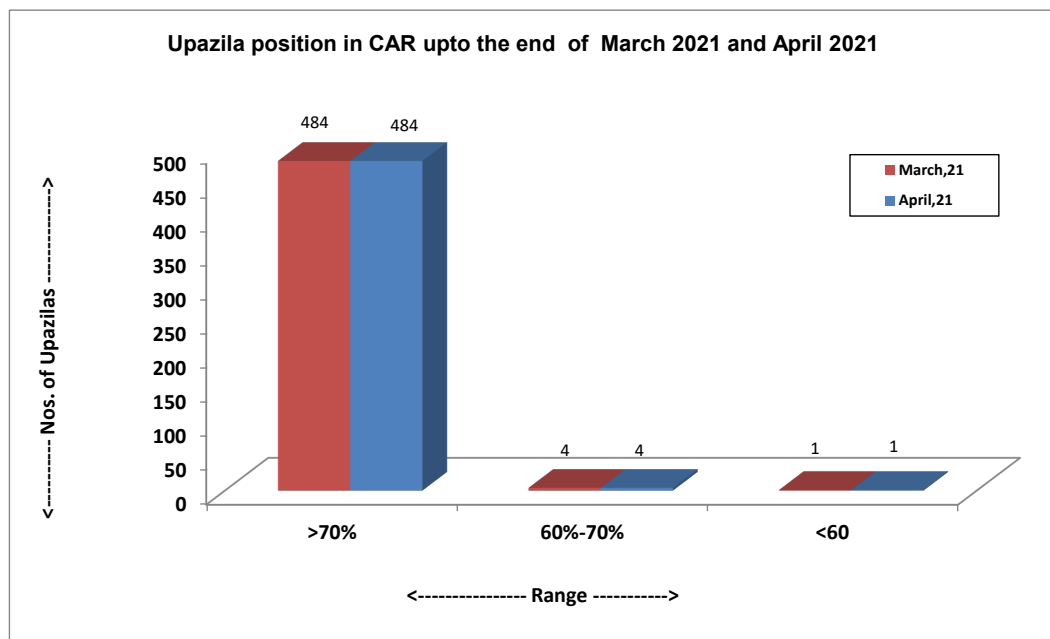
Sl. No.	Name of District	Name of Upazila	Total Couples	Total Acceptors	CAR (%)	Sl. No.	Name of District	Name of Upazila	Total Couples	Total Acceptors	CAR (%)
164	Faridpur	Nagarkanda	38816	31173	80.3	242	Pabna	Atghoria	36144	28612	79.2
165	Barguna	Patharghata	34499	27699	80.3	243	Barguna	Amtali	66477	52623	79.2
166	Gaibandha	Gaibandha Sadar	103527	83110	80.3	244	Kustia	Kumarkhali	73738	58356	79.1
167	Nawabganj	Shibganj	133491	107149	80.3	245	Kishoreganj	Bazitpur	45985	36392	79.1
168	Meherpur	Meherpur Sadar	62310	50007	80.3	246	Barishal	Uzirpur	48174	38103	79.1
169	Rangpur	Pirgachha	75663	60722	80.3	247	Rajbari	Kalukhali	33770	26710	79.1
170	Barguna	Bmna	14623	11730	80.2	248	Jhenaidaha	Moheshpur	72699	57497	79.1
171	Nilphamari	Jaldhaka	78482	62949	80.2	249	Netrokona	Kalmakanda	51817	40978	79.1
172	Khagrachhari	Lakshmichhari	5695	4567	80.2	250	Rajshahi	Mohanpur	44327	35053	79.1
173	Mymensingh	Gouripur	63621	51016	80.2	251	Habiganj	Habiganj Sadar	64382	50904	79.1
174	Dinajpur	Ghoraghat	25657	20571	80.2	252	Sylhet	Sylhet Sadar	164089	129738	79.1
175	Magura	Magura Sadar	80365	64416	80.2	253	Cox's Bazar	Coxs Bazar	84287	66607	79
176	Jamalpur	Dewanganj	60008	48093	80.1	254	Sylhet	Jakiganj	37224	29413	79
177	Jamalpur	Sharishabari	67229	53860	80.1	255	Kishoreganj	Mithamoin	24403	19281	79
178	Jhalakati	Rajapur	24179	19370	80.1	256	Naogaon	Badalgachhi	49098	38787	79
179	Khulna	Koyra	41538	33269	80.1	257	Patuakhali	Kalapara	53499	42259	79
180	Rangpur	Pirganj	96931	77627	80.1	258	Rajbari	Rajbari Sadar	72659	57388	79
181	Panchgarh	Atowari	29484	23611	80.1	259	Satkhira	Kolaroa	52559	41509	79
182	Jashore	Sarsa	80307	64309	80.1	260	Kishoreganj	Itna	33099	26117	78.9
183	Nilphamari	Kishoreganj	54534	43654	80	261	Kurigram	Char Rajibpur	23643	18652	78.9
184	Khulna	Paikgachha	58949	47182	80	262	Mymensingh	Haluaghat	67702	53405	78.9
185	Patuakhali	Dumki	13450	10765	80	263	Netrokona	Kendua	59534	46961	78.9
186	Habiganj	Baniachhong	58773	47039	80	264	Jashore	Jhikargachha	70669	55740	78.9
187	Lalmonirhat	Lalmonirhat Sadar	78385	62732	80	265	Mymensingh	Bhaluka	91052	71795	78.9
188	Netrokona	Barhatta	34701	27757	80	266	Sylhet	Gowainghat	54922	43292	78.8
189	Madaripur	Madaripur Sadar	72215	57755	80	267	Bagerhat	Chitalmari	28636	22562	78.8
190	Sunamganj	Chhatak	55828	44597	79.9	268	Bagerhat	Mollahat	27541	21696	78.8
191	Khagrachhari	Matiranga	25615	20452	79.8	269	Barishal	Gournadi	37412	29468	78.8
192	Madaripur	Shibchar	58871	47000	79.8	270	Tangail	Bhuapur	44164	34784	78.8
193	Bandarban	Lama	19515	15576	79.8	271	Rangpur	Rangpur Sadar	138651	109202	78.8
194	Cumilla	Debidwar	93306	74467	79.8	272	Shariatpur	Janjira	33360	26271	78.8
195	Satkhira	Shyamnagar	75406	60169	79.8	273	Kustia	Mirpur	78814	62057	78.7
196	Mymensingh	Ishwarganj	82820	66076	79.8	274	Bagerhat	Rampal	34618	27233	78.7
197	Pirojpur	Nazirpur	33029	26351	79.8	275	Gazipur	Sreepur	103358	81297	78.7
198	Nawabganj	Chapai	120686	96272	79.8	276	Netrokona	Modan	27657	21750	78.6
199	Kustia	Daulatpur	110938	88486	79.8	277	Kustia	Kushtia Sadar	115846	91077	78.6
200	Gopalganj	Kasiani	44415	35423	79.8	278	Sunamganj	Sadar (South)	29249	22993	78.6
201	Sherpur	Nalitabari	58362	46545	79.8	279	Faridpur	Char	13131	10313	78.5
202	Khulna	Rupsha	38839	30959	79.7	280	Rajbari	Goalunda Ghat	26074	20474	78.5
203	Mymensingh	Trisal	93093	74204	79.7	281	Sunamganj	Sulla	20213	15870	78.5
204	Kustia	Khoksa	30752	24511	79.7	282	Noakhali	Chatkhil	45243	35521	78.5
205	Satkhira	Tala	63816	50861	79.7	283	Netrokona	Mohonganj	31820	24975	78.5
206	Satkhira	Satkhira Sadar	95334	75976	79.7	284	Mymensingh	Phulpur	125860	98776	78.5
207	Patuakhali	Patuakhali Sadar	71866	57259	79.7	285	Sunamganj	Bishwamvarpur	28174	22104	78.5
208	Sherpur	Jhenaigati	37897	30193	79.7	286	Chandpur	Chandpur Sadar	74730	58626	78.5
209	Sunamganj	Jogonnathpur	34778	27705	79.7	287	Gaibandha	Shaghata	56929	44645	78.4
210	Naogaon	Mohadebpur	69794	55594	79.7	288	Bandarban	Rowangchhari	5510	4320	78.4
211	Lalmonirhat	Kaliganj	53622	42705	79.6	289	Kishoreganj	Kuliarchar	36161	28349	78.4
212	Khulna	Fultala	28219	22465	79.6	290	Jamalpur	Madarganj	54332	42586	78.4
213	Mymensingh	Mukttagacha	90254	71824	79.6	291	Tangail	Tangail Sadar	121462	95165	78.3
214	Kurigram	Fulbari	42168	33551	79.6	292	Naogaon	Atrai	46991	36790	78.3
215	Faridpur	Saitha	35110	27928	79.5	293	Barishal	Bakerganj	65007	50886	78.3
216	Tangail	Gopalpur	58102	46214	79.5	294	Bhola	Borhanuddin	51697	40458	78.3
217	Thakurgaon	Haripur	31775	25273	79.5	295	Netrokona	Durgapur	46729	36569	78.3
218	Pabna	Bhangoora	29846	23737	79.5	296	Chandpur	Faridganj	84423	66044	78.2
219	Jamalpur	Bakshiganj	42321	33657	79.5	297	Sylhet	Golapganj	48872	38226	78.2
220	Khulna	Khulna Sadar	75663	60169	79.5	298	Faridpur	Bhanga	56329	44047	78.2
221	Patuakhali	Bauphal	67666	53806	79.5	299	Mymensingh	Gatargaon	88311	69049	78.2
222	Thakurgaon	Thakurgaon Sadar	131343	104428	79.5	300	Thakurgaon	Pirganj	49400	38602	78.1
223	Narail	Lohagara	48085	38200	79.4	301	Khagrachhari	Dighinala	17210	13447	78.1
224	Pabna	Bera	58636	46582	79.4	302	Mymensingh	Nandail	84342	65886	78.1
225	Kishoreganj	Karimganj	55980	44471	79.4	303	Rangamati	Kaptai	10500	8202	78.1
226	Netrokona	Atpara	26331	20912	79.4	304	Thakurgaon	Baliadangi	43145	33701	78.1
227	Mymensingh	Dhubaura	41461	32925	79.4	305	Faridpur	Sadarpur	34817	27188	78.1
228	Sunamganj	Dharmapasa	45108	35820	79.4	306	Sunamganj	Tahirpur	37633	29380	78.1
229	Magura	Shalikh	32201	25550	79.3	307	Gopalganj	Kotalipara	44304	34574	78
230	Rajbari	Pangsha	57620	45716	79.3	308	Kurigram	Kurigram Sadar	72935	56913	78
309	Magura	Sripur	37548	29299	78	387	Munshiganj	Tongibari	39032	29816	76.4
310	Kishoreganj	Hossainpur	39198	30568	78	388	Tangail	Basail	39437	30113	76.4
311	Shariatpur	Goshairhat	30591	23848	78	389	Rangpur	Kaunia	47820	36512	76.4
312	Gopalganj	Tungipara	19526	15218	77.9	390	Kishoreganj	Pakundia	48788	37248	76.3
313	Khagrachhari	Panchhari	11986	9339	77.9	391	Jhenaidaha	Sailkupa	81893	62504	76.3
314	Naogaon	Rani Nagar	42937	33453	77.9	392	Sylhet	South Shurma	56098	42764	76.2
315	Moulavi Bazar	Moulavi Bazar	55329	43107	77.9	393	Rangpur	Mithapukur	115450	87923	76.2
316	Pirojpur	Mathbaria	49487	38540	77.9	394	Sunamganj	Jamalganj	30252	23028	76.1
317	Manikganj	Daulatpur	35430	27592	77.9	395	Shariatpur	Naria	41544	31617	76.1
318	Jhenaidaha	Jhenaidaha Sadar	100611	78337	77.9	396	Narail	Narail Sadar	61602	46882	76.1
319	Narshingdi	Narshingdi Sadar	125151	97397	77.8	397	Feni	Feni Sadar	93801	71384	76.1
320	Jhenaidaha	Kaliganj	63745	49556	77.7	398	Brahmanbaria	Ashuganj	29094	22138	76.1
321	Netrokona	Khaliajhuri	17381	13506	77.7	399	Noakhali	Kabirhat	37620	28617	76.1
322	Tangail	Kalihat	90819	70565	77.7	400	Cumilla	Laksham	57825	43979	76.1
323	Meherpur	Gagni	77607	60298	77.7	401	Sunamganj	Dherai	40967	31152	76
324	Madaripur	Kalkini	55640	43230	77.7	402	Chattogram	Rawzan	64917	49347	76
325	Barguna	Barguna Sadar	59573	46279	77.7	403	Cumilla	Monohargonj	51073	38821	76
326	Cox's Bazar	Kutubdia	24374	18931	77.7	404	Narshingdi	Palash	42765	32506	76
327	Barguna	Betagi	23485	18237	77.7	405	Feni	Parshuram	20476	15557	76
328	Jamalpur	Islampur	67998	52801	77.7	406	Chattogram	Hathazari	74017	56214	75.9
329	Moulavi Bazar	Barlekha	44139	34273	77.6	407	Chattogram	Doublemooring	45227	34345	75.9
330	Moulavi Bazar	Rajnagar	41767	32414	77.6	408	Sherpur	Nakla	44750	33969	75.9

Sl. No.	Name of District	Name of Upazila	Total Couples	Total Acceptors	CAR (%)	Sl. No.	Name of District	Name of Upazila	Total Couples	Total Acceptors	CAR (%)
331	Pabna	Pabna Sadar	137361	106544	77.6	409	Habiganj	Bahubal	36076	27371	75.9
332	Cox's Bazar	Ukhiya	42781	33172	77.5	410	Barishal	Barisal Sadar	84160	63676	75.7
333	Dhaka	Keraniganj	144430	111898	77.5	411	Cumilla	Muradnagar	104413	78988	75.6
334	Gazipur	Tongi	37066	28702	77.4	412	Munshiganj	Gazaria	31716	23981	75.6
335	Sylhet	Kanaighat	48552	37594	77.4	413	Chandpur	Matlab (South)	43670	33012	75.6
336	Tangail	Ghatail	103053	79755	77.4	414	Kurigram	Roumari	45359	34281	75.6
337	Jashore	Chowgachha	52983	41002	77.4	415	Cumilla	Comilla Sadar	84303	63641	75.5
338	Shariatpur	Damoddy	23503	18188	77.4	416	Chandpur	Sharasti	49196	37124	75.5
339	Barishal	Babuganj	26628	20603	77.4	417	Gazipur	Kaliganj	56031	42256	75.4
340	Pabna	Faridpur	28273	21865	77.3	418	Sylhet	Biani Bazar	34296	25860	75.4
341	Rajbari	Baliakandi	45709	35342	77.3	419	Sylhet	Biswanath	31295	23596	75.4
342	Barishal	Banaripara	29541	22831	77.3	420	Dhaka	Dhamrai	90404	68139	75.4
343	Barishal	Agailjhara	28671	22157	77.3	421	Barishal	Hizla	25593	19278	75.3
344	Sylhet	Jaintapur	30919	23883	77.2	422	Tangail	Shakhipur	69015	51956	75.3
345	Cumilla	Adarsho Sadar	113427	87587	77.2	423	Chandpur	Haimchar	18401	13848	75.3
346	Narayanganj	Bandar	67674	52245	77.2	424	Noakhali	Sudharam	91286	68695	75.3
347	Khulna	Terokhada	26439	20410	77.2	425	Narayanganj	Rupganj	97224	73154	75.2
348	Cumilla	Titash	38016	29341	77.2	426	Narshingdi	Monohordi	45885	34515	75.2
349	Sherpur	Sherpur Sadar	124505	96061	77.2	427	Shariatpur	Palong (Sadar)	42598	32040	75.2
350	Magura	Mohammadpur	43290	33400	77.2	428	Cumilla	Meghna	22965	17273	75.2
351	Dhaka	Tejgaon	149758	115540	77.2	429	Noakhali	Subarna Char	54271	40807	75.2
352	Chattogram	Boalkhali	47187	36401	77.1	430	Noakhali	Sonaimuri	66575	50050	75.2
353	Moulavi Bazar	Kulaura	62227	47998	77.1	431	Khagrachhari	Mahalchhari	9744	7322	75.1
354	Netrokona	Purbadhala	56537	43603	77.1	432	Lakshmipur	Kamalnagar	34236	25719	75.1
355	Chandpur	Hajiganj	64220	49506	77.1	433	Noakhali	Begumganj	113706	85405	75.1
356	Narshingdi	Belaboo	41936	32317	77.1	434	Sylhet	Companiganj	28603	21468	75.1
357	Jhalakati	Nalchhiti	34367	26475	77	435	Shariatpur	Bhedarganj	45010	33768	75.1
358	Manikganj	Manikganj Sadar	66140	50932	77	436	Madaripur	Rajoir	48326	36250	75
359	Dhaka	Savar	153451	118114	77	437	Faridpur	Boalmari	54419	40795	75
360	Lakshmipur	Ramgoti	35583	27388	77	438	Tangail	Nagarpur	66964	50194	75
361	Faridpur	Alphadanga	23216	17867	77	439	Dhaka	Mirpur	85721	64224	74.9
362	Tangail	Mirzapur	95930	73808	76.9	440	Feni	Sonagazi	55304	41420	74.9
363	Pabna	Sujanagar	63259	48668	76.9	441	Cumilla	Chandina	78398	58701	74.9
364	Moulavi Bazar	Juri	25899	19917	76.9	442	Chattogram	Sitakunda	79184	59275	74.9
365	Narayanganj	Narayanganj	199395	153253	76.9	443	Tangail	Delduar	47962	35877	74.8
366	Sylhet	Balaganj	50058	38464	76.8	444	Kurigram	Ulipur	106287	79412	74.7
367	Chattogram	Panchlaish	32482	24958	76.8	445	Chattogram	Anwara	48294	35991	74.5
368	Gazipur	Kaliakair	61041	46898	76.8	446	Chattogram	Rangunia	75879	56539	74.5
369	Moulavi Bazar	Sreemongal	64673	49685	76.8	447	Naogaon	Dhamoirhat	44789	33343	74.4
370	Barishal	Mehendiganj	50908	39092	76.8	448	Feni	Fulgazi	24859	18498	74.4
371	Kurigram	Bhurungamari	66712	51195	76.7	449	Chandpur	Motlab (North)	58538	43556	74.4
372	Habiganj	Nabiganj	59860	45916	76.7	450	Chattogram	Sandwip	60008	44600	74.3
373	Cumilla	Barura	90511	69426	76.7	451	Rangpur	Badarganj	66850	49637	74.3
374	Munshiganj	Serajdikhan	59519	45614	76.6	452	Munshiganj	Lohajong	31510	23395	74.2
375	Sunamganj	Dowara Bazar	41270	31626	76.6	453	Narayanganj	Sonargaon	89433	66340	74.2
376	Chandpur	Kachua	83357	63857	76.6	454	Brahmanbaria	Kashba	66094	49025	74.2
377	Jhalakati	Jhalakati Sadar	35636	27299	76.6	455	Noakhali	Companiganj	51055	37831	74.1
378	Noakhali	Senbag	55340	42391	76.6	456	Cumilla	Nangolkot	78104	57861	74.1
379	Kurigram	Nageswari	103287	79105	76.6	457	Manikganj	Harirampur	32503	24078	74.1
380	Habiganj	Chunarughat	62617	47908	76.5	458	Munshiganj	Munshiganj	82576	61110	74
381	Noakhali	Hatiya	77156	59007	76.5	459	Cumilla	Homna	41281	30524	73.9
382	Lakshmipur	Ramganj	61461	46999	76.5	460	Munshiganj	Srinagar	59150	43711	73.9
383	Narshingdi	Raipura	113797	86986	76.4	461	Narshingdi	Shibpur	59209	43723	73.8
384	Khagrachhari	Khagrachhari	19814	15145	76.4	462	Brahmanbaria	Bijoy Nagar	52361	38583	73.7
385	Barishal	Muladi	31345	23958	76.4	463	Chattogram	Karnaphuli	27733	20429	73.7
386	Moulavi Bazar	Komolganj	47261	36109	76.4	464	Sylhet	Fenchuganj	18884	13909	73.7
465	Brahmanbaria	Akhaura	31165	22912	73.5	475	Chattogram	Fatichhari	108746	78838	72.5
466	Brahmanbaria	Brahmanbaria	80281	58930	73.4	476	Chattogram	Mirsharai	85539	61927	72.4
467	Cumilla	Daudkandi	74485	54553	73.2	477	Brahmanbaria	Sarail	57272	41388	72.3
468	Lakshmipur	Raipur	59595	43604	73.2	478	Brahmanbaria	Nasirnagar	57499	41281	71.8
469	Chattogram	Satkania	71640	52413	73.2	479	Dhaka	Nawabganj	71675	51452	71.8
470	Cumilla	Burichong	68894	50306	73	480	Chattogram	Chandanaish	45588	32705	71.7
471	Narayanganj	Araihazar	85392	62117	72.7	481	Chattogram	Lohagora	51019	36564	71.7
472	Khagrachhari	Ramgarh	13018	9466	72.7	482	Habiganj	Madhabpur	65486	46834	71.5
473	Manikganj	Singair	64393	46816	72.7	483	Brahmanbaria	Nabinagar	99148	69907	70.5
474	Chattogram	Patiya	70302	51080	72.7	484	Dhaka	Dohar	48266	33843	70.1

Sl. No.	Name of District	Name of Upazila	Total Couples	Total Acceptors	CAR (%)	Sl. No.	Name of District	Name of Upazila	Total Couples	Total Acceptors	CAR (%)
---------	------------------	-----------------	---------------	-----------------	---------	---------	------------------	-----------------	---------------	-----------------	---------

**Table-16: List of Upazila achieved CAR 50-70% up to the end of April 2021**

Sl. No.	Name of District	Name of Upazila	Total Couples	Total Acceptors	CAR (%)
1	Feni	Dagonbhuiyan	54360	38035	70
2	Lakshmipur	Lakshmipur Sadar	139321	96491	69.3
3	Gazipur	Kapasia	72323	47664	65.9
4	Feni	Chhagalnaiya	35515	22568	63.5
5	Brahmanbaria	Bancharampur	64426	31926	49.6





**Table -17: Method wise Dropout and Switch Over by Division upto the end of April 2021**

Division	Number of Acceptors dropped out and Switch Over									
	Oral Pill		Condom		Injectable		IUD		Implant	
	No Method	Switch Over	No Method	Switch Over	No Method	Switch Over	No Method	Switch Over	No Method	Switch Over
Rangpur	6615	5536	1716	1224	3390	3059	388	295	926	1137
Rajshahi	7695	5924	3237	2762	3929	2945	693	239	1034	1324
Khulna	6116	4118	2619	1697	3235	2182	334	168	732	906
Barisal	4920	2680	1503	757	2174	1567	252	158	553	401
Dhaka	11817	5895	4659	2446	6163	3224	717	386	1363	1006
Mymensingh	4586	2646	1108	558	1707	1241	215	111	1091	439
Chattogram	9287	4663	3545	1561	6004	2812	1053	409	1567	852
Sylhet	6648	1933	2096	690	3050	903	285	103	577	242
<b>National</b>	<b>57684</b>	<b>33395</b>	<b>20483</b>	<b>11695</b>	<b>29652</b>	<b>17933</b>	<b>3937</b>	<b>1869</b>	<b>7843</b>	<b>6307</b>

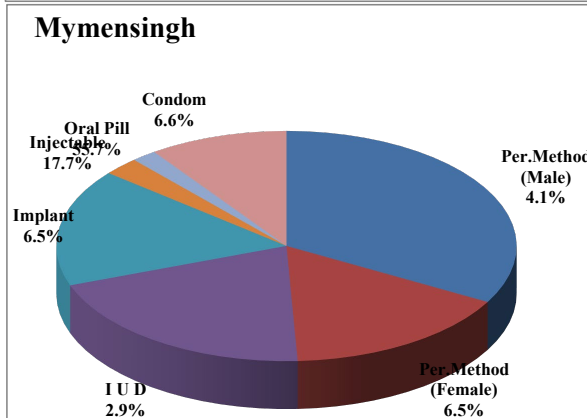
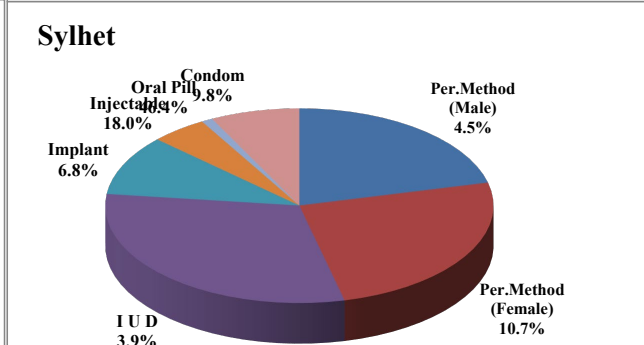
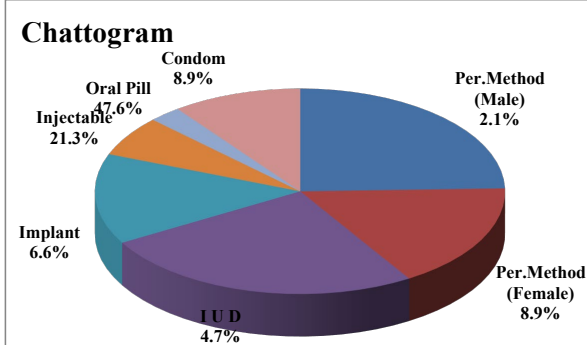
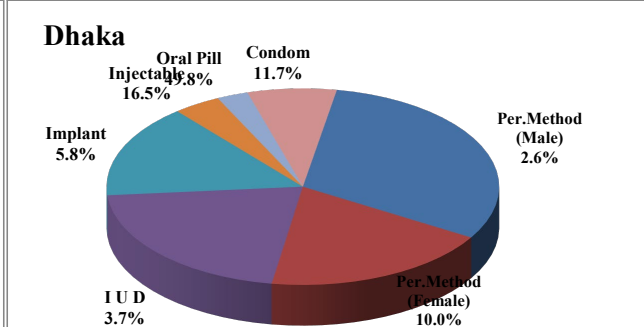
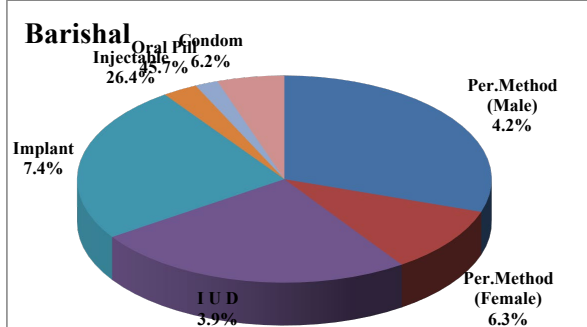
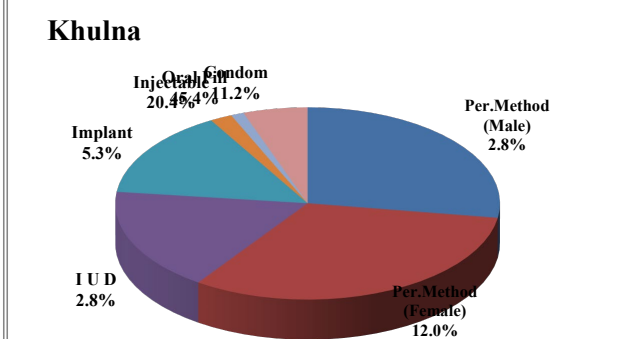
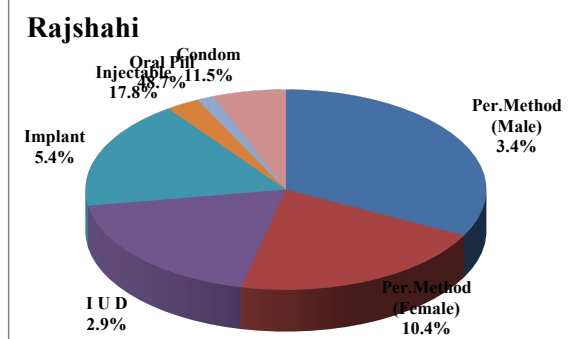
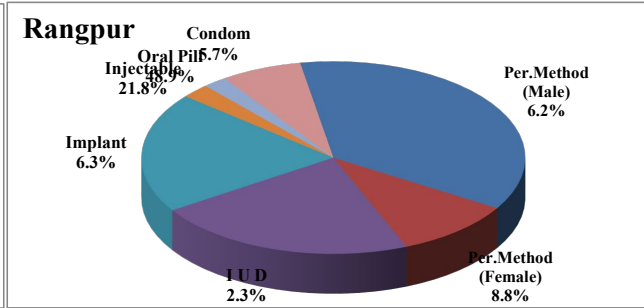
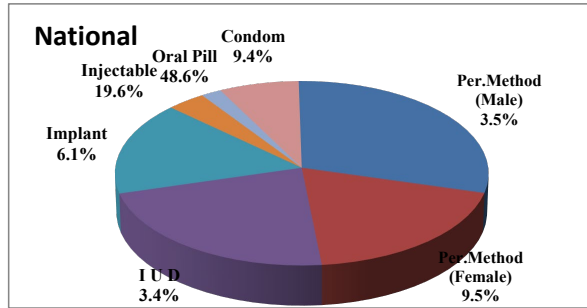
**Table -18: Contraceptive Acceptors and Acceptance Rate by Division upto the end of March 2021 and April 2021**

Division	Month	Total Eligible Couple	Total Number of Acceptors							CAR (%)
			Permanent Method	IUD	Implant	Injectable	Oral Pill	Condom	Total	
Rangpur	Mar-21	3648041	437787	68332	187596	627264	1431448	167158	2919585	80.03
	Apr-21	3650719	437892	68523	187756	627951	1431885	167336	2921343	80.02
Rajshahi	Mar-21	4254817	477928	97418	190559	615586	1673062	406449	3461002	81.34
	Apr-21	4257375	478643	97485	190775	616615	1673736	406809	3464063	81.37
Khulna	Mar-21	3489946	413492	80329	156849	558052	1270188	313431	2792341	80.01
	Apr-21	3491361	413632	80319	156811	557987	1270822	313567	2793138	80
Barisal	Mar-21	1661627	137674	50303	103851	343296	598792	82324	1316240	79.21
	Apr-21	1662454	137643	50190	103704	343436	599350	82340	1316663	79.2
Dhaka	Mar-21	5476193	535625	155944	260117	700763	2086220	494603	4233272	77.3
	Apr-21	5481856	536091	155791	259972	701430	2086646	494437	4234367	77.24
Mymensingh	Mar-21	2271615	189951	50539	121282	321035	1002681	116344	1801832	79.32
	Apr-21	2298665	192904	51532	123540	324909	1013086	118812	1824783	79.38
Chattogram	Mar-21	5134099	424194	181578	278462	801670	1844383	341648	3871935	75.42
	Apr-21	5137571	424208	181458	277853	801416	1847163	341687	3873785	75.4
Sylhet	Mar-21	1748503	204949	51888	101190	248126	620648	128944	1355745	77.54
	Apr-21	1706134	200506	50452	97916	240910	605738	126372	1321894	77.48
National	Mar-21	27684841	2821600	736331	1399906	4215792	10527422	2050901	21751952	78.57
	Apr-21	27686135	2821519	735750	1398327	4214654	10528426	2051360	21750036	78.56

**Table -19: Status of Contraceptive Method-Mix based on CAR at the end of the Month of April 2021**

Method	Rangpur	Rajshahi	Khulna	Barishal	Dhaka	Mymensingh	Chattogram	Sylhet	National
Permanent Method	14.99	13.82	14.81	10.45	12.66	10.57	10.95	15.17	12.97
I U D	2.35	2.81	2.88	3.81	3.68	2.82	4.68	3.82	3.38
Implant	6.43	5.51	5.61	7.88	6.14	6.77	7.17	7.41	6.43
Injectables	21.50	17.80	19.98	26.08	16.57	17.81	20.69	18.22	19.38
Oral Pill	49.01	48.32	45.50	45.52	49.28	55.52	47.68	45.82	48.41
Condom	5.73	11.74	11.23	6.25	11.68	6.51	8.82	9.56	9.43
<b>Total</b>	<b>100.0</b>	<b>100.0</b>	<b>100.0</b>	<b>100.0</b>	<b>100.0</b>	<b>100.0</b>	<b>100.0</b>	<b>100.0</b>	<b>100.0</b>

## Method-Mix for the month of April 2021



**Table -20: Performance by type of MCH services for the month of March 2021 and April 2021**

(in Number)

Services	Performance		% Change of April '21 over March,21	
	March '21	April '21		
Number of Pregnant Women	883698	872845	-1.23	
No. of High Risk Pregnant Mother Referred	5285	4634	-12.32	
Treatment, Advised & Referred Infertile Couple	114431	105385	-7.91	
Treatment of RTI/STI (MCHTI, MFSTC, FWVTI-Raj & MCWCs)	6539	5635	-13.82	
<b>Antenatal Care</b>	1 <sup>st</sup> visit (within 4 Month)	163962	143649	-12.39
	2 <sup>nd</sup> visit (within 6 Month)	113635	106834	-5.98
	3 <sup>rd</sup> visit (within 8 Month)	95750	85914	-10.27
	4 <sup>th</sup> visit (in 9 <sup>th</sup> month) (including MCHTI, MFSTC & FWVTI-Raj)	79917	74184	-7.17
<b>Delivery</b> conducted in MCHTI, MFSTC, FWVTI-Rajshahi, MCWC, UHC, UH&FWC & NGO Clinics	Normal	44874	41854	-6.73
	C-Section	40605	37755	-7.02
	<b>Total Delivery</b>	85479	79609	-6.87
<b>Postnatal Care</b> (including MCHTI, MFSTC, FWVTI-Raj, MCWC, UHC, UH&FWC)	PNC-1 (within 24 Hour)	38214	34875	-8.74
	PNC-2 (within 2- 3 day)	34373	31888	-7.23
	PNC-3 (within 7 -14 day)	37283	34023	-8.74
	PNC-4 (within 42-48 day)	45120	41767	-7.43
<b>TT for Women (15 - 49 Yrs.)</b>	1 <sup>st</sup> dose	114431	105385	-7.91
	2 <sup>nd</sup> dose	115111	106227	-7.72
	3 <sup>rd</sup> dose	110968	105448	-4.97
	4 <sup>th</sup> dose	102953	94579	-8.13
	5 <sup>th</sup> dose	101787	94410	-7.25
<b>Immunization</b>	BCG (Vaccine)	138688	146962	5.97
	PCV 1	149749	147621	-1.42
	PCV 2	153456	145114	-5.44
	PCV 3	151846	147194	-3.06
	MR Vaccine 1st Dose	134231	129321	-3.66
	MR Vaccine 2nd Dose	132343	123488	-6.69
Number of ECP acceptors	9314	7351	-21.08	
Number of MR done ( Both Govt. & NGOs )	2112	1772	-16.10	
<b>Total Live Births</b>	108795	103422	-4.94	
Still Births (Including MCHTI, MFSTC & FWVTI-Raj )	171	126	-26.32	
<b>Death</b>	Neonatal Deaths (0 - 28 day)	299	218	-27.09
	Infant Death (29 days <-1 Yr.)	104	77	-25.96
	Child Death (1 - <5Yrs.)	13	6	-53.85
	Maternal Deaths	60	80	33.33
	Other Death	25423	24199	-4.81
	<b>Total Death</b>	25919	24580	-5.17
No. of Health Education in UH&FWC	5506	6541	5858	

**Table -21: Performance by type of Nutrition services for the month of March 2021 and April 2021**

Services		Performance		% Change of April '21 over March,21
		March '21	April '21	
Nutrition Services for Pregnant Women, 0-59 months aged child and Mother	Counseling on IYCF, IFA, Vitamin-A and Hand washinh	664802	639161	-4.01
	Received IFA & Calcium Tablet (0-23 months child mother)	157278	213114	26.20
	Exclusive Breast feeding up to 6 months	176197	166665	-5.72
	No. of children (6-23Month) feeding complementary foods	188959	180038	-4.96
	Feeding Tablet Vitamin A (6-59months Child)	4409	5424	18.71
	Received Tablet anti-helminthics (24-59months Child)	60107	42326	-42.01
	Feeding Zink pill with ORS suffering form diarrhoea	4146	4518	8.23
	Identifying Suffering from MAM	8322	7955	-4.61
	Suffering from SAM & Referred	1577	2068	23.74
	Identifying Child Stunting	3080	3226	4.53
	Identifying Child Wasting	2794	2791	-0.11
	Identifying Child Under weight	3741	3708	-0.89

**Annex - A: Summary of the Couples and Acceptors by Month Since April**

Indicators		November.'20	December.'20	January.'21	February.'21	March.'21	April.'21
Number of Total Couples		27637609	27659104	27646705	27688431	27684841	27686135
Number of Total Acceptors		21681258	21720881	21711813	21747002	21751952	21750036
CAR (Contraceptive Acceptance Rate)		78.45	78.53	78.53	78.54	78.57	78.56
Method Specific Acceptors(Cumulative) by Month Since April 2021							
Indicators		November.'20	December.'20	January.'21	February.'21	March.'21	April.'21
Permanent Method (Male)Total		744633	744701	744795	742691	740970	742960
Permanent Method (Female) Total		2071707	2074641	2073381	2079214	2080630	2078559
Permanent Method (Total)		2816340	2819342	2818176	2821905	2821600	2821519
IUD (Users)Total		731297	737088	735381	735168	736331	735750
Implant (Users) Total		1366309	1381449	1383031	1390094	1399906	1398327
Injectable (Acceptors) Total		4206999	4212548	4209148	4216048	4215792	4214654
Oral Pill (Acceptors) Total		10514365	10521769	10516021	10531331	10527422	10528426
Condom (Acceptors) Total		2045948	2048685	2050056	2052456	2050901	2051360
Reporting Status	Number of Districts reported	64	64	64	64	64	64
	Number of Upazilas reported	490	490	490	489	490	489
Method Specific Absolute Performance by Month Since April 2021							
Indicators		November.'20	December.'20	January.'21	February.'21	March.'21	April.'21
Permanent Method (Male, Cases)		2260	2415	2017	1817	2366	1087
Permanent Method (Female, Cases)		7389	8353	5931	6112	7618	4571
Permanent Method (Total, Cases)		9649	10768	7948	7929	9984	5658
I U D (in cases)		11367	19051	10745	10855	17299	9153
Implant (Cases)		34978	45206	27501	29604	44752	10681
Injectables (Doses)		778810	806026	813606	781847	813214	778600
Oral Pill (Cycles)		5493799	5280647	5493285	5519179	5568173	5276059
Condom (Pieces)		8259904	8186689	8080167	7964564	8281522	7457265
Performance by types of MCH services by month since April 2021							
Services		November.'20	December.'20	January.'21	February.'21	March.'21	April.'21
Number of Pregnant Women		929937	902658	889712	883698	883698	872845
No. of High Risk Pregnant Mother Referred		5098	5237	5145	5285	5285	4634
Antenatal Care	1 <sup>st</sup> visit (within 4 Month)	171590	147449	141684	163962	163962	143649
	2 <sup>nd</sup> visit (within 6 Month)	128120	117612	112201	113635	113635	106834
	3 <sup>rd</sup> visit (within 8 Month)	102696	99097	93405	95750	95750	85914
	4 <sup>th</sup> visit (in 9 <sup>th</sup> month) (including MCHTI, MFSTC & FWVTI-Raj)	86579	84188	78651	79917	79917	74184

Services		November.'20	December.'20	January.'21	February.'21	March.'21	April.'21
<b>Institutional Delivery(MCHTI, MFSTC, FWVTI-Raj., MCWC, UHC, UH&amp;FWC &amp; NGO)</b>	Normal	48506	48861	46463	44874	44874	41854
	Caesarian	42605	42767	41870	40605	40605	37755
	<b>Total</b>	<b>91111</b>	<b>91628</b>	<b>88333</b>	<b>85479</b>	<b>85479</b>	<b>79609</b>
<b>Non-Institutional Delivery</b>	At Home by Trained Persons	33990	34924	35292	33836	33836	32387
	At Home by Non-Trained Persons	11556	11854	11927	11876	11876	11289
	<b>Total</b>	<b>45546</b>	<b>46778</b>	<b>47219</b>	<b>45712</b>	<b>45712</b>	<b>43676</b>
<b>Total Delivery</b>		<b>136657</b>	<b>138406</b>	<b>135552</b>	<b>131191</b>	<b>131191</b>	<b>123285</b>
<b>Postnatal Care</b>	PNC-1 (within 24 Hour)	42448	41134	38616	38214	38214	34875
	PNC-2 (within 2- 3 day)	35902	35750	33921	34373	34373	31888
	PNC-3 (within 7 -14 day)	39645	38878	36910	37283	37283	34023
	PNC-4 (within 42-48 day) (including MCHTI, MFSTC & FWVTI-Raj)	47620	46877	45894	45120	45120	41767
Postnatal care by trained person till two days in Home Delivery		5634	5256	5974	5129	5129	5372
No. of uses 7.1% chlorhexidine digluconate for umbilical cord care		35786	35798	32486	33589	33589	31890
<b>TT for Women (15 - 49 Yrs.)</b>	1 <sup>st</sup> dose	148355	96843	116459	114431	114431	105385
	2 <sup>nd</sup> dose	112066	94812	107282	115111	115111	106227
	3 <sup>rd</sup> dose	103860	89730	109008	110968	110968	105448
	4 <sup>th</sup> dose	103705	87667	104721	102953	102953	94579
	5 <sup>th</sup> dose	100485	86484	99684	101787	101787	94410
<b>Immunization</b>	BCG (Vaccine)	137847	124757	147884	138409	138409	146962
	PCV 1	154578	129200	168597	150260	150260	147621
	PCV 2	146360	125040	155641	151504	151504	145114
	PCV 3	144216	121343	153164	148987	148987	147194
	MR Vaccine 1st Dose	124652	119330	136058	135423	135423	129321
	MR Vaccine 2nd Dose	117757	111735	126408	130170	130170	123488
Number of ECP acceptors		8781	8025	8872	9193	9193	7351
Number of MR done ( Both Govt. & NGOs )		1190	1309	1630	3398	3398	1772
General Treatment		2532150	2385108	2302867	2331083	2457938	2457938
<b>*Total Live Births</b>		<b>111605</b>	<b>112692</b>	<b>112244</b>	<b>110065</b>	<b>108795</b>	<b>108795</b>
Still Births (Including MCHTI, MFSTC & FWVTI-Raj)		332	192	191	187	171	171
<b>Death</b>	Neonatal Death (0 - 28 day)	345	357	320	299	299	218
	Infant Death (29 days -<1 Yr.)	119	86	113	104	104	77
	Child Death (1 -< 5 Yrs.)	10	20	6	13	13	6
	Maternal Death	67	58	76	60	60	80
	Other Death	25727	28444	29328	25423	25423	24199
	<b>Total Death</b>	<b>26268</b>	<b>28965</b>	<b>29843</b>	<b>25899</b>	<b>25899</b>	<b>24580</b>
<b>* Live births conducted at Govt. MCH, DH, MCWC, UHC, UH&amp;FWC, NGOs and Home. The information is collected by FWAs through field visit.</b>							

**Annex - C : City Corporation wise Contraceptive Acceptors and Acceptance Rate (CAR) (Partial) at the end of the month of April 2021**

Name of the City Corporation	Eligible Couple	Oral Pill	Condom	Injectable	I U D	Implant	Permanent Method			Total Acceptors	CAR(%)
							Male	Female	Total		
Rangpur City Corporation	105565	39050	10130	17505	1172	5732	3408	6401	9809	83398	0
<b>Rangpur Division</b>	<b>105565</b>	<b>39050</b>	<b>10130</b>	<b>17505</b>	<b>1172</b>	<b>5732</b>	<b>3408</b>	<b>6401</b>	<b>9809</b>	<b>83398</b>	<b>79</b>
Rajshahi City Corporation	102273	28646	27743	17530	793	2159	573	6322	6895	83766	0
<b>Rajshahi Division</b>	<b>102273</b>	<b>28646</b>	<b>27743</b>	<b>17530</b>	<b>793</b>	<b>2159</b>	<b>573</b>	<b>6322</b>	<b>6895</b>	<b>83766</b>	<b>81.9</b>
Khulna City Corporation	134904	39694	24558	18496	7559	8493	4877	5736	10613	109413	0
<b>Khulna Division</b>	<b>134904</b>	<b>39694</b>	<b>24558</b>	<b>18496</b>	<b>7559</b>	<b>8493</b>	<b>4877</b>	<b>5736</b>	<b>10613</b>	<b>109413</b>	<b>81.1</b>
Barisal City Corporation	29282	12143	4663	2813	338	1935	285	1138	1423	23315	0
<b>Barisal Division</b>	<b>29282</b>	<b>12143</b>	<b>4663</b>	<b>2813</b>	<b>338</b>	<b>1935</b>	<b>285</b>	<b>1138</b>	<b>1423</b>	<b>23315</b>	<b>79.62</b>
Dhaka City Corporation	97186	30122	12428	15023	3223	4587	3777	5547	9324	74707	0
Gazipur City Corporation	111341	47544	10529	13271	3260	4826	1721	7832	9553	88983	0
Narayanganj City Corporation	112604	40491	12485	14936	2507	4225	3888	5674	9562	84206	0
<b>Dhaka Division</b>	<b>321131</b>	<b>118157</b>	<b>35442</b>	<b>43230</b>	<b>8990</b>	<b>13638</b>	<b>9386</b>	<b>19053</b>	<b>28439</b>	<b>247896</b>	<b>77.19</b>
Chattogram City Corporation	81201	27108	10878	9670	3641	4878	2050	3737	5787	61962	0
<b>Chattogram Division</b>	<b>81201</b>	<b>27108</b>	<b>10878</b>	<b>9670</b>	<b>3641</b>	<b>4878</b>	<b>2050</b>	<b>3737</b>	<b>5787</b>	<b>61962</b>	<b>76.31</b>
Sylhet City Corporation	29527	11458	4037	3295	424	1436	669	2338	3007	23657	0
<b>Sylhet Division</b>	<b>29527</b>	<b>11458</b>	<b>4037</b>	<b>3295</b>	<b>424</b>	<b>1436</b>	<b>669</b>	<b>2338</b>	<b>3007</b>	<b>23657</b>	<b>80.12</b>
Mymensingh City Corporation	33102	13546	2955	3859	816	2527	1575	2239	3814	27517	0
<b>Mymensingh Division</b>	<b>33102</b>	<b>13546</b>	<b>2955</b>	<b>3859</b>	<b>816</b>	<b>2527</b>	<b>1575</b>	<b>2239</b>	<b>3814</b>	<b>27517</b>	<b>83.13</b>
<b>Total</b>	<b>628458</b>	<b>212136</b>	<b>97449</b>	<b>88104</b>	<b>17250</b>	<b>31385</b>	<b>17325</b>	<b>33585</b>	<b>50910</b>	<b>497234</b>	<b>79.12</b>