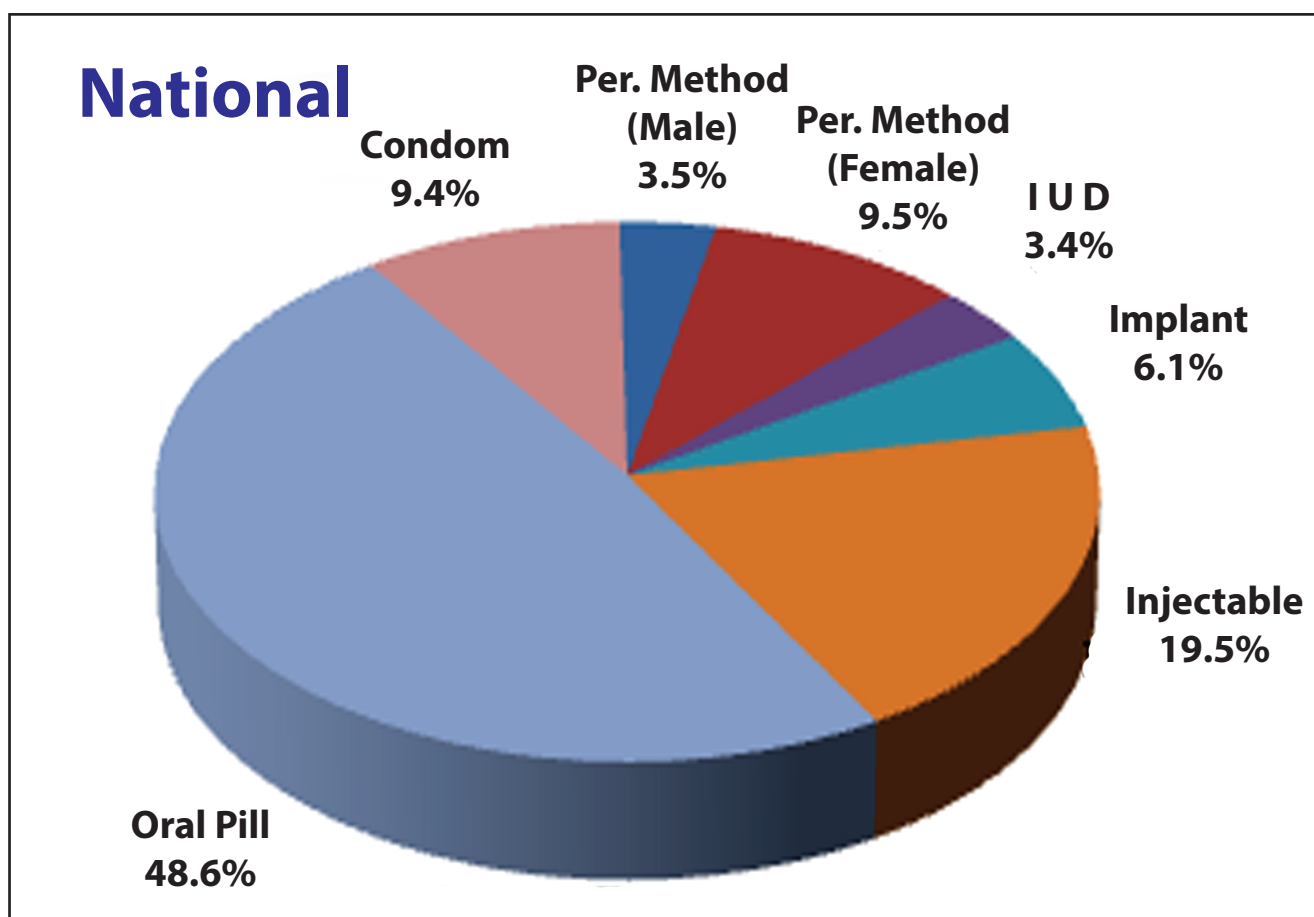


ছেলে হোক, মেয়ে হোক  
দু'টি সন্তানই যথেষ্ট

# MONTHLY REPORT ON FAMILY PLANNING, MATERNAL & CHILD HEALTH, REPRODUCTIVE HEALTH AND NUTRITION SERVICES December 2021

## Method-Mix for the month of December 2021



## Preface

I am delighted to publish the monthly report of December/2021 of Management Information System (MIS) of Directorate General of Family Planning (DGFP). This monthly report displays our continuous effort to preserve quality data which can be used as a major tool kit for better management and evidence based decision making regarding future plan of FP MCH & ADH. The report consists of several information on demographic data associated with family planning, maternal & child health, reproductive health and nutrition services across the country. The report is a regular monthly issue designed to incorporate monthly service statistical progress at district and upazila level.

MIS Unit of Directorate General of Family Planning consists of three sub systems namely Service Statistics (SS), Logistic Management Information System (LMIS) and Human Resource Information System (HRIS). In the year 2011, MIS Unit has developed web-based software to collect, collate and compile service statistics from field level. Online reporting is already an established system at upazila level and we have a plan to scale up e-MIS report at all administrative tiers across the country under 4<sup>th</sup> sector program.

It is important to mention that this monthly report provides mainly service statistics information received from field workers, service delivery points and NGOs other than urban areas. Generally, the objectives of MIS are to develop and strengthen reliable information management system. We are hopeful that this report will help the users at all levels to compare and analyze the latest information on family planning, maternal, child and adolescent health.

Finally, I convey my sincere thanks to the personnel of MIS Unit who have made diligent effort to prepare this report in time. I cordially request all the users of this monthly report to provide their valuable suggestions and feedback (if any) through the e-mail address ([dirmis@dgfp.gov.bd](mailto:dirmis@dgfp.gov.bd)) for its further improvement.

Md.Shahadat Hossain  
Director (MIS) & Line Director  
Directorate General of Family Planning

# Table of Contents

<b><u>Sl. No</u></b>	<b><u>Contents</u></b>	<b><u>Page #</u></b>
1.	At a glance of FP Performance for the month of November 2021 and December 2021.....	02
2.	At a glance of the MCH and Reproductive Health Services for the month November.'21 and December.'21...	03
3.	At a glance of the Nutrition services for the month of November 2021 and December 2021.....	04
4.	Introduction .....	05
5.	Family Planning Performance (CAR Related) .....	05
6.	MCH Performance .....	05
7.	Nutrition Programs of the Directorate General of Family Planning .....	06
8.	Highlights December 2021.....	06
9.	Table Analysis .....	07
10.	Remarks .....	09
11.	Clarification about some information .....	09
12.	Highest and Lowest Performing districts in clinical methods .....	10
13.	National Projection, Performance and Achievement Rate of Contraceptive Methods .....	11
14.	List of Division according to descending order of Achievement Rate against their projections of Clinical Methods for the period July 2021 to December 2021.....	11
15.	List of 3(three) districts achieved the highest Achievement Rate of Clinical Methods against their Projections for the period July 2021 to December 2021.....	11
16.	List of 3(three) districts achieved the lowest Achievement Rate of Clinical Methods against their Projections for the period July'20 to December'21	11
17.	Comparative Statement of contraceptives performance for the period between July 20 to December 20 and July 21 to December 21.....	12
18.	Performance & Distribution of Contraceptives by Method for the month of November 21 to December 21	12
19.	Contribution of Government, NGOs and Multisectors in respect of Contraceptive Performance during December 2021.....	12
21.	Division wise and NGOs and Multisectors wise Contraceptive Performance for the month of December	13
21.	District wise Projection, Performance and Achievement Rate of Permanent and Long Acting Methods	17
22.	District wise Projection, Performance and Achievement Rate of Short Acting Methods .....	19
23.	Method wise Users (Normal & Postpartum as Old, New, Dropout, Postpartum Expire) and CAR by District at the end of December 2021.....	21
24.	Number of New and Total Acceptors up to the end of November 2021 and December 2021.....	33
25.	CAR (%) by Division up to the end of November 2021 and December 2021.....	33
26.	District by Range of CAR up to the end of December 2021.....	34
27.	District by Range of CAR up to the end of December 2021.....	34
28.	List of Upaziala achieved CAR >70% up to the end of December 2021.....	35
29.	List of Upaziala achieved CAR 60-70% up to the end of December 2021.....	38
30.	Method wise numbers of Dropout and Switch Over by Division up to the end of November'21 and December'21	39
31.	Contraceptive acceptors and acceptance Rate by Division up to the end of November'21 and December'21....	39
32.	Status of Contraceptive Method-Mix based on CAR at the end of the month of December 2021.	39
33.	Pie-Chart of Method-Mix for the month of December 2021.....	40
34.	Performance by type of MCH services for the month of November'21 and December'21	41
35.	Performance by type of Nutrition services for the month of November'21 and December'21.....	42
36.	Summary of the Couples and Acceptors by Month since December 2021...	43
37.	Performance of RH-EOC of MCWCs, MCHTI & MFSTC for the month of December 2021.....	45
38.	City Corporation wise Contraceptive Acceptors and Acceptance Rate(CAR) (Partial) at the end of the month of December 2021.....	47

## At a glance of the FP Performance for the Month of November 2021 and December 2021

Indicators	November	December
Numbers of Total Eligible Couple (Including Part of the city Corporation)	27779305	27813853
Numbers of Total Acceptors (Including Part of the city Corporation)	21820985	21888673
CAR(%) (Contraceptive Acceptance Rate)	78.55	78.70
<b>Method specific acceptors (Cumulative) :</b>		
Permanent Method (Male) Postpartum	2574	4134
Permanent Method (Male)	736655	737964
Permanent Method (Female) Postpartum	87510	88882
Permanent Method (Female)	2091335	2093264
Permanent Method (Total)	2827990	2831228
IUD (Postpartum Users)	33422	35121
IUD (Total Users)	729904	736084
Implant (Postpartum Users)	88556	93733
Implant (Total Users)	1413221	1435675
Injectable (Postpartum Acceptors)	190336	192959
Injectable (Total Acceptors)	4220669	4228845
Oral Pill (Postpartum Acceptors)	573543	579396
Oral Pill (Total Acceptors)	10565131	10583809
Condom (Postpartum Acceptors)	166856	169831
Condom (Total Acceptors)	2064070	2073032
<b>Method specific new acceptors :</b>		
Permanent Method (Male)	1132	1673
Permanent Method (Female)	7216	7981
Permanent Method (Total)	8348	9654
IUD (New Users)	6648	15074
Implant (New Users)	23801	43439
Injectable (New Acceptors)	50756	62630
Oral Pill (New Acceptors)	100840	123218
Condom (New Acceptors)	38572	51353
Number of Districts reported	64	64
Number of Upazilas reported	491	491
<b>Range of CAR (%)</b>	<b>No. of Districts</b>	
	<b>November</b>	<b>December</b>
00 - 59	0	0
60 - 69	1	0
70 & above	63	64
<b>Contraceptive performance and distribution by methods (Absolute Performance) :</b>		
Permanent Method (Male - cases)	2306	2744
Permanent Method (Female - cases)	6666	9561
Permanent Method (Total - cases)	8972	12305
IUD (Nos.)	11036	24235
Implant (Nos.)	29775	60453
Injectable (Doses)	759604	783339
Oral Pill (Cycles)	4691478	4633437
Condom (Pieces)	7856133	7875426

## At a glance of the MCH and Reproductive Health Services for the Month of November 2021 and December 2021

Services		November.'21	December.'21
Number of Pregnant Women		922700	907694
Number of High Risk/Complicated Pregnant Mother		5397	5107
Antenatal Care	1st visit (Within 4 Month)	159348	152682
	2nd visit (within 6 Month)	119750	118637
	3rd visit (within 8 Month)	96086	94202
	4th visit (within 9 Month)	82657	83409
<b>Institutional Delivery</b> (MCHTI, MFSTC, FWVTI-Raj, MCWC, UHC, UH&FWC &NGOClinics)	Normal	50161	50970
	C-section	45707	45250
	Total Delivery	95868	96220
<b>Non-institutional Delivery</b>	At Home by Trained Persons	30850	31957
	At Home by Non-Trained Persons	11010	10957
	Total Delivery	41860	42914
<b>*Total Live Births</b>		113579	114414
<b>Postnatal Care</b>	PNC-1 (within 24 Hour)	44352	43176
	PNC-2 (within 2-3 day)	39660	39094
	PNC-3 (within 7-4 day)	40336	39846
	PNC-4 (within 42-48 day)	48340	50043
Postnatal care by trained person till two days in Home Delivery		5271	5205
No. of uses 7.1% chlorhexidine digluconate for umbilical cord care		40269	39903
TT for Woman (5-49)	1st dose	109045	106768
	2nd dose	107613	105735
	3rd dose	114490	105542
	4th dose	100478	97095
	5th dose	101136	99693
Immunization	BCG	145859	139856
	PCV-1	153355	149849
	PCV-2	148861	147379
	PCV-3	144269	142342
	MR Vaccine 1st Dose	130524	129805
	MR Vaccine 2nd Dose	125393	125659
Number of ECP acceptors		8647	8493
Number of MR done ( Both Govt. & NGOs)		1413	2352
General Treatment		2383457	2349348
Still Births ( including MCHTI, MFSTC & FWVTI-Raj)		187	192
<b>Death</b>	Neonatal death (0-28 days)	312	307
	Infant Death (29Days to below 1Year)	97	85
	Child Death (1 - <5 year)	22	9
	Maternal Death	69	57
	Other Death	25144	26563
	Total	25632	27021
No. of Health Education in UH&FWC		7730	5920

\* Live births conducted at Govt. MCH, DH, MCWC, UHC, UH&FWC, NGOs & Home. The information is collected by FWA through field visit.

## At a glance of the Nutrition services for the Month of November 2021 and December 2021

Services		Performance	
		November.'21	December.'21
<b>Nutrition Services for Pregnant Women, 0-59 months aged child and Mother</b>	Counseling on IYCF, IFA, Vitamin-A and Hand washinh	730783	719786
	Number of mother Received IFA & Calcium Tablet	153770	151198
	Received MNP Sachet (6-23 months)	22344	27023
	Exclusive Breast feeding up to 6 months	170538	169383
	Complimentary feeding after 6 months	191487	193311
	Feeding Tablet Vitamin A (6-59months Child)	6670	111008
	Received Tablet anti-helminthics (24-59months Child)	49273	49595
	Feeding Zink pill with ORS suffering form diarrhoea	6536	5777
	Identifying Suffering from MAM	8074	10694
	Suffering from SAM & Referred	1542	2531
	Identifying Child Stunting	3963	3827
	Identifying Child Wasting	3341	3498
	Identifying Child Under weight	3370	3951

## SUMMARY

### Introduction

Bangladesh is divided into eight administrative divisions: Dhaka, Chattogram, Rajshahi, Khulna, Barishal, Sylhet, Rangpur and Mymensingh. Each division is divided into several districts and each district into several upazilas. Each urban area in an upazila is divided into wards. Upazilas are divided into Union Parishads (UPs) and Poursobas. These divisions allow the country as a whole to be separated into rural and urban areas. Management Information System (MIS) has been operational under the Directorate General of Family Planning (DGFP) for a long time. The report of the Contraceptive Performance, MCH, Reproductive Health and Nutrition services is used to be published each month from MIS Unit on the basis of Service Statistics received from the field workers, service delivery clinics and NGOs. Erstwhile Family Welfare Register, however, is the principal source of performance statistics. This report is prepared on the basis of FWA Registers (9th Edition) and Clinic Report. Most of the FWAs visit their working area once in every two months. It is a continuous process. FWA register is modified/updated in every three years.

There is a reporting system to collect the information from the field. MIS Reporting Form-1 is filled up by the FWAs and submitted the same to FPIs. FPI fills up the MIS reporting Form-2 by compiling of all the FWAs (MIS Form-1) report and submits to UFPO office. MIS reporting Form-3 (clinical) is filled up by MO (clinic)/ (MCH-FP)/ (FW)/SACMO/ FWV and is submitted to UFPO office. NGOs of the respective area submit their report to UFPO office through MIS reporting Form-2 and 3 as their requirement. All the reporting Form-2 and 3 are compiled by UFPO office and filled up reporting Form-4 (union wise) and is entered in online web based software (SS). District FP Office reviews and submits that report. It provides information of contraceptive use status of eligible couples and different types of MCH, Reproductive Health and Nutrition services. MIS performance report is primarily used by different level of program managers and supervisors engaged in implementing the Family Planning, MCH, RH and Nutrition program in the country. Besides, different policy makers, decision makers, donor agencies, Development Partners, researchers and other users also use this report.

### Family Planning Performance (CAR related):

Performance reports of December 2021 have been received from all the 64 districts of the country. During the month of December 2021 total numbers of eligible couple were found to be as 27813853 against 27779305 in the previous month. Performances of NGOs are also included in the report as reported by the Upazila Offices. A total of acceptors are 21888673 reported in the month of December'21 as against 21820985 in November'21. The Contraceptive Acceptance Rate (CAR) achieved at the end of the reporting month for six modern methods (Permanent Method, IUD, Implant, Injectable, Oral Pill and Condom) is 78.70% which was 78.55 % in November'21. Method Specific Acceptors (Cumulative), Method Specific New Acceptors and Contraceptive distribution by Methods are shown in the summary sheet. It December be noted that the contraceptive acceptance rate is an estimate, based on the client contact and the status of contraceptive acceptance as reported by the field workers based on the entries made in the FWA register. The Contraceptive Prevalence Rate (CPR), on the other hand, is based on periodic surveys that are made on precise statistical procedures.

The acceptance rate is a tentative rate and varies from month to month because of reporting status and coverage. This rate is usually higher than the Contraceptive Prevalence Rate (CPR). CAR is generally used to monitor as a management tool 'on-going' program performance in the country. It is not so much used to evaluate the program impact or goals, which is done by periodical scientific surveys.



## **MCH Performance:**

In the month of December'21, 907694 pregnant women have been registered. Total number of 5,107 pregnant women referred to hospital for their complications. Dose-wise TT for Women (15-49 yrs.) and OPV & Pentavalent vaccines were shown in the summary sheet. BCG vaccines were given to 139856 infants during December'21. Visit-wise Antenatal Care is also shown in the summary sheet both of November 2021 and December 2021. Postnatal Care is shown in the summary sheet both November 2021 and December 2021. Number of delivery conducted by the clinics is 96220. Total numbers of delivery at home 31957 by trained personnel and 10957 by non-trained personnel. Still Birth is recorded 192 in December'21 and in the previous month it was 187. Neo-natal deaths (0-28 days) & Infant deaths (29 days-<1yr.) are recorded to be 307 and 85 in the month of December'21 where these were 312 and 97 in November'21 respectively. A total of 9 child-deaths (1-<5 yrs.) have been reported in the month of December'21 as against 22 in November. Maternal deaths were reported 57 during the month of December'21 which was 69 in November'21. The other deaths were reported 26563 in December'21 but in November'21 the number of such deaths was 25144. General treatments were rendered to 2349348 and 2383457 patients in the month of December'21 and November'21 respectively. In December'21 number of ECP acceptors was 8493 but in November'21 it was 8647. MR done in the reporting month is 1413 but in November'21 it was 2352.

## **Nutrition Programs of the Directorate General of Family Planning**

Country wide nutrition service is going on through National Nutrition Services (NNS) Operational Plan of DGHS under Health Services Division of MOHFW. DGFP is also playing vital role for implementation of nutrition services whole over the country and is rendering nutrition services at field level where activities like MCH services, Adolescent and Family Planning Program is going on. By this time coordination with IPHN and cooperation with "Global Alliance for Improved Nutrition (GAIN), UNICEF and Alive & Thrive" comprehensive nutrition services are running in 91 upazillas of 11 districts through MCH Services Unit of DGFP.

### **Highlights December 2021**

- a) National Contraceptive Acceptance Rate (CAR) based on visited eligible Couples 27813853 is found to be 78.70%. Rajshahi division has achieved the highest acceptance rate 81.43%, followed by Khulna division 80.20%. The CAR is found to be 80.03% achieved in Rangpur division. The Contraceptive Acceptance Rate has been found to be rather low in Mymensingh 79.55%, Barishal 79.31%, Dhaka 77.46%, Sylhet 77.51% and Chattogram 75.62%.

The highest numbers of Acceptors 4264634 have been reported from Dhaka division followed by 3903759 in Chattogram division, Rajshahi division reported 3481521 acceptors. Acceptors size is however, found much smaller in Rangpur, Khulna, Mymensingh and Sylhet which are 2902690, 2808950, 1837246 and 1367080 respectively and in Barishal division it is 1322793.

- b) Out of 64 reporting districts, 63 districts have reported contraceptive acceptance rate of 70 percent and above, 1 district has reported CAR of 60 - 69 percent and no district has reported CAR of < 59 percent.
- c) Out of 491 Upazilas 486 Upazilashave reported CAR at the level >70% and 5 Upazilas have reported CAR level 50-70 percent.

According to the performance of the reporting month (December,21) Jhenaidaha district recorded the highest achievement rate 309.0%. Gaibandha district has got the 2nd place with 264.7% and Chuadanga district has secured the 3rd position with 195.5% of permanent method. Sherpur district has achieved first position with achievement rate 473.1%; Bandarban district has got the 2nd position with achievement rate 384.0% and Shariatpur district has recorded the 3rd position with achievement rate 233.0% in IUD. In Implant Faridpur district has recorded the highest achievement rate with 406.9%, Pirojpur district has placed in 2nd position with achievement rate 294.3% and Sherpur district has got the 3rd position with achievement rate 284.8%.



- d) (Table 21) In December National Nutrition services information collected by FP workers are as follows: Number of 151198 mothers received IFA, No. of 169383 babies (up to 6 months) exclusive breast feeding and No. Of 193311 children (6-23 months) feeding complementary foods. No. of 10694 children suffering from MAM and 2531 suffering from SAM and referred. No. of Children Stunting, wasting and under weight are 3827, 3498 and 3951 respectively.

## Table Analysis:

**Table 1:** Shows contraceptive performance and Achievement Rate in respect of Permanent, Long Acting and Short Acting methods for the reporting month (December'21) and reporting period (July'21 to December'21) against their respective projections. In the reporting month the achievement rates of Permanent method (Male) 40.8%, Permanent method (Female) 85.8% and Permanent method (Total) 68.9%, IUD 109.7%, Implant 161.2%, Injectable 44.6%, Oral Pill 34.3% and Condom 32.5%. From July'21 to December'21 the achievement rates of Permanent method (Male) 29.5%, Permanent method (Female) 59.6% and Permanent method (Total) 48.3%, IUD 62.3%, Implant 84.6%, Injectable 44.2%, Oral Pill 34.7% and Condom 32.2%.

**Table 2:** Shows the divisions according to descending order of achievement rate against their projection of Permanent and Long Acting methods for the period July'21 to December'21.

**Table 3:** Showing the 3(three) districts which achieved the highest achievement rate against Permanent and Long Acting methods of their projections for the period July'21 to December'21.

**Table 4:** Shows 3(three) districts which achieved the lowest achievement rate of Permanent and Long Acting methods against their projections for the period July'21 to December'21.

**Table 5:** Comparative statement of contraceptive performance against their projection between the period July'20 to December'20 and July'21 to December'21. The Achievement Rate of Permanent Method (Male) was 22.7% in the period of July'20 to December'20 but it shows the lower rate 21.3% in the current period. So it is decrease 1.5% than that of July'20 to December'20. Permanent Method (Female) was 45.3% in the period July'20 to December'20 but it shows the higher rate 49.2% in the current period. So it is 3.9% increase than that of July'20 to December'20. Permanent Method (Total) was 36.8% in the period July'20 to December'20, but it shows the higher rate 38.7% in the current period. So it is 1.9% increase than that of July'20 to December'20. IUD achieved the 44.0% in the reporting period July'20 to December'20 but it shows the lower rate 39.6% in the current period. So it is 4.4% decrease than that of July'20 to December'20. Implant achieved the 57.7% in the reporting period July'20 to December'20 but it shows the higher rate 64.1% in the current period. So it is 6.4% increase than that of July'20 to December'20. Injectable achieved the 37.0% in the reporting period July'20 to December'20 but in the current period it shows 37.4%. So Injectable is increase 0.4% than that of July'20 to December'20. Oral Pill achieved the 29.2% in the reporting period July'20 to December'20 but in the current period (July'21 to December'21) it shows 34.8%. In case of Oral Pill 5.6% increase than that of July'20 to December'20. In case of Condom it achieved 26.9% in the reporting period July'20 to December'20 but in the current period (July'21 to December'21) it shows 27.6%, which is 0.7% increase than that of July'20 to December'20.

**Table 6:** Comparative status of performance and distribution of contraceptive by methods for the month of November'21 and December'21 based on field worker's report. In comparison with that of previous month Permanent Method (male) 19.0%, Permanent Method (Female) 43.4%, Overall Permanent Method (Total) 37.1%, IUD -119.6%, Implant 103.0%, Injectable 3.1% Oral Pill -1.2% and Condom 0.2%.

**Table 7:** Shows the share of Government and NGOs and Multisectors by methods in the overall National performance. Government sector has contributed 66.3% in Permanent Method (Male), 88.6% in Permanent Method (Female), 83.6% in Permanent Method (Total), 91.7% in IUD, 95.0% in Implant, 89.3% in Injectable, 92.8% in Oral Pill and 85.8% in Condom in the reporting month December'21. On the other hand NGOs and Multisectors have contributed 33.7% in Permanent Method (Male), 11.4% in Permanent Method (Female), 16.4% in Permanent Method (Total), in IUD 8.3%, in Implant 5.0%, in Injectable 10.7%, in Oral Pill 7.2% and in Condom 14.2% in the reporting month December'21.

**Table 8:** Division wise and NGOs & Multisectoral wise Contraceptive Performance for the month of December'21 are shown in this table. BAVS of Dhaka Division is in the highest position, BAVS of Chittagong Division is in the next and BAVS of Rajshahi Division is in the 3rd position in Permanent method. By NGOs and Multisectorals performance of Total Permanent methods are 2016 in the reporting month, in which Males are 924 and Females are 1092. Total IUD and Implant 2012 and 3039 are inserted in the reporting month December'21. Injectable 83448 vials, Oral Pill 333975 cycles and 1116906 of Condom are distributed by NGOs and Multisectorals in the reporting month.

**Table 9:** Shows the projection, performance and achievement rates of Permanent and Long Acting methods in the reporting month December'21 and in the reporting period July'21 to December'21. In the reporting month Jhenaidaha district has achieved the highest achievement rate of 309.0% and Gaibandha district is the next highest with 264.7% in Permanent Method. In the reporting month Sherpur district has achieved the highest achievement rate of 473.1% and Bandarban district is the next highest with 384.0% in IUD. In the reporting month Faridpur district has achieved the highest achievement rate of 406.9% in Implant and Pirojpur district has achieved the next second highest achievement rate with 294.3%. On the other hand, in the reporting period July'21 to December'21 Gaibandha district has achieved the highest achievement rate of 144.3% in Permanent Method, Sherpur district has achieved the highest achievement rate of 266.4% in IUD and Tangail district has achieved the highest achievement rate of 148.5% in Implant.

**Table 10:** Shows the projection, performance and achievement rates of Short Acting methods in the reporting month December'21 and in the reporting period July 21 to December'21. In the reporting month Bhola district has achieved the highest achievement rate of 121.3% and Sherpur district is the next highest with 116.9% in Injectable method. Gopalganj district has achieved the highest achievement rate of 70.8% in Oral Pill. Sherpur district has achieved the highest achievement rate of 91.6% in Condom. From July'21 to December'21 Bhola district has achieved the highest achievement rate of 120.3% and Sherpur district is the next highest with 112.0% in Injectable, Rangamati district has achieved the highest achievement rate of 71.4% in Oral Pill and Sherpur district has achieved the highest achievement rate of 93.8% in Condom.

**Table 11:** This table shows the Old acceptors, new acceptors and dropout (No method & switch over) cases by districts in the reporting month (December'2021). This table is prepared on the basis of CAR report.

**Table 12:** This table shows the new and total acceptors of the current month in comparison with that of the previous month. The new acceptors of all the methods-, Permanent Method(Male), Permanent Method(Total) have shown decreasing trend but Permanent Method(Female) IUD Injectable, Oral Pill Condom and Implant have shown increasing trend. New acceptors are shown depending on the field workers report which collects from their visiting areas. In case of total acceptors Permanent Method (Male), Permanent Method (Female), Permanent Method (Total) IUD, Implant, Injectable, Oral Pill and Condom have shown increasing trend.

**Table 13:** This table shows that Rajshahi division had recorded the highest CAR of 81.43%, next Khulna division 80.20%, Rangpur division 80.03%, Mymensingh division 79.55%, Barishal division 79.31%, Sylhet division 77.51%, Dhaka division 77.46% and Chattogram division 75.62% in the reporting month December'21. Graph-1 shows the division wise CAR for the current month and graph-2 shows the division wise CAR for the current month in comparison with that of previous month.

**Table 14:** Shows that 63 districts have achieved CAR level of 70.0% and above where 1 district has achieved CAR between 60%-69% and no district has achieved CAR between 0-59% in the reporting month December'21. The graph also shows the same in comparison with previous month.

**Table 15:** List of 486 upazilas among the 491, which have achieved CAR >70.0% in the reporting month.

**Table 16:** List of 5 upazilas which have achieved CAR 60-70% in the reporting month. Graph shows that 485 upazilas out of 490 have achieved CAR level >70%, 4 upazilas have achieved CAR level 60%-70% and 1 upazila has achieved CAR level <60% in the current month. There is graphical presentation is also showing both of November'21 and December'21.

**Table 17:** Shows the dropout and switch over by method and by division for the month of December, 21.

**Table 18:**This table shows the Division-wise comparison of Couples, Contraceptive Acceptors and the Acceptance Rate up to the end of December'21.

**Table 19:**This table shows the contraceptive method mix by division for the month of December'21.

**Pie Charts are showing the national and division wise Method-Mix for the month of December'21.**

**Table 21:**This table shows the performance of MCH and Reproductive Health Services during the month of November'21 and December'21.

**Table 21:**This table shows the performance of Nutrition Services for the month November'21 and December'21 collected by family planning workers.

**Annex A:**Annex- A shows comparative summary key performances since July 2021 to December'21.

**Annex C:**City Corporation wise Contraceptive Acceptors and Acceptance Rate(CAR) (Partial) at the end of the month of December'21.

## **Clarification about the information of summary sheet, table-2 and table-3:**

### **Method Specific Acceptors:**

In the summary sheet, Method Specific Acceptors is shown based on the field workers' (FWA) visit of the reporting month and also the previous month. These are the cumulative figure which includes previous month's acceptors and reporting month's new acceptors collected by the field workers within their working areas.

### **Contraceptive distribution by Method:**

In the summary sheet, Contraceptive Performance by Method is prepared based on the performance and distribution of the reporting month. These figures are actual performance of the reporting month which is not comparable with the information written in method specific acceptors.

### **Table- 9, Table-10 and Table-11**

Performance shown in the table-9 and 10 is the actual performance of the respective month but the new acceptors shown in the table-11 December not be the performance done in the same month. It December happen that the new acceptors accepted method in the previous month but field workers had shown that case in the next month due to their rounding schedule. So the performance of table-9, table-10 will not be the comparable with the new acceptor of table-11.

## **Clarification about the information of MCH and Reproductive Health Services:**

- Information shown against 'delivery' which were done in MCHTI, MFSTC, MCWCs, UHCs & UH&FWCs is collected through the MIS reporting Form-3. This record is only for DGFP concerned facilities. Deliveries conducted in District Hospitals, Medical Colleges, Private Clinics and performances in the City Corporation (partial) are not included.
- Information shown against the 'live births' conducted at Govt. MCH, DH, MCWC, UHC, UH&FWC, NGOs & Homes is collected by FWAs through field visit. Field workers visit their units monthly and they submit their reports in every month.

## Highest and Lowest performing districts in clinical methods

### Highest performing 3(three) districts in the Month of December'21

Permanent Method				IUD				Implant			
District	Yearly Projec.	Ach. In Reporting Month	Ach. Rate (%)	District	Yearly Projec	Ach. In Reporting Month	Ach. Rate (%)	District	Yearly Projec	Ach. In Reporting Month	Ach. Rate (%)
Jhenaidaha	1262	325	309.0	Sherpur	1750	690	473.1	Faridpur	7500	2543	406.9
Gaibandha	1138	251	264.7	Bandarban	1400	448	384.0	Pirojpur	4200	1030	294.3
Chuadanga	1289	210	195.5	Shariatpur	1200	233	233.0	Sherpur	7200	1709	284.8

**Congratulations:** We congratulate the districts for their better performance in clinical methods against projections. We hope the officers and staffs who are involved with the activities will continue their better performance in future.

### Lowest performing 3(three) districts in the Month of December'21

Permanent Method				IUD				Implant			
District	Yearly Projec	Ach. In Reporting Month	Ach. Rate (%)	District	Yearly Projec	Ach. In Reporting Month	Ach. Rate (%)	District	Yearly Projec	Ach. In Reporting Month	Ach. Rate (%)
Laxmipur	16307	53	3.9	Rajshahi	8500	196	27.7	Munshiganj	6500	338	62.4
Khagrachhari	2350	16	8.2	Laxmipur	8650	312	43.3	Laxmipur	9144	483	63.4
Rangamati	1965	16	9.8	Chapai Nawabganj	4200	155	44.3	Shariatpur	5500	294	64.1

**Unsatisfactory Performance:** We are sorry for their unsatisfactory low performance in clinical methods against projections. We hope the officers and staffs are involved with the activities will try to overcome from this type of un-satisfactory performance in future.

**Table-1: National Projection, Performance and Achievement Rate of Contraceptive Methods**

Methods	Yearly Projection (2021-22)	Reporting Month		July'21 to December'21	
		Performance (in CYP)	Achi. Rate (%)	Performance (in CYP)	Achi. Rate(%)
Permanent Method (Male)	80667	2744	40.8	11906	29.5
Permanent Method (Female)	133707	9561	85.8	39817	59.6
Permanent Method (Total)	214374	12305	68.9	51723	48.3
IUD	265000	24235	109.7	82572	62.3
Implant	450000	60453	161.2	190300	84.6
Injectables	5269465	195835	44.6	1164993	44.2
Oral Pill	10816268	308896	34.3	1879186	34.7
Condom	1941381	52503	32.5	312195	32.2

**Table-2: List of Divisions according to descending order of Achievement Rate against their projections of Clinical Methods for the period July 2021 to December 2021**

Sl. No.	Permanent Method (Cases)				IUD (Cases)				Implant (Cases)			
	Division	Yearly Projection	Performance	Achi. Rate (%)	Division	Yearly Projection	Performance	Achi. Rate (%)	Division	Yearly Projection	Performance	Achi. Rate (%)
1	Dhaka	58614	16590	56.6	Chattogram	52826	23684	89.7	Chattogram	83644	38090	91.1
2	Rajshahi	22672	6174	54.5	Barishal	16598	5372	64.7	Mymensing	34000	14814	87.1
3	Mymensingh	9319	2532	54.3	Khulna	20218	6499	64.3	Sylhet	29720	12581	84.7
4	Khulna	22672	5862	51.7	Dhaka	60200	19155	63.6	Barishal	37632	15900	84.5
5	Barishal	12119	3090	51.0	Rajshahi	34750	9864	56.8	Dhaka	87920	36805	83.7
6	Rangpur	31001	6371	41.1	Rangpur	40920	9760	47.7	Rangpur	65384	26926	82.4
7	Sylhet	18356	3418	37.2	Sylhet	19038	4117	43.3	Khulna	48400	19840	82.0
8	Chattogram	47567	7685	32.3	Mymensingh	20450	4121	40.3	Rajshahi	63200	25344	80.2

**Table-3: List of 3 (Three) Districts achieved the highest Achievement Rate of Clinical Method against their projections for the period July 2021 to December 2021**

Sl. No.	Permanent Method (Cases)				IUD (Cases)				Implant (Cases)			
	District	Yearly Projection	Performance	Achi. Rate (%)	District	Yearly Projection	Performance	Achi. Rate (%)	District	Yearly Projection	Performance	Achi. Rate (%)
1.	Gaibandha	1138	821	144.3	Sherpur	1750	2331	266.4	Tangail	6500	4825	148.5
2.	Jhenaidaha	1262	828	131.2	Khagrachhari	1380	938	135.9	Pirojpur	4200	2956	140.8
3.	Chuadanga	1289	788	122.3	Shariatpur	1200	815	135.8	Sherpur	7200	4951	137.5

**Table-4: List of 3 (Three) Districts achieved the lowest Achievement Rate of Clinical Methods against their projections for the period July 2021 to December 2021**

Sl. No.	Permanent Method (Cases)				IUD (Cases)				Implant (Cases)			
	District	Yearly Projection	Performance	Achi. Rate (%)	District	Yearly Projection	Performance	Achi. Rate (%)	District	Yearly Projection	Performance	Achi. Rate (%)
1.	Khagrachhari	2350	3	0.3	Rajshahi	8500	679	16.0	Satkhira	3800	73	3.8
2.	Bandarban	1400	2	0.3	Jamalpur	3500	384	21.9	Narail	3200	76	4.8
3.	B. Baria	2229	5	0.4	Manikganj	4500	549	24.4	Kushtia	5900	151	5.1

**Table-5: Comparative Statement of contraceptive performance for the period between July 2020 to November 2020 and July 2021 to November 2021**

Methods	Yearly Projection (2021-2022)	July 2021 to December,2021		Yearly Projection (2020-2021)	July 2020 to December,2020		Change of July'21 to December.'21 over July'20 to December.'20
		Performance (in CYP)	Achi. Rate (%)		Performance (in CYP)	Achi. Rate (%)	
Permanent Method (Male)	80667	8572	21.3	80667	9162	22.7	1.5
Permanent Method (Female)	133707	32865	49.2	133707	30256	45.3	-3.9
Permanent Method (Total)	214374	41437	38.7	214374	39418	36.8	-1.9
IUD	265000	52455	39.6	265000	58337	44.0	4.4
Implant	450000	144181	64.1	450000	129847	57.7	-6.4
Injectables	5233417	978510	37.4	5233417	969159	37.0	-0.4
Oral Pill	10816268	1883360	34.8	10742277	1570290	29.2	-5.6
Condom	1941381	268313	27.6	1928101	259692	26.9	-0.7

**Table-6: Performance & Distribution of Contraceptives by Method for the month of November 2021 and December 2021**

Method	Performance		% Change of December'21 over November'21
	November'21	December'21	
Permanent Method (Male, Cases)	2306	2744	19.0
Permanent Method (Female, Cases)	6666	9561	43.4
Total Permanent Method (Total, Cases)	8972	12305	37.1
I U D (Cases)	11036	24235	119.6
Implant (Cases)	29775	60453	103.0
Injectables (Doses)	759604	783339	3.1
Oral Pill (Cycles)	4691478	4633437	-1.2
Condom (Pieces)	7856133	7875426	0.2

**Table :7 Contribution of Government, NGOs and Multisectors in respect of Contraceptive Performance during December 2021**

Method	Performance			Share of Contribution in Percentage	
	Govt.	NGOs & Multisectors	Total	Government	NGOs and Multisectors
Permanent Method (Male, Cases)	1820	924	2744	66.3	33.7
Permanent Method (Female, Cases)	8469	1092	9561	88.6	11.4
Total Permanent Method (Cases)	10289	2016	12305	83.6	16.4
IUD (Cases)	22223	2012	24235	91.7	8.3
Implant (Cases)	57414	3039	60453	95.0	5.0
Injectable (Doses)	699891	83448	783339	89.3	10.7
Oral Pill (Cycles)	4299462	333975	4633437	92.8	7.2
Condom (Pieces)	6758520	1116906	7875426	85.8	14.2

Table -8: Division wise and NGO & Multisector wise Contraceptive Performance for the month of December 2021

Sl No	NGO and Multisectors	Oral Pill (Cycles)	Condom (Pieces)	Injectable (Vials)	IUD (Cases)	Implant (Nos.)	Permanent Method (Nos.)		
							Male	Female	Total
<b>Rangpur Division</b>									
1	Family Planning Association of Bangladesh (FPAB)	13033	20652	2903	1	28	1	2	3
2	Marie Stopes Clinic	777	4734	397	47	201	4	9	13
3	Palli Shisu Foundation (PSF)	6548	12101	201	7	0	0	0	0
4	Sunflower	90	0	0	0	0	0	0	0
5	Shanivar Bangladesh	845	690	104	0	0	0	0	0
6	CMH	339	5400	14	0	0	0	1	1
7	R. H. Steps	294	360	28	0	0	0	0	0
8	MODEL CLINIC	66	1948	11	0	0	0	5	5
9	MOHILA-O-SHISHU SHASTHA KALLYAN SAMITY	0	0	0	0	0	0	0	0
10	IPas Bangladesh	153	100	0	3	2	0	0	0
11	Surjer Hasi Network	4000	7036	3126	3	4	0	2	2
12	Friendship Bangladesh	1077	7656	71	0	0	0	0	0
13	Kanchan	7140	12442	809	10	20	2	3	5
14	Dhaldanga Bohumukhi Samaj Unnayan Sangstha	4780	6404	475	0	0	0	0	0
15	Lamb Hospital	6	20	41	0	15	0	9	9
16	SAF	282	5	35	0	0	0	0	0
NGO Total		39430	79548	8215	71	270	7	31	38
1	BGB	109	1906	0	0	0	0	0	0
2	Srama Kalyan Kendra	16	16	0	0	0	0	0	0
3	DGHS Health Clinic	631	1408	135	21	292	2	82	84
4	CMH	310	6084	5	0	0	0	0	0
Multisector Total		1066	9414	140	21	292	2	82	84
NGO & Multisector		40496	88962	8355	92	562	9	113	122
<b>Rajshahi Division</b>									
1	Family Planning Association of Bangladesh (FPAB)	38802	163452	4769	38	79	3	16	19
2	BAVS	215	4608	108	4	85	73	21	94
3	Marie Stopes Clinic	228	2763	45	23	30	1	0	1
4	Palli Shisu Foundation (PSF)	3407	26556	2013	1	0	0	0	0
5	Jatio Tarun Shanga	0	0	0	0	0	0	0	0
6	Bamaneh	10597	12612	2347	19	6	0	0	0
7	Tilottoma	868	9880	657	11	7	0	4	4
8	Anonnya Somaj Kallyan Samity	0	0	0	0	0	0	0	0
9	Shanivar Bangladesh	2296	3768	508	14	11	0	0	0
10	Sromo Kallyan Shangstha	375	1968	0	0	0	0	0	0
11	R. H. Steps	248	768	29	15	0	0	0	0
12	MR CLINIC	255	780	17	0	0	0	0	0
13	MODEL CLINIC	135	3960	79	2	12	0	52	52
14	SHEBA PROKALPO	0	0	0	0	0	0	0	0
15	POLL SHISHU CLINIC	1953	2592	543	0	0	0	0	0
16	JTS-GONO UNNAYAN ACADEMY	582	14554	1676	1	2	0	0	0
17	THANGAMARA	716	4088	189	7	32	0	4	4
18	SHASTO KALLYAN SHANGSTHA	0	0	0	0	0	0	0	0
19	Darpon	862	6126	167	4	0	0	0	0
20	IPas Bangladesh	797	2734	6	0	0	0	1	1
21	Surjer Hasi Network	719	6594	637	5	7	0	0	0
22	Friendship Bangladesh	300	720	0	0	0	0	0	0
23	Population Services & Training Centre (PSTC)	0	6704	513	0	0	0	0	0
24	SORNALY	1675	6224	811	4	0	0	0	0
25	Chardulai	0	0	0	0	0	0	0	0
26	KMSS	0	14604	684	3	9	0	3	3
NGO Total		65030	296055	15798	151	280	77	101	178
1	DGHS Health Clinic	1001	1856	51	11	38	0	102	102
Multisector Total		1001	1856	51	11	38	0	102	102
NGO & Multisector		66031	297911	15849	162	318	77	203	280
<b>Khulna Division</b>									
1	Family Planning Association of Bangladesh (FPAB)	34948	53522	3163	30	82	9	0	9
2	BAVS	558	2604	278	2	28	50	4	54
3	Marie Stopes Clinic	261	2394	54	17	12	0	0	0
4	Palli Shisu Foundation (PSF)	0	0	0	0	0	0	0	0
5	Paribarik Shastha Clinic	2860	9240	845	8	15	0	4	4
6	Jatio Tarun Shanga	1450	4036	275	13	0	0	0	0
7	Paribar Kallyan Shangstha (PKS)	4816	23433	2139	0	6	0	1	1
8	PSTC	208	3132	229	0	3	0	0	0
9	BRAC	200	1800	45	0	0	0	0	0
10	Sromo Kallyan Shangstha	269	552	0	0	0	0	0	0
11	Ad-Din Medical College Hospital	2033	3280	819	1	0	0	19	19
12	CMH	46	2000	4	0	0	0	0	0
13	R. H. Steps	540	4368	177	18	0	0	0	0
14	VPKA (VP KENDRA)	0	0	0	0	0	0	0	0
15	CRC	0	0	0	0	0	0	0	0
16	SGS	1934	3624	462	0	0	0	0	0
17	Police Hospital	42	801	97	0	0	0	0	0
18	Surjer Hasi Network	1912	4252	1349	31	35	0	0	0
19	Friendship Bangladesh	570	1800	125	0	0	0	0	0
20	BNS TITUMIR	600	7100	0	0	0	0	0	0
21	Peoples Development Community (PDC)	14350	14280	2777	0	0	0	0	0
22	Urban Health Care	1333	2646	704	21	99	0	5	5
23	KMSS	73	0	131	1	0	0	0	0
24	Adams	5200	17627	1831	1	0	0	0	0
NGO Total		74203	162491	15504	143	280	59	33	92
1	BGB	123	1778	3	0	0	0	0	0
2	Biman Bahini	69	3240	2	0	0	0	0	0
3	Paurasova	48	72	0	0	0	0	0	0
4	DGHS Health Clinic	0	0	0	0	0	0	10	10
5	Jessore Cantonmen	1283	5760	79	0	0	0	7	7
Multisector Total		1523	10850	84	0	0	0	17	17
NGO & Multisector		75726	173341	15588	143	280	59	50	109



Sl. No.	NGO and Multisectors	Oral Pill (Cycles)	Condom (Pieces)	Injectable (Vials)	IUD (Cases)	Implant (Nos.)	Permanent Method (Nos.)		
							Male	Female	Total
<b>Barishal Division</b>									
1	Family Planning Association of Bangladesh (FPAB)	6635	24224	1558	9	19	10	5	15
2	BAVS	289	4704	192	9	27	77	0	77
3	Marie Stopes Clinic	284	860	56	29	6	12	0	12
4	Paribarik Shastha Clinic	132	1252	365	6	0	0	0	0
5	Shanivar Bangladesh	2694	4932	3431	4	0	0	0	0
6	BRAC	88	756	71	8	0	0	0	0
7	R. H. Steps	84	120	21	7	2	0	0	0
8	IPas Bangladesh	18	50	4	0	0	0	0	0
9	Surjer Hasi Network	57	72	316	7	15	0	0	0
10	Desh Bangla	1378	1464	242	4	5	0	2	2
11	Urban Primary Health Care Project (UPHCP)	1636	4200	516	18	13	0	6	6
NGO Total		13295	42634	6772	101	87	99	13	112
1	Srama Kalyan Kendra	0	35	0	0	0	0	0	0
2	DGHS Health Clinic	100	104	3	0	0	0	0	0
Multisector Total		100	139	3	0	0	0	0	0
NGO & Multisector		13395	42773	6775	101	87	99	13	112
<b>Dhaka Division</b>									
1	Family Planning Association of Bangladesh (FPAB)	10392	39648	1789	24	69	18	7	25
2	BAVS	1733	21356	981	19	252	326	27	353
3	Marie Stopes Clinic	2206	12495	1009	170	114	13	4	17
4	Paribarik Shastha Clinic	119	408	14	0	0	0	0	0
5	Jatio Tarun Shanga	999	3398	467	10	13	0	0	0
6	Bamaneh	191	2150	130	0	0	0	0	0
7	Paribar Kalyan Shangstha (PKS)	0	0	0	0	0	0	0	0
8	PSTC	0	0	0	10	51	0	4	4
9	Shanivar Bangladesh	1589	2268	118	4	4	0	2	2
10	BRAC	1822	14712	426	31	22	0	0	0
11	Sromo Kalyan Shangstha	904	2758	0	0	0	0	0	0
12	Ad-Din Medical College Hospital	1216	4800	345	3	2	0	68	68
13	BAPSA	669	4503	63	40	5	0	6	6
14	Radda Barmen	333	8556	300	2	0	0	0	0
15	UTPS	3601	1046	15	18	16	0	2	2
16	PSKP	825	500	105	0	0	0	0	0
17	Gono Shastha Kendra	5	6	0	0	0	0	0	0
18	Anirban Sangsad	148	228	92	0	0	0	0	0
19	ICDDR,B	130	900	14	0	0	0	0	0
20	CMH	312	2688	23	0	0	0	0	0
21	Spire	240	840	77	0	0	0	0	0
22	Shimantik	1115	688	205	22	4	0	14	14
23	TDH CLINIC	0	0	0	0	0	0	0	0
24	SHAKTI FOUNDATION	16	245	17	0	0	0	0	0
25	BWHC	0	0	0	0	0	0	0	0
26	SUKHI PARIBAR SANGSTHA	0	0	0	0	0	0	0	0
27	Association in Training & Management (AITAM )	98	1188	20	0	0	4	0	4
28	R. H. Steps	1438	2532	164	39	22	0	5	5
29	AL-FALAH MOJIN CLINIC	46	408	98	0	0	0	0	0
30	VPKA (VP KENDRA)	8475	23452	958	19	0	0	0	0
31	MMKS	120	590	60	0	0	0	0	0
32	VFWA	733	2944	518	5	69	0	0	0
33	Nari Moytri	0	0	0	10	0	0	4	4
34	SGS	7	0	0	0	0	0	0	0
35	CWFD	82	168	0	0	0	0	0	0
36	Surjer Hasi Network	1998	6330	825	6	0	0	0	0
37	Kumudini Hospital	256	2100	38	0	0	0	9	9
38	Population Services & Training Centre (PSTC)	1379	3120	194	0	0	0	0	0
39	Jonoseba M&C W Songstha	1024	3072	265	12	0	0	0	0
40	Urban Primary Health Care Project (UPHCP)	500	224	60	0	0	0	0	0
41	Sazada Foundation	48	564	77	4	0	0	0	0
42	Adarsha Paribar Kalyan Shangsta	0	0	0	0	0	0	0	0
43	Rural Health Development Organization (RHDO)	43	216	25	2	0	0	0	0
44	NAGAR SASTHO KENDRO	16	4	9	5	1	0	0	0
45	Urban Health Care	403	4440	300	8	7	0	3	3
46	Sonali Din	0	0	0	0	0	0	0	0
47	Active Social Welfare Society	23	4164	311	4	0	0	0	0
48	MISCS	551	600	57	0	0	0	0	0
49	Bashundhara Ad-din Medical College Hospital	45	144	14	0	1	0	0	0
50	Surjer Hashi Network (Smiling Sun Franchise)	0	1656	0	2	0	0	0	0
51	Fatema Nursing Home	50	3600	340	0	0	0	0	0
NGO Total		45910	185709	10523	469	652	361	155	516
1	Biman Bahini	6	288	0	0	0	0	0	0
2	Sir Salimulla Medical College Hospital (Indoor)	209	432	146	127	198	0	30	30
3	BGME	1976	15317	517	0	0	0	0	0
4	DGHS Health Clinic	693	1208	29	8	0	0	8	8
5	Victoria Hospital Narayanganj	371	176	23	6	8	0	1	1
6	Others Private Clinic	0	0	0	0	0	0	213	213
7	Madaripur Sadar Hospital	160	36	18	1	0	0	2	2
Multisector Total		3415	17457	733	142	206	0	254	254
NGO & Multisector Total		49325	203166	11256	611	858	361	409	770

Sl. No.	NGO and Multisectors	Oral Pill (Cycles)	Condom (Pieces)	Injectable (Vials)	IUD (Cases)	Implant (Nos.)	Permanent Method (Nos.)		
							Male	Female	Total
<b>Mymensing Division</b>									
1	Family Planning Association of Bangladesh (FPAB)	3899	30588	1435	13	63	57	1	58
2	BAVS	0	0	0	0	0	0	0	0
3	Marie Stopes Clinic	48	980	51	17	9	0	0	0
4	Paribarik Shastha Clinic	0	0	0	0	0	0	0	0
5	Jatio Tarun Shanga	2000	3800	252	0	0	0	0	0
6	Bamaneh	178	456	0	0	0	0	0	0
7	Shanirvar Bangladesh	286	15	481	0	12	0	0	0
8	BRAC	166	924	104	2	0	0	0	0
9	Gono Shastha Kendra	0	0	0	0	0	0	0	0
10	MALANCHA SEBA SAMITY	0	0	0	0	0	0	0	0
11	SUPIRAT	0	0	0	0	0	0	0	0
12	R. H. Steps	0	168	4	18	3	0	0	0
13	MODEL CLINIC	20	3216	21	4	9	0	0	0
14	IPas Bangladesh	15	252	79	0	0	0	53	53
15	Surjer Hasi Network	629	1747	135	9	0	0	0	0
16	Friendship Bangladesh	110	220	0	0	0	0	0	0
17	Shastha Prokalpo	9	0	65	0	0	0	8	8
NGO Total		7360	42366	2627	63	96	57	62	119
1	BGB	68	1000	15	0	0	0	0	0
2	BGME	2239	9257	41	0	0	0	0	0
3	DGHS Health Clinic	204	10	0	0	0	0	0	0
Multisector Total		2511	10267	56	0	0	0	0	0
NGO & Multisector Total		9871	52633	2683	63	96	57	62	119
<b>Chattogram Division</b>									
1	Family Planning Association of Bangladesh (FPAB)	20418	72100	3045	40	96	0	3	3
2	BAVS	573	5988	158	21	136	130	49	179
3	Concern Women for Family Planning (CWFP)	12	240	0	0	0	0	0	0
4	Marie Stopes Clinic	1561	7186	315	110	87	73	13	86
5	Paribarik Shastha Clinic	570	1440	300	3	0	0	0	0
6	Bamaneh	247	180	326	2	0	0	0	0
7	PSTC	705	1368	105	26	15	0	0	0
8	Shanirvar Bangladesh	4841	3971	911	14	0	0	0	0
9	BRAC	2	1	0	0	0	0	0	0
10	Sromo Kalyan Shangstha	144	232	53	0	0	0	0	0
11	BAPSA	443	1092	65	7	0	0	0	0
12	FDSR	4702	7724	656	11	0	0	0	0
13	CMH	1770	14633	104	10	1	0	23	23
14	BWHC	46	600	29	2	0	0	0	0
15	SUPIRAT	1327	1344	610	11	0	0	0	0
16	PROSHANTI	561	900	388	6	0	0	0	0
17	BONOPHUL (PKS)	81	372	10	0	0	0	0	0
18	NIKRITY	874	2392	526	1	0	0	0	0
19	IMAGE	2311	6284	602	14	15	0	2	2
20	MOMOTA	4411	15870	1454	58	96	0	25	25
21	SUS (TMA, NASIRABAD)	0	0	0	0	0	0	0	0
22	SHED	0	0	0	0	0	0	0	0
23	ISDE	0	0	0	0	0	0	0	0
24	CUFL	50	500	0	0	0	0	0	0
25	JUSH	0	0	0	0	0	0	0	0
26	R. H. Steps	999	1632	298	18	6	0	0	0
27	MODEL CLINIC	1408	1852	26	3	16	0	22	22
28	BANDHAN	0	0	0	0	0	0	0	0
29	Ghasful	520	5400	44	2	0	0	0	0
30	SMC	868	2040	164	29	7	0	0	0
31	IPas Bangladesh	352	504	18	9	0	0	0	0
32	Surjer Hasi Network	2265	2692	1152	14	10	0	0	0
33	Saya Path	1118	5056	242	9	8	28	0	28
34	B.R.D.B	69	156	53	0	0	0	0	0
35	RTMI	2033	7392	488	23	89	0	0	0
36	NAGAR MATRI SADAN	1817	6156	514	36	60	6	8	14
37	Urban Health Care	1362	2436	426	10	14	0	0	0
38	Mission Hospital, Chandraghona	500	500	10	0	0	0	0	0
39	Ma Sasthya Seba Kandra-NSS, Chakaria	626	2472	416	29	0	0	0	0
NGO Total		59586	182705	13508	518	656	237	145	382
1	BGB	103	1448	3	0	0	0	0	0
2	Comilla Cantonment	331	5000	28	0	0	0	7	7
3	Biman Bahini	96	2544	5	0	0	0	0	0
4	Navy	279	11604	42	2	0	0	0	0
5	Railway Hospital	68	192	12	0	0	0	0	0
6	BGC Traust	0	0	0	0	0	0	0	0
7	BGME	155	395	0	0	0	0	0	0
8	DGHS Health Clinic	1175	734	38	164	31	1	40	41
9	BKMEA	176	300	67	0	0	0	0	0
10	Others Private Clinic	0	0	0	0	0	0	32	32
11	Worker Welfare Centre	50	384	0	0	0	0	0	0
12	Upazila Health Complex	9	0	0	0	0	0	0	0
Multisector Total		2442	22601	195	166	31	1	79	80
NGO & Multisector Total		62028	205306	13703	684	687	238	224	462
<b>Sylhet Division</b>									
1	Family Planning Association of Bangladesh (FPAB)	4780	4000	214	1	15	1	7	8
2	BAVS	26	200	10	1	35	23	0	23
3	Marie Stopes Clinic	859	2610	74	21	16	0	6	6
4	BRAC	450	4603	1343	0	8	0	0	0
5	CMH	199	872	4	0	0	0	0	0
6	Shimantik	6990	19613	3347	44	67	0	0	0
7	BWHC	909	5162	2092	3	0	0	0	0
8	RED CRESCENT SANGSTHA	53	48	17	0	0	0	0	0
9	R. H. Steps	92	710	23	1	0	0	0	0
10	VARD, SYLHET	0	0	0	0	0	0	0	0
11	Sylhet Samaj Kalyan Sangatha	1005	11305	1950	0	0	0	5	5
12	Surjer Hasi Network	477	1296	117	4	9	0	0	0
13	SUPPS	171	444	29	0	0	0	0	0
14	TIL Welfare Division	45	360	0	0	0	0	0	0
15	Govt. Labour Welfare Center	0	0	0	0	0	0	0	0
NGO Total		16056	51223	9220	75	150	24	18	42
1	BGB	18	954	0	0	0	0	0	0
2	Srama Kalyan Kendra	151	231	0	0	0	0	0	0
3	DGHS Health Clinic	878	406	19	81	1	0	0	0
Multisector Total		1047	1591	19	81	1	0	0	0
NGO & Multisector Total		17103	52814	9239	156	151	24	18	42
<b>NGO &amp; Multisector Grand Total of National</b>		<b>333975</b>	<b>1116906</b>	<b>83448</b>	<b>2012</b>	<b>3039</b>	<b>924</b>	<b>1092</b>	<b>2016</b>

**Table -9: District wise Projection, Performance and Achievement Rate of Permanent and Long Acting Methods**

District	Permanent Method (Cases)					IUD (Cases)					Implant (Cases)				
	Yearly Projection	Reporting Month		July'21 to December'21		Yearly Projection	Reporting Month		July'21 to December'21		Yearly Projection	Reporting Month		July'21 to December'21	
		Perform.	Achi. Rate(%)	Perform.	Achi. Rate(%)		Perform.	Achi. Rate(%)	Perform.	Achi. Rate(%)		Perform.	Achi. Rate(%)	Perform.	Achi. Rate(%)
Dinajpur	3192	376	141.4	1914	119.9	3200	502	188.3	1487	92.9	13500	1883	167.4	7537	111.7
Thakurgaon	2207	207	112.6	864	78.3	1950	160	98.5	434	44.5	4500	819	218.4	2501	111.2
Panchagarh	1752	68	46.6	340	38.8	1970	123	74.9	425	43.1	4584	487	127.5	1716	74.9
Nilphamari	1932	71	44.1	573	59.3	2800	378	162.0	1157	82.6	5800	729	150.8	2571	88.7
Rangpur	3322	302	109.1	1037	62.4	9300	514	66.3	1091	36.4	11500	1503	156.8	4435	77.1
Kungram	12381	135	13.1	374	6.0	9500	499	63.0	1607	33.8	10200	912	107.3	2510	49.2
Gaibandha	1138	251	264.7	821	144.3	5300	424	96.0	1545	58.3	6800	1091	192.5	3638	107.0
Lalmonirhat	5077	111	26.2	449	17.7	6900	451	78.4	1414	41.0	8500	614	86.7	2018	47.5
<b>Rangpur Div.</b>	<b>31001</b>	<b>1521</b>	<b>58.9</b>	<b>6372</b>	<b>41.1</b>	<b>40920</b>	<b>3051</b>	<b>89.5</b>	<b>9760</b>	<b>47.7</b>	<b>65384</b>	<b>8038</b>	<b>147.5</b>	<b>26926</b>	<b>82.4</b>
Bogura	4952	241	58.4	1118	45.2	5050	483	114.8	1660	65.7	13200	1799	163.5	6582	99.7
Joipurhat	879	97	132.4	462	105.1	1800	317	211.3	754	83.8	5800	1168	241.7	3082	106.3
Naogaon	1462	198	162.5	600	82.1	3200	237	89.9	943	58.9	6500	928	171.3	3138	96.6
Chapai Nawabganj	3188	196	73.8	871	54.6	4200	155	44.9	521	24.8	4800	475	118.8	1192	49.7
Raishahi	6156	255	49.7	1326	43.1	8500	198	27.7	879	16.0	11000	851	93.2	3213	58.4
Natore	2834	232	98.2	1128	79.6	2700	180	80.0	558	41.3	6500	749	138.3	3041	93.6
Pabna	1126	34	36.2	146	25.9	4500	424	113.1	1679	74.6	7900	860	100.3	2237	56.6
Seraiganj	2075	141	81.5	523	50.4	4800	688	172.0	3070	127.9	7500	731	117.0	2859	76.2
<b>Rajshahi Div.</b>	<b>22672</b>	<b>1394</b>	<b>73.8</b>	<b>6174</b>	<b>54.5</b>	<b>34750</b>	<b>2680</b>	<b>92.5</b>	<b>9864</b>	<b>56.8</b>	<b>63200</b>	<b>7364</b>	<b>139.8</b>	<b>25344</b>	<b>80.2</b>
Kushtia	1482	179	144.9	867	117.0	2500	223	107.0	439	35.1	5900	915	186.1	151	5.1
Meherpur	845	115	163.3	378	89.5	1100	105	114.5	182	33.1	1500	199	159.2	74	9.9
Chuadanga	1289	210	195.5	788	122.3	1494	138	110.8	471	63.1	3500	644	220.8	181	10.3
Jhenaidaha	1262	325	309.0	828	131.2	1550	177	137.0	567	73.2	5500	841	183.5	177	6.4
Magura	1694	133	94.2	422	49.8	1850	318	206.3	695	75.1	3700	540	175.1	146	7.9
Narail	1455	63	52.0	159	21.9	1250	136	130.6	281	45.0	3200	474	177.8	76	4.8
Jashore	1584	170	128.8	587	74.1	3200	305	114.4	768	48.0	8300	1151	166.4	357	8.6
Khulna	2120	207	117.2	986	93.0	3500	376	128.9	1700	97.1	8200	1244	182.0	442	10.8
Bagerhat	1428	113	95.0	396	55.5	1900	311	196.4	794	77.3	4800	911	227.8	192	8.0
Satkhira	2168	121	67.0	451	41.6	1874	171	109.5	662	70.7	3800	774	244.4	73	3.8
<b>Khulna Div.</b>	<b>15327</b>	<b>1636</b>	<b>128.1</b>	<b>5862</b>	<b>76.5</b>	<b>20218</b>	<b>2260</b>	<b>134.1</b>	<b>6499</b>	<b>64.3</b>	<b>48400</b>	<b>7693</b>	<b>190.7</b>	<b>1869</b>	<b>7.7</b>
Barguna	1540	184	143.4	503	65.3	2229	327	176.0	624	56.0	8200	848	124.1	2824	68.9
Patuakhali	2400	118	59.0	606	50.5	4053	412	122.0	1448	71.5	7332	1075	175.9	4120	112.4
Barishal	2270	207	109.4	939	82.7	4200	439	125.4	1266	60.3	8200	1066	156.0	3267	79.7
Jhalakati	2622	78	35.7	227	17.3	1200	88	88.0	235	39.2	3200	386	144.8	961	60.1
Bhola	2483	80	38.7	426	34.3	2364	312	158.4	892	74.6	6500	548	101.2	1772	54.5
Pirojpur	804	112	167.2	389	96.8	2552	301	141.5	917	71.9	4200	1030	294.3	2956	140.8
<b>Barishal Div.</b>	<b>12119</b>	<b>779</b>	<b>77.1</b>	<b>3090</b>	<b>51.0</b>	<b>16598</b>	<b>1879</b>	<b>135.8</b>	<b>5372</b>	<b>64.7</b>	<b>37632</b>	<b>4953</b>	<b>157.9</b>	<b>15900</b>	<b>84.5</b>
Gopalganj	2377	283	142.9	836	70.3	2500	248	119.0	454	36.3	4800	982	245.5	2010	83.8
Madaripur	955	139	174.7	354	74.1	3200	262	98.3	800	50.0	6500	706	130.3	1483	45.6
Shariatpur	825	99	144.0	319	77.3	1200	233	233.0	815	136.8	5500	294	64.1	1282	46.6
Faridpur	2800	419	179.6	1142	81.6	3500	528	181.0	1462	83.5	7500	2543	406.9	4453	118.7
Rajbari	950	61	77.1	321	67.6	2800	225	96.4	849	60.6	5520	399	86.7	1613	58.4
Dhaka	12197	1254	123.4	5704	93.5	9800	1220	149.4	6390	130.4	11200	1499	166.6	7113	127.0
Gazipur	7956	129	19.5	447	11.2	5500	273	59.6	1093	39.7	7500	650	104.0	1732	46.2
Munshiganj	5292	68	15.4	423	16.0	2800	200	85.7	634	45.3	6500	338	62.4	1340	41.2
Narayanganj	4761	316	79.5	1152	48.4	6500	317	57.6	1012	31.1	7200	668	111.3	2310	64.2
Narsingdi	3303	343	124.6	1632	98.8	3500	483	165.6	1667	95.3	5500	700	152.7	2104	76.5
Manikganj	4675	360	92.4	1392	59.6	4500	191	50.9	549	24.4	6200	653	126.4	2280	73.5
Tangail	10852	301	33.3	1327	24.5	8200	445	65.1	1524	37.2	8500	1302	240.4	4825	148.5
Kishoreganj	1671	131	94.1	611	73.1	6200	355	68.7	984	31.7	7500	1265	202.4	3588	95.7
<b>Dhaka Div.</b>	<b>58614</b>	<b>3903</b>	<b>79.9</b>	<b>15660</b>	<b>53.4</b>	<b>60200</b>	<b>4975</b>	<b>99.2</b>	<b>18233</b>	<b>60.6</b>	<b>87920</b>	<b>11999</b>	<b>163.8</b>	<b>36133</b>	<b>82.2</b>
Jamalpur	2021	114	67.7	110	10.9	3500	131	44.9	384	21.9	7500	859	137.4	2084	55.6
Sherpur	1725	239	166.3	52	6.0	1750	690	473.1	2331	266.4	7200	1709	284.8	4951	137.5
Mymensingh	3808	384	121.0	277	14.5	13100	719	65.9	1906	29.1	11500	1273	132.8	4260	74.1
Netrokona	1765	149	101.3	64	7.3	2100	208	118.9	422	40.2	7800	1143	175.8	4191	107.5
<b>Mymensingh Div.</b>	<b>9319</b>	<b>886</b>	<b>114.1</b>	<b>503</b>	<b>10.8</b>	<b>20450</b>	<b>1748</b>	<b>102.6</b>	<b>5043</b>	<b>49.3</b>	<b>34000</b>	<b>4984</b>	<b>175.9</b>	<b>15486</b>	<b>91.1</b>
B. Baria	2229	93	50.1	5	0.4	4500	562	149.9	1690	75.1	11000	1405	153.3	4101	74.6
Cumilla	5541	366	79.3	243	8.8	10500	1128	128.9	4203	80.1	12200	1572	154.6	5521	90.5
Chandpur	2930	210	86.0	143	9.8	5200	657	151.6	2425	93.3	7900	1170	177.7	3701	93.7
Feni	2603	115	53.0	64	4.9	2796	371	159.2	1673	119.7	5500	312	68.1	1820	66.2
Noakhali	2292	210	109.9	162	14.1	4500	734	195.7	2470	109.8	8600	1484	207.1	5032	117.0
Laxmipur	16307	53	3.9	58	0.7	8650	312	43.3	1203	27.8	9144	483	63.4	1830	40.0
Chattogram	4482	398	106.6	251	11.2	7800	1212	186.5	5157	132.2	13600	2542	224.3	7830	115.1
Cox's Bazar	5468	145	31.8	54	2.0	4800	739	184.8	2479	103.3	7800	1805	277.7	4852	124.4
Rangamati	1955	16	9.8	12	1.2	1300	165	152.3	573	88.2	2500	257	123.4	1129	30.3
Khagrachhari	2350	18	8.2	3	0.3	1380	232	201.7	958	135.9	2400	401	153.5	1149	95.8
Bandarban	1400	35	30.0	2	0.3	1400	448	384.0	873	124.7	3000	429	171.6	1125	75.0
<b>Chattogram Div.</b>	<b>47567</b>	<b>1657</b>	<b>41.8</b>	<b>997</b>	<b>4.2</b>	<b>52826</b>	<b>6560</b>	<b>149.0</b>	<b>23684</b>	<b>89.7</b>	<b>83644</b>	<b>11766</b>	<b>168.8</b>	<b>38090</b>	<b>91.1</b>
Sylhet	2202	182	99.2	105	9.5	3655	253	83.1	1066	58.3	7900	774	117.6	3040	77.0
Habiganj	8908	92	12.4	40	0.9	5383	305	68.0	1009	37.5	6300	723	137.7	2599	82.5
Moulavibazar	4246	89	25.2	24	1.1	3800	270	85.3	1042	54.8	5520	856	186.1	2324	84.2
Sunamganj	3000	166	66.												

**Table-10: District wise Projection, Performance and Achievement Rate of Short Acting Methods**

District	Yearly Projection	Injectables				Oral Pill				Condom					
		Reporting Month		July'21 to December'21		Reporting Month		July'21 to December'21		Reporting Month		July'21 to December'21			
		Perform. (in CYP)	Achl. Rate (%)	Perform.	Achl. Rate (%)	Perform. (in CYP)	Achl. Rate (%)	Perform.	Achl. Rate (%)	Perform. (in CYP)	Achl. Rate (%)	Perform.	Achl. Rate (%)		
Dinaipur	127040	3108	29.4	18699	29.4	260767	8321	38.3	50752	38.9	46804	741	19.0	4436	19.0
Thakurgaon	58168	2336	48.2	14322	49.2	119397	3256	32.7	19041	31.9	21430	210	11.8	1319	12.3
Panchagarh	45110	2160	57.5	13201	58.5	92594	4019	52.1	23912	51.6	16619	254	18.3	1441	17.3
Nilphamari	78976	3453	52.5	20562	52.1	162109	3297	24.4	17966	22.2	29096	394	16.2	2214	15.2
Rangpur	116309	5251	54.2	31281	53.8	238739	5721	28.8	35030	29.3	42851	782	21.9	4902	22.9
Kungram	102764	5210	60.8	32954	63.9	210936	8472	48.7	51697	49.0	37860	816	25.9	4793	25.3
Gaibandha	105710	5387	81.2	35518	87.2	216983	4516	25.0	29845	27.5	38946	739	22.8	5117	26.3
Lalmonirhat	53647	3035	67.9	17926	66.8	110118	611	6.7	8828	16.0	19765	279	16.9	1719	17.4
<b>Rangpur Div.</b>	<b>687724</b>	<b>29940</b>	<b>52.2</b>	<b>184363</b>	<b>53.6</b>	<b>1411643</b>	<b>38215</b>	<b>32.5</b>	<b>237071</b>	<b>33.6</b>	<b>253371</b>	<b>4215</b>	<b>20.0</b>	<b>25941</b>	<b>20.5</b>
Bogura	147522	4099	33.3	23731	32.2	302808	8421	33.4	49749	32.9	54350	1936	42.7	11182	41.1
Joipurhat	40761	722	21.3	3837	18.8	83668	2062	29.6	12174	29.1	15017	352	28.1	1938	25.8
Naogaon	112970	2413	25.6	14376	25.5	231885	7428	38.4	46247	39.9	41620	907	26.2	5526	26.6
Nawabganj	72361	1488	24.7	9241	25.5	148530	2831	22.9	12961	17.5	26659	906	40.8	5470	41.0
Rajshahi	118079	3600	36.6	20975	35.5	242374	5122	25.4	26393	21.8	43503	2080	57.4	12038	55.3
Natore	78958	1432	21.8	9585	24.3	162071	4269	31.6	20134	24.8	29090	808	33.3	5370	36.9
Pabna	112724	4134	44.0	22188	39.4	231380	7368	38.2	44044	38.1	41530	1233	35.6	6170	32.3
Serajganj	126511	5088	48.3	35232	55.7	258681	6525	30.2	46683	36.0	46609	1732	44.6	11415	49.0
<b>Rajshahi Div.</b>	<b>809886</b>	<b>22976</b>	<b>34.0</b>	<b>139165</b>	<b>34.4</b>	<b>1662397</b>	<b>44026</b>	<b>31.8</b>	<b>258358</b>	<b>31.1</b>	<b>298378</b>	<b>9954</b>	<b>40.0</b>	<b>59655</b>	<b>40.0</b>
Kushtia	87880	3136	42.8	18626	42.4	180386	5506	36.6	33258	36.9	32377	1055	39.1	6494	40.1
Meherpur	30922	1897	73.6	11389	73.7	63472	1224	23.1	7183	22.6	11392	391	41.2	2195	38.5
Chuadanga	49546	2300	55.7	12921	52.2	101700	2326	27.4	14109	27.7	18254	441	29.0	2579	28.3
Jhenaidaha	75037	1931	30.9	10616	28.3	154023	3901	30.4	24137	31.3	27645	568	24.7	3467	25.1
Magura	36802	1159	37.8	6688	36.3	75542	2668	42.4	16107	42.6	13559	370	32.7	1989	29.3
Narail	29486	1019	41.5	5688	38.6	60525	2187	43.4	12621	41.7	10863	406	44.8	2273	41.8
Jashore	117531	5582	57.0	32074	54.6	241248	7260	36.1	43198	35.8	43301	1508	41.8	8732	40.3
Khulna	95141	3170	40.0	19107	40.2	195290	7594	46.6	48163	49.3	35052	1495	51.2	8484	48.4
Bagerhat	57830	2058	42.7	11433	39.5	118704	5389	54.5	31947	53.7	21306	737	41.5	4218	39.6
Satkhira	83660	2737	39.3	16297	39.0	171724	5913	41.3	38477	44.8	30822	1031	40.1	6159	40.0
<b>Khulna Div.</b>	<b>663835</b>	<b>24989</b>	<b>45.2</b>	<b>144839</b>	<b>43.6</b>	<b>1362614</b>	<b>43958</b>	<b>38.7</b>	<b>269100</b>	<b>39.5</b>	<b>244571</b>	<b>8002</b>	<b>39.3</b>	<b>46590</b>	<b>38.1</b>
Barguna	37786	1847	58.7	10844	57.4	77561	3153	48.8	18835	48.6	13921	241	20.8	1388	19.9
Patuakhali	64969	3634	67.1	21137	65.1	133358	5513	49.6	32578	48.9	23936	445	22.3	2588	21.6
Barishal	81297	3913	57.8	23161	57.0	196872	5316	38.2	29373	35.2	29951	800	32.1	4601	30.7
Jhalakati	22007	895	48.8	5031	45.7	45173	1371	36.4	6700	31.7	4108	184	53.7	1029	50.1
Bhola	70911	7170	121.3	42657	120.3	145555	3025	24.9	17730	24.4	26125	296	13.6	1701	13.0
Projpur	39225	2035	62.3	11576	59.0	80514	4289	63.9	25497	63.3	14451	537	44.6	3063	42.4
<b>Barishal Div.</b>	<b>316195</b>	<b>19494</b>	<b>74.0</b>	<b>114406</b>	<b>72.4</b>	<b>649033</b>	<b>22667</b>	<b>41.9</b>	<b>130713</b>	<b>40.3</b>	<b>112492</b>	<b>2503</b>	<b>26.7</b>	<b>14370</b>	<b>25.5</b>
Gopalganj	42285	1293	36.7	6967	33.0	86796	5119	70.8	25497	58.8	15579	565	43.5	3158	40.5
Madaripur	44716	1831	49.1	10417	46.6	91795	3420	44.7	20275	44.2	16474	410	28.9	2382	28.7
Shariatpur	41204	1150	33.5	6532	35.7	84576	2208	31.3	13395	31.7	15189	323	25.5	1866	24.6
Faridpur	75739	2189	34.7	12610	33.3	155465	5477	42.3	32776	42.2	27904	991	42.6	6006	43.0
Rajbari	44883	1225	32.8	8064	35.9	92129	2821	36.7	16809	36.1	16536	478	34.7	3035	36.7
Dhaka	140866	5851	49.8	39528	56.1	289145	6155	25.5	63528	43.9	51898	2750	63.6	18101	69.8
Gazipur	81371	1616	23.8	10021	24.6	167024	3082	22.1	30337	36.3	29979	992	39.7	6265	41.8
Munshiganj	57703	1217	25.3	6722	23.3	118444	2430	24.6	18357	31.0	21259	543	30.7	3282	30.9
Narayanganj	102548	4451	52.1	25268	49.3	210492	6225	35.5	46398	44.1	37781	1211	38.5	7288	38.6
Narsingdi	83845	3872	55.4	22861	54.5	172102	5222	36.4	35375	41.1	30890	922	35.8	5435	35.2
Manikganj	58718	1175	24.0	7290	24.8	120527	2573	25.6	18714	31.1	21633	638	35.4	3832	35.4
Tangail	161665	4623	34.3	28086	34.7	331839	12952	46.8	57134	34.4	59561	1475	29.7	8747	29.4
Kishoreganj	108258	3119	34.6	18173	33.6	222213	6345	34.3	42357	38.1	39884	955	28.7	5764	28.9
<b>Dhaka Div.</b>	<b>1043801</b>	<b>33612</b>	<b>38.6</b>	<b>202539</b>	<b>38.8</b>	<b>2142537</b>	<b>64029</b>	<b>35.9</b>	<b>420752</b>	<b>39.3</b>	<b>384558</b>	<b>12253</b>	<b>38.2</b>	<b>75141</b>	<b>39.1</b>
Jamalpur	93414	2058	26.4	12529	26.8	191745	3951	24.7	21904	22.8	34416	588	20.5	3438	20.0
Sherpur	61547	5995	116.9	34456	112.0	126334	5503	52.3	33470	53.0	22675	1731	91.6	10639	93.8
Mymensingh	201944	2805	16.7	16850	16.5	414517	8657	25.1	32121	15.5	74400	1042	16.8	6488	17.4
Netrokona	80466	3495	52.1	20109	50.0	165167	3953	28.7	25622	31.0	29645	870	35.2	5127	34.6
<b>Mymensingh Div.</b>	<b>437371</b>	<b>14353</b>	<b>39.4</b>	<b>83743</b>	<b>38.3</b>	<b>897763</b>	<b>22064</b>	<b>29.5</b>	<b>113117</b>	<b>25.2</b>	<b>161136</b>	<b>4231</b>	<b>31.5</b>	<b>25692</b>	<b>31.9</b>
B. Baria	102278	2929	34.4	17458	34.1	209940	5323	30.4	32449	30.9	37681	895	28.5	5267	28.0
Cumilla	214659	8203	45.9	48509	45.2	440617	13040	35.5	71811	32.6	79085	1681	25.5	9564	24.2
Chandpur	90645	3539	46.9	21160	46.7	186062	4390	28.3	26294	28.3	33396	415	14.9	2426	14.5
Feni	54133	2116	46.9	12871	46.8	111116	2505	27.1	15725	28.3	19944	466	28.0	2802	28.1
Noakhali	112704	3705	39.4	22256	39.5	231341	4853	24.1	28852	24.9	41523	708	20.5	4260	20.5
Laxmipur	62810	3851	73.6	23218	73.9	128825	2400	22.3	14398	22.3	23140	217	11.3	1308	11.3
Chattoagram	203244	5932	35.0	34105	33.6	417185	10313	29.7	60720	29.1	74879	1732	27.8	9793	26.2
Cox's Bazar	81913	5195	76.1	30025	73.3	168138	4915	35.1	31206	37.1	30179	729	29.0	3821	25.3
Rangamati	19203	807	50.4	4656	48.5	39417	2305	70.2	14063	71.4	7075	302	51.2	1667	47.1
Khadraichhari	21840	950	52.2	5458	50.0	44829	2416	64.7	14856	66.3	8046	196	29.2	1162	28.9
Bandarban	14064	900	76.8	4508	64.1	28867	1592	66.2	8796	60.9	5181	248	57.4	1243	48.0
<b>Chattoagram Div.</b>	<b>977493</b>	<b>38127</b>	<b>46.8</b>	<b>224024</b>	<b>45.8</b>	<b>2006437</b>	<b>53852</b>	<b>32.2</b>	<b>319170</b>	<b>31.8</b>	<b>360129</b>	<b>7589</b>	<b>25.3</b>	<b>43313</b>	<b>24.1</b>
Sylhet	114882	6435	67.2												

**Table -11: Method wise Users (Normal & Postpartum as Old, New, Dropout, Postpartum Expire) and CAR by District at the end of December 2021**

Name of District	Total Eligible Couple	Oral Pill											Total Oral Pill
		Normal					Postpartum						
		Old	New	Total	Dropout		Old	New	Total	Dropout		Postpartum Expire	
					No Method	Switch Over				No Method	Switch Over		
Dinajpur	671183	254972	1350	256322	1107	1086	16962	1200	18162	88	163	651	274484
Thakurgaon	306709	115322	651	115973	468	349	4651	317	4968	51	42	254	120941
Panchagarh	238556	97384	678	98062	396	360	3938	291	4229	32	29	180	102291
Niphamani	417286	158849	1085	159934	567	577	7671	550	8221	83	131	346	168155
Rangpur	608287	217233	1531	218764	897	666	9575	539	10114	93	101	308	228878
Kurigram	543328	197841	1641	199482	856	686	7937	664	8601	115	116	384	208083
Gaibandha	558115	207596	2242	209838	1055	1422	6007	540	6547	64	54	207	216385
Lalmonirhat	283701	96508	796	97304	400	358	4840	312	5152	257	71	134	102456
<b>Rangpur Div.</b>	<b>3627165</b>	<b>1345705</b>	<b>9974</b>	<b>1355679</b>	<b>5746</b>	<b>5504</b>	<b>61581</b>	<b>4413</b>	<b>65994</b>	<b>783</b>	<b>707</b>	<b>2464</b>	<b>1421673</b>
Bogura	778112	300654	1927	302581	1483	1240	12724	992	13716	92	148	651	316297
Joipurhat	215340	81493	635	82128	381	498	3466	373	3839	107	68	132	85967
Naogaon	596001	249135	1767	250902	1032	784	9181	619	9800	76	77	461	206702
Chapai Nawabganj	382803	136842	867	137709	608	357	5268	370	5638	51	61	217	143347
Rajshahi	622928	200970	2588	203558	1449	1345	10753	743	11496	220	316	233	215054
Natore	416681	157191	1252	158443	669	607	7534	517	8051	20	105	316	166494
Pabna	594967	210945	1608	212553	821	557	8785	614	9399	48	97	289	221952
Serajganj	668525	250936	1588	252524	1027	744	17244	925	18169	112	1647	531	270693
<b>Rajshahi Div.</b>	<b>4275357</b>	<b>1588166</b>	<b>12232</b>	<b>1600398</b>	<b>7470</b>	<b>6132</b>	<b>74955</b>	<b>5153</b>	<b>80108</b>	<b>726</b>	<b>2519</b>	<b>2830</b>	<b>1680506</b>
Kustia	462627	146233	1050	147283	653	541	6953	500	7453	50	86	404	154736
Meherpur	162854	45130	310	45440	149	158	1258	79	1337	10	20	56	94778
Chuadanga	261851	89142	686	89828	389	433	4349	301	4650	10	41	209	94479
Jhenaidaha	395420	147841	814	148655	589	441	5456	416	5872	69	63	192	154527
Magura	194555	71952	521	72473	312	264	4573	305	4878	37	62	203	77351
Narail	156891	60436	802	61238	346	305	2134	214	2348	27	54	79	63586
Jashore	620154	189935	1078	191013	700	607	7289	480	7769	80	128	239	198782
Khulna	501753	179206	1838	181044	922	850	5664	420	6084	80	68	186	187128
Bagerhat	304753	113941	969	114910	649	497	6110	409	6519	70	75	262	121429
Satkhira	441679	172379	1125	173504	810	575	5877	454	6331	48	42	285	179835
<b>Khulna Div.</b>	<b>3502537</b>	<b>1216195</b>	<b>9193</b>	<b>1225388</b>	<b>5519</b>	<b>4671</b>	<b>49663</b>	<b>3578</b>	<b>53241</b>	<b>481</b>	<b>639</b>	<b>2115</b>	<b>1278629</b>
Barguna	199861	69935	1382	73171	491	658	5369	431	5800	64	176	183	73117
Patuakhali	340889	112848	1351	114199	650	802	7449	454	7903	87	161	176	122102
Barishal	428967	151864	1462	153326	936	656	8183	556	8739	122	93	291	162065
Jhalakati	117510	40657	465	41122	275	129	1986	176	2162	67	55	220	43284
Bhola	373270	108490	990	109480	666	364	8817	507	9324	43	69	342	118804
Pirojpur	207315	75451	1097	76548	827	622	6478	654	7132	371	123	343	83680
<b>Barishal Div.</b>	<b>1667812</b>	<b>555245</b>	<b>6747</b>	<b>561992</b>	<b>3845</b>	<b>3231</b>	<b>38282</b>	<b>2778</b>	<b>41060</b>	<b>754</b>	<b>677</b>	<b>1555</b>	<b>603052</b>

Name of District	Total E. Couple	Oral Pill											Total Oral Pill
		Normal					Postpartum						
		Old	New	Total	Dropout		Old	New	Total	Dropout		Postpartum Expire	
					No Method	Switch Over				No Method	Switch Over		
Gopalganj	224287	86103	1143	87246	548	729	3339	317	3656	71	68	132	90902
Madaripur	236471	83532	688	84220	410	386	4282	370	4652	48	46	133	88872
Shariatpur	217809	72576	685	73261	398	205	5002	340	5342	73	38	155	78603
Faridpur	400003	131533	1238	132771	882	920	6638	741	7379	119	126	211	140150
Rajbari	237584	80095	724	80819	374	317	4279	246	4525	43	43	112	85344
Dhaka	743059	238275	2531	240806	1296	1089	10415	1073	11488	183	206	293	252294
Gazipur	422111	171673	963	172636	570	415	7023	410	7433	53	52	228	180699
Munshiganj	304118	105163	707	105870	440	360	6195	352	6547	37	52	193	112417
Narayanganj	541215	195747	1934	197681	1108	839	10007	766	10773	160	131	372	208454
Narsingdi	445499	158633	1348	159981	738	626	7575	575	8150	70	79	229	168131
Manikganj	309817	106455	821	107276	591	407	4948	353	5301	57	52	279	112577
Tangail	852397	331643	1978	333621	1337	834	10648	860	11508	244	115	434	345129
Kishoreganj	570892	218420	2099	220519	1467	1009	11189	681	11870	229	218	240	232389
<b>Dhaka Div.</b>	<b>5505262</b>	<b>1979848</b>	<b>16859</b>	<b>1996707</b>	<b>10159</b>	<b>8136</b>	<b>91540</b>	<b>7084</b>	<b>98624</b>	<b>1387</b>	<b>1226</b>	<b>3011</b>	<b>2095331</b>
Jamalpur	493142	173917	1225	175142	674	565	8458	482	8940	71	166	340	184082
Sherpur	325044	123953	799	124752	454	344	5710	276	5986	31	61	197	130738
Mymensingh	1066839	479258	3193	482451	2331	1463	29651	1618	31269	152	179	1110	513720
Netrokona	424613	174980	1663	176643	826	842	9387	627	10014	77	80	297	186657
<b>Mymensingh Div.</b>	<b>2309638</b>	<b>952108</b>	<b>6880</b>	<b>958988</b>	<b>4285</b>	<b>3214</b>	<b>53206</b>	<b>3003</b>	<b>56209</b>	<b>331</b>	<b>486</b>	<b>1944</b>	<b>1015197</b>
Brahmanbaria	542305	157184	2176	159360	1484	675	13386	1163	14549	212	127	405	173909
Cumilla	1127929	377526	2951	380477	3951	1265	27159	1870	29029	278	249	827	409506
Chandpur	478547	169889	1101	170990	876	579	13227	799	14026	122	122	437	185016
Feni	286272	83080	935	84015	507	335	7031	488	7519	113	122	116	91534
Noakhali	595881	188276	1247	189523	1051	478	14502	774	15276	150	147	259	204799
Lakshimpur	331347	101066	690	101756	522	188	7064	337	7401	49	52	148	109157
Chattoagram	1074389	389140	3124	392264	1671	1093	21756	1363	23119	215	195	530	115583
Cox's Bazar	434379	139104	1882	140986	1305	621	14354	1204	15558	415	222	298	165644
Rangamati	101243	38769	413	39182	224	198	1036	134	1170	20	25	85	40352
Khagracharan	115645	47400	380	47780	239	116	1880	177	2057	10	23	75	49837
Bandarban	74428	21790	767	22557	427	353	2831	424	3255	104	84	104	25812
<b>Chattoagram Div.</b>	<b>5162365</b>	<b>1713224</b>	<b>15666</b>	<b>1728890</b>	<b>12257</b>	<b>5901</b>	<b>124226</b>	<b>8733</b>	<b>132959</b>	<b>1688</b>	<b>1368</b>	<b>3284</b>	<b>181849</b>
Sylhet	607549	173858	2151	176009	2290	485	13576	720	14296	209	104	318	193005
Habiganj	401392	147697	1389	149086	1070	423	12082	722	12804	146	79	335	161890
Moulavi Bazar	343593	116554	1251	117805	804	685	8561	862	9423	134	160	317	127228
Sunamganj	411183	130903	2568	133471	1397	1195	13416	1262	14678	288	266	407	148149
<b>Sylhet Div.</b>	<b>1763717</b>	<b>569012</b>	<b>7359</b>	<b>576371</b>	<b>5561</b>	<b>2788</b>	<b>47635</b>	<b>3566</b>	<b>51201</b>	<b>777</b>	<b>609</b>	<b>1377</b>	<b>627572</b>
<b>National</b>	<b>27813853</b>	<b>9919503</b>	<b>84910</b>	<b>10004413</b>	<b>54842</b>	<b>39577</b>	<b>541088</b>	<b>38308</b>	<b>579396</b>	<b>6927</b>	<b>8231</b>	<b>18580</b>	<b>10583809</b>

Name of District	Condom												Total Condom
	Normal					Postpartum							
	Old	New	Total	Drop out		Old	New	Total	Drop out		Postpartum Expire		
				No Methd	Switch Over				No Methd	Switch Over			
Dinajpur	30278	363	30641	269	153	2144	152	2296	22	33	101	32937	
Thakurgaon	10109	99	10208	70	40	483	25	508	2	4	11	10716	
Panchgarh	7569	159	7728	78	28	531	39	570	14	7	18	8298	
Niphamani	13237	136	13373	85	90	991	65	1056	17	26	36	14429	
Rangpur	29617	478	30095	210	114	1944	189	2133	35	60	36	32228	
Kurigram	23703	626	24329	308	126	1643	96	1739	27	11	48	26068	
Gaibandha	26168	391	26559	277	134	1481	90	1571	38	11	30	28130	
Lalmonirhat	8164	108	8272	137	38	815	36	851	4	4	32	9123	
<b>Rangpur Div.</b>	<b>148845</b>	<b>2360</b>	<b>151205</b>	<b>1434</b>	<b>723</b>	<b>10032</b>	<b>692</b>	<b>10724</b>	<b>159</b>	<b>156</b>	<b>312</b>	<b>161929</b>	
Bogura	57363	595	57958	289	440	2324	141	2465	18	27	108	60423	
Joipurhat	14179	128	14307	51	54	749	29	778	8	9	45	15085	
Naogaon	31870	403	32273	723	125	1831	123	1954	14	18	91	34227	
Nawabganj	42888	324	43212	219	101	2430	156	2586	15	16	147	45798	
Rajshahi	75879	1785	77664	909	745	6227	649	6876	279	267	89	84540	
Natore	36666	503	37169	237	158	2057	117	2174	82	47	69	39343	
Pabna	46554	351	46905	243	97	2564	104	2668	16	11	79	49573	
Seraiganj	60496	482	60978	319	136	4534	157	4691	39	38	100	65669	
<b>Rajshahi Div.</b>	<b>365895</b>	<b>4571</b>	<b>370466</b>	<b>2990</b>	<b>1856</b>	<b>22716</b>	<b>1476</b>	<b>24192</b>	<b>471</b>	<b>433</b>	<b>728</b>	<b>394658</b>	
Kustia	50547	511	51058	242	143	2882	171	3053	34	22	94	54111	
Meherpur	14993	121	15114	57	49	627	46	673	6	3	16	15787	
Chuadanga	18562	157	18719	99	45	1002	52	1054	6	14	474	19773	
Jhenaidaha	28989	268	29257	148	64	1816	129	1945	307	25	49	31202	
Magura	11858	124	11982	80	39	1101	53	1154	19	33	23	13136	
Narail	12737	119	12856	90	40	629	27	656	17	7	5	13512	
Jashore	51985	434	52419	265	144	2995	141	3136	31	33	105	55555	
Khulna	52238	1012	53250	595	131	1932	94	2026	34	27	52	55276	
Bagerhat	20733	369	21102	212	130	1404	88	1492	34	25	18	22594	
Satkhira	28105	270	28375	151	131	1624	89	1713	25	11	80	30088	
<b>Khulna Div.</b>	<b>290747</b>	<b>3385</b>	<b>294132</b>	<b>1939</b>	<b>916</b>	<b>16012</b>	<b>890</b>	<b>16902</b>	<b>513</b>	<b>200</b>	<b>916</b>	<b>311034</b>	
Barguna	5326	184	5510	94	89	604	36	640	7	12	10	6150	
Patuakhali	12424	198	12622	105	80	1168	55	1223	18	18	11	13845	
Barishal	25962	311	26273	240	189	2158	113	2271	27	18	50	28544	
Jhalakati	6026	88	6114	73	31	457	38	495	14	13	4	6609	
Bhola	12711	230	12941	204	78	793	49	842	8	5	15	13783	
Pirojpur	10719	159	10878	112	60	837	61	898	14	5	33	11776	
<b>Barishal Div.</b>	<b>73168</b>	<b>1170</b>	<b>74338</b>	<b>828</b>	<b>527</b>	<b>6017</b>	<b>352</b>	<b>6369</b>	<b>88</b>	<b>71</b>	<b>123</b>	<b>80707</b>	

Name of District	Condom												Total Condom
	Normal					Postpartum							
	Old	New	Total	Drop out		Old	New	Total	Drop out		Postpartum Expire		
				No Methd	Switch Over				No Methd	Switch Over			
Gopalganj	22199	268	22467	217	105	1586	77	1663	20	16	50	24130	
Madaripur	15148	138	15286	113	33	1610	69	1679	22	16	22	16965	
Shariatpur	18253	215	18468	100	44	1497	44	1541	15	8	38	20009	
Faridpur	42593	545	43138	238	151	2572	203	2775	60	28	91	45913	
Rajbari	19742	310	20052	145	51	1391	81	1472	41	11	35	21524	
Dhaka	75570	613	76183	345	187	5065	281	5346	44	47	166	81529	
Gazipur	33404	211	33615	141	57	2172	71	2243	20	15	30	35858	
Munshiganj	28931	209	29140	125	74	2468	100	2568	13	16	58	31708	
Narayanganj	39559	441	40000	348	222	3675	174	3849	51	47	123	43849	
Narshingdi	30427	476	30903	203	111	2695	124	2819	25	22	64	33722	
Manikganj	29541	294	29835	202	100	1696	146	1842	17	14	75	31677	
Tangail	65454	494	65948	298	123	3095	181	3276	55	34	65	69224	
Kishoreganj	31025	651	31676	432	388	3071	212	3283	93	61	65	34959	
<b>Dhaka Div.</b>	<b>451846</b>	<b>4865</b>	<b>456711</b>	<b>2907</b>	<b>1646</b>	<b>32593</b>	<b>1763</b>	<b>34356</b>	<b>476</b>	<b>335</b>	<b>882</b>	<b>491067</b>	
Jamalpur	27293	175	27468	100	52	1803	83	1886	15	9	20	29354	
Sherpur	15523	159	15682	80	30	894	30	924	11	19	34	16606	
Mymensingh	47299	658	47957	444	238	4149	303	4452	33	21	114	52409	
Netrokona	15140	256	15396	181	98	1659	78	1737	20	13	59	17133	
<b>Mymensingh Div.</b>	<b>105255</b>	<b>1248</b>	<b>106503</b>	<b>805</b>	<b>418</b>	<b>8505</b>	<b>494</b>	<b>8999</b>	<b>79</b>	<b>62</b>	<b>227</b>	<b>115502</b>	
Brahmanbarā	33530	322	33852	407	75	2821	141	2962	182	14	58	36814	
Cumilla	67098	680	67778	485	221	6929	374	7303	92	53	199	75081	
Chandpur	22745	240	22985	163	85	2325	128	2453	12	21	41	25438	
Feni	18922	212	19134	160	95	2270	117	2387	18	19	26	21521	
Noakhali	37949	266	38215	318	57	4305	168	4473	47	12	34	42688	
Lakshimpur	15310	118	15428	91	30	1601	69	1670	10	15	44	17098	
Chattoagram	74368	749	75117	477	239	6982	306	7288	67	46	174	82405	
Cox's Bazar	19774	256	20030	159	68	2636	129	2765	29	13	26	22795	
Rangamati	6114	67	6181	29	17	299	8	307	3	0	9	6488	
Khagrachhari	3708	37	3745	18	14	237	12	249	1	3	4	3994	
Bandarban	3600	142	3742	126	61	444	50	494	14	9	6	4236	
<b>Chattoagram Div.</b>	<b>303118</b>	<b>3089</b>	<b>306207</b>	<b>2433</b>	<b>962</b>	<b>30849</b>	<b>1502</b>	<b>32351</b>	<b>475</b>	<b>205</b>	<b>621</b>	<b>338558</b>	
Sylhet	52157	625	52782	1095	74	4834	200	5034	45	17	58	57816	
Habiganj	21363	256	21619	232	50	2520	110	2630	33	7	30	24249	
Moulavi Bazar	18135	276	18411	193	91	1402	147	1549	24	15	22	19960	
Sunamganj	24844	608	25452	498	191	3907	274	4181	110	35	114	29633	
<b>Sylhet Div.</b>	<b>116499</b>	<b>1765</b>	<b>118264</b>	<b>2018</b>	<b>406</b>	<b>12663</b>	<b>731</b>	<b>13394</b>	<b>212</b>	<b>74</b>	<b>224</b>	<b>131658</b>	
<b>National</b>	<b>1855373</b>	<b>22453</b>	<b>1877826</b>	<b>15354</b>	<b>7454</b>	<b>139387</b>	<b>7900</b>	<b>147287</b>	<b>2473</b>	<b>1536</b>	<b>4033</b>	<b>2025113</b>	

Name of District	Injectable											Total Injectable
	Normal					Postpartum					Postpartum Expire	
	Old	New	Total	Drop out		Old	New	Total	Drop out			
				No Methd	Switch Over				No Methd	Switch Over		
Dinajpur	69127	471	69598	325	338	3034	150	3184	27	35	118	72782
Thakurgaon	58045	269	58314	217	311	1378	51	1429	10	5	37	59743
Panchgarh	39335	326	39661	268	267	852	43	895	9	7	48	40556
Nilphamari	68200	433	68633	258	304	2785	138	2923	23	28	90	71556
Rangpur	104005	732	104737	510	684	3657	173	3830	65	105	74	108567
Kurigram	107872	894	108766	612	565	2104	114	2218	23	411	66	110984
Gaibandha	95438	976	96414	727	554	2393	101	2494	60	21	71	98908
Lalmonirhat	57291	376	57667	222	203	1509	60	1569	14	12	95	59236
<b>Rangpur Div.</b>	<b>599313</b>	<b>4477</b>	<b>603790</b>	<b>3139</b>	<b>3226</b>	<b>17712</b>	<b>830</b>	<b>18542</b>	<b>231</b>	<b>624</b>	<b>599</b>	<b>622332</b>
Bogura	103427	665	104092	437	361	2904	159	3063	15	21	127	107155
Joipurhat	23593	131	23724	61	56	559	26	585	5	6	12	24309
Naogaon	53987	506	54493	326	257	1507	65	1572	15	39	58	56065
Nawabganj	51303	253	51556	222	185	1218	45	1263	21	10	49	52819
Rajshahi	86158	1381	87539	693	812	4235	337	4572	123	135	55	92111
Natore	45553	504	46057	232	301	1472	72	1544	18	33	41	47601
Pabna	100629	365	100994	296	176	2809	71	2880	13	16	58	103874
Serajganj	117467	737	118204	348	314	4599	120	4719	40	34	123	122923
<b>Rajshahi Div.</b>	<b>582117</b>	<b>4542</b>	<b>586659</b>	<b>2615</b>	<b>2462</b>	<b>19303</b>	<b>895</b>	<b>20198</b>	<b>250</b>	<b>294</b>	<b>523</b>	<b>606857</b>
Kustia	70123	476	70599	198	237	2215	92	2307	19	13	70	72906
Meherpur	34218	158	34376	78	126	494	46	540	0	2	13	34916
Chuadanga	51226	269	51497	168	193	1316	82	1398	10	24	48	52895
Jhenaidaha	48140	285	48425	173	164	1578	65	1643	21	37	23	50068
Magura	25392	193	25585	96	104	1456	52	1508	3	2	44	27093
Narail	17502	125	17627	81	74	416	12	428	2	6	4	18055
Jashore	123874	463	124337	355	294	3140	83	3223	17	29	66	127560
Khulna	67775	1000	68775	506	375	1609	71	1680	16	15	24	70455
Bagerhat	40839	437	41276	281	241	1374	69	1443	15	16	21	42719
Satkhira	64894	356	65250	193	162	1260	53	1313	10	7	55	66563
<b>Khulna Div.</b>	<b>543985</b>	<b>3762</b>	<b>547747</b>	<b>2129</b>	<b>1970</b>	<b>14858</b>	<b>625</b>	<b>15483</b>	<b>113</b>	<b>151</b>	<b>368</b>	<b>563230</b>
Barguna	37120	590	37710	310	326	1593	63	1656	49	21	34	39366
Patuakhali	70159	495	70654	278	1581	2621	107	2728	66	29	76	73382
Barishal	62105	589	62694	436	316	2791	104	2895	34	15	68	65589
Jhalakati	15977	165	16142	125	45	462	39	501	20	15	14	16643
Bhola	111466	666	112132	774	644	3707	151	3858	27	43	111	115990
Pirojpur	28443	318	28761	242	154	1038	44	1082	12	8	44	29843
<b>Barishal Div.</b>	<b>325270</b>	<b>2823</b>	<b>328093</b>	<b>2165</b>	<b>3066</b>	<b>12212</b>	<b>508</b>	<b>12720</b>	<b>208</b>	<b>131</b>	<b>347</b>	<b>340813</b>

Name of District	Injectable											Total Injectable
	Normal					Postpartum					Postpartum Expire	
	Old	New	Total	Drop out		Old	New	Total	Drop out			
				No Methd	Switch Over				No Methd	Switch Over		
Gopalganj	21363	260	21623	142	77	917	27	944	3	3	16	22567
Madaripur	34762	189	34951	137	111	1620	36	1656	17	22	34	36607
Shariatpur	30481	184	30665	186	98	1412	29	1441	11	1	22	32106
Faridpur	43904	489	44393	259	204	1078	58	1136	35	21	37	45529
Rajbari	31994	252	32246	170	140	1122	40	1162	9	10	25	33408
Dhaka	91343	590	91933	307	243	3757	132	3889	51	31	74	95822
Gazipur	40318	222	40540	135	66	1192	38	1230	1	4	28	41770
Munshiganj	31737	134	31871	119	92	1546	38	1584	39	9	23	33455
Narayanganj	71501	644	72145	381	277	3071	89	3160	29	23	88	75305
Narsingdi	64190	436	64626	315	407	2662	96	2758	52	36	44	67384
Manikganj	34932	306	35238	222	126	1141	54	1195	11	10	24	36433
Tangail	99551	515	100066	453	248	2124	71	2195	36	15	55	102261
Kishoreganj	65130	908	66038	550	529	3154	167	3321	61	53	54	69359
<b>Dhaka Div.</b>	<b>661206</b>	<b>5129</b>	<b>666335</b>	<b>3376</b>	<b>2623</b>	<b>24796</b>	<b>875</b>	<b>25671</b>	<b>355</b>	<b>238</b>	<b>524</b>	<b>692006</b>
Jamalpur	85390	274	85664	264	161	2588	75	2663	22	5	38	88327
Sherpur	51782	207	51989	187	121	1328	35	1363	12	21	47	53352
Mymensingh	118497	950	119447	665	488	5927	213	6140	92	25	198	125587
Netrokona	47808	416	48224	296	252	3221	108	3329	33	11	77	51553
<b>Mymensingh Div.</b>	<b>303477</b>	<b>1847</b>	<b>305324</b>	<b>1412</b>	<b>1022</b>	<b>13064</b>	<b>431</b>	<b>13495</b>	<b>159</b>	<b>62</b>	<b>360</b>	<b>318819</b>
Brahmanbaria	68652	412	69064	555	131	3800	123	3923	107	8	75	72987
Cumilla	172743	951	173694	737	451	8725	375	9100	87	60	141	182794
Chandpur	73932	383	74315	330	231	3287	124	3411	14	32	88	77726
Feni	39093	309	39402	217	130	2309	92	2401	22	12	22	41803
Noakhali	93666	418	94084	421	123	6433	168	6601	39	17	84	100685
Lakshimpur	68365	299	68664	213	66	3752	195	3947	20	7	89	72611
Chattogram	112927	847	113774	601	393	7080	226	7306	55	38	129	121080
Cox's Bazar	87705	752	88457	515	266	7579	273	7852	66	55	136	96309
Rangamati	13268	88	13356	71	62	389	10	399	3	0	8	13755
Khagrachhari	16538	83	16621	67	48	502	5	507	3	2	6	17128
Bandarban	11475	174	11649	189	102	862	45	907	15	10	13	12556
<b>Chattogram Div.</b>	<b>758364</b>	<b>4716</b>	<b>763080</b>	<b>3916</b>	<b>2003</b>	<b>44718</b>	<b>1636</b>	<b>46354</b>	<b>431</b>	<b>241</b>	<b>791</b>	<b>809434</b>
Sylhet	97125	712	97837	553	104	5921	133	6054	68	29	67	103891
Habiganj	41910	270	42180	302	95	3377	70	3447	10	3	25	45627
Moulavi Bazar	39343	276	39619	286	129	1432	47	1479	15	13	13	41098
Sunamganj	46948	637	47585	444	225	3848	152	4000	36	20	51	51585
<b>Sylhet Div.</b>	<b>225326</b>	<b>1895</b>	<b>227221</b>	<b>1585</b>	<b>553</b>	<b>14578</b>	<b>402</b>	<b>14980</b>	<b>129</b>	<b>65</b>	<b>156</b>	<b>242201</b>
<b>National</b>	<b>3999058</b>	<b>29191</b>	<b>4028249</b>	<b>20337</b>	<b>16925</b>	<b>161241</b>	<b>6202</b>	<b>167443</b>	<b>1876</b>	<b>1806</b>	<b>3668</b>	<b>4195692</b>



Name of District	IUD											Total IUD
	Normal					Postpartum					Postpartum Expire	
	Old	New	Total	Drop out		Old	New	Total	Drop out			
				No Methd	Switch Over				No Methd	Switch Over		
Dinajpur	9995	60	10055	35	34	340	14	354	4	3	10	10409
Thakurgaon	1794	6	1800	6	1	69	3	72	0	0	2	1872
Panchgarh	3962	10	3972	8	9	55	0	55	1	0	1	4027
Nilphamari	5532	41	5573	25	31	231	4	235	0	1	5	5808
Rangpur	13191	52	13243	67	14	547	4	551	2	1	9	13794
Kurigram	11605	92	11697	48	33	166	6	172	3	1	4	11869
Gaibandha	17067	54	17121	114	46	297	3	300	3	0	6	17421
Lalmonirhat	2602	32	2634	105	32	141	8	149	1	2	2	2783
<b>Rangpur Div.</b>	<b>65748</b>	<b>347</b>	<b>66095</b>	<b>408</b>	<b>200</b>	<b>1846</b>	<b>42</b>	<b>1888</b>	<b>14</b>	<b>8</b>	<b>39</b>	<b>67983</b>
Bogra	19185	41	19226	64	25	226	7	233	5	0	6	19459
Joipurhat	3092	19	3111	4	9	48	0	48	0	0	2	3159
Naogaon	10105	42	10147	38	22	239	12	251	89	0	10	10398
Nawabganj	5280	22	5302	12	7	158	2	160	2	0	4	5462
Rajshahi	7089	35	7124	25	20	198	4	202	1	1	5	7326
Natore	7649	32	7681	19	17	168	9	177	3	3	7	7858
Pabna	21402	45	21447	76	18	204	10	214	15	1	2	21661
Seraiganj	20445	149	20594	68	36	1481	9	1490	5	1	3	22084
<b>Rajshahi Div.</b>	<b>94247</b>	<b>385</b>	<b>94632</b>	<b>306</b>	<b>154</b>	<b>2722</b>	<b>53</b>	<b>2775</b>	<b>120</b>	<b>6</b>	<b>39</b>	<b>97407</b>
Kustia	4736	12	4748	14	10	63	2	65	1	0	3	4813
Meherpur	2040	1	2041	4	5	27	0	27	0	0	2	2068
Chuadanga	4410	22	4432	16	8	100	5	105	0	0	2	4537
Jhenaidaha	7213	21	7234	27	12	154	2	156	0	0	2	7390
Magura	3764	30	3794	6	10	175	7	182	7	0	1	3976
Narail	4380	4	4384	29	5	45	0	45	0	1	1	4429
Jashore	16767	36	16803	33	19	346	4	350	1	2	7	17153
Khulna	12739	56	12795	50	25	456	9	465	228	2	10	13260
Bagerhat	9670	38	9708	37	15	381	3	384	0	0	1	10092
Satkhira	9467	22	9489	17	4	428	2	430	1	2	5	9919
<b>Khulna Div.</b>	<b>75186</b>	<b>242</b>	<b>75428</b>	<b>233</b>	<b>113</b>	<b>2175</b>	<b>34</b>	<b>2209</b>	<b>238</b>	<b>7</b>	<b>34</b>	<b>77637</b>
Barguna	4285	29	4314	21	14	116	1	117	2	1	1	4431
Patuakhali	8162	40	8202	30	22	445	8	453	2	0	7	8655
Barishal	12021	36	12057	47	20	379	3	382	0	0	5	12439
Jhalakati	4479	10	4489	19	11	85	4	89	2	2	2	4578
Bhola	10788	31	10819	18	12	278	9	287	0	0	3	11106
Pirojpur	9055	30	9085	36	26	231	4	235	0	2	5	9320
<b>Barishal Div.</b>	<b>48790</b>	<b>176</b>	<b>48966</b>	<b>171</b>	<b>105</b>	<b>1534</b>	<b>29</b>	<b>1563</b>	<b>6</b>	<b>5</b>	<b>23</b>	<b>50529</b>

Name of District	IUD											Total IUD
	Normal					Postpartum					Postpartum Expire	
	Old	New	Total	Drop out		Old	New	Total	Drop out			
				No Methd	Switch Over				No Methd	Switch Over		
Gopalganj	4362	9	4371	14	4	102	1	103	0	0	4	4474
Madaripur	7396	43	7439	27	10	272	7	279	0	0	4	7718
Shariatpur	8987	42	9029	37	12	272	1	273	4	2	8	9302
Faridpur	14399	75	14474	65	20	298	10	308	2	1	23	14782
Rajbari	5965	25	5990	25	14	97	0	97	1	1	3	6087
Dhaka	21037	85	21122	40	23	782	21	803	3	2	9	21925
Gazipur	8915	21	8936	19	6	139	4	143	1	0	0	9079
Munshiganj	7430	13	7443	43	17	349	4	353	3	2	11	7796
Narayanganj	11494	41	11535	45	24	398	5	403	4	2	2	11938
Narsingdi	14872	34	14906	27	22	430	7	437	2	1	6	15343
Manikganj	6976	23	6999	21	15	89	3	92	0	0	7	7091
Tangail	20345	81	20426	72	25	311	4	315	3	5	5	20741
Kishoreganj	19042	73	19115	70	45	671	15	686	3	7	3	19801
<b>Dhaka Div.</b>	<b>151220</b>	<b>565</b>	<b>151785</b>	<b>505</b>	<b>237</b>	<b>4210</b>	<b>82</b>	<b>4292</b>	<b>26</b>	<b>23</b>	<b>85</b>	<b>156077</b>
Jamalpur	14599	29	14628	24	11	254	3	257	5	0	3	14885
Sherpur	6766	11	6777	12	9	61	4	65	0	0	3	6842
Mymensingh	21648	66	21714	42	41	625	7	632	12	2	3	22346
Netrokona	7618	19	7637	30	14	389	1	390	2	1	1	8027
<b>Mymensingh Div.</b>	<b>50631</b>	<b>125</b>	<b>50756</b>	<b>108</b>	<b>75</b>	<b>1329</b>	<b>15</b>	<b>1344</b>	<b>19</b>	<b>3</b>	<b>10</b>	<b>52100</b>
Brahmanbaria	17443	39	17482	140	31	610	14	624	3	1	9	18106
Cumilla	36843	208	37051	142	50	1998	95	2093	25	18	30	39144
Chandpur	12777	72	12849	62	44	1211	36	1247	2	7	25	14096
Feni	9934	48	9982	30	17	850	68	918	1	1	3	10900
Noakhali	18073	54	18127	66	10	1343	13	1356	3	2	12	19483
Lakshmipur	8007	15	8022	52	5	442	9	451	3	0	7	8473
Chattogram	41629	129	41758	155	53	1803	39	1842	4	2	31	43600
Cox's Bazar	11537	22	11559	50	7	1309	32	1341	3	0	14	12900
Rangamati	4946	16	4962	22	12	322	9	331	2	0	13	5293
Khagrachhari	3921	18	3939	18	5	192	5	197	0	0	0	4136
Bandarban	3845	15	3860	55	31	363	10	373	2	2	5	4233
<b>Chattogram Div.</b>	<b>168955</b>	<b>636</b>	<b>169591</b>	<b>792</b>	<b>265</b>	<b>10443</b>	<b>330</b>	<b>10773</b>	<b>48</b>	<b>33</b>	<b>149</b>	<b>180364</b>
Sylhet	15696	19	15715	46	16	889	8	897	6	0	23	16612
Habiganj	10040	7	10047	17	5	794	33	827	2	0	8	10874
Moulavi Bazar	10989	24	11013	40	20	501	22	523	4	3	5	11536
Sunamganj	12685	10	12695	39	12	750	17	767	2	0	3	13462
<b>Sylhet Div.</b>	<b>49410</b>	<b>60</b>	<b>49470</b>	<b>142</b>	<b>53</b>	<b>2934</b>	<b>80</b>	<b>3014</b>	<b>14</b>	<b>3</b>	<b>39</b>	<b>52484</b>
<b>National</b>	<b>704187</b>	<b>2536</b>	<b>706723</b>	<b>2665</b>	<b>1202</b>	<b>27193</b>	<b>665</b>	<b>27858</b>	<b>485</b>	<b>88</b>	<b>418</b>	<b>734581</b>

Name of District	Implant											Total Implant
	Normal					Postpartum					Postpartum Expire	
	Old	New	Total	Drop out		Old	New	Total	Drop out			
No Methd				Switch Over	No Methd				Switch Over			
Dinajpur	40295	293	40588	129	212	2498	67	2565	10	10	82	43153
Thakurgaon	13434	78	13512	51	69	326	13	339	2	0	12	13851
Panchagarh	12625	56	12681	31	51	272	10	282	1	0	5	12963
Nilphamari	18862	58	18920	65	54	991	11	1002	1	5	40	19922
Rangpur	31678	156	31834	111	64	1330	21	1351	8	3	25	33185
Kurigram	18447	84	18531	84	72	793	9	802	3	3	24	19333
Gaibandha	28222	46	28268	133	91	993	7	1000	8	1	20	29268
Lalmonirhat	12706	57	12763	33	44	487	10	497	15	4	18	13260
<b>Rangpur Div.</b>	<b>176269</b>	<b>828</b>	<b>177097</b>	<b>637</b>	<b>657</b>	<b>7690</b>	<b>148</b>	<b>7838</b>	<b>48</b>	<b>26</b>	<b>226</b>	<b>184935</b>
Bogura	51671	256	51927	193	221	2454	52	2506	6	4	88	54433
Joipurhat	14595	164	14759	25	48	694	29	723	1	2	47	15482
Naogaon	22464	138	22602	113	111	837	11	848	5	3	32	23450
Nawabganj	6955	82	7037	18	47	249	6	255	7	0	10	7292
Rajshahi	20242	151	20393	74	101	1026	19	1045	3	0	16	21438
Natore	20296	167	20463	71	96	1150	42	1192	14	5	37	21655
Pabna	22562	84	22646	42	54	659	20	679	1	5	8	23325
Serajganj	20998	95	21093	65	83	1119	15	1134	9	2	24	22227
<b>Rajshahi Div.</b>	<b>179783</b>	<b>1137</b>	<b>180920</b>	<b>601</b>	<b>761</b>	<b>8188</b>	<b>194</b>	<b>8382</b>	<b>46</b>	<b>21</b>	<b>262</b>	<b>189302</b>
Kustia	11993	95	12088	32	35	411	15	426	0	2	17	12514
Meherpur	3436	5	3441	6	8	70	0	70	0	1	0	3511
Chuadanga	9445	102	9547	18	34	314	18	332	3	8	22	9879
Jhenaidaha	16365	76	16441	56	41	698	22	720	1	4	12	17161
Magura	9488	39	9527	40	19	599	11	610	3	3	12	10137
Narail	6325	7	6332	14	8	224	2	226	0	0	1	6558
Jashore	29030	64	29094	58	53	1119	10	1129	2	2	24	30223
Khulna	29682	136	29818	91	47	980	14	994	3	2	192	30812
Bagerhat	13942	46	13988	27	25	915	2	917	1	592	14	14905
Satkhira	15690	33	15723	28	42	566	1	567	0	0	19	16290
<b>Khulna Div.</b>	<b>145396</b>	<b>603</b>	<b>145999</b>	<b>370</b>	<b>312</b>	<b>5896</b>	<b>95</b>	<b>5991</b>	<b>13</b>	<b>614</b>	<b>313</b>	<b>151990</b>
Barguna	12456	69	12525	30	31	726	14	740	5	10	23	13265
Patuakhali	22034	25	22059	61	62	1192	31	1223	3	3	14	23282
Barishal	20920	44	20964	59	37	1000	5	1005	2	3	25	21969
Jhalakati	6576	13	6589	20	4	259	2	261	2	2	3	6850
Bhola	21745	65	21810	50	53	788	19	807	35	0	3	22617
Pirojpur	11201	20	11221	40	21	677	3	680	11	2	237	11901
<b>Barishal Div.</b>	<b>94932</b>	<b>236</b>	<b>95168</b>	<b>260</b>	<b>208</b>	<b>4642</b>	<b>74</b>	<b>4716</b>	<b>58</b>	<b>20</b>	<b>305</b>	<b>99884</b>

Name of District	Implant											Total Implant
	Normal					Postpartum					Postpartum Expire	
	Old	New	Total	Drop out		Old	New	Total	Drop out			
No Methd				Switch Over	No Methd				Switch Over			
Gopalganj	9539	10	9549	20	12	626	6	632	1	1	15	10181
Madaripur	15331	15	15346	31	20	740	3	743	1	0	14	16089
Shariatpur	8708	10	8718	16	9	586	27	613	4	0	11	9331
Faridpur	20075	132	20207	83	43	929	11	940	2	3	30	21147
Rajbari	14511	73	14584	40	45	640	16	656	1	2	24	15240
Dhaka	28086	55	28141	29	30	1562	19	1581	8	3	13	29722
Gazipur	15004	19	15023	44	11	522	4	526	1	0	11	15549
Munshiganj	10511	25	10536	31	39	643	10	653	1	7	16	11189
Narayanganj	17163	57	17220	42	40	925	2	927	9	3	17	18147
Narshingdi	13602	34	13636	19	15	713	5	718	1	0	136	14354
Manikganj	14390	87	14477	58	54	520	16	536	3	1	19	15013
Tangail	39413	128	39541	108	97	1150	15	1165	3	2	30	40706
Kishoreganj	31934	147	32081	97	62	1941	36	1977	8	7	37	34058
<b>Dhaka Div.</b>	<b>238267</b>	<b>792</b>	<b>239059</b>	<b>618</b>	<b>477</b>	<b>11497</b>	<b>170</b>	<b>11667</b>	<b>43</b>	<b>29</b>	<b>373</b>	<b>250726</b>
Jamalpur	28735	40	28775	65	42	1167	13	1180	5	2	15	29955
Sherpur	19201	82	19283	47	27	543	18	561	0	1	22	19844
Mymensingh	44079	110	44189	92	78	1968	8	1976	12	7	53	46165
Netrokona	21735	55	21790	62	45	1675	13	1688	3	9	23	23478
<b>Mymensingh Div.</b>	<b>113750</b>	<b>287</b>	<b>114037</b>	<b>266</b>	<b>192</b>	<b>5353</b>	<b>52</b>	<b>5405</b>	<b>20</b>	<b>19</b>	<b>113</b>	<b>119442</b>
Brahmanbaria	23326	29	23355	77	51	2588	16	2604	10	1	45	25959
Cumilla	39310	143	39453	174	50	3147	89	3236	24	18	41	42689
Chandpur	19336	61	19397	63	34	2321	21	2342	7	3	46	21739
Feni	11883	21	11904	24	32	1483	17	1500	2	1	5	13404
Noakhali	25699	54	25753	57	7	3561	9	3570	10	12	35	29323
Lakshmipur	15037	30	15067	37	10	1291	5	1296	3	2	23	16363
Chattogram	56728	58	56786	154	69	3646	14	3660	9	8	47	60446
Cox's Bazar	27176	54	27230	89	43	2784	28	2812	13	11	23	30042
Rangamati	10249	5	10254	13	8	434	1	435	0	1	20	10689
Khagrachhari	7090	6	7096	19	1	296	4	300	6	0	1	7396
Bandarban	6343	0	6343	43	22	638	0	638	8	0	1	6981
<b>Chattogram Div.</b>	<b>242177</b>	<b>461</b>	<b>242638</b>	<b>750</b>	<b>327</b>	<b>22189</b>	<b>204</b>	<b>22393</b>	<b>92</b>	<b>57</b>	<b>287</b>	<b>265031</b>
Sylhet	32073	18	32091	56	20	3106	9	3115	2	2	26	35206
Habiganj	14064	14	14078	17	11	2133	3	2136	1	2	17	16214
Moulavi Bazar	17315	25	17340	43	22	1176	2	1178	0	0	13	18518
Sunamganj	21845	18	21863	76	30	2720	8	2728	9	4	17	24591
<b>Sylhet Div.</b>	<b>85297</b>	<b>75</b>	<b>85372</b>	<b>192</b>	<b>83</b>	<b>9135</b>	<b>22</b>	<b>9157</b>	<b>12</b>	<b>8</b>	<b>73</b>	<b>94529</b>
<b>National</b>	<b>1275871</b>	<b>4419</b>	<b>1280290</b>	<b>3694</b>	<b>3017</b>	<b>74590</b>	<b>959</b>	<b>75549</b>	<b>332</b>	<b>794</b>	<b>1952</b>	<b>1355839</b>



Name of District	Permanent Method														Postpartum Expire	Total Permanent Method	Total Acceptors	CAR(%)
	Male							Female										
	Normal			Postpartum			Total Male	Normal			Postpartum			Total Female				
	Old	New	Total	Old	New	Total		Old	New	Total	Old	New	Total					
Dinajpur	72	2	74	66825	61	66886	66960	2380	132	2512	0	11	11	2523	551254	69483	546649	81.4
Thakurgaon	6	1	7	19973	14	19987	19994	358	23	381	0	3	3	384	243707	20378	241899	78.9
Panchgarh	9	0	9	12716	7	12723	12732	468	21	489	0	18	18	507	193493	13239	192120	80.5
Nilphamari	70	1	71	38043	16	38059	38130	1253	52	1305	0	1822	1822	3127	339301	41257	337523	80.9
Rangpur	116	0	116	33475	41	33516	33632	2095	30	2125	0	11	11	2136	472879	35768	505212	83.1
Kurigram	1	0	1	22382	51	22433	22434	477	45	522	0	74	74	596	419666	23030	415921	76.6
Gaibandha	13	0	13	34810	93	34903	34916	1237	124	1361	0	56	56	1417	452611	36333	450091	80.6
Lalmonirhat	5	0	5	22382	32	22414	22419	564	36	600	0	0	0	600	229779	23019	227116	80.1
<b>Rangpur Div.</b>	<b>292</b>	<b>4</b>	<b>296</b>	<b>250606</b>	<b>315</b>	<b>250921</b>	<b>251217</b>	<b>8832</b>	<b>463</b>	<b>9295</b>	<b>0</b>	<b>1995</b>	<b>1995</b>	<b>11290</b>	<b>2902690</b>	<b>262507</b>	<b>2916531</b>	<b>80.4</b>
Bogura	56	0	56	51660	43	51703	51759	1749	124	1873	0	38	38	1911	0	53670	637418	81.9
Joipurhat	9	1	10	19330	44	19374	19384	319	14	333	0	2	2	335	0	19719	179465	83.3
Naogaon	12	0	12	68224	58	68282	68294	2259	87	2346	0	23	23	2369	0	70663	473966	79.5
Nawabganj	5	1	6	33052	90	33142	33148	1183	513	1696	0	25	25	1721	0	34869	304411	79.5
Rajshahi	539	0	539	68038	73	68111	68650	4551	79	4630	0	78	78	4708	0	73358	505163	81.1
Natore	52	0	52	51726	45	51771	51823	1584	83	1667	0	10	10	1677	0	53500	341380	81.9
Pabna	9	0	9	37140	43	37183	37192	651	28	679	0	10	10	689	0	37881	468658	78.8
Serajganj	2	0	2	22011	93	22104	22106	1633	75	1708	0	15	15	1723	0	23829	545105	81.5
<b>Rajshahi Div.</b>	<b>684</b>	<b>2</b>	<b>686</b>	<b>351181</b>	<b>489</b>	<b>351670</b>	<b>352356</b>	<b>13929</b>	<b>1003</b>	<b>14932</b>	<b>0</b>	<b>201</b>	<b>201</b>	<b>15133</b>	<b>0</b>	<b>367489</b>	<b>3455566</b>	<b>80.8</b>
Kustia	21	0	21	56979	40	57019	57040	2195	107	2302	0	33	33	2335	368680	59375	365316	79.0
Meherpur	0	0	0	23757	24	23781	23781	992	56	1048	0	0	0	1048	129142	24829	128514	78.9
Chuadanga	0	0	0	29580	41	29621	29621	1591	91	1682	0	2	2	1684	216720	31305	214737	82.0
Jhenaidaha	0	0	0	44610	80	44690	44690	1845	117	1962	0	12	12	1974	310166	46664	309653	78.3
Magura	2	1	3	18540	22	18562	18565	1103	54	1157	0	25	25	1182	154780	19747	152358	78.3
Narail	0	0	0	14513	23	14536	14536	404	38	442	0	5	5	447	124034	14983	120856	77.0
Jashore	91	0	91	47398	47	47445	47536	857	68	925	0	1	1	926	497994	48462	496392	80.0
Khulna	5	0	5	33478	47	33525	33530	675	41	716	0	69	69	785	405038	34315	403146	80.3
Bagerhat	35	0	35	20289	42	20331	20366	560	41	601	0	56	56	657	247248	21023	246542	80.9
Satkhira	0	0	0	37201	36	37237	37237	1116	60	1176	0	16	16	1192	355148	38429	352428	79.8
<b>Khulna Div.</b>	<b>154</b>	<b>1</b>	<b>155</b>	<b>326345</b>	<b>402</b>	<b>326747</b>	<b>326902</b>	<b>11338</b>	<b>673</b>	<b>12011</b>	<b>0</b>	<b>219</b>	<b>219</b>	<b>12230</b>	<b>2808950</b>	<b>339132</b>	<b>2789942</b>	<b>79.7</b>
Barguna	8	2	10	8242	36	8278	8288	592	52	644	0	15	15	659	156574	8947	156793	78.5
Patuakhali	9	0	9	17371	34	17405	17414	1233	65	1298	0	38	38	1336	273521	18750	272255	79.9
Barishal	28	0	28	27297	45	27342	27370	1143	90	1233	0	59	59	1292	332167	28662	329204	76.7
Jhalakati	3	0	3	7674	23	7697	7700	367	48	415	0	20	20	435	90844	8135	90251	76.8
Bhola	34	2	36	9749	15	9764	9800	136	8	144	0	43	43	187	304408	9987	301891	80.9
Pirojpur	5	1	6	9777	14	9791	9797	694	79	773	0	10	10	783	165279	10580	164274	79.2
<b>Barishal Div.</b>	<b>87</b>	<b>5</b>	<b>92</b>	<b>80110</b>	<b>167</b>	<b>80277</b>	<b>80369</b>	<b>4165</b>	<b>342</b>	<b>4507</b>	<b>0</b>	<b>185</b>	<b>185</b>	<b>4692</b>	<b>1322793</b>	<b>85061</b>	<b>1314668</b>	<b>78.8</b>

Name of District	Permanent Method														Postpartum Expire	Total Permanent Method	Total Acceptors	CAR(%)
	Male							Female										
	Normal			Postpartum			Total Male	Normal			Postpartum			Total Female				
	Old	New	Total	Old	New	Total		Old	New	Total	Old	New	Total					
Gopalganj	4	1	5	19810	134	19944	19949	605	57	662	0	6	6	668	178131	20617	177309	79.1
Madaripur	1	0	1	14914	48	14962	14963	644	46	690	0	6	6	696	185960	15659	183784	77.7
Shariatpur	2	0	2	11951	47	11998	12000	525	45	570	0	9	9	579	167186	12579	165369	75.9
Faizpur	1	1	2	36600	136	36736	36738	1653	174	1827	0	32	32	1859	317368	38597	315959	79.0
Rajbari	0	0	0	17409	17	17426	17426	410	28	438	0	31	31	469	186927	17895	185223	78.0
Dhaka	376	12	388	49697	87	49784	50172	3297	256	3553	0	44	44	3597	570434	53769	561291	75.5
Gazipur	6	0	6	33080	32	33112	33118	725	54	779	0	13	13	792	323298	33910	325237	77.1
Munshiganj	5	1	6	27903	14	27917	27923	1637	82	1719	0	31	31	1750	230421	29673	226928	74.6
Narayanganj	57	6	63	32504	18	32522	32585	1470	97	1567	0	27	27	1594	408324	34179	407270	75.3
Narsingdi	0	0	0	32581	22	32603	32603	2442	142	2584	0	26	26	2610	340866	35213	326596	73.4
Manikganj	0	0	0	29602	23	29625	29625	1064	69	1133	0	3	3	1136	240825	30761	238928	77.1
Tangail	5	0	5	59357	28	59385	59390	2541	182	2723	0	26	26	2749	662364	62139	660034	77.4
Kishoreganj	29	0	29	44842	112	44954	44983	1822	66	1888	0	23	23	1911	453430	46894	453895	79.5
<b>Dhaka Div.</b>	<b>486</b>	<b>21</b>	<b>507</b>	<b>410250</b>	<b>718</b>	<b>410968</b>	<b>411475</b>	<b>18835</b>	<b>1298</b>	<b>20133</b>	<b>0</b>	<b>277</b>	<b>277</b>	<b>20410</b>	<b>4264634</b>	<b>431885</b>	<b>4228219</b>	<b>76.8</b>
Jamalpur	7	0	7	28191	20	28211	28218	1252	100	1352	0	68	68	1420	394865	29638	392444	79.6
Sherpur	0	0	0	16461	18	16479	16479	947	59	1006	0	0	0	1006	253964	17485	253324	77.9
Mymensingh	169	2	171	44933	44	44977	45148	1126	137	1263	0	58	58	1321	515299	46469	842759	79.0
Netrokona	168	1	169	25565	39	25604	25773	1204	50	1254	0	17	17	1271	337118	27044	332963	78.4
<b>Mymensingh Div.</b>	<b>344</b>	<b>3</b>	<b>347</b>	<b>115150</b>	<b>121</b>	<b>115271</b>	<b>115618</b>	<b>4529</b>	<b>346</b>	<b>4875</b>	<b>0</b>	<b>143</b>	<b>143</b>	<b>5018</b>	<b>1837246</b>	<b>120636</b>	<b>1821490</b>	<b>78.9</b>
Brahmanbaria	7	2	9	42832	62	42894	42903	1366	61	1427	0	13	13	1440	379780	44343	375974	69.3
Cumilla	709	1	710	85789	92	85881	86591	3519	194	3713	0	214	214	3927	860274	90518	858681	76.1
Chandpur	12	1	13	34098	35	34133	34146	1981	93	2074	0	1	1	2075	366739	36221	365299	76.3
Feni	1	0	1	23130	7	23137	23138	2590	92	2682	0	45	45	2727	210687	25865	206752	72.2
Noakhali	48	1	49	39846	25	39871	39920	2554	99	2653	0	19	19	2672	454426	42592	447054	75.0
Lakshimpur	1	0	1	14937	12	14949	14950	1750	35	1785	0	14	14	1799	242736	16749	239674	72.3
Chattoagram	702	4	706	59394	75	59469												

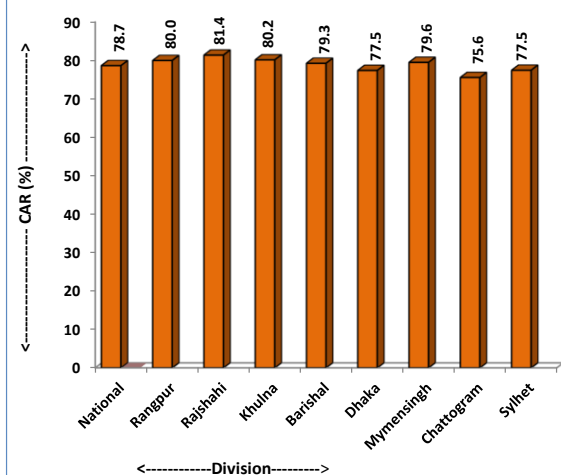
**Table -12: Number of New and Total Acceptors upto the end of November,21 and December,21**

Method	New Acceptors		% Change of December '21 over November,21	Total Acceptors		% Change of December '21 over November,21
	November '21	December '21		November '21	December '21	
Per.Method (Male)	1132	1673	47.8	736655	737964	0.2
Per.Method (Female)	7216	7981	10.6	2091335	2093264	0.1
Per.Method (Total)	8348	9654	15.6	2827990	2831228	0.1
IUD	6648	15074	126.7	729904	736084	0.8
Implant	23801	43439	82.5	1413221	1435675	1.6
Injectables	50756	62630	23.4	4220669	4228845	0.2
Oral Pill	100840	123218	22.2	10565131	10583809	0.2
Condom	38572	51353	33.1	2064070	2073032	0.4
<b>Total</b>	<b>228965</b>	<b>305368</b>	<b>33.4</b>	<b>21820985</b>	<b>21888673</b>	<b>0.3</b>

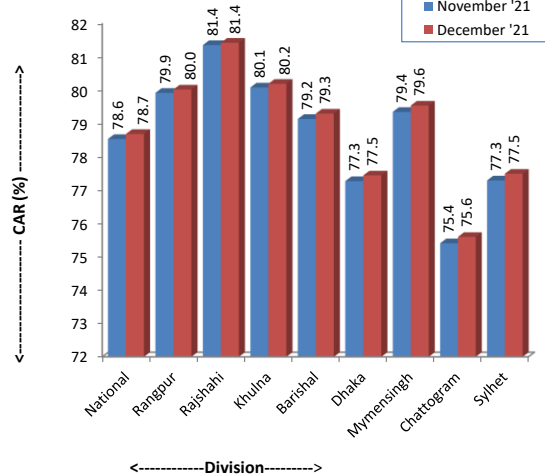
**Table -13: CAR(%) by Division upto the end of November 2021 and December 2021**

Division	November '21	December '21	% Change of December '21 over November,21
Rangpur	79.93	80.03	0.10
Rajshahi	81.36	81.43	0.07
Khulna	80.09	80.20	0.11
Barishal	79.15	79.31	0.16
Dhaka	77.29	77.46	0.17
Mymensingh	79.36	79.55	0.19
Chattogram	75.43	75.62	0.19
Sylhet	77.31	77.51	0.20
<b>National</b>	<b>78.55</b>	<b>78.70</b>	<b>0.15</b>

**Graph-1: National & Division wise CAR upto the end of December 2021**



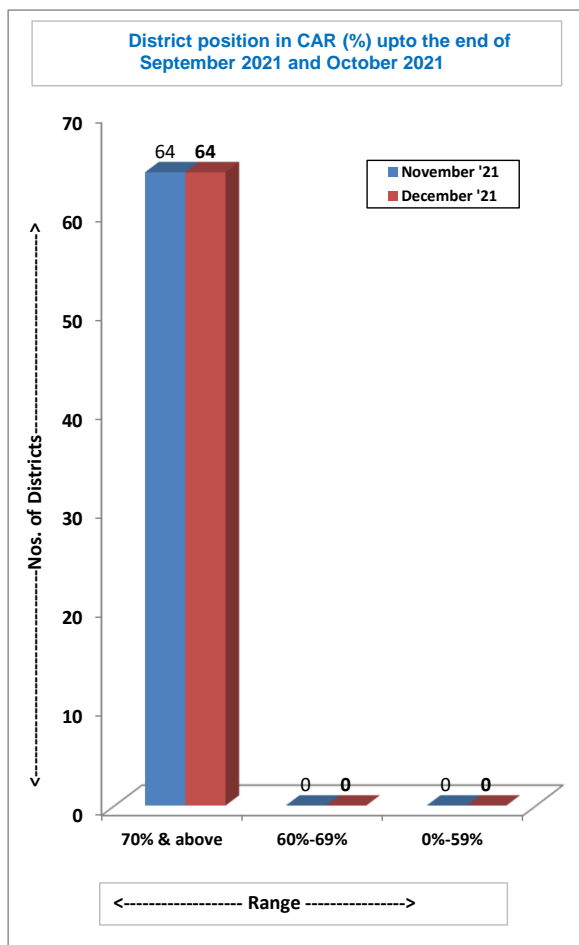
**Graph-2: National & Division wise CAR upto the end of November '21 and December,21**



**Table -14: District by Range of CAR upto the end of December 2021**

Range	Sl.No.	District	CAR (%)
70% & above	1	Joipurhat	83.89
	2	Chuadanga	82.76
	3	Serajganj	82.51
	4	Bogura	82.24
	5	Natore	82.18
	6	Dinajpur	82.13
	7	Rangamati	81.92
	8	Rajshahi	81.76
	9	Bandarban	81.64
	10	Bhola	81.55
	11	Nilphamari	81.31
	12	Bagerhat	81.13
	13	Panchgarh	81.11
	14	Gaibandha	81.1
	15	Cox's Bazar	81.02
	16	Lalmonirhat	80.99
	17	Khulna	80.72
	18	Nawabganj	80.68
	19	Satkhira	80.41
	20	Jashore	80.3
	21	Patuakhali	80.24
	22	Jamalpur	80.07
	23	Naogaon	79.91
	24	Mymensingh	79.8
	25	Pirojpur	79.72
	26	Kustia	79.69
	27	Magura	79.56
	28	Thakurgaon	79.46
	29	Kishoreganj	79.42
	30	Gopalganj	79.42
	31	Pabna	79.4
	32	Netrokona	79.39
	33	Faridpur	79.34
	34	Meherpur	79.3
	35	Narail	79.06
	36	Rajbari	78.68
	37	Madaripur	78.64
	38	Jhenaidaha	78.44
	39	Barguna	78.34
	40	Sunamganj	78.18
	41	Sherpur	78.13
	42	Rangpur	77.74
	43	Manikganj	77.73
	44	Tangail	77.71
	45	Khagrachhari	77.67
	46	Barishal	77.43
	47	Habiganj	77.34
	48	Sylhet	77.31
	49	Jhalakati	77.31
	50	Moulavi Bazar	77.27
	51	Kurigram	77.24
	52	Dhaka	76.77
	53	Shariatpur	76.76
	54	Chandpur	76.64
	55	Narshingdi	76.51
	56	Gazipur	76.38
	57	Cumilla	76.27
	58	Noakhali	76.26
	59	Munshiganj	75.77
	60	Narayanganj	75.45
	61	Chattogram	74.8
	62	Feni	73.6
	63	Lakshmipur	73.26
	64	Brahmanbaria	70.03

Range	Nos of Districts CAR (%)
70% & above	64
60% - 69%	0
0%-59%	0



**Table -15 : List of Upazila achieved CAR above 70% upto the end of December 2021**

Sl. No.	Name of District	Name of Upazila	Total Couples	Total Acceptors	CAR (%)	Sl. No.	Name of District	Name of Upazila	Total Couples	Total Acceptors	CAR (%)
1	Joipurhat	Khetlal	26837	22678	84.5	77	Dinajpur	Nawabganj	51584	42174	81.8
2	Joipurhat	Panchbibi	55319	46634	84.3	78	Satkhira	Asasuni	57603	47087	81.7
3	Seraiganj	Siraiganj Sadar	125028	105202	84.1	79	Cox's Bazar	Ramu	46799	38247	81.7
4	Joipurhat	Akkelpur	31434	26418	84	80	Bandarban	Naikhongchhari	12080	9872	81.7
5	Rangamati	Langadu	15927	13358	83.9	81	Lalmonirhat	Patgram	48932	39983	81.7
6	Bogura	Sariakandi	50195	42014	83.7	82	Bogura	Sherpur	86081	70335	81.7
7	Joipurhat	Joypurhat Sadar	66320	55483	83.7	83	Jashore	Bagherpara	48672	39768	81.7
8	Chuadanga	Alamdanga	81877	68345	83.5	84	Rajshahi	Poba	78170	63860	81.7
9	Bogura	Dhunot	68767	57336	83.4	85	Gaibandha	Sadullahpur	72440	59118	81.6
10	Cox's Bazar	Chakaria	86402	72010	83.3	86	Bagerhat	Mongla	27661	22567	81.6
11	Bogura	Kahaloo	55782	46461	83.3	87	Gaibandha	Palashbari	59378	48435	81.6
12	Chuadanga	Chuadanga Sadar	71197	59232	83.2	88	Jamalpur	Jamalpur Sadar	136419	111248	81.5
13	Khulna	Batiaghata	39109	32536	83.2	89	Rangamati	Jurachhari	4522	3687	81.5
14	Chuadanga	Jiban Nagar	38427	31961	83.2	90	Nilphamari	Dimla	64124	52262	81.5
15	Natore	Gurudashpur	53571	44545	83.2	91	Rangamati	Belaichhari	4890	3984	81.5
16	Joipurhat	Kalai	35430	29428	83.1	92	Kustia	Bheramara	52145	42470	81.4
17	Rajshahi	Bagmara	89070	73962	83	93	Bhola	Charfashion	92604	75391	81.4
18	Rajshahi	Godagari	73634	61121	83	94	Patuakhali	Dashmina	28353	23069	81.4
19	Bagerhat	Kachua	20639	17118	82.9	95	Rajshahi	Bagha	43432	35336	81.4
20	Bagerhat	Bagerhat Sadar	55551	46052	82.9	96	Gaibandha	Gobindaganj	111986	91103	81.4
21	Dinajpur	Birganj	74471	61696	82.8	97	Bogura	Bogra Sadar	95410	77589	81.3
22	Bogura	Shajahanpur	81291	67294	82.8	98	Seraiganj	Tarash	47576	38684	81.3
23	Bandarban	Alikadam	10435	8636	82.8	99	Dinajpur	Parbatipur	84193	68451	81.3
24	Rangamati	Naniarchar	9292	7690	82.8	100	Manikganj	Saturia	39395	32025	81.3
25	Dinajpur	Chirir Bandar	66425	54957	82.7	101	Chuadanga	Damurhuda	70350	57182	81.3
26	Bandarban	Bandarban Sadar	17156	14192	82.7	102	Jhenaidaha	Kotchandpur	32226	26185	81.3
27	Dinajpur	Birol	55846	46188	82.7	103	Natore	Bagatipara	31431	25533	81.2
28	Dinajpur	Hakimpur	21619	17872	82.7	104	Bagerhat	Morraiganj	58099	47188	81.2
29	Rangamati	Kawkhali	10780	8909	82.6	105	Jashore	Monirampur	97429	79122	81.2
30	Seraiganj	Ullahpara	125109	103380	82.6	106	Kishoreganj	Nikli	27707	22498	81.2
31	Seraiganj	Kamarkhand	31257	25819	82.6	107	Rangamati	Barkal	7497	6087	81.2
32	Bogura	Sonatala	39878	32939	82.6	108	Dinajpur	Khanshama	44773	36341	81.2
33	Rajshahi	Boalia (Sadar)	101845	84108	82.6	109	Bhola	Tajumuddin	25939	21048	81.1
34	Bhola	Bhola Sadar	87887	72567	82.6	110	Jashore	Keshobpur	59971	48657	81.1
35	Seraiganj	Raygani	70383	58113	82.6	111	Bogura	Adamdighi	45865	37205	81.1
36	Dinajpur	Birampur	35859	29598	82.5	112	Kishoreganj	Kishoreganj	74112	60103	81.1
37	Rangamati	Rangamati Sadar	20218	16687	82.5	113	Satkhira	Kaliganj	68317	55378	81.1
38	Dinajpur	Bochagani	34732	28665	82.5	114	Gaibandha	Fulchhari	37189	30135	81.0
39	Bhola	Monpura	15430	12734	82.5	115	Nawabganj	Bholahat	25619	20759	81.0
40	Bagerhat	Fakirhat	30676	25314	82.5	116	Cox's Bazar	Pekua	33718	27314	81.0
41	Seraiganj	Shazadpur	115818	95557	82.5	117	Bogura	Nandigram	43665	35370	81.0
42	Nilphamari	Nilphamari Sadar	104911	86497	82.4	118	Panchgarh	Panchgarh	64217	52017	81.0
43	Mymensingh	Mymensingh	145860	120190	82.4	119	Netrokona	Netrokona	70795	57330	81.0
44	Bhola	Lalmohan	64519	53125	82.3	120	Rangamati	Baghaichhari	12885	10434	81.0
45	Dinajpur	Dinajpur Sadar	102504	84395	82.3	121	Gazipur	Gazipur Sadar	98193	79511	81.0
46	Khulna	Digholia	94527	77797	82.3	122	Rajshahi	Durgapur	45230	36622	81.0
47	Gaibandha	Sundargani	115859	95339	82.3	123	Rajshahi	Puthiya	50349	40766	81.0
48	Natore	Natore Sadar	106307	87428	82.2	124	Bandarban	Lama	19624	15888	81.0
49	Bandarban	Thanchi	4506	3705	82.2	125	Panchgarh	Debiganj	56163	45469	81.0
50	Rangamati	Raiasthali	4690	3856	82.2	126	Seraiganj	Kazipur	58562	47402	80.9
51	Natore	Singra	87129	71603	82.2	127	Patuakhali	Golachipa	82928	67085	80.9
52	Naogaon	Manda	92667	76137	82.2	128	Naogaon	Sapahar	40123	32455	80.9
53	Bogura	Dupchanchia	44415	36480	82.1	129	Pirojpur	Pirojpur Sadar	28689	23203	80.9
54	Nilphamari	Domar	58516	48056	82.1	130	Seraiganj	Chouhali	22654	18322	80.9
55	Bogura	Gabwali	75249	61791	82.1	131	Pabna	Chatmohor	75291	60830	80.8
56	Rajshahi	Tanore	46857	38476	82.1	132	Meherpur	Mujibnagar	22811	18427	80.8
57	Bogura	Shibganj	91514	75142	82.1	133	Nawabganj	Chapai	121454	98108	80.8
58	Manikganj	Ghir	35587	29206	82.1	134	Manikganj	Shibalaya	35498	28674	80.8
59	Lalmonirhat	Aditmari	49710	40773	82	135	Nawabganj	Gomostapur	66847	53990	80.8
60	Panchgarh	Boda	58625	48084	82	136	Pabna	Ishwardi	73971	59743	80.8
61	Natore	Lalpur	68420	56117	82	137	Dinajpur	Ghoraghat	25741	20788	80.8
62	Naogaon	Niamatpur	59146	48503	82	138	Kustia	Khoksa	30787	24857	80.7
63	Bhola	Daulatkhan	34970	28670	82	139	Naogaon	Naogaon Sadar	63132	50962	80.7
64	Seraiganj	Belkuchi	72138	59140	82	140	Naogaon	Porsa	30966	24995	80.7
65	Cox's Bazar	Teknaf	53400	43766	82	141	Nilphamari	Saidpur	56157	45326	80.7
66	Dinajpur	Fulbari	37456	30685	81.9	142	Pirojpur	Indurkani	16275	13134	80.7
67	Natore	Baraigram	69823	57197	81.9	143	Magura	Magura Sadar	80901	65281	80.7
68	Pabna	Santhia	90769	74305	81.9	144	Bandarban	Ruma	5060	4083	80.7
69	Khulna	Dumuria	65840	53891	81.9	145	Faridpur	Faridpur Sadar	97944	79030	80.7
70	Faridpur	Modhukhali	46819	38320	81.8	146	Rangpur	Gangachara	69566	56118	80.7
71	Dinajpur	Kaharole	35980	29444	81.8	147	Thakurgaon	Ranisankail	50231	40518	80.7
72	Nawabganj	Nachol	34768	28450	81.8	148	Kishoreganj	Bhariab	61176	49333	80.6
73	Bagerhat	Sarankhola	21010	17188	81.8	149	Jhenaidaha	Harinakunda	44062	35530	80.6
74	Satkhira	Debhata	27556	22543	81.8	150	Jamalpur	Sharishabari	67463	54392	80.6
75	Cox's Bazar	Moheshkhali	60227	49252	81.8	151	Kishoreganj	Tarail	31514	25407	80.6
76	Lalmonirhat	Hatibandha	52360	42817	81.8	152	Khulna	Dacope	32025	25812	80.6
153	Faridpur	Nagarkanda	38981	31414	80.6	231	Mymensingh	Haluaghat	67967	54026	79.5
154	Patuakhali	Dumki	13476	10857	80.6	232	Mymensingh	Fulbaria	88248	70136	79.5
155	Panchgarh	Atowari	29661	23884	80.5	233	Habiganj	Lakhai	29771	23655	79.5
156	Chattogram	Banshkhal	81709	65791	80.5	234	Kustia	Kumarkhali	73968	58769	79.5
157	Kurigram	Fulbari	42438	34163	80.5	235	Netrokona	Kendua	59708	47439	79.5
158	Tangail	Modhupur	114016	91768	80.5	236	Rajbari	Pangsha	58153	46200	79.4



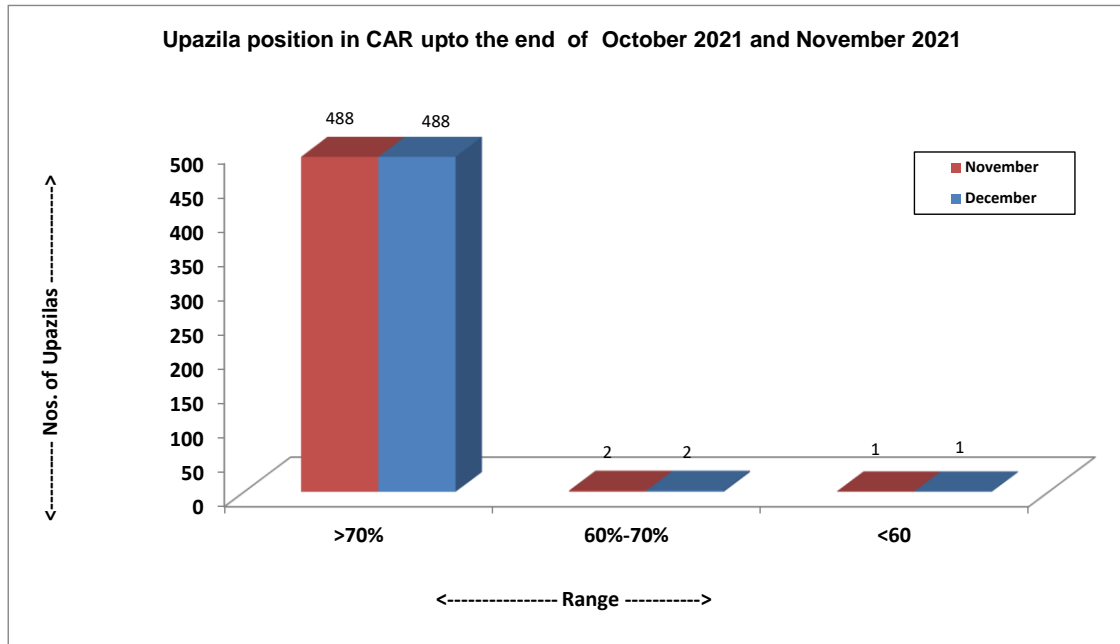
Sl. No.	Name of District	Name of Upazila	Total Couples	Total Acceptors	CAR (%)	Sl. No.	Name of District	Name of Upazila	Total Couples	Total Acceptors	CAR (%)
159	Gopalganj	Muksudpur	56879	45771	80.5	237	Thakurgaon	Haripur	31801	25262	79.4
160	Mymensingh	Gouripur	64341	51759	80.4	238	Shariatpur	Janjira	33447	26566	79.4
161	Jashore	Jessore Sadar	153090	123150	80.4	239	Habiganj	Azmiriganj	21247	16874	79.4
162	Netrokona	Barhatta	34842	28022	80.4	240	Kishoreganj	Mithamoin	24549	19492	79.4
163	Panchgarh	Tentulia	29890	24039	80.4	241	Jhalakati	Rajapur	24744	19643	79.4
164	Pirojpur	Bhandaria	25154	20224	80.4	242	Kurigram	Rajarhat	48009	38105	79.4
165	Jamalpur	Dewanganj	60234	48412	80.4	243	Rangpur	Taraganj	36467	28942	79.4
166	Lalmonirhat	Lalmonirhat Sadar	78681	63232	80.4	244	Khulna	Khulna Sadar	75698	60066	79.3
167	Patuakhali	Mirzaganj	24673	19828	80.4	245	Netrokona	Atpara	26399	20944	79.3
168	Jashore	Abhaynagar	56249	45187	80.3	246	Barishal	Uzirpur	48442	38415	79.3
169	Khulna	Rupsha	38863	31210	80.3	247	Khulna	Koyra	41672	33038	79.3
170	Nilphamari	Jaldhaka	78782	63249	80.3	248	Kurigram	Char Rajibpur	24377	19320	79.3
171	Kustia	Daulatpur	111240	89298	80.3	249	Faridpur	Alphadanga	21377	16942	79.3
172	Sunamganj	Dharmapasa	45361	36405	80.3	250	Cumilla	Brahmanpara	42861	33962	79.2
173	Naogaon	Patnitola	55542	44562	80.2	251	Jhenaidaha	Moheshpur	72902	57754	79.2
174	Madaripur	Madaripur Sadar	73084	58634	80.2	252	Netrokona	Modan	27800	22019	79.2
175	Cumilla	Choudhagram	88534	71022	80.2	253	Barguna	Amtali	66500	52640	79.2
176	Gopalganj	Gopalganj Sadar	58214	46694	80.2	254	Sunamganj	Sadar (South)	29514	23361	79.2
177	Nawabganj	Shibganj	134115	107557	80.2	255	Pabna	Bhangoora	29911	23671	79.1
178	Gaibandha	Gaibandha Sadar	104039	83435	80.2	256	Manikganj	Daulatpur	35479	28075	79.1
179	Kishoreganj	Katiadi	61740	49495	80.2	257	Rajshahi	Mohanpur	44539	35241	79.1
180	Satkhira	Shyamnagar	75764	60733	80.2	258	Kishoreganj	Itna	33212	26253	79.0
181	Kishoreganj	Austagram	30084	24115	80.2	259	Sylhet	Sylhet Sadar	164679	130147	79.0
182	Pirojpur	Nazirpur	33296	26685	80.1	260	Kustia	Kushitia Sadar	115531	91288	79.0
183	Nilphamari	Kishoreganj	54796	43911	80.1	261	Bagerhat	Chitalmari	28764	22727	79.0
184	Jashore	Sarsa	80628	64609	80.1	262	Jashore	Jhikarghachha	70870	55994	79.0
185	Meherpur	Meherpur Sadar	62440	50021	80.1	263	Naogaon	Badalgachhi	49380	39013	79.0
186	Madaripur	Shibchar	59037	47289	80.1	264	Noakhali	Chatkhil	45504	35948	79.0
187	Pirojpur	Nesarabad	41761	33438	80.1	265	Gopalganj	Kasiani	44720	35315	79.0
188	Khulna	Paikgachha	59155	47362	80.1	266	Pirojpur	Kawkhali	12598	9947	79.0
189	Kurigram	Chilmari	31932	25565	80.1	267	Kishoreganj	Bazitpur	46220	36481	78.9
190	Barguna	Patharghata	35034	28032	80	268	Rajbari	Rajbari Sadar	72858	57473	78.9
191	Narail	Lohagara	48594	38881	80	269	Bagerhat	Rampal	34807	27454	78.9
192	Rajshahi	Charghat	49802	39842	80	270	Netrokona	Durgapur	46883	36971	78.9
193	Patuakhali	Kalapara	53666	42926	80	271	Bandarban	Rowangchhari	5567	4390	78.9
194	Netrokona	Kalmakanda	52097	41640	79.9	272	Barishal	Gournadi	37557	29609	78.8
195	Mymensingh	Trisal	93697	74866	79.9	273	Tangail	Bhuapur	44551	35114	78.8
196	Khagrachhari	Matiranga	25804	20616	79.9	274	Mymensingh	Nandail	84662	66712	78.8
197	Khulna	Fultala	28336	22637	79.9	275	Gazipur	Sreepur	103754	81691	78.7
198	Magura	Shalukha	32373	25861	79.9	276	Bhola	Bornanuddin	51921	40873	78.7
199	Satkhira	Tala	63979	51105	79.9	277	Gaibandha	Shaghata	57224	45046	78.7
200	Sherpur	Sribordi	58128	46418	79.9	278	Sunamganj	Jogonathpur	35160	27675	78.7
201	Faridpur	Saltha	35226	28129	79.9	279	Tangail	Tangail Sadar	121888	95900	78.7
202	Habiganj	Baniachhong	59503	47513	79.8	280	Faridpur	Sadarpur	35045	27566	78.7
203	Mymensingh	Ishwarganj	83258	66474	79.8	281	Dhaka	Savar	151081	118816	78.6
204	Mymensingh	Mukttagacha	90618	72349	79.8	282	Sunamganj	Tahirpur	38002	29873	78.6
205	Thakurgaon	Thakurgaon Sadar	131825	105223	79.8	283	Faridpur	Bhanga	56648	44514	78.6
206	Jamalpur	Bakshiganj	42449	33862	79.8	284	Bagerhat	Mollahat	27546	21640	78.6
207	Patuakhali	Bauphal	65757	52455	79.8	285	Rangpur	Rangpur Sadar	138986	109181	78.6
208	Jamalpur	Melandaha	63610	50740	79.8	286	Kustia	Mirpur	78956	61998	78.5
209	Cumilla	Debidwar	93915	74899	79.8	287	Mymensingh	Gafargaon	88548	69528	78.5
210	Pabna	Bera	58980	47037	79.8	288	Mymensingh	Phulpur	126467	99271	78.5
211	Satkhira	Satkhira Sadar	95624	76258	79.7	289	Faridpur	Char	13239	10390	78.5
212	Habiganj	Habiganj Sadar	64861	51690	79.7	290	Sylhet	Jakiganj	37639	29537	78.5
213	Sherpur	Nalitabari	58393	46534	79.7	291	Jamalpur	Madarganj	54433	42714	78.5
214	Rajbari	Kalukhali	34119	27189	79.7	292	Dhaka	Tejgaon	149987	117571	78.4
215	Barguna	Bmna	15055	11995	79.7	293	Kishoreganj	Karimganj	56001	43894	78.4
216	Tangail	Gopalpur	58265	46419	79.7	294	Thakurgaon	Pirganj	49739	38984	78.4
217	Cox's Bazar	Cox's Bazar Sadar	84747	67496	79.6	295	Jhalakati	Kathalia	21902	17162	78.4
218	Sherpur	Jhenaigati	38030	30286	79.6	296	Kishoreganj	Hossainpur	39292	30778	78.3
219	Pabna	Atghoria	36256	28869	79.6	297	Magura	Mohammadpur	43566	34114	78.3
220	Narail	Kalia	45585	36297	79.6	298	Netrokona	Mohonganj	31912	24985	78.3
221	Rangpur	Pirganj	97325	77483	79.6	299	Magura	Sripur	37715	29524	78.3
222	Naogaon	Mohadebpur	70023	55743	79.6	300	Sunamganj	Sulla	20240	15838	78.3
223	Sunamganj	Chhatak	56115	44663	79.6	301	Gopalganj	Kotalipara	44513	34826	78.2
224	Mymensingh	Dhubaura	41700	33189	79.6	302	Chandpur	Chandpur Sadar	74690	58430	78.2
225	Mymensingh	Bhaluka	91473	72799	79.6	303	Kishoreganj	Kuliarchar	36308	28400	78.2
226	Satkhira	Kolaroa	52836	42044	79.6	304	Barishal	Bakerganj	65082	50905	78.2
227	Lalmonirhat	Kaliganj	54018	42974	79.6	305	Thakurgaon	Baliadangi	43113	33720	78.2
228	Patuakhali	Patuakhali Sadar	72036	57301	79.5	306	Meherpur	Gagni	77603	60694	78.2
229	Khagrachhari	Lakshmichhari	5723	4552	79.5	307	Rangamati	Kaptai	10542	8243	78.2
230	Khagrachhari	Manikchhari	12257	9749	79.5	308	Cox's Bazar	Ukhiya	44428	34711	78.1
309	Chandpur	Faridganj	84583	66057	78.1	387	Chandpur	Kachua	83939	64369	76.7
310	Khagrachhari	Panchhari	12065	9418	78.1	388	Cumilla	Titash	34597	26527	76.7
311	Jamalpur	Islampur	68534	53497	78.1	389	Jhalakati	Naichhiti	34891	26743	76.6
312	Naogaon	Rani Nagar	43281	33772	78	390	Moulavi Bazar	Juri	26175	20056	76.6
313	Sunamganj	Bishwamwarpur	28732	22419	78	391	Jhenaidaha	Sailkupa	82009	62794	76.6
314	Shariatpur	Goshairhat	30738	23980	78	392	Sylhet	Balaganj	50360	38559	76.6
315	Pirojpur	Mathbaria	49542	38648	78	393	Cumilla	Barura	91303	69873	76.5
316	Khulna	Terokhada	26528	20689	78	394	Tangail	Basail	39619	30308	76.5
317	Jhenaidaha	Jhenaidaha Sadar	100388	78288	78	395	Chattogram	Doublemooring	45310	34647	76.5
318	Netrokona	Purbadhala	56757	44247	78	396	Dhaka	Dhamrai	90981	69517	76.4
319	Jashore	Chowgachha	53245	41507	78	397	Noakhali	Sonaimuri	66982	51176	76.4
320	Tangail	Kallihati	91016	70934	77.9	398	Sylhet	South Shurma	56381	43055	76.4

Sl. No.	Name of District	Name of Upazila	Total Couples	Total Acceptors	CAR (%)	Sl. No.	Name of District	Name of Upazila	Total Couples	Total Acceptors	CAR (%)
321	Munshiganj	Tongibari	39176	30532	77.9	399	Shariatpur	Naria	41819	31932	76.4
322	Moulavi Bazar	Kulaura	62557	48748	77.9	400	Moulavi Bazar	Komolganj	47722	36426	76.3
323	Pabna	Faridpur	28404	22133	77.9	401	Feni	Parshuram	20592	15669	76.1
324	Sylhet	Golappanj	49267	38384	77.9	402	Cumilla	Monohargonj	51563	39221	76.1
325	Narail	Narail Sadar	62712	48856	77.9	403	Cumilla	Laksham	53704	40810	76.0
326	Madaripur	Kalkini	55904	43497	77.8	404	Sunamganj	Dherai	41299	31376	76.0
327	Gopalganj	Tungipara	19961	15525	77.8	405	Chandpur	Haimchar	18423	13996	76.0
328	Naogaon	Atrai	46863	36447	77.8	406	Cumilla	Muradnagar	105204	79923	76.0
329	Narshingdi	Narshingdi Sadar	126210	98136	77.8	407	Noakhali	Subarna Char	54601	41475	76.0
330	Narayanganj	Bandar	67979	52847	77.7	408	Barishal	Barisal Sadar	84402	64098	75.9
331	Jhenaidaha	Kaliganj	63833	49615	77.7	409	Kishoreganj	Pakundia	48977	37181	75.9
332	Dhaka	Keraniganj	144618	112363	77.7	410	Brahmanbaria	Ashuganj	29372	22288	75.9
333	Habiganj	Nabiganj	60270	46825	77.7	411	Jhalakati	Jhalakati Sadar	35973	27296	75.9
334	Rajbari	Goalunda Ghat	26389	20501	77.7	412	Cumilla	Lalmai	38293	29052	75.9
335	Cox's Bazar	Kutubdia	24658	19154	77.7	413	Sherpur	Nakla	45218	34300	75.9
336	Khagrachhari	Dighinala	16943	13157	77.7	414	Barishal	Hizla	25693	19486	75.8
337	Netrokona	Khaliajhuri	17420	13521	77.6	415	Chattogram	Sitakunda	79855	60531	75.8
338	Barishal	Agailjhara	28844	22387	77.6	416	Cumilla	Meghna	23132	17531	75.8
339	Barishal	Banaripara	29662	23014	77.6	417	Chattogram	Rawzan	64766	49081	75.8
340	Pabna	Pabna Sadar	138046	107105	77.6	418	Tangail	Shakhipur	69106	52369	75.8
341	Moulavi Bazar	Barlekha	44372	34415	77.6	419	Narayanganj	Narayanganj	199571	151197	75.8
342	Manikganj	Manikganj Sadar	66320	51391	77.5	420	Chattogram	Hathazari	74184	56177	75.7
343	Sylhet	Gowainghat	55408	42921	77.5	421	Kurigram	Roumari	45782	34668	75.7
344	Sylhet	Kanaighat	48908	37884	77.5	422	Narshingdi	Monohordi	58286	44133	75.7
345	Lakshmipur	Ramgöti	35564	27540	77.4	423	Noakhali	Sudharam	91675	69349	75.6
346	Tangail	Ghatail	102505	79347	77.4	424	Narshingdi	Palash	44641	33754	75.6
347	Chattogram	Boalkhali	47487	36756	77.4	425	Chandpur	Sharasti	49591	37470	75.6
348	Barishal	Babuganj	26726	20680	77.4	426	Shariatpur	Palong (Sadar)	42717	32272	75.5
349	Moulavi Bazar	Moulavi Bazar	55508	42937	77.4	427	Sylhet	Biswanath	31643	23881	75.5
350	Moulavi Bazar	Rajnagar	42101	32564	77.3	428	Madaripur	Rajoir	48446	36540	75.4
351	Rangpur	Pirgachha	51417	39747	77.3	429	Cumilla	Chandina	78913	59509	75.4
352	Moulavi Bazar	Sreemongal	65158	50362	77.3	430	Sylhet	Companiganj	28600	21560	75.4
353	Gazipur	Kaliakair	61261	47340	77.3	431	Habiganj	Bahubal	36475	27476	75.3
354	Chattogram	Panchlaish	32676	25244	77.3	432	Rangpur	Mithapukur	98777	74354	75.3
355	Habiganj	Chunarughat	63229	48821	77.2	433	Tangail	Delduar	47986	36121	75.3
356	Sunamganj	Dowara Bazar	41820	32290	77.2	434	Narayanganj	Rupganj	97500	73389	75.3
357	Rajbari	Baliakandi	46065	35564	77.2	435	Khagrachhari	Mahalchhari	9782	7362	75.3
358	Cumilla	Adarsh Sadar	114040	88003	77.2	436	Shariatpur	Bhedarganj	45399	34162	75.2
359	Shariatpur	Damoduya	18274	18274	77.1	437	Noakhali	Companiganj	51411	38673	75.2
360	Narshingdi	Belaboo	42265	32595	77.1	438	Chandpur	Matlab (South)	43867	32973	75.2
361	Chandpur	Hajiganj	64669	49864	77.1	439	Noakhali	Begumganj	114532	86015	75.1
362	Narshingdi	Raipura	114565	88308	77.1	440	Lakshmipur	Kamalnagar	34284	25744	75.1
363	Barishal	Mehendiganj	51156	39427	77.1	441	Kurigram	Ulipur	106784	80141	75.0
364	Noakhali	Kabirhat	38051	29322	77.1	442	Faridpur	Boalmari	54724	41063	75.0
365	Noakhali	Hatiya	77538	59750	77.1	443	Feni	Sonagazi	55475	41618	75.0
366	Munshiganj	Gazaria	31865	24554	77.1	444	Naogaon	Dhamoirhat	44878	33662	75.0
367	Khagrachhari	Khagrachhari	19922	15349	77	445	Munshiganj	Lohajong	31205	23391	75.0
368	Kurigram	Nageswari	103613	79801	77	446	Chattogram	Anwara	48491	36340	74.9
369	Kurigram	Bhurungamari	66964	51555	77	447	Cumilla	Comilla Sadar	48645	36435	74.9
370	Sherpur	Sherpur Sadar	125275	96426	77	448	Feni	Fulgazi	24962	18678	74.8
371	Pabna	Sujanagar	63339	48740	77	449	Munshiganj	Munshiganj	82715	61873	74.8
372	Gazipur	Tongi	29838	22959	76.9	450	Gazipur	Kaliganj	56356	42145	74.8
373	Lakshmipur	Ramganj	61530	47343	76.9	451	Narayanganj	Sonargaon	90224	67407	74.7
374	Munshiganj	Serajdikhan	59762	45969	76.9	452	Sylhet	Biani Bazar	34392	25691	74.7
375	Barishal	Muladi	31403	24146	76.9	453	Tangail	Nagarpur	67337	50283	74.7
376	Noakhali	Senbag	55587	42718	76.8	454	Chattogram	Rangunia	76218	56902	74.7
377	Dhaka	Mirpur	85967	66040	76.8	455	Brahmanbaria	Kashba	66460	49558	74.6
378	Sunamganj	Sunamganj Sadar	44470	34156	76.8	456	Brahmanbaria	Brahmanbaria	80767	60058	74.4
379	Tangail	Mirzapur	96108	73801	76.8	457	Munshiganj	Srinagar	59395	44102	74.3
380	Barguna	Betagi	23778	18258	76.8	458	Rangpur	Badarganj	67672	50176	74.1
381	Sunamganj	Jamalganj	30470	23395	76.8	459	Chandpur	Matlab (North)	58785	43580	74.1
382	Feni	Feni Sadar	94615	72638	76.8	460	Brahmanbaria	Bijoy Nagar	52762	39099	74.1
383	Sylhet	Jaintapur	31255	23990	76.8	461	Chattogram	Sandwip	60759	44997	74.1
384	Kurigram	Kurigram Sadar	73429	56348	76.7	462	Sylhet	Fenchuganj	19017	14083	74.1
385	Barguna	Barguna Sadar	59494	45649	76.7	463	Brahmanbaria	Akhaura	31283	23117	73.9
386	Rangpur	Kaunia	48077	36878	76.7	464	Narayanganj	Araihazar	85941	63484	73.9
465	Cumilla	Burichong	69513	51347	73.9	477	Chattogram	Fatichhari	108992	79244	72.7
466	Cumilla	Homna	41733	30814	73.8	478	Chattogram	Patiya	70527	51243	72.7
467	Narshingdi	Shibpur	59532	43940	73.8	479	Brahmanbaria	Nasirnagar	57764	41908	72.6
468	Manikganj	Harirampur	32552	23984	73.7	480	Chattogram	Lohagora	51340	37150	72.4
469	Chattogram	Mirsharai	86254	63477	73.6	481	Habiganj	Madhabpur	66036	47575	72.0
470	Cumilla	Daudkandi	74727	54792	73.3	482	Chattogram	Chandanaish	45703	32813	71.8
471	Cumilla	Nangolkot	77252	56554	73.2	483	Dhaka	Nawabganj	71808	51456	71.7
472	Chattogram	Satkonia	72326	52945	73.2	484	Dhaka	Dohar	48617	34671	71.3
473	Khagrachhari	Ramgarh	13149	9614	73.1	485	Feni	Dagonbhuiyan	54897	38765	70.6
474	Chattogram	Karnaphuli	27792	20311	73.1	486	Brahmanbaria	Sarail	57676	40660	70.5
475	Manikganj	Singair	64986	47470	73	487	Brahmanbaria	Nabinagar	100471	70736	70.4
476	Lakshmipur	Raipur	59869	43646	72.9	488	Lakshmipur	Lakshmipur	140100	98463	70.3

Sl. No.	Name of District	Name of Upazila	Total Couples	Total Acceptors	CAR (%)	Sl. No.	Name of District	Name of Upazila	Total Couples	Total Acceptors	CAR (%)
---------	------------------	-----------------	---------------	-----------------	---------	---------	------------------	-----------------	---------------	-----------------	---------

**Table-16: List of Upazila achieved CAR 50-70% up to the end of December 2021**

Sl. No.	Name of District	Name of Upazila	Total Couples	Total Acceptors	CAR (%)
1	Gazipur	Kapasia	72709	48752	67.1
2	Feni	Chhagalnaiya	35731	23319	65.3
3	Brahmanbaria	Bancharampur	65750	23256	49.2



**Table -17: Method wise Dropout and Switch Over by Division upto the end of December 2021**

Division	Number of Acceptors dropped out and Switch Over									
	Oral Pill		Condom		Injectable		IUD		Implant	
	No Method	Switch Over	No Method	Switch Over	No Method	Switch Over	No Method	Switch Over	No Method	Switch Over
Rangpur	6529	6211	1653	1487	3285	3578	500	462	1497	1564
Rajshahi	8196	8651	3524	3087	3807	3921	590	374	1221	1554
Khulna	6000	5310	2708	1885	2823	2774	529	310	1008	1204
Barisal	4599	3908	1276	1073	2728	2551	581	347	949	854
Dhaka	11546	9362	5179	4090	5765	4234	1157	806	2385	1766
Mymensingh	4616	3700	1184	931	1877	1588	425	168	828	861
Chattogram	13945	7269	5503	3389	7465	4182	1872	828	3116	1809
Sylhet	6338	3397	2710	1110	3022	1295	365	215	890	532
National	61769	47808	23737	17052	30772	24123	6019	3510	11894	10144

**Table -18: Contraceptive Acceptors and Acceptance Rate by Division upto the end of November 2021 and December 2021**

Division	Month	Total Eligible Couple	Total Number of Acceptors							CAR (%)
			Permanent Method	IUD	Implant	Injectable	Oral Pill	Condom	Total	
Rangpur	Nov-21	3624985	435266	65857	186591	622384	1420628	166727	2897453	79.93
	Dec-21	3627165	435234	66566	188706	622741	1421673	167770	2902690	80.03
Rajshahi	Nov-21	4273773	479582	97366	190846	617347	1680093	411832	3477066	81.36
	Dec-21	4275357	479967	97698	192711	617611	1680506	413028	3481521	81.43
Khulna	Nov-21	3501475	414699	79217	157532	560419	1276442	315915	2804224	80.09
	Dec-21	3502537	414793	79783	160193	559477	1278629	316075	2808950	80.2
Barisal	Nov-21	1666896	137025	49691	104979	342062	602359	83251	1319367	79.15
	Dec-21	1667812	137224	50139	106625	341955	603052	83798	1322793	79.31
Dhaka	Nov-21	5485229	538036	154922	260913	703336	2087636	494684	4239527	77.29
	Dec-21	5505262	539996	156325	266776	708584	2095331	497622	4264634	77.46
Mymensingh	Nov-21	2308615	193376	51430	125281	327639	1014349	119941	1832016	79.36
	Dec-21	2309638	193438	51853	127177	328654	1015197	120927	1837246	79.55
Chattogram	Nov-21	5156480	424356	181698	283175	799628	1857489	342932	3889278	75.43
	Dec-21	5162365	424733	183770	287737	801088	1861849	344582	3903759	75.62
Sylhet	Nov-21	1761852	205650	49723	103904	247854	626135	128788	1362054	77.31
	Dec-21	1763717	205843	49950	105750	248735	627572	129230	1367080	77.51
National	Nov-21	27779305	2827990	729904	1413221	4220669	10565131	2064070	21820985	78.55
	Dec-21	27813853	2831228	736084	1435675	4228845	10583809	2073032	21888673	78.7

**Table -19: Status of Contraceptive Method-Mix based on CAR at the end of the Month of December 2021**

Method	Rangpur	Rajshahi	Khulna	Barishal	Dhaka	Mymensingh	Chattogram	Sylhet	National
Permanent Method	14.99	13.79	14.77	10.37	12.66	10.53	10.88	15.06	12.93
I U D	2.29	2.81	2.84	3.79	3.67	2.82	4.71	3.65	3.36
Implant	6.5	5.54	5.7	8.06	6.26	6.92	7.37	7.74	6.56
Injectables	21.45	17.74	19.92	25.85	16.62	17.89	20.52	18.19	19.32
Oral Pill	48.98	48.27	45.52	45.59	49.13	55.26	47.69	45.91	48.35
Condom	5.78	11.86	11.25	6.33	11.67	6.58	8.83	9.45	9.47
<b>Total</b>	<b>100.0</b>	<b>100.0</b>	<b>100.0</b>	<b>100.0</b>	<b>100.0</b>	<b>100.0</b>	<b>100.0</b>	<b>100.0</b>	<b>100.0</b>

**Table -20: Performance by type of MCH services for the month of November 2021 and December 2021**

(in Number)

Services	Performance		% Change of December '21 over November,21	
	November '21	December '21		
Number of Pregnant Women	922700	907694	-1.63	
No. of High Risk Pregnant Mother Referred	5397	5107	-5.37	
Treatment, Advised & Referred Infertile Couple	109045	106768	-2.09	
Treatment of RTI/STI (MCHTI, MFSTC, FWVTI-Raj & MCWCs)	5868	5377	-8.37	
<b>Antenatal Care</b>	1 <sup>st</sup> visit (within 4 Month)	159348	152682	-4.18
	2 <sup>nd</sup> visit (within 6 Month)	119750	118637	-0.93
	3 <sup>rd</sup> visit (within 8 Month)	96086	94202	-1.96
	4 <sup>th</sup> visit (in 9 <sup>th</sup> month) (including MCHTI, MFSTC & FWVTI-Raj)	82657	83409	0.91
<b>Delivery</b> conducted in MCHTI, MFSTC, FWVTI-Rajshahi, MCWC, UHC, UH&FWC & NGO Clinics	Normal	50161	50970	1.61
	C-Section	45707	45250	-1.00
	<b>Total Delivery</b>	95868	96220	0.37
<b>Postnatal Care</b> (including MCHTI, MFSTC, FWVTI-Raj, MCWC, UHC, UH&FWC)	PNC-1 (within 24 Hour)	43822	44352	1.21
	PNC-2 (within 2- 3 day)	39739	39660	-0.20
	PNC-3 (within 7 -14 day)	45199	40336	-10.76
	PNC-4 (within 42-48 day)	46370	48340	4.25
<b>TT for Women (15 - 49 Yrs.)</b>	1 <sup>st</sup> dose	109045	106768	-2.09
	2 <sup>nd</sup> dose	107613	105735	-1.75
	3 <sup>rd</sup> dose	114490	105542	-7.82
	4 <sup>th</sup> dose	100478	97095	-3.37
	5 <sup>th</sup> dose	101136	99693	-1.43
<b>Immunization</b>	BCG (Vaccine)	144688	145859	0.81
	PCV 1	153933	153355	-0.38
	PCV 2	146858	148861	1.36
	PCV 3	148963	144269	-3.15
	MR Vaccine 1st Dose	135323	130524	-3.55
	MR Vaccine 2nd Dose	127625	125393	-1.75
Number of ECP acceptors	8647	8493	-1.78	
Number of MR done ( Both Govt. & NGOs )	2352	1413	-39.92	
<b>Total Live Births</b>	113579	114414	0.74	
Still Births (Including MCHTI, MFSTC & FWVTI-Raj )	187	192	2.67	
<b>Death</b>	Neonatal Deaths (0 - 28 day)	312	307	-1.60
	Infant Death (29 days -<1 Yr.)	97	85	-12.37
	Child Death (1 - <5Yrs.)	22	9	-59.09
	Maternal Deaths	69	57	-17.39
	Other Death	25144	26563	5.64
	<b>Total Death</b>	25632	27021	5.42
No. of Health Education in UH&FWC	7730	5920	-23.42	

**Table -21: Performance by type of Nutrition services for the month of November 2021 and December2021**

Services		Performance		% Change of December '21 over November,21
		November '21	December '21	
Nutrition Services for Pregnant Women, 0-59 months aged child and Mother	Counseling on IYCF, IFA, Vitamin-A and Hand washinh	730783	719786	-1.53
	Received IFA & Calcium Tablet (0-23 months child mother)	153770	151198	-1.70
	Exclusive Breast feeding up to 6 months	170538	169383	-0.68
	No. of children (6-23Month) feeding complementary foods	191487	193311	0.94
	Feeding Tablet Vitamin A (6-59months Child)	6670	111008	93.99
	Received Tablet anti-helminthics (24-59months Child)	49273	49595	0.65
	Feeding Zink pill with ORS suffering form diarrhoea	6536	5777	-13.14
	Identifying Suffering from MAM	8074	10694	24.50
	Suffering from SAM & Referred	1542	2531	39.08
	Identifying Child Stunting	3963	3827	-3.55
	Identifying Child Wasting	3341	3498	4.49
	Identifying Child Under weight	3370	3951	14.71

**Annex - A: Summary of the Couples and Acceptors by Month Since December 2021**

Indicators		July.'21	August.'21	September.'21	October.'21	November.'21	December.'21
Number of Total Couples		27746757	27771758	27768889	27773165	27779305	27813853
Number of Total Acceptors		21791905	21811711	21812635	21817013	21820985	21888673
CAR (Contraceptive Acceptance Rate)		78.54	78.54	78.55	78.55	78.55	78.7
<b>Method Specific Acceptors(Cumilative) by Month Since December 2021</b>							
Indicators		July.'21	August.'21	September.'21	October.'21	November.'21	December.'21
Permanent Method (Male)Total		739357	739940	738032	737045	736655	737964
Permanent Method (Female) Total		2085647	2087436	2089598	2090020	2091335	2093264
Permanent Method (Total)		2825004	2827376	2827630	2827065	2827990	2831228
IUD (Users)Total		731969	733893	732451	731011	729904	736084
Implant (Users) Total		1393933	1398058	1403030	1408159	1413221	1435675
Injectable (Acceptors) Total		4224676	4226993	4222919	4220802	4220669	4228845
Oral Pill (Acceptors) Total		10560944	10566364	10565372	10567576	10565131	10583809
Condom (Acceptors) Total		2055379	2059027	2061233	2062400	2064070	2073032
Reporting Status	Number of Districts reported	64	64	64	64	64	64
	Number of Upazilas reported	490	489	490	490	490	491
<b>Method Specific Absolute Performance by Month Since November 2021</b>							
Indicators		July.'21	August.'21	September.'21	October.'21	November.'21	December.'21
Permanent Method (Male, Cases)		652	1600	2268	2336	2306	2744
Permanent Method (Female, Cases)		3907	5856	6877	6950	6666	9561
Permanent Method (Total, Cases)		4559	7456	9145	9286	8972	12305
I U D (in cases)		9833	13474	12133	11861	11036	24235
Implant (Cases)		8142	28147	32316	31467	29775	60453
Injectables (Doses)		755088	775800	804103	782039	759604	783339
Oral Pill (Cycles)		4728353	4654821	4757158	4722542	4691478	4633437
Condom (Pieces)		7368188	7832331	8069507	7827713	7856133	7875426
<b>Performance by types of MCH services by month since November 2021</b>							
Services		July.'21	August.'21	September.'21	October.'21	November.'21	December.'21
Number of Pregnant Women		904010	908347	930659	933774	922700	907694
No. of High Risk Pregnant Mother Referred		4516	5379	5254	5430	5397	5107
Antenatal Care	1 <sup>st</sup> visit (within 4 Month)	135957	172940	183076	167983	159348	152682
	2 <sup>nd</sup> visit (within 6 Month)	111595	121256	125554	124811	119750	118637
	3 <sup>rd</sup> visit (within 8 Month)	84895	96547	99074	97300	96086	94202
	4 <sup>th</sup> visit (in 9 <sup>th</sup> month) (including MCHTI, MFSTC & FWVTI-Raj)	72122	83694	86145	83978	82657	83409



Services		July.'21	August.'21	September.'21	October.'21	November.'21	December.'21
<b>Institutional Delivery(MCHTI, MFSTC, FWVTI-Raj, MCWC, UHC, UH&amp;FWC &amp; NGO)</b>	Normal	41413	44754	48087	49395	50161	50970
	Caesarian	36074	40999	44014	45246	45707	45250
	<b>Total</b>	<b>77487</b>	<b>85753</b>	<b>92101</b>	<b>94641</b>	<b>95868</b>	<b>96220</b>
<b>Non-Institutional Delivery</b>	At Home by Trained Persons	28879	29212	30281	30769	30850	31957
	At Home by Non-Trained Persons	9698	10800	10671	10982	11010	10957
	<b>Total</b>	<b>38577</b>	<b>40012</b>	<b>40952</b>	<b>41751</b>	<b>41860</b>	<b>42914</b>
<b>Total Delivery</b>		<b>116064</b>	<b>123285</b>	<b>133053</b>	<b>136392</b>	<b>137728</b>	<b>139134</b>
<b>Postnatal Care</b>	PNC-1 (within 24 Hour)	35424	40360	43093	43822	44352	43176
	PNC-2 (within 2- 3 day)	32555	37793	38563	39739	39660	39094
	PNC-3 (within 7 -14 day)	34455	37049	40291	45199	40336	39846
	PNC-4 (within 42-48 day) (including MCHTI, MFSTC & FWVTI-Raj)	39844	47886	46724	46370	48340	50043
Postnatal care by trained person till two days in Home Delivery		4926	5048	4856	5052	5271	5205
No. of uses 7.1% chlorhexidine digluconate for umbilical cord care		32096	36480	41517	39768	40269	39903
<b>TT for Women (15 - 49 Yrs.)</b>	1 <sup>st</sup> dose	102861	107564	109525	109123	109045	106768
	2 <sup>nd</sup> dose	110747	106930	110422	109017	107613	105735
	3 <sup>rd</sup> dose	107052	109840	116808	109152	114490	105542
	4 <sup>th</sup> dose	98099	102213	105212	103178	100478	97095
	5 <sup>th</sup> dose	97384	100476	102775	102672	101136	99693
<b>Immunization</b>	BCG (Vaccine)	139856	138409	138409	138409	145859	139856
	PCV 1	149849	150260	150260	150260	153355	149849
	PCV 2	147379	151504	151504	151504	148861	147379
	PCV 3	142342	148987	148987	148987	144269	142342
	MR Vaccine 1st Dose	129805	135423	135423	135423	130524	129805
	MR Vaccine 2nd Dose	125659	130170	130170	130170	125393	125659
<b>*Total Live Births</b>		<b>96271</b>	<b>101200</b>	<b>109424</b>	<b>111679</b>	<b>113579</b>	<b>114414</b>
Still Births (Including MCHTI, MFSTC & FWVTI-Raj)		171	180	324	288	187	192
<b>Death</b>	Neonatal Death (0 - 28 day)	206	262	297	418	312	307
	Infant Death (29 days -<1 Yr.)	67	78	101	105	97	85
	Child Death (1 -< 5 Yrs.)	7	14	20	15	22	9
	Maternal Death	78	52	65	90	69	57
	Other Death	33737	32183	26693	24943	25144	26563
	<b>Total Death</b>	<b>34095</b>	<b>24580</b>	<b>25644</b>	<b>25644</b>	<b>27021</b>	<b>27021</b>
<b>* Live births conducted at Govt. MCH, DH, MCWC, UHC, UH&amp;FWC, NGOs and Home. The information is collected by FWAs through field visit.</b>							

**Annex - C : City Corporation wise Contraceptive Acceptors and Acceptance Rate (CAR) (Partial) at the end of the month of December 2021**

Name of the City Corporation	Eligible Couple	Oral Pill	Condom	Injectable	I U D	Implant	Permanent Method			Total Acceptors	CAR(%)
							Male	Female	Total		
Rangpur City Corporation	105794	38999	10100	17417	1157	5800	3411	6434	9845	83318	0
<b>Rangpur Division</b>	<b>105794</b>	<b>38999</b>	<b>10100</b>	<b>17417</b>	<b>1157</b>	<b>5800</b>	<b>3411</b>	<b>6434</b>	<b>9845</b>	<b>83318</b>	<b>78.75</b>
Rajshahi City Corporation	101845	29543	28682	15999	661	2251	573	6399	6972	84108	0
<b>Rajshahi Division</b>	<b>101845</b>	<b>29543</b>	<b>28682</b>	<b>15999</b>	<b>661</b>	<b>2251</b>	<b>573</b>	<b>6399</b>	<b>6972</b>	<b>84108</b>	<b>82.58</b>
Khulna City Corporation	134767	38674	25761	17574	7628	8866	4878	5781	10659	109162	0
<b>Khulna Division</b>	<b>134767</b>	<b>38674</b>	<b>25761</b>	<b>17574</b>	<b>7628</b>	<b>8866</b>	<b>4878</b>	<b>5781</b>	<b>10659</b>	<b>109162</b>	<b>81</b>
Barisal City Corporation	29294	12072	4702	2902	359	1957	287	1179	1466	23458	0
<b>Barisal Division</b>	<b>29294</b>	<b>12072</b>	<b>4702</b>	<b>2902</b>	<b>359</b>	<b>1957</b>	<b>287</b>	<b>1179</b>	<b>1466</b>	<b>23458</b>	<b>80.08</b>
Dhaka City Corporation	97773	30444	12597	15387	3434	4880	4140	5645	9785	76527	0
Gazipur City Corporation	104161	44951	9230	12504	3060	4580	1667	7554	9221	83546	0
Narayanganj City Corporation	110873	40570	12483	15051	2587	4393	3952	5835	9787	84871	0
<b>Dhaka Division</b>	<b>312807</b>	<b>115965</b>	<b>34310</b>	<b>42942</b>	<b>9081</b>	<b>13853</b>	<b>9759</b>	<b>19034</b>	<b>28793</b>	<b>244944</b>	<b>78.31</b>
Chattogram City Corporation	81478	27111	10942	9689	3796	5060	2105	3805	5910	62508	0
<b>Chattogram Division</b>	<b>81478</b>	<b>27111</b>	<b>10942</b>	<b>9689</b>	<b>3796</b>	<b>5060</b>	<b>2105</b>	<b>3805</b>	<b>5910</b>	<b>62508</b>	<b>76.72</b>
Sylhet City Corporation	29318	11397	3993	3211	406	1403	672	2292	2964	23374	0
<b>Sylhet Division</b>	<b>29318</b>	<b>11397</b>	<b>3993</b>	<b>3211</b>	<b>406</b>	<b>1403</b>	<b>672</b>	<b>2292</b>	<b>2964</b>	<b>23374</b>	<b>79.73</b>
Mymensingh City Corporation	33043	13709	2492	3864	802	2529	1571	2148	3719	27115	0
<b>Mymensingh Division</b>	<b>33043</b>	<b>13709</b>	<b>2492</b>	<b>3864</b>	<b>802</b>	<b>2529</b>	<b>1571</b>	<b>2148</b>	<b>3719</b>	<b>27115</b>	<b>82.06</b>
<b>Total</b>	<b>626412</b>	<b>212075</b>	<b>99155</b>	<b>85707</b>	<b>17396</b>	<b>32259</b>	<b>17449</b>	<b>33873</b>	<b>51322</b>	<b>497914</b>	<b>79.49</b>