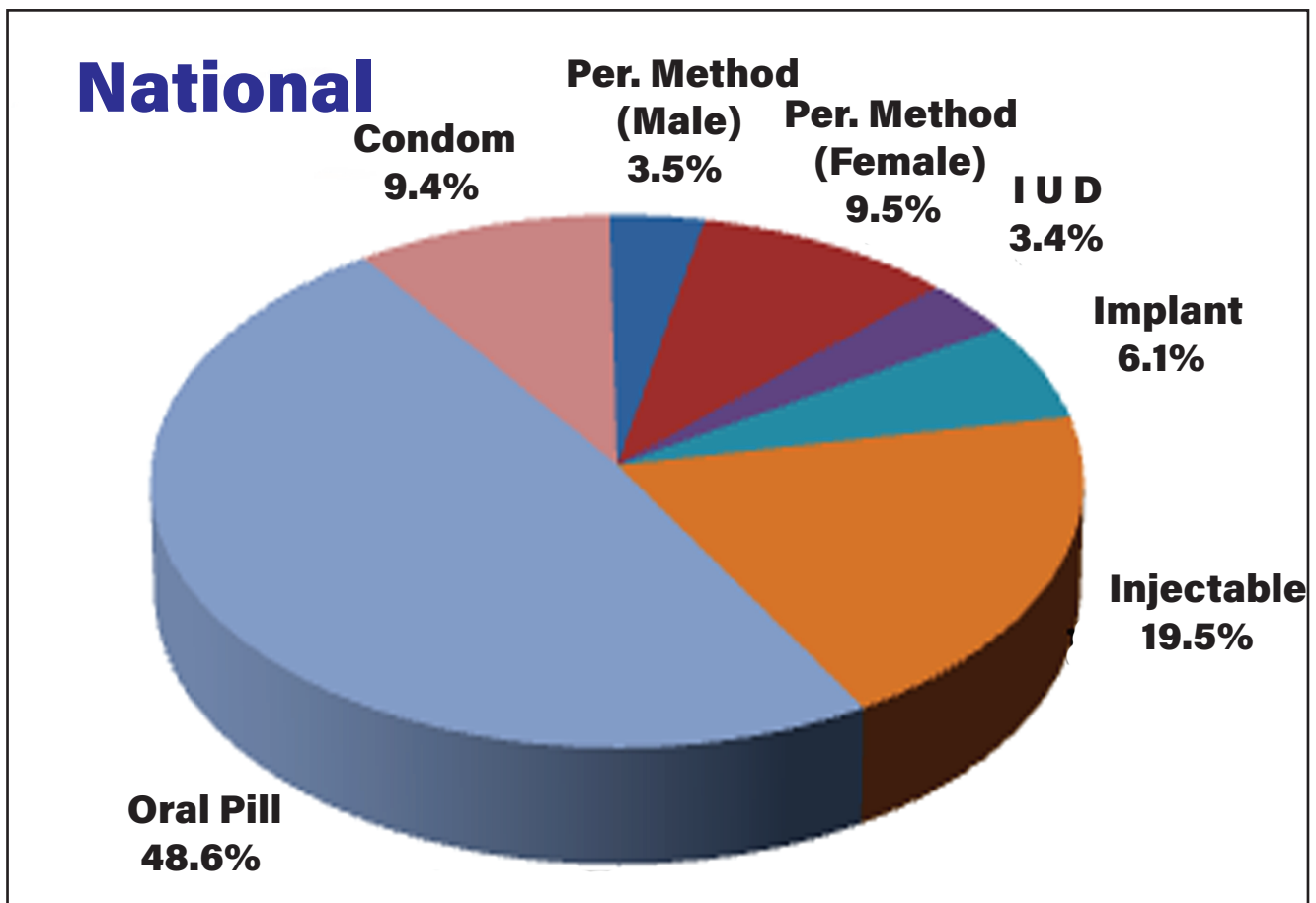


ছেলে হোক, মেয়ে হোক
দুটি সন্তানই যথেষ্ট

MONTHLY REPORT ON FAMILY PLANNING, MATERNAL & CHILD HEALTH, REPRODUCTIVE HEALTH AND NUTRITION SERVICES March 2022

Method-Mix for the month of March 2022



Management Information System (MIS) Unit
Directorate General of Family Planning
6 Kawran Bazar, Dhaka-1215

www.dgfpmis.org



Preface

I am delighted to publish the monthly report of March/2022 of Management Information System (MIS) of Directorate General of Family Planning (DGFP). This monthly report displays our continuous effort to preserve quality data which can be used as a major tool kit for better management and evidence based decision making regarding future plan of FP MCH & ADH. The report consists of several information on demographic data associated with family planning, maternal & child health, reproductive health and nutrition services across the country. The report is a regular monthly issue designed to incorporate monthly service statistical progress at district and upazila level.

MIS Unit of Directorate General of Family Planning consists of three sub systems namely Service Statistics (SS), Logistic Management Information System (LMIS) and Human Resource Information System (HRIS). In the year 2011, MIS Unit has developed web-based software to collect, collate and compile service statistics from field level. Online reporting is already an established system at upazila level and we have a plan to scale up e-MIS report at all administrative tiers across the country under 4th sector program.

It is important to mention that this monthly report provides mainly service statistics information received from field workers, service delivery points and NGOs other than urban areas. Generally, the objectives of MIS are to develop and strengthen reliable information management system. We are hopeful that this report will help the users at all levels to compare and analyze the latest information on family planning, maternal, child and adolescent health.

Finally, I convey my sincere thanks to the personnel of MIS Unit who have made diligent effort to prepare this report in time. I cordially request all the users of this monthly report to provide their valuable suggestions and feedback (if any) through the e-mail address (dirmis@dgfp.gov.bd) for its further improvement.

Md. Shahadat Hossain
Director (MIS) & Line Director
Directorate General of Family Planning

Table of Contents

<u>Sl. No</u>	<u>Contents</u>	<u>Page #</u>
1.	At a glance of FP Performance for the month of February 2022 and March 2022.....	02
2.	At a glance of the MCH and Reproductive Health Services for the month February.'22 and March.'22...	03
3.	At a glance of the Nutrition services for the month of February2022 and March 2022.....	04
4.	Introduction	05
5.	Family Planning Performance (CAR Related)	05
6.	MCH Performance	05
7.	Nutrition Programs of the Directorate General of Family Planning	06
8.	Highlights March2022.....	06
9.	Table Analysis	07
10.	Remarks	09
11.	Clarification about some information	09
12.	Highest and Lowest Performing districts in clinical methods	10
13.	National Projection, Performance and Achievement Rate of Contraceptive Methods	11
14.	List of Division according to descending order of Achievement Rate against their projections of Clinical Methods for the period July2022 to March2022.....	11
15.	List of 3(three) districts achieved the highest Achievement Rate of Clinical Methods against their Projections for the period July2022 to March2022.....	11
16.	List of 3(three) districts achieved the lowest Achievement Rate of Clinical Methods against their Projections for the period July'21 to March'22	11
17.	Comparative Statement of contraceptives performance for the period between July 21 to March22 and July 21 to March22.....	12
18.	Performance & Distribution of Contraceptives by Method for the month of February21 to March22	12
19.	Contribution of Government, NGOs and Multisectors in respect of Contraceptive Performance during March2022.....	12
21.	Division wise and NGOs and Multisectors wise Contraceptive Performance for the month of March	13
21.	District wise Projection, Performance and Achievement Rate of Permanent and Long Acting Methods	17
22.	District wise Projection, Performance and Achievement Rate of Short Acting Methods	19
23.	Method wise Users (Normal & Postpartum as Old, New, Dropout, Postpartum Expire)and CAR by District at the end of March2022.....	21
24.	Number of New and Total Acceptors up to the end of February2022 and March2022.....	33
25.	CAR (%) by Division up to the end of February2022 and March2022.....	33
26.	District by Range of CAR up to the end of March2022.....	34
27.	District by Range of CAR up to the end of March2022.....	34
28.	List of Upaziala achieved CAR >70% up to the end of March2022.....	35
29.	List of Upaziala achieved CAR 60-70% up to the end of March2022.....	38
30.	Method wise numbers of Dropout and Switch Over by Division up to the end of February'22 and March'22	39
31.	Contraceptive acceptors and acceptance Rate by Division up to the end of February'22 and March'22....	39
32.	Status of Contraceptive Method-Mix based on CAR at the end of the month of March2022.	39
33.	Pie-Chart of Method-Mix for the month of March 2022.....	40
34.	Performance by type of MCH services for the month of February'21 and March'22	41
35.	Performance by type of Nutrition services for the month of February'21 and March'22.....	42
36.	Summary of the Couples and Acceptors by Month since March2022...	43
37.	Performance of RH-EOC of MCWCs, MCHTI & MFSTC for the month of March 2022.....	45
38.	City Corporation wise Contraceptive Acceptors and Acceptance Rate(CAR) (Partial) at the end of the month of March2022.....	47

At a glance of the FP Performance for the Month of February 2022 and March 2022

Indicators	February	March
Numbers of Total Eligible Couple (Including Part of the city Corporation)	27828889	27835100
Numbers of Total Acceptors (Including Part of the city Corporation)	21866127	21870968
CAR(%) (Contraceptive Acceptance Rate)	78.57	78.57
Method specific acceptors (Cumulative) :		
Permanent Method (Male) Postpartum	5254	3447
Permanent Method (Male)	733701	730619
Permanent Method (Female) Postpartum	92375	93090
Permanent Method (Female)	2083455	2083233
Permanent Method (Total)	2817156	2813852
IUD (Postpartum Users)	35255	35393
IUD (Total Users)	730871	729266
Implant (Postpartum Users)	95526	97781
Implant (Total Users)	1438902	1446703
Injectable (Postpartum Acceptors)	192019	192952
Injectable (Total Acceptors)	4216916	4217728
Oral Pill (Postpartum Acceptors)	578036	579224
Oral Pill (Total Acceptors)	10585761	10585011
Condom (Postpartum Acceptors)	169843	170164
Condom (Total Acceptors)	2076521	2078408
Method specific new acceptors :		
Permanent Method (Male)	1176	1113
Permanent Method (Female)	6286	6145
Permanent Method (Total)	7462	7258
IUD (New Users)	6402	6658
Implant (New Users)	22168	27858
Injectable (New Acceptors)	48698	50528
Oral Pill (New Acceptors)	98588	95238
Condom (New Acceptors)	37225	36752
Number of Districts reported	64	64
Number of Upazilas reported	492	492
Range of CAR (%)	No. of Districts	
	February	March
00 - 59	0	0
60 - 69	0	1
70 & above	63	63
Contraceptive performance and distribution by methods (Absolute Performance) :		
Permanent Method (Male - cases)	1964	2264
Permanent Method (Female - cases)	5577	6411
Permanent Method (Total - cases)	7541	8675
IUD (Nos.)	10326	11701
Implant (Nos.)	27249	38181
Injectable (Doses)	741611	796195
Oral Pill (Cycles)	5076097	4734084
Condom (Pieces)	7542731	7784371

At a glance of the MCH and Reproductive Health Services for the Month of February 2022 and March 2022

Services		February.'22	March.'22
Number of Pregnant Women		905142	905505
Number of High Risk/Complicated Pregnant Mother		5145	5018
Antenatal Care	1st visit (Within 4 Month)	143346	161627
	2nd visit (within 6 Month)	108236	113731
	3rd visit (within 8 Month)	86780	93979
	4th visit (within 9 Month)	74922	78696
Institutional Delivery (MCHTI, MFSTC, FWVTI-Raj, MCWC, UHC, UH&FWC &NGOClinics)	Normal	45357	46891
	C-section	41100	42517
	Total Delivery	86457	89408
Non-institutional Delivery	At Home by Trained Persons	28949	28367
	At Home by Non-Trained Persons	10708	10353
	Total Delivery	39657	38720
*Total Live Births		106734	107152
Postnatal Care	PNC-1 (within 24 Hour)	36725	38285
	PNC-2 (within 2-3 day)	33388	34672
	PNC-3 (within 7-4 day)	35538	36131
	PNC-4 (within 42-48 day)	45603	44721
Postnatal care by trained person till two days in Home Delivery		5114	4408
No. of uses 7.1% chlorhexidine digluconate for umbilical cord care		34394	35777
TT for Woman (5-49)	1st dose	100815	104478
	2nd dose	100940	104128
	3rd dose	103519	102383
	4th dose	93488	95963
	5th dose	94258	96685
Immunization	BCG	139968	132120
	PCV-1	148811	139878
	PCV-2	142227	139042
	PCV-3	139519	135098
	MR Vaccine 1st Dose	123188	118770
	MR Vaccine 2nd Dose	120344	117985
Number of ECP acceptors		10617	10853
Number of MR done (Both Govt. & NGOs)		1640	1650
General Treatment		2187005	2454296
Still Births (including MCHTI, MFSTC & FWVTI-Raj)		171	186
Death	Neonatal death (0-28 days)	244	278
	Infant Death (29Days to below 1Year)	101	85
	Child Death (1 - <5 year)	9	11
	Maternal Death	54	48
	Other Death	31171	25870
	Total	31573	26292
No. of Health Education in UH&FWC		5964	8057

* Live births conducted at Govt. MCH, DH, MCWC, UHC, UH&FWC, NGOs& Home. The information is collected by FWA through field visit.

At a glance of the Nutrition services for the Month of February 2022 and March 2022

Services		Performance	
		February.'22	March.'22
Nutrition Services for Pregnant Women, 0-59 months aged child and Mother	Counseling on IYCF, IFA, Vitamin-A and Hand washinh	667769	693736
	Number of mother Received IFA & Calcium Tablet	145716	147125
	Received MNP Sachet (6-23 months)	18995	18877
	Exclusive Breast feeding up to 6 months	164254	169065
	Complimentary feeding after 6 months	181892	187369
	Feeding Tablet Vitamin A (6-59months Child)	2245	3309
	Received Tablet anti-helminthics (24-59months Child)	43694	49983
	Feeding Zink pill with ORS suffering form diarrhoea	4844	4389
	Identifying Suffering from MAM	7692	9079
	Suffering from SAM & Referred	1503	1663
	Identifying Child Stunting	2239	3532
	Identifying Child Wasting	3012	2977
	Identifying Child Under weight	3371	3432

SUMMARY

Introduction

Bangladesh is divided into eight administrative divisions: Dhaka, Chattogram, Rajshahi, Khulna, Barishal, Sylhet, Rangpur and Mymensingh. Each division is divided into several districts and each district into several upazilas. Each urban area in an upazila is divided into wards. Upazilas are divided into Union Parishads (UPs) and Poursavas. These divisions allow the country as a whole to be separated into rural and urban areas. Management Information System (MIS) has been operational under the Directorate General of Family Planning (DGFP) for a long time. The report of the Contraceptive Performance, MCH, Reproductive Health and Nutrition services is used to be published each month from MIS Unit on the basis of Service Statistics received from the field workers, service delivery clinics and NGOs. Erstwhile Family Welfare Register, however, is the principal source of performance statistics. This report is prepared on the basis of FWA Registers (9th Edition) and Clinic Report. Most of the FWAs visit their working area once in every two months. It is a continuous process. FWA register is modified/updated in every three years.

There is a reporting system to collect the information from the field. MIS Reporting Form-1 is filled up by the FWAs and submitted the same to FPIs. FPI fills up the MIS reporting Form-2 by compiling of all the FWAs (MIS Form-1) report and submits to UFPO office. MIS reporting Form-3 (clinical) is filled up by MO (clinic)/ (MCH-FP)/ (FW)/SACMO/ FWV and is submitted to UFPO office. NGOs of the respective area submit their report to UFPO office through MIS reporting Form-2 and 3 as their requirement. All the reporting Form-2 and 3 are compiled by UFPO office and filled up reporting Form-4 (union wise) and is entered in online web based software (SS). District FP Office reviews and submits that report. It provides information of contraceptive use status of eligible couples and different types of MCH, Reproductive Health and Nutrition services. MIS performance report is primarily used by different level of program managers and supervisors engaged in implementing the Family Planning, MCH, RH and Nutrition program in the country. Besides, different policy makers, decision makers, donor agencies, Development Partners, researchers and other users also use this report.

Family Planning Performance (CAR related):

Performance reports of March 2022 have been received from all the 64 districts of the country. During the month of March 2022 total numbers of eligible couple were found to be as 27835100 against 27828889 in the previous month. Performances of NGOs are also included in the report as reported by the Upazila Offices. A total of acceptors are 21870968 reported in the month of March'22 as against 21866127 in February'22. The Contraceptive Acceptance Rate (CAR) achieved at the end of the reporting month for six modern methods (Permanent Method, IUD, Implant, Injectable, Oral Pill and Condom) is 78.57% which was 78.57% in February'22. Method Specific Acceptors (Cumulative), Method Specific New Acceptors and Contraceptive distribution by Methods are shown in the summary sheet. It March be noted that the contraceptive acceptance rate is an estimate, based on the client contact and the status of contraceptive acceptance as reported by the field workers based on the entries made in the FWA register. The Contraceptive Prevalence Rate (CPR), on the other hand, is based on periodic surveys that are made on precise statistical procedures.

The acceptance rate is a tentative rate and varies from month to month because of reporting status and coverage. This rate is usually higher than the Contraceptive Prevalence Rate (CPR). CAR is generally used to monitor as a management tool 'on-going' program performance in the country. It is not so much used to evaluate the program impact or goals, which is done by periodical scientific surveys.

MCH Performance:

In the month of March'22, 905505 pregnant women have been registered. Total number of 5,018 pregnant women referred to hospital for their complications. Dose-wise TT for Women (15-49 yrs.) and OPV & Pentavalent vaccines were shown in the summary sheet. BCG vaccines were given to 133920 infants during March'22. Visit-wise Antenatal Care is also shown in the summary sheet both of February 2022 and March 2022. Postnatal Care is shown in the summary sheet both February 2022 and March 2022. Number of delivery conducted by the clinics is 89408. Total numbers of delivery at home 28367 by trained personnel and 10353 by non-trained personnel. Still Birth is recorded 186 in March'22 and in the previous month it was 171. Neo-natal deaths (0-28 days) & Infant deaths (29 days < 1yr.) are recorded to be 278 and 85 in the month of March'22 where these were 244 and 101 in February'22 respectively. A total of 11 child-deaths (1- < 5 yrs.) have been reported in the month of March'22 as against 9 in February. Maternal deaths were reported 48 during the month of March'22 which was 54 in February'22. The other deaths were reported 25870 in March'22 but in February'22 the number of such deaths was 31573. General treatments were rendered to 2454296 and 2187005 patients in the month of March'22 and February'22 respectively. In March'22 number of ECP acceptors was 10853 but in February'22 it was 10617. MR done in the reporting month is 1650 but in February'22 it was 1640.

Nutrition Programs of the Directorate General of Family Planning

Country wide nutrition service is going on through National Nutrition Services (NNS) Operational Plan of DGHS under Health Services Division of MOHFW. DGFP is also playing vital role for implementation of nutrition services whole over the country and is rendering nutrition services at field level where activities like MCH services, Adolescent and Family Planning Program is going on. By this time coordination with IPHN and cooperation with "Global Alliance for Improved Nutrition (GAIN), UNICEF and Alive & Thrive" comprehensive nutrition services are running in 91 upazillas of 11 districts through MCH Services Unit of DGFP.

Highlights March 2022

- a) National Contraceptive Acceptance Rate (CAR) based on visited eligible Couples 27835100 is found to be 78.57%. Rajshahi division has achieved the highest acceptance rate 81.4%, followed by Khulna division 80.16%. The CAR is found to be 79.95% achieved in Rangpur division. The Contraceptive Acceptance Rate has been found to be rather low in Mymensingh 79.51%, Barishal 79.14%, Dhaka 77.35%, Sylhet 76.76% and Chattogram 75.52%.

The highest numbers of Acceptors 4262632 have been reported from Dhaka division followed by 3909743 in Chattogram division, Rajshahi division reported 3479647 acceptors. Acceptors size is however, found much smaller in Rangpur, Khulna, Mymensingh and Sylhet which are 2904965, 2806566, 1838887 and 1347648 respectively and in Barishal division it is 1320880.

- b) Out of 64 reporting districts, 63 districts have reported contraceptive acceptance rate of 70 percent and above, 1 district has reported CAR of 60 - 69 percent and no district has reported CAR of < 59 percent.
- c) Out of 492 Upazilas 486 Upazilas have reported CAR at the level >70% and 6 Upazilas have reported CAR level 50-70 percent.

According to the performance of the reporting month (March, 22) Kishoreganj district recorded the highest achievement rate 218.3%. Gaibandha district has got the 2nd place with 177.2% and Dinajpur district has secured the 3rd position with 132.7% of permanent method. Chattogram district has achieved first position with achievement rate 128.3%; Serajganj district has got the 2nd position with achievement rate 123.3% and Shariatpur district has recorded the 3rd position with achievement rate 110.0% in IUD. In Implant Tangail district has recorded the highest achievement rate with 196.8%, Naogaon district has placed in 2nd position with achievement rate 181.8% and Chattogram district has got the 3rd position with achievement rate 167.4%.

d) (Table 21) In March National Nutrition services information collected by FP workers are as follows: Number of 147125 mothers received IFA, No. of 169065 babies (up to 6 months) exclusive breast feeding and No. Of 187369 children (6-23 months) feeding complementary foods. No. of 9079 children suffering from MAM and 1663 suffering from SAM and referred. No. of Children Stunting, wasting and under weight are 3532, 2977 and 3432 respectively.

e) **Organization: Social Marketing Company (SMC):**

Monthly Performance Report- March 2022

Social Marketing Company (SMC), started social marketing program in Bangladesh in 1974. SMC's overall mission is to improve the health and wellbeing of women, children and families through social marketing of product and services in family planning, maternal and child health, nutrition and other socially beneficial areas in partnership with the Government, development partners and private sector. SMC is a major contributor to the Bangladesh national health and family planning program. It markets a full range of family planning products, Oral Rehydration Salt(ORS), Micronutrient Powder (MNP), Zinc and other public health products. According to the Bangladesh Demographic and Health Survey (BDHS) 2017-18, SMC has remarkably contributed to increase Contraceptive Prevalence Rate (CPR) at the national level by sharing 47% pills, 62% condoms, and 33% injectables. In total, SMC contributed 38% of the modern contraceptive method use nationally.

In the month of March, 2022, SMC sold 3,722,918 cycles of oral pill, 7,627,179 pieces of condom, 397,828 vials of Injectable, 809 pieces of IUD and 458 pieces of implant. The report is demonstrated by divisions which represents nationally the Family planning Performance on the basis of contraceptive method specific sales of SMC.

Table Analysis:

Table 1: Shows contraceptive performance and Achievement Rate in respect of Permanent, Long Acting and Short Acting methods for the reporting month (March'22) and reporting period (July'21 to March'22) against their respective projections. In the reporting month the achievement rates of Permanent method(Male) 33.7%, Permanent method(Female) 57.5% and Permanent method (Total) 48.6%, IUD 53.0%, Implant 101.8%, Injectable 45.3%, Oral Pill 35.0% and Condom 32.1%. From July'21 to March'22 the achievement rates of Permanent method (Male) 30.1%, Permanent method (Female) 57.4% and Permanent method (Total) 47.1%, IUD 57.8%, Implant 83.6%, Injectable 44.1%, Oral Pill 35.0% and Condom 32.0%.

Table 2: Shows the divisions according to descending order of achievement rate against their projection of Permanent and Long Acting methods for the period July'21 to March'22.

Table 3: Showing the 3(three) districts which achieved the highest achievement rate against Permanent and Long Acting methods of their projections for the period July'21 to March'22.

Table 4: Shows 3(three) districts which achieved the lowest achievement rate of Permanent and Long Acting methods against their projections for the period July'21 to March'22.

Table 5: Comparative statement of contraceptive performance against their projection between the period July'20 to March'21 and July'21 to March'22. The Achievement Rate of Permanent Method (Male) was 30.7% in the period of July'20 to March'21 but it shows the lower rate 28.4% in the current period. So it is decrease 1.7% than that of July'20 to March'21. Permanent Method (Female) was 64.5% in the period July'20 to March'21 but it shows the higher rate 68.3% in the current period. So it is 3.8% increase than that of July'20 to March'21. Permanent Method (Total) was 53.0% in the period July'20 to March'21, but it shows the higher rate 54.6% in the current period. So it is 1.6% increase than that of July'20 to March'21. IUD achieved the 65.0% in the reporting period July'20 to March'21 but it shows the lower rate 62.5% in the current period. So it is 2.5% decrease than that of July'20 to March'21. Implant achieved the 94.1% in the reporting period July'20 to March'21 but it shows the same rate 97.1% in the current period. So it is

3.0% increase than that of July'20 to March'21. Injectable achieved the 50.0% in the reporting period July'20 to March'21 but in the current period it shows 51.1%. So Injectable is increase 1.1% than that of July'20 to March'21. Oral Pill achieved the 39.6% in the reporting period July'20 to March'21 but in the current period (July'21 to March'22) it shows 46.3%. In case of Oral Pill 6.7% increase than that of July'20 to March'21. In case of Condom it achieved 36.3% in the reporting period July'20 to March'21 but in the current period (July'21 to March'20) it shows 37.5%, which is 1.2% increase than that of July'20 to March'21.

Table 6: Comparative status of performance and distribution of contraceptive by methods for the month of February'21 and March'22 based on field worker's report. In comparison with that of previous month Permanent Method (male) +15.3%, Permanent Method (Female) +15.0%, Overall Permanent Method (Total) +15%, IUD +13.3%, Implant +40.1%, Injectable +7.4% Oral Pill -6.7% and Condom +3.2%.

Table 7: Shows the share of Government and NGOs and Multisectors by methods in the overall National performance. Government sector has contributed 51.0% in Permanent Method (Male), 86.9% in Permanent Method (Female), 77.5% in Permanent Method (Total), 86.5% in IUD, 93.8% in Implant, 89.5% in Injectable, 93.8% in Oral Pill and 86.1% in Condom in the reporting month March'22. On the other hand NGOs and Multisectors have contributed 49.0% in Permanent Method (Male), 13.1% in Permanent Method (Female), 22.5% in Permanent Method (Total), in IUD 13.5%, in Implant 6.2%, in Injectable 10.5%, in Oral Pill 6.2% and in Condom 13.9% in the reporting month March'22.

Table 8: Division wise and NGOs & Multisectoral wise Contraceptive Performance for the month of March'22 are shown in this table. BAVS of Dhaka Division is in the highest position, BAVS of Chittagong Division is in the next and BAVS of Rajshahi Division is in the 3rd position in Permanent method. By NGOs and Multisectorals performance of Total Permanent methods are 1948 in the reporting month, in which Males are 1110 and Females are 838. Total IUD and Implant 1585 and 2373 are inserted in the reporting month March'22. Injectable 435091 vials, Oral Pill 3453201 cycles and 30112979 of Condom are distributed by NGOs and Multisectorals in the reporting month (Including SMC).

Table 9: Shows the projection, performance and achievement rates of Permanent and Long Acting methods in the reporting month March'22 and in the reporting period July'21 to March'22. In the reporting month Kishoreganj district has achieved the highest achievement rate of 218.3% and Gaibandha district is the next highest with 177.2% in Permanent Method. In the reporting month Chattogram district has achieved the highest achievement rate of 128.3% and Serajganj district is the next highest with 123.3% in IUD. In the reporting month Tangail district has achieved the highest achievement rate of 196.8% in Implant and Naogaon district has achieved the next second highest achievement rate with 181.1%. On the other hand, in the reporting period July'21 to March'22 Gaibandha district has achieved the highest achievement rate of 152.9% in Permanent Method, Netrokona district has achieved the highest achievement rate of 160.8% in IUD and Tangail district has achieved the highest achievement rate of 149.7% in Implant.

Table 10: Shows the projection, performance and achievement rates of Short Acting methods in the reporting month March'22 and in the reporting period July 21 to March'22. In the reporting month Bhola district has achieved the highest achievement rate of 121.1% and Sherpur district is the next highest with 119.0% in Injectable method. Sherpur district has achieved the highest achievement rate of 230.5% in Oral Pill. Sherpur district has achieved the highest achievement rate of 92.4% in Condom. From July'21 to March'22 Bhola district has achieved the highest achievement rate of 120.3% and Sherpur district is the next highest with 112.6% in Injectable, Rangamati district has achieved the highest achievement rate of 216.0% in Oral Pill and Sherpur district has achieved the highest achievement rate of 93.4% in Condom.

Table 11: This table shows the Old acceptors, new acceptors and dropout (No method & switch over) cases by districts in the reporting month (March'2022). This table is prepared on the basis of CAR report.

Table 12: This table shows the new and total acceptors of the current month in comparison with that of the previous month. The new acceptors of all the methods-, Permanent Method (Male), Permanent Method (Total) have shown decreasing trend but Permanent Method (Female) IUD Injectable, Oral Pill Condom and Implant have shown increasing trend. New acceptors are shown depending on the field

workers report which collects from their visiting areas. In case of total acceptors Permanent Method (Male), Permanent Method (Female), Permanent Method (Total) IUD, Implant, Injectable, Oral Pill and Condom have shown increasing trend.

Table 13: This table shows that Rajshahi division had recorded the highest CAR of 81.40%, next Khulna division 80.16%, Rangpur division 79.95%, Mymensingh division 79.51%, Barishal division 79.14%, Sylhet division 76.76%, Dhaka division 77.35% and Chattogram division 75.52% in the reporting month March'21. Graph-1 shows the division wise CAR for the current month and graph-2 shows the division wise CAR for the current month in comparison with that of previous month.

Table 14: Shows that 63 districts have achieved CAR level of 70.0% and above where 1 district has achieved CAR between 60%-69% and no district has achieved CAR between 0-59% in the reporting month March'21. The graph also shows the same in comparison with previous month.

Table 15: List of 485 upazilas among the 492, which have achieved CAR >70.0% in the reporting month.

Table 16: List of 5 upazilas which have achieved CAR 60-70% in the reporting month. Graph shows that 485 upazilas out of 492 have achieved CAR level >70%, 6 upazilas have achieved CAR level 60%-70% and 1 upazila has achieved CAR level <60% in the current month. There is graphical presentation is also showing both of February'22 and March'22.

Table 17: Shows the dropout and switch over by method and by division for the month of March, 22.

Table 18: This table shows the Division-wise comparison of Couples, Contraceptive Acceptors and the Acceptance Rate up to the end of March'22.

Table 19: This table shows the contraceptive method mix by division for the month of March'22.

Pie Charts are showing the national and division wise Method-Mix for the month of March'22.

Table 21: This table shows the performance of MCH and Reproductive Health Services during the month of February'22 and March'22.

Table 21: This table shows the performance of Nutrition Services for the month February'22 and March'22 collected by family planning workers.

Annex A: Annex- A shows comparative summary key performances since July 2022 to March'22.

Annex C: City Corporation wise Contraceptive Acceptors and Acceptance Rate (CAR) (Partial) at the end of the month of March'22.

Clarification about the information of summary sheet, table-2 and table-3:

Method Specific Acceptors:

In the summary sheet, Method Specific Acceptors is shown based on the field workers' (FWA) visit of the reporting month and also the previous month. These are the cumulative figure which includes previous month's acceptors and reporting month's new acceptors collected by the field workers within their working areas.

Contraceptive distribution by Method:

In the summary sheet, Contraceptive Performance by Method is prepared based on the performance and distribution of the reporting month. These figures are actual performance of the reporting month which is not comparable with the information written in method specific acceptors.

Table- 9, Table-10 and Table-11

Performance shown in the table-9 and 10 is the actual performance of the respective month but the new acceptors shown in the table-11 March not be the performance done in the same month. It March happen that the new acceptors accepted method in the previous month but field workers had shown that case in the next month due to their rounding schedule. So the performance of table-9, table-10 will not be the comparable with the new acceptor of table-11.

Clarification about the information of MCH and Reproductive Health Services:

- Information shown against ‘delivery’ which were done in MCHTI, MFSTC, MCWCs, UHCs & UH&FWCs is collected through the MIS reporting Form-3. This record is only for DGFP concerned facilities. Deliveries conducted in District Hospitals, Medical Colleges, Private Clinics and performances in the City Corporation (partial) are not included.
- Information shown against the ‘live births’ conducted at Govt. MCH, DH, MCWC, UHC, UH&FWC, NGOs & Homes is collected by FWAs through field visit. Field workers visit their units monthly and they submit their reports in every month.

Highest and Lowest performing districts in clinical methods**Highest performing 3(three) districts in the Month of March’22**

Permanent Method				IUD				Implant			
District	Monthly Projec.	Ach. In Reporting Month	Ach. Rate (%)	District	Monthly Projec.	Ach. In Reporting Month	Ach. Rate (%)	District	Monthly Projec.	Ach. In Reporting Month	Ach. Rate (%)
Kishoreganj	140	304	218.3	Chattogram	650	834	128.3	Tangail	542	1066	196.8
Gaibandha	95	168	177.2	Serajganj	400	493	123.3	Naogaon	542	985	181.8
Dinajpur	266	353	132.7	Shariatpur	100	110	110.0	Chattogram	1134	1897	167.4

Congratulations: We congratulate the districts for their better performance in clinical methods against projections. We hope the officers and staffs who are involved with the activities will continue their better performance in future.

Lowest performing 3(three) districts in the Month of March’ 22

Permanent Method				IUD				Implant			
District	Monthly Projec.	Ach. In Reporting Month	Ach. Rate (%)	District	Monthly Projec.	Ach. In Reporting Month	Ach. Rate (%)	District	Monthly Projec.	Ach. In Reporting Month	Ach. Rate (%)
Rangamati	164	5	3.1	Rajshahi	708	82	11.6	Madaripur	542	148	27.3
Laxmipur	1359	54	4.0	Chapai Nawabganj	350	70	20.0	Chapai Nawabganj	400	110	27.5
Khagrachhari	196	8	4.1	Gopalganj	209	46	22.1	Laxmipur	762	306	40.2

Unsatisfactory Performance: We are sorry for their unsatisfactory low performance in clinical methods against projections. We hope the officers and staffs are involved with the activities will try to overcome from this type of un-satisfactory performance in future.

Table-1: National Projection, Performance and Achievement Rate of Contraceptive Methods

Methods	Yearly Projection (2021-22)	Reporting Month		July'21 to March'22	
		Performance (in CYP)	Achi. Rate (%)	Performance (in CYP)	Achi. Rate(%)
Permanent Method (Male)	80667	2264	33.7	18214	30.1
Permanent Method (Female)	133707	6411	57.5	57520	57.4
Permanent Method (Total)	214374	8675	48.6	75734	47.1
IUD	265000	11701	53.0	114876	57.8
Implant	450000	38181	101.8	282267	83.6
Injectables	5269465	199049	45.3	1742790	44.1
Oral Pill	10816268	315606	35.0	2835296	35.0
Condom	1941381	51896	32.1	466071	32.0

Table-2: List of Divisions according to descending order of Achievement Rate against their projections of Clinical Methods for the period July 2021 to March 2022

Sl. No.	Permanent Method (Cases)				IUD (Cases)				Implant (Cases)			
	Division	Yearly Projection	Performance	Achi. Rate (%)	Division	Yearly Projection	Performance	Achi. Rate (%)	Division	Yearly Projection	Performance	Achi. Rate (%)
1	Dhaka	12119	24938	274.4	Chattogram	19038	33448	234.3	Chattogram	83644	58154	92.7
2	Khulna	9319	8420	120.5	Rajshahi	16598	13778	110.7	Mymensing	34000	21903	85.9
3	Chattogram	18356	10969	79.7	Dhaka	34750	26433	101.4	Rangpur	65384	40635	82.9
4	Rajshahi	22672	9210	54.2	Khulna	20218	8846	58.3	Dhaka	87920	54211	82.2
5	Barisal	22672	4440	26.1	Sylhet	20450	5757	37.5	Sylhet	29720	18172	81.5
6	Rangpur	58614	9507	21.6	Rangpur	52826	13405	33.8	Khulna	48400	28987	79.9
7	Mymensingh	31001	3719	16.0	Mymensingh	40920	5731	18.7	Barishal	37632	22475	79.6
8	Sylhet	47567	4531	12.7	Barisal	60200	7478	16.6	Rajshahi	63200	37730	79.6

Table-3: List of 3 (Three) Districts achieved the highest Achievement Rate of Clinical Method against their projections for the period July 2021 to March 2022

Sl. No.	Permanent Method (Cases)				IUD (Cases)				Implant (Cases)			
	District	Yearly Projection	Performance	Achi. Rate (%)	District	Yearly Projection	Performance	Achi. Rate (%)	District	Yearly Projection	Performance	Achi. Rate (%)
1.	Gaibandha	1138	1305	152.9	Netrokona	2100	2532	160.8	Tangail	6500	7297	149.7
2.	Jhenaidaha	1262	1131	119.5	Chattogram	7800	7597	129.9	Cox's Bazar	7800	7511	128.4
3.	Chuadanga	1289	1139	117.8	Shariatpur	1200	1151	127.9	Noakhali	8600	7783	120.7

Table-4: List of 3 (Three) Districts achieved the lowest Achievement Rate of Clinical Methods against their projections for the period July 2021 to March 2022

Sl. No.	Permanent Method (Cases)				IUD (Cases)				Implant (Cases)			
	District	Yearly Projection	Performance	Achi. Rate (%)	District	Yearly Projection	Performance	Achi. Rate (%)	District	Yearly Projection	Performance	Achi. Rate (%)
1.	Munshiganj	5292	76	1.9	Rajshahi	8500	916	14.4	Satkhira	3800	73	2.6
2.	Gazipur	7956	152	2.5	Manikganj	4500	780	23.1	Narail	3200	76	3.2
3.	Tangail	10852	221	2.7	Chapai Nawabganj	4200	746	23.7	Kushtia	5900	151	3.4

Table-5: Comparative Statement of contraceptive performance for the period between July 2020 to March 2021 and July 2021 to March 2022

Methods	Yearly Projection (2021-2022)	July 2021 to March,2022		Yearly Projection (2020-2021)	July 2020 to March,2021		Change of July'21 to March.'22 over July'20 to March.'21
		Performance (in CYP)	Achi. Rate (%)		Performance (in CYP)	Achi. Rate (%)	
Permanent Method (Male)	80667	17187	28.4	80667	18214	30.1	-1.7
Permanent Method (Female)	133707	60879	68.3	133707	57520	64.5	3.8
Permanent Method (Total)	214374	78066	54.6	214374	75734	53.0	1.6
IUD	265000	110405	62.5	265000	114876	65.0	-2.5
Implant	450000	291244	97.1	450000	282267	94.1	3.0
Injectables	5233417	1782183	51.1	5233417	1742790	50.0	1.1
Oral Pill	10816268	3340779	46.3	10742277	2835296	39.6	6.7
Condom	1941381	485066	37.5	1928101	466071	36.3	1.2

Table-6: Performance & Distribution of Contraceptives by Method for the month of January 2022 and March 2022

Method	Performance		% Change of March'22 over February'21
	February'22	March'22	
Permanent Method (Male, Cases)	1964	2264	15.3
Permanent Method (Female, Cases)	5577	6411	15.0
Total Permanent Method (Total, Cases)	7541	8675	15.0
I U D (Cases)	10326	11701	13.3
Implant (Cases)	27249	38181	40.1
Injectables (Doses)	741611	796195	7.4
Oral Pill (Cycles)	5076097	4734084	-6.7
Condom (Pieces)	7542731	7784371	3.2

Table :7 Contribution of Government, NGOs and Multisectors in respect of Contraceptive Performance during March 2022

Method	Performance			Share of Contribution in Percentage	
	Govt.	NGOs & Multisectors	Total	Government	NGOs and Multisectors
Permanent Method (Male, Cases)	1154	1110	2264	51.0	49.0
Permanent Method (Female, Cases)	5573	838	6411	86.9	13.1
Total Permanent Method (Cases)	6727	1948	8675	77.5	22.5
IUD (Cases)	10116	1585	11701	86.5	13.5
Implant (Cases)	35808	2373	38181	93.8	6.2
Injectable (Doses)	712917	83278	796195	89.5	10.5
Oral Pill (Cycles)	4442730	291354	4734084	93.8	6.2
Condom (Pieces)	6705233	1079138	7784371	86.1	13.9

Table -8: Division wise and NGO & Multisector wise Contraceptive Performance for the month of March 2022

Sl. No.	NGO and Multisectors	Oral Pill (Cycles)	Condom (Pieces)	Injectable (Vials)	IUD (Cases)	Implant (Nos.)	Permanent Method (Nos.)		
							Male	Female	Total
Rangpur Division									
1	Family Planning Association of Bangladesh (FPAB)	13981	18432	2639	1	19	0	0	0
2	Marie Stopes Clinic	922	4310	412	51	184	11	8	19
3	Palli Shisu Foundation (PSF)	0	0	0	0	0	0	0	0
4	Sunflower	189	0	0	0	0	0	0	0
5	Shanirvar Bangladesh	0	0	0	0	0	0	0	0
6	CMH	453	6696	18	0	0	0	2	2
7	R. H. Steps	286	816	122	0	0	0	0	0
8	MODEL CLINIC	104	2148	13	0	4	0	14	14
9	MOHILA-O-SHISHU SHASTHA KALLYAN SAMITY	0	0	0	0	0	0	0	0
10	IPas Bangladesh	157	100	0	3	10	0	0	0
11	Surjer Hasi Network	3775	6272	2516	1	2	0	4	4
12	Friendship Bangladesh	693	6396	86	0	0	0	0	0
13	Kanchan	1630	13410	1019	2	0	0	0	0
14	Dhaldanga Bohumukhi Samaj Unnayan Sangstha	7452	5200	1918	0	0	0	0	0
15	Lamb Hospital	33	60	43	0	22	0	2	2
16	SAF	208	202	35	0	0	0	0	0
NGO Total		29883	64042	8821	58	241	11	30	41
1	BGB	127	2314	1	0	0	0	0	0
2	Srama Kalyan Kendra	0	0	0	0	0	0	0	0
3	DGHS Health Clinic	141	0	0	0	0	0	0	0
4	CMH	225	4344	4	0	0	0	0	0
5	Upazila Health Complex	142	312	4	1	0	0	0	0
6	Head, Obs/Gyn, District Sadar Hospital	12	408	29	4	0	0	0	0
Multisector Total		647	7378	38	5	0	0	0	0
NGO & Multisector Total		30530	71420	8859	63	241	11	30	41
Raishahi Division									
1	Family Planning Association of Bangladesh (FPAB)	25680	158088	4682	29	72	5	8	13
2	BAVS	227	5860	128	2	82	105	40	145
3	Marie Stopes Clinic	325	2302	54	18	19	0	0	0
4	Palli Shisu Foundation (PSF)	331	7764	1164	8	0	0	0	0
5	Jatio Tarun Shanga	0	0	0	0	0	0	0	0
6	Bamaneh	8455	8650	1865	5	6	0	0	0
7	Tilottoma	1354	9578	1235	4	5	0	2	2
8	Anonnya Somaj Kallyan Samity	0	0	0	0	0	0	0	0
9	Shanirvar Bangladesh	2592	2268	504	4	6	0	0	0
10	Sromo Kallyan Shangstha	276	2244	0	0	0	0	0	0
11	R. H. Steps	142	1500	59	15	0	0	0	0
12	MR CLINIC	0	420	20	0	0	0	0	0
13	MODEL CLINIC	90	4584	142	2	28	0	27	27
14	SHEBA PROKALPO	0	0	0	0	0	0	0	0
15	POLLI SHISHU CLINIC	1543	2376	543	0	0	0	0	0
16	JTS-GONO UNNAYAN ACADEMY	575	13236	1696	1	0	0	0	0
17	THANGAMARA	874	3680	204	4	15	0	2	2
18	SHASTO KALLYAN SHANGSTHA	0	0	0	0	0	0	0	0
19	Darpon	1571	6258	257	3	0	0	0	0
20	IPas Bangladesh	989	2176	0	0	0	0	2	2
21	Surjer Hasi Network	758	6480	675	0	2	0	0	0
22	Friendship Bangladesh	750	1500	23	0	0	0	0	0
23	Population Services & Training Centre (PSTC)	0	7381	635	0	4	0	4	4
24	SORNALY	2056	6912	651	4	0	0	0	0
25	Chardulai	0	0	0	0	0	0	0	0
26	KMSS	0	11712	723	3	6	0	5	5
NGO Total		48588	264969	15260	102	245	110	90	200
1	DGHS Health Clinic	268	288	16	0	0	0	65	65
2	Upazila Health Complex	459	588	10	0	0	0	0	0
3	Head, Obs/Gyn, District Sadar Hospital	140	750	22	2	18	0	15	15
Multisector Total		867	1626	48	2	18	0	80	80
NGO & Multisector Total		49455	266595	15308	104	263	110	170	280

Sl. No.	NGO and Multisectors	Oral Pill (Cycles)	Condom (Pieces)	Injectable (Vials)	IUD (Cases)	Implant (Nos.)	Permanent Method (Nos.)		
							Male	Female	Total
Khulna Division									
1	Family Planning Association of Bangladesh (FPAB)	30410	53745	3262	19	61	5	3	8
2	BAVS	867	2628	168	7	22	51	5	56
3	Marie Stopes Clinic	358	2954	66	11	6	0	0	0
4	Palli Shisu Foundation (PSF)	0	0	0	0	0	0	0	0
5	Paribarik Shastha Clinic	2874	10392	1087	8	9	0	0	0
6	Jatio Tarun Shanga	2026	3326	346	0	0	0	0	0
7	Paribar Kallyan Shangstha (PKS)	642	3420	676	3	3	0	1	1
8	PSTC	162	2856	237	0	0	0	0	0
9	BRAC	220	1350	50	0	0	0	0	0
10	Sromo Kallyan Shangstha	333	554	0	0	0	0	0	0
11	Ad-Din Medical College Hospital	63	384	34	2	0	0	11	11
12	CMH	49	2500	4	0	0	0	0	0
13	R. H. Steps	560	3454	195	8	0	0	0	0
14	VPKA (VP KENDRA)	0	0	0	0	0	0	0	0
15	CRC	0	0	0	0	0	0	0	0
16	SGS	2000	3664	437	0	0	0	0	0
17	Police Hospital	114	2700	54	0	0	0	0	0
18	Surjer Hasi Network	1424	2946	1202	6	5	0	0	0
19	Friendship Bangladesh	1155	3300	175	0	0	0	0	0
20	BNS TITUMIR	594	3100	0	0	0	0	0	0
21	Peoples Development Community (PDC)	586	383	471	0	0	0	0	0
22	Urban Health Care	891	2414	732	3	18	0	6	6
23	KMSS	2250	2184	331	0	0	0	0	0
24	Adams	11054	24438	2434	1	0	0	0	0
NGO Total		58632	132692	11961	68	124	56	26	82
1	BGB	149	1798	2	0	0	0	0	0
2	Biman Bahini	33	3636	2	0	0	1	0	1
3	Paurasova	99	264	0	0	0	0	0	0
4	DGHS Health Clinic	54	0	0	0	0	0	3	3
5	Jessore Cantonmen	1537	13344	12	1	0	0	3	3
6	Head, Obs/Gyn, District Sadar Hospital	119	108	3	3	0	0	0	0
Multisector Total		1991	19150	19	4	0	1	6	7
NGO & Multisector Total		60623	151842	11980	72	124	57	32	89
Barishal Division									
1	Family Planning Association of Bangladesh (FPAB)	6617	26064	2751	0	9	6	4	10
2	BAVS	424	7252	177	4	24	129	0	129
3	Marie Stopes Clinic	306	832	58	6	7	14	0	14
4	Paribarik Shastha Clinic	296	1028	301	0	0	0	0	0
5	Shanirvar Bangladesh	928	5440	3485	2	0	0	0	0
6	BRAC	70	300	58	4	0	0	0	0
7	R. H. Steps	170	300	21	9	3	0	0	0
8	IPas Bangladesh	29	12	4	0	0	0	0	0
9	Surjer Hasi Network	132	0	369	7	20	0	0	0
10	Desh Bangla	1342	1520	228	1	1	0	6	6
11	Urban Primary Health Care Project (UPHCP)	1533	2668	425	12	6	0	3	3
NGO Total		11847	45416	7877	45	70	149	13	162
1	Srama Kalyan Kendra	123	65	0	0	0	0	0	0
2	DGHS Health Clinic	0	0	0	0	0	0	0	0
3	Upazila Health Complex	205	249	4	2	0	0	0	0
4	Sher-E-Bangla Medical College Hospital	0	0	0	0	0	0	0	0
Multisector Total		328	314	4	2	0	0	0	0
NGO & Multisector Total		12175	45730	7881	47	70	149	13	162

Sl No.	NGO and Multisectors	Oral Pill (Cycles)	Condom (Pieces)	Injectable (Vials)	IUD (Cases)	Implant (Nos.)	Permanent Method (Nos.)		
							Male	Female	Total
Dhaka Division									
1	Family Planning Association of Bangladesh (FPAB)	15870	57748	2100	8	54	16	3	19
2	BAVS	1677	20928	998	13	209	321	14	335
3	Marie Stopes Clinic	3125	14873	1163	166	116	11	4	15
4	Paribarik Shastha Clinic	4	0	0	0	0	0	0	0
5	Jatio Tarun Shanga	404	612	25	1	0	0	0	0
6	Bamaneh	310	3300	100	0	0	0	0	0
7	Paribar Kallyan Shangstha (PKS)	0	0	0	0	0	0	0	0
8	Shanirvar Bangladesh	1290	50	6	7	10	0	0	0
9	BRAC	890	8004	334	15	24	0	0	0
10	Sromo Kallyan Shangstha	482	1608	0	0	0	0	0	0
11	Ad-Din Medical College Hospital	1133	5208	324	0	2	0	38	38
12	BAPSA	198	13048	752	65	47	0	7	7
13	Radda Barnen	111	8040	315	3	0	0	0	0
14	UTPS	721	1632	81	5	10	0	0	0
15	PSKP	350	504	50	0	0	0	0	0
16	Anirban Sangsad	356	216	115	0	0	0	0	0
17	ICDDR,B	140	876	7	0	0	0	0	0
18	CMH	336	4428	18	0	0	0	0	0
19	Spire	480	600	70	0	0	0	0	0
20	Shimantik	1640	4872	349	41	27	0	4	4
21	TDH CLINIC	0	3600	21	0	0	0	0	0
22	SHAKTTI FOUNDATION	0	400	15	0	0	0	0	0
23	BWHC	16	3	3	0	0	0	0	0
24	SUKHI PARIBAR SANGSTHA	0	0	0	0	0	0	0	0
25	Association in Training & Management (AITAM)	49	792	12	0	0	0	0	0
26	R. H. Steps	363	2832	201	21	21	0	1	1
27	AL-FALAH MOJIN CLINIC	24	394	123	0	0	0	0	0
28	VPKA (VP KENDRA)	2517	15144	547	0	0	0	0	0
29	MMKS	135	528	50	0	0	0	0	0
30	VFWA	589	3078	611	1	0	0	0	0
31	Nari Moytri	1067	7448	485	3	5	0	4	4
32	SGS	11	12	0	0	0	0	0	0
33	CWFD	4	24	0	0	0	0	0	0
34	Surjer Hasi Network	1824	4756	713	4	0	1	0	1
35	Kumudini Hospital	180	1650	58	0	0	0	2	2
36	Population Services & Training Centre (PSTC)	171	4166	310	0	0	0	0	0
37	Jonoseba M&C W Songstha	18	3456	280	6	0	0	0	0
38	Urban Primary Health Care Project (UPHCP)	310	0	0	0	0	0	0	0
39	Sazeda Foundation	56	1152	85	2	0	0	0	0
40	Adarsha Paribar Kalyan Shangsta	0	0	0	0	0	0	0	0
41	Rural Health Development Organization(RHDO)	6	192	28	0	0	0	0	0
42	NAGAR SASTHO KENDRO	0	0	0	1	2	0	0	0
43	Urban Health Care	452	3104	214	7	7	0	4	4
44	Sonali Din	360	480	70	0	0	0	0	0
45	Ahoshania Mission	4	18336	670	56	40	77	62	139
46	Active Social Welfare Society	20	4368	387	4	0	0	0	0
47	MISCS	620	600	86	0	0	0	0	0
48	Bashundhara Ad-din Medical College Hospital	79	774	15	0	2	0	6	6
49	Surjer Hashi Network (Smiling Sun Franchise)	0	0	0	4	0	0	0	0
50	Fatema Nursing Home	40	3240	322	0	0	0	0	0
NGO Total		38432	227076	12113	433	576	426	149	575
1	Biman Bahini	15	324	0	0	0	0	0	0
2	Sir Salimulla Medical College Hospital (Indoor)	132	180	137	81	120	0	27	27
3	BGME	368	15330	335	0	0	0	0	0
4	DGHS Health Clinic	204	430	7	7	0	0	9	9
5	Victoria Hospital Narayanganj	244	84	10	1	6	0	0	0
6	Others Private Clinic	0	0	0	0	0	0	190	190
7	Upazila Health Complex	76	200	6	0	0	0	0	0
8	Head, Obs/Gyn, District Sadar Hospital	273	96	7	0	0	0	0	0
9	Head,Obs/Gyn, 100 Bed District Hospital	0	0	0	0	0	0	0	0
Multisector Total		1312	16644	502	89	126	0	226	226
NGO & Multisector Total		39744	243720	12615	522	702	426	375	801

Sl. No.	NGO and Multisectors	Oral Pill (Cycles)	Condom (Pieces)	Injectable (Vials)	IUD (Cases)	Implant (Nos.)	Permanent Method (Nos.)		
							Male	Female	Total
Mymensing Division									
1	Family Planning Association of Bangladesh (FPAB)	15872	36768	1599	13	53	35	0	35
2	BAVS	0	0	0	0	0	0	0	0
3	Marie Stopes Clinic	234	1800	64	5	2	0	0	0
4	Jatio Tarun Shanga	1555	3500	260	0	0	0	0	0
5	Bamaneh	111	112	0	0	0	0	0	0
6	Shanirvar Bangladesh	243	48	494	0	0	0	0	0
7	BRAC	1767	324	145	7	1	0	0	0
8	Gono Shastha Kendra	0	0	0	0	0	0	0	0
9	MALANCHA SEBA SAMITY	0	0	0	0	0	0	0	0
10	SUPIRAT	0	0	0	0	0	0	0	0
11	R. H. Steps	64	144	5	16	0	0	0	0
12	MODEL CLINIC	332	3840	26	2	8	0	0	0
13	IPas Bangladesh	0	0	0	0	0	0	0	0
14	Surjer Hasi Network	0	588	165	1	0	0	0	0
15	Friendship Bangladesh	295	380	0	0	0	0	0	0
16	Shastha Prokalpo	6	0	69	0	0	0	9	9
NGO Total		20479	47504	2827	44	64	35	9	44
1	BGB	9	432	10	0	0	0	0	0
2	BGME	2079	12486	89	0	0	0	0	0
3	Upazila Health Complex	149	0	0	0	0	0	0	0
4	Head, Obs/Gyn, District Sadar Hospital	40	650	0	0	0	0	0	0
Multisector Total		2277	13568	99	0	0	0	0	0
NGO & Multisector Total		22756	61072	2926	44	64	35	9	44
Chattogram Division									
1	Family Planning Association of Bangladesh (FPAB)	25943	53940	2774	35	91	0	3	3
2	BAVS	482	7632	192	7	93	168	38	206
3	Concern Women for Family Planning (CWFP)	4	334	0	0	0	0	0	0
4	Marie Stopes Clinic	1580	8426	308	96	120	84	6	90
5	Paribarik Shastha Clinic	630	1428	310	0	0	0	0	0
6	Bamaneh	283	120	314	3	0	0	0	0
7	PSTC	596	822	74	8	41	0	0	0
8	Shanirvar Bangladesh	4885	1860	1093	7	0	0	0	0
9	BRAC	0	0	0	0	0	0	0	0
10	Sromo Kallyan Shangstha	162	312	14	0	0	0	0	0
11	BAPSA	103	1212	78	3	0	0	0	0
12	FDSR	1373	2380	368	2	0	0	0	0
13	CMH	1068	10182	138	7	0	0	0	0
14	BWHC	50	240	36	1	0	0	0	0
15	SUPIRAT	1117	1244	326	3	0	0	0	0
16	PROSHANTI	514	1332	402	2	0	0	0	0
17	BONOPHUL (PKS)	42	360	10	0	0	0	0	0
18	NISKRITY	878	2496	452	2	0	0	0	0
19	IMAGE	2756	6990	566	6	16	0	0	0
20	MOMOTA	4327	17566	1502	89	134	0	21	21
21	SUS (TMA , NASIRABAD)	0	0	0	0	0	0	0	0
22	SHED	0	0	0	0	0	0	0	0
23	ISDE	0	0	0	0	0	0	0	0
24	CUFL	91	600	0	0	0	0	0	0
25	JUSH	0	0	0	0	0	0	0	0
26	R. H. Steps	944	468	241	17	1	0	0	0
27	MODEL CLINIC	1289	2256	25	7	24	0	23	23
28	BANDHAN	0	0	0	0	0	0	0	0
29	Ghasful	580	5400	48	0	0	0	0	0
30	SMC	1094	2220	148	10	24	0	0	0
31	IPas Bangladesh	486	404	298	26	65	0	0	0
32	Surjer Hasi Network	1727	2382	1218	8	0	0	0	0
33	Saya Path	1620	7508	378	14	10	30	0	30
34	B.R.D.B	0	0	0	0	0	0	0	0
35	RTMI	2129	5208	491	17	53	0	0	0
36	NAGAR MATRI SADAN	2150	6384	606	31	50	5	9	14
37	Urban Health Care	1668	3276	450	4	11	0	0	0
38	Mission Hospital, Chandraghona	260	400	12	0	0	0	0	0
39	Ma Sasthya Seba Kandra-NSS, Chakaria	1026	1980	413	5	0	0	0	0
40	Hope Hospital	63	12	8	0	0	0	3	3
NGO Total		61920	157374	13293	410	733	287	103	390
1	BGB	206	1940	7	4	0	0	0	0
2	Comilla Cantonment	261	6400	28	0	0	0	8	8
3	Biman Bahini	149	2544	2	1	0	0	0	0
4	Navy	435	13484	45	0	0	0	0	0
5	Railway Hospital	87	240	19	0	0	0	0	0
6	BGME	91	174	0	0	0	0	0	0
7	DGHS Health Clinic	916	612	27	101	30	0	33	33

Sl. No.	NGO and Multisectors	Oral Pill (Cycles)	Condom (Pieces)	Injectable (Vials)	IUD (Cases)	Implant (Nos.)	Permanent Method (Nos.)		
							Male	Female	Total
8	BKMEA	90	276	17	0	0	0	0	0
9	Others Private Clinic	0	0	0	0	0	0	13	13
10	Worker Welfare Centre	46	444	0	0	0	0	0	0
11	Upazila Health Complex	654	520	76	38	9	0	0	0
12	Head, Obs/Gyn, District Sadar Hospital	1311	468	110	20	8	0	30	30
13	Medical College Hospital	0	0	0	0	0	0	0	0
14	Abdul Malek ukil Medical College Hospital	0	0	0	0	0	0	0	0
Multisector Total		4246	27102	331	164	47	0	84	84
NGO & Multisector Total		66166	184476	13624	574	780	287	187	474

Sl. No.	NGO and Multisectors	Oral Pill (Cycles)	Condom (Pieces)	Injectable (Vials)	IUD (Cases)	Implant (Nos.)	Permanent Method (Nos.)		
							Male	Female	Total
Sylhet Division									
1	Family Planning Association of Bangladesh (FPAB)	470	12000	255	0	10	0	4	4
2	BAVS	392	3908	97	0	31	35	3	38
3	Marie Stopes Clinic	846	1612	75	21	28	0	9	9
4	BRAC	366	3240	522	6	6	0	0	0
5	CMH	213	1524	5	0	0	0	0	0
6	Shimantik	4429	15558	3439	25	54	0	0	0
7	BWHC	1073	4870	2036	12	0	0	0	0
8	RED CRESCENT SANGSTHA	41	40	1	0	0	0	0	0
9	R. H. Steps	50	120	29	20	0	0	0	0
10	VARD, SYLHET	0	0	0	0	0	0	0	0
11	Sylhet Samaj Kallyan Sangatha	460	7920	3415	0	0	0	6	6
12	Surjer Hasi Network	441	1116	123	1	0	0	0	0
13	SUPPS	117	168	45	0	0	0	0	0
14	TIL Welfare Division	0	576	0	0	0	0	0	0
15	Govt. Labour Welfare Center	0	0	0	0	0	0	0	0
NGO Total		8898	52652	10042	85	129	35	22	57
1	BGB	12	492	0	0	0	0	0	0
2	Srama Kalyan Kendra	79	203	0	0	0	0	0	0
3	DGHS Health Clinic	239	696	27	25	0	0	0	0
4	Upazila Health Complex	677	240	16	49	0	0	0	0
Multisector Total		1007	1631	43	74	0	0	0	0
NGO & Multisector Total		9905	54283	10085	159	129	35	22	57
NGO & Multisector Grand Total of National (SMC Included)		4014272	8706317	481106	1585	2373	1110	838	1948

Social Marketing Company

Division wise Distribution Report

No.	NGO and Multisector	Oral Pill (Cycles)	Condom (Pieces)	Injectable (Vials)	IUD (Cases)	Implant (Nos.)	Permanent Method (Nos.)		
							Male	Female	Total
Rangpur Division									
1	Social Marketing Company (SMC)	390107	685462	50215	10	45	0	0	0
Rajshahi Division									
1	Social Marketing Company (SMC)	416148	775843	55755	120	60	0	0	0
Khulna Division									
1	Social Marketing Company (SMC)	348404	768864	41902	90	30	0	0	0
Barishal Division									
1	Social Marketing Company (SMC)	212102	361857	25710	30	27	0	0	0
Dhaka Division									
1	Social Marketing Company (SMC)	1084389	2964535	96263	139	106	0	0	0
Mymensing Division									
1	Social Marketing Company (SMC)	319680	635192	33848	120	45	0	0	0
Chattogram Division									
1	Social Marketing Company (SMC)	741090	991914	80480	225	125	0	0	0
Sylhet Division									
1	Social Marketing Company (SMC)	210998	443512	13655	75	20	0	0	0
Total:		3722918	7627179	397828	809	458	0	0	0

Table -9: District wise Projection, Performance and Achievement Rate of Permanent and Long Acting Methods

District	Permanent Method (Cases)					IUD (Cases)					Implant (Cases)				
	Yearly Projection	Reporting Month		July'21 to March'22		Yearly Projection	Reporting Month		July'21 to March'22		Yearly Projection	Reporting Month		July'21 to March'22	
		Perform.	Achi. Rate(%)	Perform.	Achi. Rate(%)		Perform.	Achi. Rate(%)	Perform.	Achi. Rate(%)		Perform.	Achi. Rate(%)	Perform.	Achi. Rate(%)
Dinajpur	3192	35.3	132.7	2765	115.5	3200	146	54.8	1899	79.1	13500	1878	166.9	11435	112.9
Thakurgaon	2207	95	51.7	1152	69.6	1950	71	43.7	605	41.4	4500	263	70.1	3365	99.7
Panchagarh	1752	52	35.6	535	40.7	1970	54	32.9	583	39.5	4584	300	78.5	2556	74.3
Nilphamari	1932	115	71.4	857	59.1	2800	174	74.6	1602	76.3	5800	556	115.0	4113	94.6
Rangpur	3322	244	88.1	1457	58.5	9300	204	26.3	2329	33.4	11500	1019	106.3	7012	81.3
Kungram	12381	57	5.5	517	5.6	9500	270	34.1	2344	32.9	10200	434	51.1	3471	45.4
Gaibandha	1138	168	177.2	1305	152.9	5300	164	37.1	2046	51.5	6800	726	128.1	5573	109.3
Lalmonirhat	5077	60	14.2	675	17.7	6900	212	36.9	1997	38.6	8500	486	68.6	3110	48.8
Rangpur Div.	31001	1144	44.3	9263	39.8	40920	1295	38.0	13405	43.7	65384	5662	103.9	40635	82.9
Bogura	4952	166	40.2	1600	43.1	5050	181	43.0	2153	56.8	13200	1392	126.5	9696	97.9
Joipurhat	879	83	113.3	682	103.5	1800	85	56.7	941	69.7	5800	638	132.0	4206	96.7
Naogaon	1462	150	123.1	1010	92.1	3200	184	69.0	1383	57.6	6500	985	181.8	5051	103.6
Chapai Nawabganj	3188	159	59.9	1310	54.8	4200	70	20.0	746	23.7	4800	110	27.5	1546	42.9
Raishahi	6156	223	43.5	1306	41.3	8500	82	11.6	916	14.4	11000	548	69.6	4586	55.6
Natore	2834	194	82.1	1696	79.8	2700	89	39.6	762	37.6	6500	616	113.7	4647	95.3
Pabna	1126	36	38.4	233	27.6	4500	294	78.4	2470	73.2	7900	474	72.0	3544	59.8
Seraiganj	2075	93	53.8	773	49.7	4800	493	123.3	4407	122.4	7500	765	122.4	4454	79.2
Rajshahi Div.	22672	1104	58.4	9210	54.2	34750	1478	51.0	13778	52.9	63200	5526	104.9	37730	79.6
Kushtia	1482	141	114.2	1272	114.4	2500	50	24.0	576	30.7	5900	496	100.9	151	3.4
Meherpur	845	48	68.2	538	84.9	1100	26	28.4	236	28.6	1500	61	48.8	74	6.6
Chuadanga	1289	117	108.9	1139	117.8	1494	65	52.2	689	61.5	3500	321	110.1	181	6.9
Jhenaidaha	1262	132	125.5	1131	119.5	1550	68	52.6	776	66.8	5500	294	64.1	177	4.3
Magura	1694	60	42.5	587	46.2	1850	83	53.8	908	65.4	3700	355	115.1	146	5.3
Narail	1455	36	29.7	283	25.9	1250	38	36.5	380	40.5	3200	210	78.8	76	3.2
Jashore	1584	108	81.8	924	77.8	3200	80	30.0	1008	42.0	8300	553	80.0	357	5.7
Khulna	2120	107	60.6	1316	82.8	3500	265	90.9	2355	89.7	8200	692	101.3	442	7.2
Bagerhat	1428	93	52.9	394	55.5	1900	89	56.2	1019	71.2	4800	438	114.5	192	5.3
Satkhira	2168	76	42.1	636	39.1	1874	80	51.2	903	64.2	3800	356	112.4	73	2.6
Khulna Div.	15327	888	69.5	8420	73.2	20218	844	50.1	8846	58.3	48400	3796	94.1	1869	5.1
Barguna	1540	56	43.6	684	59.2	2229	67	36.1	791	47.3	8200	548	80.2	4105	66.7
Patuakhali	2400	99	49.5	859	47.7	4053	245	72.5	2060	67.8	7332	823	134.7	6095	110.8
Barishal	2270	155	81.9	1387	81.5	4200	225	64.3	1793	56.9	8200	512	74.9	4708	76.6
Jhalakati	2622	23	10.5	311	15.8	1200	54	54.0	378	42.0	3200	169	63.4	1417	59.0
Bhola	2483	77	37.2	653	35.1	2364	112	56.9	1204	67.9	6500	232	42.8	2444	50.1
Pirojpur	804	51	76.1	546	90.5	2552	123	57.8	1252	65.4	4200	327	93.4	3706	117.7
Barishal Div.	12119	461	45.6	4440	48.8	16598	826	59.7	7478	60.1	37632	2611	83.3	22475	79.6
Gopalganj	2377	102	51.5	1185	66.5	2500	46	22.1	587	31.3	4800	303	75.8	2773	77.0
Madaripur	955	42	52.8	467	65.2	3200	103	38.6	1110	46.3	6500	148	27.3	2087	42.8
Shariatpur	825	62	90.2	486	78.5	1200	110	110.0	1151	127.9	5500	301	65.7	1986	48.1
Faridpur	2800	193	78.4	1653	78.7	3500	198	67.9	2092	76.3	7500	665	106.4	8202	110.3
Raibari	950	46	68.1	140	19.6	2800	140	60.0	1207	57.5	5520	385	83.7	2709	65.4
Dhaka	12197	1113	109.5	878	9.6	9800	878	107.5	8632	117.4	11200	1102	118.1	9948	118.4
Gazipur	7956	93	14.0	152	2.5	5500	152	33.2	1524	36.9	7500	509	81.4	2804	49.8
Munshiganj	5292	53	12.0	76	1.9	2800	76	32.6	881	42.0	6500	243	44.9	2074	42.5
Narayanganj	4761	220	55.5	128	3.6	6500	128	23.6	1388	28.5	7200	430	71.7	3402	63.0
Narsingdi	3303	297	107.9	242	9.8	3500	242	83.0	2476	94.3	5500	354	77.2	3004	72.8
Manikganj	4675	258	66.2	99	2.8	4500	99	26.4	780	23.1	6200	422	81.7	3448	74.2
Tangail	10852	209	23.1	221	2.7	8200	221	32.3	2163	36.2	6500	1066	196.8	7297	149.7
Kishoreganj	1671	304	218.3	220	17.6	6200	220	42.6	2532	54.5	7500	866	138.6	6477	115.1
Dhaka Div.	58614	2982	61.1	5947	13.5	60200	2613	52.1	26433	58.5	87920	6794	92.7	54211	82.2
Jamalpur	2021	80	47.5	110	7.3	3500	121	41.5	1380	52.6	7500	764	122.2	5353	95.2
Sherpur	1725	90	62.6	52	4.0	1750	58	39.8	532	40.5	7200	463	77.2	3029	56.1
Mymensingh	3808	132	41.6	277	9.7	13100	366	33.5	3276	33.3	11500	1164	121.5	7523	87.2
Netrokona	1765	132	89.7	64	4.8	2100	41	23.4	2532	160.8	7800	785	120.8	6477	110.7
Mymensingh Div.	9319	434	55.9	503	7.2	20450	586	34.4	7720	50.3	34000	3176	112.1	22382	87.8
B. Baria	2229	86	46.3	576	34.5	4500	368	98.1	2457	72.8	11000	1193	130.1	6500	78.8
Cumilla	5541	300	65.0	2564	61.7	10500	490	56.0	5728	72.7	12200	1336	131.4	8589	93.9
Chandpur	2930	140	57.3	1348	61.3	5200	411	94.8	3541	90.8	7900	592	89.9	5146	86.9
Feni	2603	84	38.7	848	43.4	2796	244	104.7	2398	114.4	5500	352	76.8	2874	69.7
Noakhali	2292	132	79.6	1493	86.9	4500	341	90.9	3430	101.6	8600	1134	156.2	7783	120.7
Laxmipur	16307	54	4.0	503	4.1	8650	174	24.1	1676	25.8	9144	306	40.2	2713	39.6
Chatto gram	4482	310	83.0	2708	80.6	7800	834	128.3	7597	129.9	13600	1897	167.4	12218	119.8
Cox's Bazar	5468	75	16.5	668	2.3	4800	406	101.5	3579	99.4	7800	1014	156.0	7511	128.4
Rangamati	1965	5	3.1	43	1.9	1300	73	67.4	761	78.1	2500	137	65.8	1573	83.9
Khagrachhari	2350	8	4.1	102	5.8	1380	86	74.8	1205	116.4	2400	183	91.5	1666	92.6
Bandarban	1400	8	6.9	116	11.0	1400	59	50.6	1076	102.5	3000	183	73.2	1581	70.3
Chatto gram Div.	47567	1222	30.8	997	2.8	52826	3486	79.2	33448	84.4	83644	8327	119.5	58154	92.7
Sylhet	2202	158	86.1	1665	100.8	3655	169	55.5	1554	56.7	7900	590	89.6	4760	80.3
Habiganj	8908	132	17.8	1189	17.8	5383	135	30.1	1378	34.1	6300	421	80.2	3628	76.8
Moulavibazar	4246	68	19.2	556	17.5	3800	143	45.2	1477	51.8	5520	538	117.0	3684	89.0
Sunamganj	3000	82	32.8	1121	49.8	6200	126	24.4	1348	29.0	10000	740	88.8	6100	81

Table-10: District wise Projection, Performance and Achievement Rate of Short Acting Methods

District	Yearly Projection	Injectables				Oral Pill				Condom					
		Reporting Month		July 21 to March'22		Reporting Month		July 21 to March'22		Reporting Month		July 21 to March'22			
		Perform. (in C YP)	Achi. Rate (%)	Perform.	Achi. Rate (%)	Perform. (in C YP)	Achi. Rate (%)	Perform.	Achi. Rate (%)	Perform. (in C YP)	Achi. Rate (%)	Perform.	Achi. Rate (%)		
		Yearly Projection	Yearly Projection	Yearly Projection	Yearly Projection	Yearly Projection	Yearly Projection	Yearly Projection	Yearly Projection	Yearly Projection	Yearly Projection	Yearly Projection	Yearly Projection		
Dinajpur	127040	3274	30.9	28369	29.8	260767	6331	29.1	72561	37.1	46804	740	19.0	6715	19.1
Thakurgaon	58168	2196	45.3	21123	48.4	119397	2331	23.4	27278	30.5	21430	204	11.4	1930	12.0
Panchagarh	45110	2072	55.1	19318	57.1	92594	3544	45.9	34873	50.2	16619	197	14.2	2031	16.3
Nilphamari	78976	3669	55.7	30803	52.0	162109	7423	54.9	34880	28.7	29096	378	15.6	3276	15.0
Rangpur	116309	5161	53.2	46835	53.7	238739	6579	33.1	53960	30.1	42851	782	21.9	7211	22.4
Kundram	102764	3321	68.0	48543	63.0	210936	3932	51.1	77975	49.3	37860	796	25.2	7144	25.2
Gaibandha	105710	5390	61.2	51476	64.9	216993	4433	24.5	42543	26.1	38946	666	20.5	7054	24.1
Lalmonirhat	53647	3068	68.6	26878	66.8	110118	272	3.0	9729	11.8	19765	285	17.3	2568	17.3
Rangpur Div.	687724	30649	53.5	273345	53.0	1411643	39895	33.9	353799	33.4	253371	4048	19.2	37929	20.0
Bogura	147522	4257	34.6	35498	32.1	302808	7738	30.9	73060	32.2	54350	1875	41.4	16644	40.9
Joipurhat	40761	712	21.0	5861	19.2	83668	1873	26.9	18309	29.2	15017	296	23.7	2897	25.7
Naogaon	112970	2569	27.3	21757	26.7	231885	7379	38.2	68459	39.4	41620	893	25.7	8235	26.4
Nawabganj	72361	1765	29.3	13942	25.7	148530	3046	24.6	21589	19.4	26659	971	43.7	8182	40.9
Rajshahi	118079	3947	40.1	31800	35.9	242374	4887	24.2	41281	22.7	43503	1933	55.0	17929	55.0
Natore	78958	1526	23.2	13940	23.5	162071	4575	33.9	33236	27.3	29090	913	37.7	7964	36.5
Pabna	112724	4182	44.5	33890	40.1	231980	5687	29.4	62040	35.8	41530	1259	36.4	10499	33.6
Serajganj	126511	5144	48.8	51736	54.5	258681	3688	17.0	60467	31.0	46609	1591	41.0	16305	46.6
Rajshahi Div.	809896	24102	35.7	208424	34.8	1662397	38913	28.1	378441	30.4	298378	9791	39.4	88625	39.6
Kushia	87880	3320	45.3	27988	42.5	180386	4714	31.4	48977	36.2	32377	1081	40.1	9707	40.0
Meherpur	30922	2003	77.7	17179	74.1	63472	1058	20.0	10700	22.5	11392	395	41.6	3384	39.6
Chuadanga	49546	2479	60.0	20035	53.9	101700	2715	32.0	22194	29.1	18254	514	33.8	4066	29.7
Jhenaidaha	76037	1936	31.0	16038	28.5	154023	4578	35.7	36764	31.8	27645	572	24.8	5138	24.8
Magura	36802	1278	41.7	10309	37.3	75542	2649	42.1	23917	42.2	13559	330	29.2	3001	29.5
Narail	29486	1034	42.1	8619	39.0	60525	2245	44.5	19140	42.2	10863	382	42.2	3370	41.4
Jashore	117531	4617	47.1	46116	52.3	241248	6068	30.2	62220	34.4	43301	1410	39.1	12871	39.6
Khulna	95141	3414	43.1	28943	40.6	195290	8238	50.6	71385	48.7	35052	1529	52.3	12770	48.6
Bagerhat	57830	2076	43.1	17460	40.3	118704	5739	58.0	48707	54.7	21306	681	38.4	6289	39.4
Satkhira	83660	2802	41.6	24406	38.9	171724	6450	45.1	57660	44.8	30822	1025	39.9	9198	39.8
Khulna Div.	663835	25058	45.3	217093	43.6	1362614	44454	39.1	401644	39.3	244571	7919	38.9	69794	38.0
Barguna	37786	1910	60.7	16453	58.1	77661	3455	53.5	29203	50.2	13921	265	22.8	2189	21.0
Patuakhali	64969	3796	70.2	32075	65.8	133358	5358	48.2	48897	48.9	23936	403	20.2	3840	21.4
Banshal	81297	3926	58.0	34737	57.0	166872	5668	40.8	46375	37.0	29951	838	33.6	6853	31.0
Jhalakati	22007	983	48.1	7544	45.7	45173	1484	39.4	11012	32.5	4108	204	59.6	1574	51.1
Bhola	70911	7159	121.1	63985	120.3	145555	2349	19.4	25447	23.3	26125	282	13.0	2520	12.9
Pirojpur	39225	1967	60.2	17272	58.7	80514	4916	73.3	39905	65.1	14451	539	44.8	4665	43.0
Barishal Div.	316195	19643	74.5	172069	72.6	649033	23230	43.0	200139	41.1	112492	2531	27.0	21741	25.8
Gopalganj	42285	1291	36.6	10759	33.9	86796	4726	65.3	39237	60.3	15579	590	45.0	5470	46.8
Madaripur	44716	1831	49.1	15698	46.5	81785	3446	45.1	30267	44.0	16474	330	28.4	3540	28.7
Shariatpur	41204	1103	49.1	9912	35.2	84676	2153	30.5	19858	31.5	15189	338	26.7	2833	24.9
Faridpur	76739	2002	31.7	18608	32.8	155465	4692	36.2	47231	40.5	27904	901	38.7	8739	41.8
Rajbari	44883	1233	33.0	11468	34.1	91229	2783	36.2	24724	35.8	16536	459	33.3	4404	35.5
Dhaka	140866	6211	52.9	58128	55.0	289145	4611	19.1	77305	35.6	51898	3040	70.3	26657	68.5
Gazipur	81371	1608	23.7	14624	24.0	167024	3245	23.3	39624	31.6	29979	1054	42.2	9356	41.6
Munshiganj	57703	1275	26.5	10263	23.7	118444	1249	12.7	22711	25.6	21259	556	31.4	4910	30.8
Narayanganj	102548	4167	48.8	37690	49.0	210492	4710	26.9	59860	37.9	37781	1131	35.9	10717	37.8
Narshingdi	83845	3932	56.3	34159	54.3	172102	3858	26.9	47610	36.9	30890	928	36.1	8164	35.2
Manikganj	58718	1274	26.0	10880	24.7	120527	2300	22.9	25211	27.9	21633	679	37.7	5780	35.6
Tangail	161665	4807	35.7	42388	35.0	331839	12285	44.4	92974	37.4	59561	1601	32.3	13349	29.9
Kishoreganj	108258	3255	36.1	27660	34.1	222213	7731	41.7	64089	38.5	39884	1017	30.6	8748	29.2
Dhaka Div.	1043801	33989	39.1	302147	38.6	2142537	57789	32.4	590721	36.8	384558	12684	39.6	112667	39.1
Jamalpur	93414	2210	28.4	18935	27.0	191745	3587	22.4	32774	22.8	34416	578	20.2	5127	19.9
Sherpur	61547	6102	119.0	51959	112.6	126334	24271	230.5	73998	78.1	22675	1746	92.4	15880	93.4
Mymensingh	201944	2738	16.3	24604	16.2	414517	8197	23.7	57489	18.5	74400	1020	16.5	9487	17.0
Netrokona	80466	3393	50.6	30231	50.1	165167	4751	34.5	39873	32.2	29645	851	34.4	7668	34.5
Mymensingh Div.	437371	14443	39.6	125729	38.3	897763	40806	54.5	204134	30.3	161136	4195	31.2	38162	31.6
B. Baria	102278	3019	35.4	25963	33.8	209440	5114	29.2	47735	30.3	37681	828	26.4	7710	27.3
Cumilla	214659	7974	44.6	72043	44.7	440617	12842	35.0	110068	33.3	79085	1576	23.9	14268	24.1
Chandpur	90645	3609	47.8	31792	46.8	186062	4176	26.9	38772	27.8	33396	410	14.7	3632	14.5
Feni	54133	2112	46.8	18799	46.3	111116	2892	31.2	24264	29.1	19944	457	25.5	4151	27.8
Noakhali	112704	3970	42.3	33319	39.4	231341	4672	24.2	42802	24.7	41523	707	20.4	6389	20.5
Laxmipur	62810	3864	79.8	34471	73.2	128825	2399	22.3	21575	22.3	23140	223	11.6	1968	11.3
Chattoogram	203244	6069	35.8	51452	33.8	417185	10274	29.6	91593	29.3	74879	1755	28.1	14906	26.5
Cox's Bazar	81913	5491	80.4	45921	74.7	168138	5622	40.1	47754	37.9	30179	561	22.3	5643	24.9
Rangamati	19203	864	54.0	6994	48.6	39417	2100	63.9	63844	216.0	7075	295	50.0	2582	48.7
Khadracharhari	21840	935	51.4	8199	50.1	44829	2182	58.4	21640	64.4	8046	196	29.2	1755	29.1
Bandarban	14064	706	60.2	6586	62.4	28867	1462	60.8	13278	61.3	5181	212	49.1	1884	48.5
Chattoogram Div.	977493	38613	47.4	335539	45.8	2006437	53735	32.1	5						

Table -11: Method wise Users (Normal & Postpartum as Old, New, Dropout, Postpartum Expire) and CAR by District at the end of March 2022

Name of District	Total Eligible Couple	Oral Pill											Total Oral Pill
		Normal					Postpartum					Postpartum Expire	
		Old	New	Total	Dropout		Old	New	Total	Dropout			
					No Method	Switch Over				No Method	Switch Over		
Dinajpur	672184	255119	1136	256255	878	841	17220	1047	18267	323	110	710	274522
Thakurgaon	307355	115762	663	116425	340	283	4585	251	4836	35	35	225	121261
Panchagarh	239159	97765	476	98241	378	303	4019	289	4308	20	48	162	102549
Niphamani	417909	159632	1038	160670	567	493	7714	460	8174	55	91	377	168844
Rangpur	609364	218002	1360	219362	846	566	9582	508	10090	89	82	309	229452
Kurigram	544375	198563	1159	199722	786	615	7899	576	8475	90	123	386	208197
Gaibandha	558821	208464	1425	209889	1110	442	5955	347	6302	36	48	186	216191
Lalmonirhat	284217	96582	631	97213	373	392	4901	233	5134	41	39	125	102347
Rangpur Div.	3633384	1349889	7888	1357777	5278	3935	61875	3711	65586	689	576	2480	1423363
Bogura	777987	300458	1543	302001	1240	1013	12870	844	13714	68	98	591	315715
Joipurhat	215105	81530	427	81957	274	222	3603	246	3849	27	51	146	85806
Naogaon	596231	249386	1245	250631	876	671	9429	494	9923	45	44	356	260554
Chapainawabganj	382917	136997	909	137906	693	342	5086	314	5400	51	75	266	143303
Rajshahi	619603	201580	2425	204005	1240	1115	10457	661	11118	187	259	222	215123
Natore	416977	157795	914	158709	617	499	7463	526	7989	31	100	331	166698
Pabna	596227	213639	1376	215015	841	572	9099	605	9704	58	84	295	224719
Seraiganj	669942	250432	1333	251765	903	599	17429	782	18211	120	112	591	269976
Rajshahi Div.	4274989	1591817	10172	1601989	6684	5033	75436	4472	79908	587	823	2798	1681897
Kustia	457223	144298	1036	145334	679	507	6777	492	7269	55	89	343	152603
Meherpur	162570	45080	262	45342	170	119	1311	105	1416	1	14	30	46758
Chuadanga	262411	89037	628	89665	386	336	4406	336	4742	19	51	208	94407
Jhenaidaha	395808	148435	683	149118	437	259	5250	315	5565	64	74	231	154683
Magura	195772	72681	373	73054	270	169	4636	226	4862	34	40	155	77916
Narail	157258	60928	470	61398	235	147	2248	145	2393	23	49	49	63791
Jashore	621134	190227	1064	191291	617	440	7344	359	7703	62	112	283	198994
Khulna	501971	180030	941	180971	787	772	5824	324	6148	79	79	113	187119
Bagerhat	304893	113793	742	114535	520	401	6230	367	6597	66	89	180	121132
Satkhira	442293	172179	938	173117	755	490	5997	465	6462	63	52	295	179579
Khulna Div.	3501333	1216688	7137	1223825	4856	3640	50023	3134	53157	466	649	1887	1276982
Barguna	200149	67087	1163	68250	432	555	5291	425	5716	74	115	150	73966
Patuakhali	340832	113176	862	114038	556	515	7372	367	7738	124	110	179	121777
Barishal	430185	151946	1161	153107	826	548	8420	434	8854	89	74	253	161961
Jhalakati	117604	41022	387	41409	189	132	1975	200	2175	62	50	40	43584
Bhola	372668	108812	588	109400	517	349	8891	354	9245	41	94	290	118645
Pirojpur	207645	75674	687	76361	631	368	6615	549	7164	100	54	328	83525
Barishal Div.	1669083	557717	4848	562565	3151	2467	38564	2329	40893	490	497	1240	603458

Name of District	Total E. Couple	Oral Pill											Total Oral Pill
		Normal					Postpartum					Postpartum Expire	
		Old	New	Total	Dropout		Old	New	Total	Dropout			
					No Method	Switch Over				No Method	Switch Over		
Gopalganj	225425	87047	666	87713	425	299	3459	263	3722	30	52	92	91435
Madaripur	236998	84028	588	84616	313	165	4349	273	4622	35	52	162	89238
Shariatpur	218414	72894	502	73396	314	155	5157	258	5415	48	38	163	78811
Fariapur	400133	131401	842	132243	852	435	7022	489	7511	88	84	226	139754
Rajbari	238107	80074	686	80760	387	274	4381	278	4659	31	47	128	85419
Dhaka	743799	238956	1597	240553	1008	657	10594	722	11316	161	154	314	251869
Gazipur	422645	171824	583	172407	550	370	7177	323	7500	45	40	177	179907
Munshiganj	304465	105270	574	105844	456	308	6204	273	6477	26	46	170	112321
Narayanganj	541593	196349	1269	197618	832	632	10163	600	10763	95	98	343	203831
Narsingdi	443857	157963	889	158852	604	459	7803	549	8352	69	65	210	167204
Manikganj	310896	107596	1080	108676	505	346	4819	405	5224	79	58	212	113900
Tangail	853152	332860	1515	334375	4245	743	10559	882	11441	156	101	421	345816
Kishoreganj	571200	217645	1466	219111	1144	673	12512	476	12988	169	133	241	232099
Dhaka Div.	5510684	1983907	12257	1996164	11635	5516	94199	5791	99990	1032	968	2849	2096154
Jamalpur	494044	173886	823	174709	710	452	8700	447	9147	57	130	230	183856
Sherpur	325604	124176	610	124786	477	326	5613	276	5889	27	73	212	130675
Mymensingh	1068059	479582	2524	482106	2126	1129	29835	1480	31315	184	156	1121	513421
Netrokona	425039	175815	945	176760	2209	440	9660	493	10153	72	46	277	186913
Mymensingh Div.	2312746	953459	4902	958361	5522	2347	53808	2696	56504	340	405	1840	1014865
Brahmanbaria	544980	158160	1161	159321	1087	497	14032	712	14744	121	81	386	174065
Cumilla	1135648	381604	2318	383922	1503	1015	26738	1482	28220	311	263	1066	412142
Chandpur	479036	170108	798	170906	728	377	13366	551	13917	103	100	425	184823
Feni	286992	83446	655	84101	391	287	7291	347	7638	85	79	134	91739
Noakhali	597475	188463	898	189361	936	477	14784	631	15415	173	118	241	204776
Lakshimpur	332192	101201	500	101701	426	201	7107	296	7403	72	34	144	109104
Chattoagram	1070934	388045	2253	390298	1524	996	21873	1096	22969	179	154	587	413267
Cox's Bazar	436812	140461	1050	141511	741	443	15249	690	15939	200	135	306	157450
Rangamati	102527	39446	265	39711	155	115	1140	114	1254	9	11	97	40965
Khagracharan	115922	47774	301	48075	198	91	1942	151	2093	43	19	69	50168
Bandarban	74692	22436	412	22848	180	147	2943	280	3223	46	33	159	26071
Chattoagram Div.	5177210	1721144	10611	1731755	7869	4646	126465	6350	132815	1342	1027	3614	1864570
Sylhet	608799	173446	1856	175302	2143	400	13839	579	14418	138	64	301	189720
Habiganj	402369	148086	1182	149268	995	298	12338	622	12960	143	77	302	162228
Moulavi Bazar	344598	116387	932	117319	836	560	9284	800	10064	131	161	325	127383
Sunamganj	399905	129842	1620	131462	976	1048	11580	1349	12929	182	184	141	144391
Sylhet Div.	1755671	567761	5590	573351	4950	2306	47021	3350	50371	594	486	1069	623722
National	27835100	9942382	63405	10005787	49945	29890	547391	31833	579224	5540	5431	17777	10585011

Name of District	Condom												Total Condom
	Normal					Postpartum							
	Old	New	Total	Drop out		Old	New	Total	Drop out		Postpartum Expire		
				No Methd	Switch Over				No Methd	Switch Over			
Dinajpur	30278	363	30641	269	153	2144	152	2296	22	33	101	32937	
Thakurgaon	10109	99	10208	70	40	483	25	508	2	4	11	10716	
Panchgarh	7569	159	7728	78	28	531	39	570	14	7	18	8298	
Niphamani	13237	136	13373	85	90	991	65	1056	17	26	36	14429	
Rangpur	29617	478	30095	210	114	1944	189	2133	35	60	36	32228	
Kurigram	23703	626	24329	308	126	1643	96	1739	27	11	48	26068	
Gaibandha	26168	391	26559	277	134	1481	90	1571	38	11	30	28130	
Lalmonirhat	8164	108	8272	137	38	815	36	851	4	4	32	9123	
Rangpur Div.	148845	2360	151205	1434	723	10032	692	10724	159	156	312	161929	
Bogura	57363	595	57958	289	440	2324	141	2465	18	27	108	60423	
Joipurhat	14179	128	14307	51	54	749	29	778	8	9	45	15085	
Naogaon	31870	403	32273	723	125	1831	123	1954	14	18	91	34227	
Nawabganj	42888	324	43212	219	101	2430	156	2586	15	16	147	45798	
Rajshahi	75879	1785	77664	909	745	6227	649	6876	279	267	89	84540	
Natore	36666	503	37169	237	158	2057	117	2174	82	47	69	39343	
Pabna	46554	351	46905	243	97	2564	104	2668	16	11	79	49573	
Seraiganj	60496	482	60978	319	136	4534	157	4691	39	38	100	65669	
Rajshahi Div.	365895	4571	370466	2990	1856	22716	1476	24192	471	433	728	394658	
Kustia	50547	511	51058	242	143	2882	171	3053	34	22	94	54111	
Meherpur	14993	121	15114	57	49	627	46	673	6	3	16	15787	
Chuadanga	18562	157	18719	99	45	1002	52	1054	6	14	474	19773	
Jhenaidaha	28989	268	29257	148	64	1816	129	1945	307	25	49	31202	
Magura	11858	124	11982	80	39	1101	53	1154	19	33	23	13136	
Narail	12737	119	12856	90	40	629	27	656	17	7	5	13512	
Jashore	51985	434	52419	265	144	2995	141	3136	31	33	105	55555	
Khulna	52238	1012	53250	595	131	1932	94	2026	34	27	52	55276	
Bagerhat	20733	369	21102	212	130	1404	88	1492	34	25	18	22594	
Satkhira	28105	270	28375	151	131	1624	89	1713	25	11	80	30088	
Khulna Div.	290747	3385	294132	1939	916	16012	890	16902	513	200	916	311034	
Barguna	5326	184	5510	94	89	604	36	640	7	12	10	6150	
Patuakhali	12424	198	12622	105	80	1168	55	1223	18	18	11	13845	
Barishal	25962	311	26273	240	189	2158	113	2271	27	18	50	28544	
Jhalakati	6026	88	6114	73	31	457	38	495	14	13	4	6609	
Bhola	12711	230	12941	204	78	793	49	842	8	5	15	13783	
Pirojpur	10719	159	10878	112	60	837	61	898	14	5	33	11776	
Barishal Div.	73168	1170	74338	828	527	6017	352	6369	88	71	123	80707	

Name of District	Condom												Total Condom
	Normal					Postpartum							
	Old	New	Total	Drop out		Old	New	Total	Drop out		Postpartum Expire		
				No Methd	Switch Over				No Methd	Switch Over			
Gopalganj	22199	268	22467	217	105	1586	77	1663	20	16	50	24130	
Madaripur	15148	138	15286	113	33	1610	69	1679	22	16	22	16965	
Shariatpur	18253	215	18468	100	44	1497	44	1541	15	8	38	20009	
Faridpur	42593	545	43138	238	151	2572	203	2775	60	28	91	45913	
Rajbari	19742	310	20052	145	51	1391	81	1472	41	11	35	21524	
Dhaka	75570	613	76183	345	187	5065	281	5346	44	47	166	81529	
Gazipur	33404	211	33615	141	57	2172	71	2243	20	15	30	35858	
Munshiganj	28931	209	29140	125	74	2468	100	2568	13	16	58	31708	
Narayanganj	39559	441	40000	348	222	3675	174	3849	51	47	123	43849	
Narshingdi	30427	476	30903	203	111	2695	124	2819	25	22	64	33722	
Manikganj	29541	294	29835	202	100	1696	146	1842	17	14	75	31677	
Tangail	65454	494	65948	298	123	3095	181	3276	55	34	65	69224	
Kishoreganj	31025	651	31676	432	388	3071	212	3283	93	61	65	34959	
Dhaka Div.	451846	4865	456711	2907	1646	32593	1763	34356	476	335	882	491067	
Jamalpur	27293	175	27468	100	52	1803	83	1886	15	9	20	29354	
Sherpur	15523	159	15682	80	30	894	30	924	11	19	34	16606	
Mymensingh	47299	658	47957	444	238	4149	303	4452	33	21	114	52409	
Netrokona	15140	256	15396	181	98	1659	78	1737	20	13	59	17133	
Mymensingh Div.	105255	1248	106503	805	418	8505	494	8999	79	62	227	115502	
Brahmanbarā	33530	322	33852	407	75	2821	141	2962	182	14	58	36814	
Cumilla	67098	680	67778	485	221	6929	374	7303	92	53	199	75081	
Chandpur	22745	240	22985	163	85	2325	128	2453	12	21	41	25438	
Feni	18922	212	19134	160	95	2270	117	2387	18	19	26	21521	
Noakhali	37949	266	38215	318	57	4305	168	4473	47	12	34	42688	
Lakshimpur	15310	118	15428	91	30	1601	69	1670	10	15	44	17098	
Chattoqram	74368	749	75117	477	239	6982	306	7288	67	46	174	82405	
Cox's Bazar	19774	256	20030	159	68	2636	129	2765	29	13	26	22795	
Rangamati	6114	67	6181	29	17	299	8	307	3	0	9	6488	
Khagrachhari	3708	37	3745	18	14	237	12	249	1	3	4	3994	
Bandarban	3600	142	3742	126	61	444	50	494	14	9	6	4236	
Chattoqram Div.	303118	3089	306207	2433	962	30849	1502	32351	475	205	621	338558	
Sylhet	52157	625	52782	1095	74	4834	200	5034	45	17	58	57816	
Habiganj	21363	256	21619	232	50	2520	110	2630	33	7	30	24249	
Moulavi Bazar	18135	276	18411	193	91	1402	147	1549	24	15	22	19960	
Sunamganj	24844	608	25452	498	191	3907	274	4181	110	35	114	29633	
Sylhet Div.	116499	1765	118264	2018	406	12663	731	13394	212	74	224	131658	
National	1855373	22453	1877826	15354	7454	139387	7900	147287	2473	1536	4033	2025113	

Name of District	IUD											Total IUD
	Normal					Postpartum					Postpartum Expire	
	Old	New	Total	Drop out		Old	New	Total	Drop out			
				No Methd	Switch Over				No Methd	Switch Over		
Dinajpur	9995	60	10055	35	34	340	14	354	4	3	10	10409
Thakurgaon	1794	6	1800	6	1	69	3	72	0	0	2	1872
Panchgarh	3962	10	3972	8	9	55	0	55	1	0	1	4027
Nilphamari	5532	41	5573	25	31	231	4	235	0	1	5	5808
Rangpur	13191	52	13243	67	14	547	4	551	2	1	9	13794
Kurigram	11605	92	11697	48	33	166	6	172	3	1	4	11869
Gaibandha	17067	54	17121	114	46	297	3	300	3	0	6	17421
Lalmonirhat	2602	32	2634	105	32	141	8	149	1	2	2	2783
Rangpur Div.	65748	347	66095	408	200	1846	42	1888	14	8	39	67983
Bogra	19185	41	19226	64	25	226	7	233	5	0	6	19459
Joipurhat	3092	19	3111	4	9	48	0	48	0	0	2	3159
Naogaon	10105	42	10147	38	22	239	12	251	89	0	10	10398
Nawabganj	5280	22	5302	12	7	158	2	160	2	0	4	5462
Rajshahi	7089	35	7124	25	20	198	4	202	1	1	5	7326
Natore	7649	32	7681	19	17	168	9	177	3	3	7	7858
Pabna	21402	45	21447	76	18	204	10	214	15	1	2	21661
Seraiganj	20445	149	20594	68	36	1481	9	1490	5	1	3	22084
Rajshahi Div.	94247	385	94632	306	154	2722	53	2775	120	6	39	97407
Kustia	4736	12	4748	14	10	63	2	65	1	0	3	4813
Meherpur	2040	1	2041	4	5	27	0	27	0	0	2	2068
Chuadanga	4410	22	4432	16	8	100	5	105	0	0	2	4537
Jhenaidaha	7213	21	7234	27	12	154	2	156	0	0	2	7390
Magura	3764	30	3794	6	10	175	7	182	7	0	1	3976
Narail	4380	4	4384	29	5	45	0	45	0	1	1	4429
Jashore	16767	36	16803	33	19	346	4	350	1	2	7	17153
Khulna	12739	56	12795	50	25	456	9	465	228	2	10	13260
Bagerhat	9670	38	9708	37	15	381	3	384	0	0	1	10092
Satkhira	9467	22	9489	17	4	428	2	430	1	2	5	9919
Khulna Div.	75186	242	75428	233	113	2175	34	2209	238	7	34	77637
Barguna	4285	29	4314	21	14	116	1	117	2	1	1	4431
Patuakhali	8162	40	8202	30	22	445	8	453	2	0	7	8655
Barishal	12021	36	12057	47	20	379	3	382	0	0	5	12439
Jhalakati	4479	10	4489	19	11	85	4	89	2	2	2	4578
Bhola	10788	31	10819	18	12	278	9	287	0	0	3	11106
Pirojpur	9055	30	9085	36	26	231	4	235	0	2	5	9320
Barishal Div.	48790	176	48966	171	105	1534	29	1563	6	5	23	50529

Name of District	IUD											Total IUD
	Normal					Postpartum					Postpartum Expire	
	Old	New	Total	Drop out		Old	New	Total	Drop out			
				No Methd	Switch Over				No Methd	Switch Over		
Gopalganj	4362	9	4371	14	4	102	1	103	0	0	4	4474
Madaripur	7396	43	7439	27	10	272	7	279	0	0	4	7718
Shariatpur	8987	42	9029	37	12	272	1	273	4	2	8	9302
Faridpur	14399	75	14474	65	20	298	10	308	2	1	23	14782
Rajbari	5965	25	5990	25	14	97	0	97	1	1	3	6087
Dhaka	21037	85	21122	40	23	782	21	803	3	2	9	21925
Gazipur	8915	21	8936	19	6	139	4	143	1	0	0	9079
Munshiganj	7430	13	7443	43	17	349	4	353	3	2	11	7796
Narayanganj	11494	41	11535	45	24	398	5	403	4	2	2	11938
Narsingdi	14872	34	14906	27	22	430	7	437	2	1	6	15343
Manikganj	6976	23	6999	21	15	89	3	92	0	0	7	7091
Tangail	20345	81	20426	72	25	311	4	315	3	5	5	20741
Kishoreganj	19042	73	19115	70	45	671	15	686	3	7	3	19801
Dhaka Div.	151220	565	151785	505	237	4210	82	4292	26	23	85	156077
Jamalpur	14599	29	14628	24	11	254	3	257	5	0	3	14885
Sherpur	6766	11	6777	12	9	61	4	65	0	0	3	6842
Mymensingh	21648	66	21714	42	41	625	7	632	12	2	3	22346
Netrokona	7618	19	7637	30	14	389	1	390	2	1	1	8027
Mymensingh Div.	50631	125	50756	108	75	1329	15	1344	19	3	10	52100
Brahmanbaria	17443	39	17482	140	31	610	14	624	3	1	9	18106
Cumilla	36843	208	37051	142	50	1998	95	2093	25	18	30	39144
Chandpur	12777	72	12849	62	44	1211	36	1247	2	7	25	14096
Feni	9934	48	9982	30	17	850	68	918	1	1	3	10900
Noakhali	18073	54	18127	66	10	1343	13	1356	3	2	12	19483
Lakshmipur	8007	15	8022	52	5	442	9	451	3	0	7	8473
Chattogram	41629	129	41758	155	53	1803	39	1842	4	2	31	43600
Cox's Bazar	11537	22	11559	50	7	1309	32	1341	3	0	14	12900
Rangamati	4946	16	4962	22	12	322	9	331	2	0	13	5293
Khagrachhari	3921	18	3939	18	5	192	5	197	0	0	0	4136
Bandarban	3845	15	3860	55	31	363	10	373	2	2	5	4233
Chattogram Div.	168955	636	169591	792	265	10443	330	10773	48	33	149	180364
Sylhet	15696	19	15715	46	16	889	8	897	6	0	23	16612
Habiganj	10040	7	10047	17	5	794	33	827	2	0	8	10874
Moulavi Bazar	10989	24	11013	40	20	501	22	523	4	3	5	11536
Sunamganj	12685	10	12695	39	12	750	17	767	2	0	3	13462
Sylhet Div.	49410	60	49470	142	53	2934	80	3014	14	3	39	52484
National	704187	2536	706723	2665	1202	27193	665	27858	485	88	418	734581

Name of District	Implant											Total Implant
	Normal					Postpartum						
	Old	New	Total	Drop out		Old	New	Total	Drop out		Postpartum Expire	
No Methd				Switch Over	No Methd				Switch Over			
Dinajpur	40295	293	40588	129	212	2498	67	2565	10	10	82	43153
Thakurgaon	13434	78	13512	51	69	326	13	339	2	0	12	13851
Panchagarh	12625	56	12681	31	51	272	10	282	1	0	5	12963
Nilphamari	18862	58	18920	65	54	991	11	1002	1	5	40	19922
Rangpur	31678	156	31834	111	64	1330	21	1351	8	3	25	33185
Kurigram	18447	84	18531	84	72	793	9	802	3	3	24	19333
Gaibandha	28222	46	28268	133	91	993	7	1000	8	1	20	29268
Lalmonirhat	12706	57	12763	33	44	487	10	497	15	4	18	13260
Rangpur Div.	176269	828	177097	637	657	7690	148	7838	48	26	226	184935
Bogura	51671	256	51927	193	221	2454	52	2506	6	4	88	54433
Joipurhat	14595	164	14759	25	48	694	29	723	1	2	47	15482
Naogaon	22464	138	22602	113	111	837	11	848	5	3	32	23450
Nawabganj	6955	82	7037	18	47	249	6	255	7	0	10	7292
Rajshahi	20242	151	20393	74	101	1026	19	1045	3	0	16	21438
Natore	20296	167	20463	71	96	1150	42	1192	14	5	37	21655
Pabna	22562	84	22646	42	54	659	20	679	1	5	8	23325
Serajganj	20998	95	21093	65	83	1119	15	1134	9	2	24	22227
Rajshahi Div.	179783	1137	180920	601	761	8188	194	8382	46	21	262	189302
Kustia	11993	95	12088	32	35	411	15	426	0	2	17	12514
Meherpur	3436	5	3441	6	8	70	0	70	0	1	0	3511
Chuadanga	9445	102	9547	18	34	314	18	332	3	8	22	9879
Jhenaidaha	16365	76	16441	56	41	698	22	720	1	4	12	17161
Magura	9488	39	9527	40	19	599	11	610	3	3	12	10137
Narail	6325	7	6332	14	8	224	2	226	0	0	1	6558
Jashore	29030	64	29094	58	53	1119	10	1129	2	2	24	30223
Khulna	29682	136	29818	91	47	980	14	994	3	2	192	30812
Bagerhat	13942	46	13988	27	25	915	2	917	1	592	14	14905
Satkhira	15690	33	15723	28	42	566	1	567	0	0	19	16290
Khulna Div.	145396	603	145999	370	312	5896	95	5991	13	614	313	151990
Barguna	12456	69	12525	30	31	726	14	740	5	10	23	13265
Patuakhali	22034	25	22059	61	62	1192	31	1223	3	3	14	23282
Barishal	20920	44	20964	59	37	1000	5	1005	2	3	25	21969
Jhalakati	6576	13	6589	20	4	259	2	261	2	2	3	6850
Bhola	21745	65	21810	50	53	788	19	807	35	0	3	22617
Pirojpur	11201	20	11221	40	21	677	3	680	11	2	237	11901
Barishal Div.	94932	236	95168	260	208	4642	74	4716	58	20	305	99884

Name of District	Implant											Total Implant
	Normal					Postpartum						
	Old	New	Total	Drop out		Old	New	Total	Drop out		Postpartum Expire	
No Methd				Switch Over	No Methd				Switch Over			
Gopalganj	9539	10	9549	20	12	626	6	632	1	1	15	10181
Madaripur	15331	15	15346	31	20	740	3	743	1	0	14	16089
Shariatpur	8708	10	8718	16	9	586	27	613	4	0	11	9331
Faridpur	20075	132	20207	83	43	929	11	940	2	3	30	21147
Rajbari	14511	73	14584	40	45	640	16	656	1	2	24	15240
Dhaka	28086	55	28141	29	30	1562	19	1581	8	3	13	29722
Gazipur	15004	19	15023	44	11	522	4	526	1	0	11	15549
Munshiganj	10511	25	10536	31	39	643	10	653	1	7	16	11189
Narayanganj	17163	57	17220	42	40	925	2	927	9	3	17	18147
Narshingdi	13602	34	13636	19	15	713	5	718	1	0	136	14354
Manikganj	14390	87	14477	58	54	520	16	536	3	1	19	15013
Tangail	39413	128	39541	108	97	1150	15	1165	3	2	30	40706
Kishoreganj	31934	147	32081	97	62	1941	36	1977	8	7	37	34058
Dhaka Div.	238267	792	239059	618	477	11497	170	11667	43	29	373	250726
Jamalpur	28735	40	28775	65	42	1167	13	1180	5	2	15	29955
Sherpur	19201	82	19283	47	27	543	18	561	0	1	22	19844
Mymensingh	44079	110	44189	92	78	1968	8	1976	12	7	53	46165
Netrokona	21735	55	21790	62	45	1675	13	1688	3	9	23	23478
Mymensingh Div.	113750	287	114037	266	192	5353	52	5405	20	19	113	119442
Brahmanbaria	23326	29	23355	77	51	2588	16	2604	10	1	45	25959
Cumilla	39310	143	39453	174	50	3147	89	3236	24	18	41	42689
Chandpur	19336	61	19397	63	34	2321	21	2342	7	3	46	21739
Feni	11883	21	11904	24	32	1483	17	1500	2	1	5	13404
Noakhali	25699	54	25753	57	7	3561	9	3570	10	12	35	29323
Lakshmipur	15037	30	15067	37	10	1291	5	1296	3	2	23	16363
Chattogram	56728	58	56786	154	69	3646	14	3660	9	8	47	60446
Cox's Bazar	27176	54	27230	89	43	2784	28	2812	13	11	23	30042
Rangamati	10249	5	10254	13	8	434	1	435	0	1	20	10689
Khagrachhari	7090	6	7096	19	1	296	4	300	6	0	1	7396
Bandarban	6343	0	6343	43	22	638	0	638	8	0	1	6981
Chattogram Div.	242177	461	242638	750	327	22189	204	22393	92	57	287	265031
Sylhet	32073	18	32091	56	20	3106	9	3115	2	2	26	35206
Habiganj	14064	14	14078	17	11	2133	3	2136	1	2	17	16214
Moulavi Bazar	17315	25	17340	43	22	1176	2	1178	0	0	13	18518
Sunamganj	21845	18	21863	76	30	2720	8	2728	9	4	17	24591
Sylhet Div.	85297	75	85372	192	83	9135	22	9157	12	8	73	94529
National	1275871	4419	1280290	3694	3017	74590	959	75549	332	794	1952	1355839

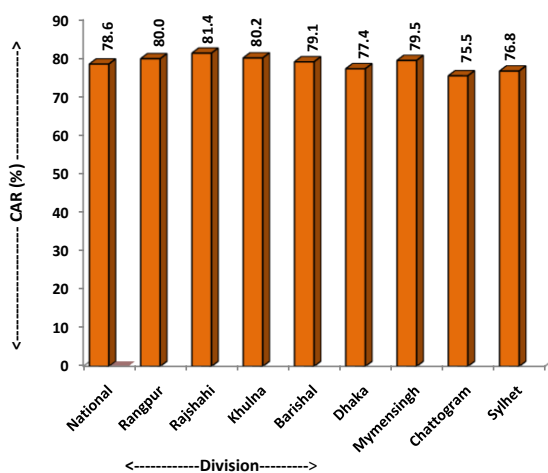
Table -12: Number of New and Total Acceptors upto the end of February,22 and March,22

Method	New Acceptors		% Change of March '22 over February,22	Total Acceptors		% Change of March '22 over February,22
	February '22	March '22		February '22	March '22	
Per.Method (Male)	1176	1113	-5.4	733701	730619	-0.4
Per.Method (Female)	6286	6145	-2.2	2083455	2083233	0.0
Per.Method (Total)	7462	7258	-2.7	2817156	2813852	-0.1
IUD	6402	6658	4.0	730871	729266	-0.2
Implant	22168	27858	25.7	1438902	1446703	0.5
Injectables	48698	50528	3.8	4216916	4217728	0.0
Oral Pill	98588	95238	-3.4	10585761	10585011	0.0
Condom	37225	36752	-1.3	2076521	2078408	0.1
Total	220543	224292	1.7	21866127	21870968	0.0

Table -13: CAR(%) by Division upto the end of January 2022 and February 2022

Division	February '22	March '22	% Change of March '22 over February,22
Rangpur	79.93	79.95	-0.02
Rajshahi	81.38	81.40	-0.02
Khulna	80.14	80.16	-0.02
Barishal	79.17	79.14	0.03
Dhaka	77.36	77.35	0.01
Mymensingh	79.51	79.51	0.00
Chattogram	75.52	75.52	0.00
Sylhet	76.83	76.76	0.07
National	78.57	78.57	0.00

Graph-1: National & Division wise CAR upto the end of March 2022



Graph-2: National & Division wise CAR upto the end of February'22 and March'22

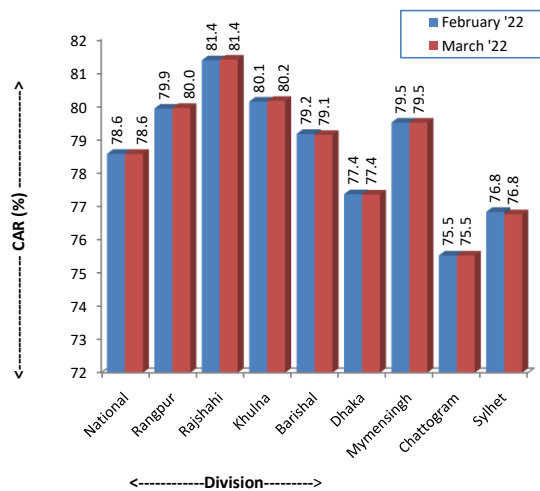


Table -14: District by Range of CAR upto the end of March 2022

Range	Sl.No.	District	CAR (%)
70% & above	1	Joipurhat	83.66
	2	Chuadanga	82.79
	3	Serajganj	82.47
	4	Bogura	82.22
	5	Natore	82.15
	6	Dinajpur	82.12
	7	Rangamati	81.88
	8	Rajshahi	81.72
	9	Bhola	81.46
	10	Nilphamari	81.31
	11	Bandarban	81.13
	12	Panchgarh	81.08
	13	Bagerhat	81.02
	14	Lalmonirhat	80.94
	15	Cox's Bazar	80.91
	16	Gaibandha	80.81
	17	Khulna	80.73
	18	Nawabganj	80.4
	19	Satkhira	80.36
	20	Jashore	80.2
	21	Patuakhali	80.12
	22	Naogaon	80
	23	Jamalpur	79.91
	24	Mymensingh	79.78
	25	Magura	79.67
	26	Kustia	79.6
	27	Netrokona	79.49
	28	Pabna	79.46
	29	Meherpur	79.35
	30	Gopalganj	79.26
	31	Thakurgaon	79.26
	32	Faridpur	79.2
	33	Pirojpur	79.16
	34	Kishoreganj	78.98
	35	Narail	78.93
	36	Madaripur	78.57
	37	Rajbari	78.53
	38	Jhenaidaha	78.43
	39	Barguna	78.4
	40	Sherpur	78.05
	41	Rangpur	77.79
	42	Tangail	77.64
	43	Khagrachhari	77.53
	44	Manikganj	77.49
	45	Habiganj	77.48
	46	Sylhet	77.24
	47	Barishal	77.24
	48	Kurigram	77.16
	49	Moulavi Bazar	77.1
	50	Jhalakati	77.07
	51	Dhaka	76.8
	52	Shariatpur	76.65
	53	Narshingdi	76.51
	54	Chandpur	76.49
	55	Noakhali	76.47
	56	Gazipur	76.43
	57	Cumilla	76.16
	58	Munshiganj	75.72
	59	Narayanganj	75.26
	60	Sunamganj	75
	61	Chattogram	74.56
	62	Feni	73.59
	63	Lakshmipur	73.04
	64	Brahmanbaria	69.97

Range	Nos of Districts CAR (%)
70% & above	63
60% - 69%	1
0%-59%	0

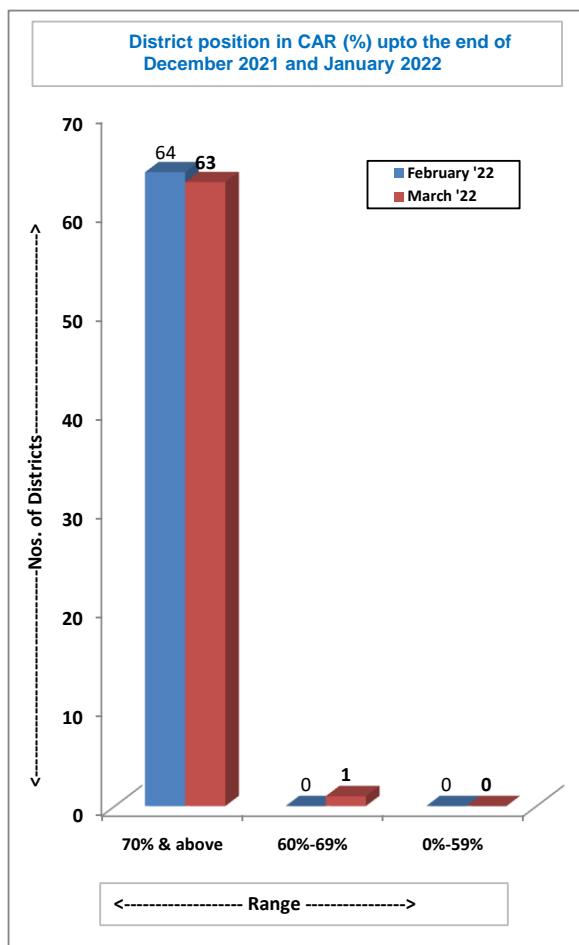


Table -15 : List of Upazila achieved CAR above 70% upto the end of March 2022

Sl. No.	Name of District	Name of Upazila	Total Couples	Total Acceptors	CAR (%)	Sl. No.	Name of District	Name of Upazila	Total Couples	Total Acceptors	CAR (%)
1	Joinurhat	Khetlal	26854	22674	84.4	77	Cox's Bazar	Moheshkhali	60404	49357	81.7
2	Joinurhat	Panchhibi	55332	46633	84.3	78	Satkhira	Debhata	27618	22552	81.7
3	Seraigani	Siraigani Sadar	125619	105750	84.2	79	Gaibandha	Palashhari	59423	48491	81.6
4	Joinurhat	Akkelnur	31451	26348	83.8	80	Bagerhat	Mongla	27722	22621	81.6
5	Rangamati	Langadu	15971	13375	83.7	81	Bandarban	Naikhonechhari	12151	9911	81.6
6	Boeura	Sariakandi	50261	42016	83.6	82	Cox's Bazar	Ramu	46880	38230	81.5
7	Chuadanga	Alamdanga	82006	68486	83.5	83	Seraigani	Tarash	47676	38877	81.5
8	Boeura	Dhunot	68661	57254	83.4	84	Bhola	Charfashion	92725	75608	81.5
9	Boeura	Kahaloo	55709	46420	83.3	85	Bagerhat	Sarankhola	20988	17103	81.5
10	Raishahi	Godagari	73730	61360	83.2	86	Faridpur	Modhukhali	46338	37741	81.4
11	Natore	Gurudashnur	53682	44669	83.2	87	Rangamati	Iurachhari	4527	3687	81.4
12	Chuadanga	Chuadanga Sadar	71350	59351	83.2	88	Boeura	Boera Sadar	95512	77770	81.4
13	Joinurhat	Joinurhat Sadar	65920	54827	83.2	89	Gaibandha	Sundareani	116184	94591	81.4
14	Chuadanga	Jiban Nagar	38574	32071	83.1	90	Gaibandha	Sadullahnur	72377	58898	81.4
15	Khulna	Batiaehata	39153	32549	83.1	91	Nawabzani	Nachol	34836	28347	81.4
16	Raishahi	Baemara	89209	74081	83	92	Jamalpur	Jamalpur Sadar	136681	111202	81.4
17	Cox's Bazar	Chakaria	86920	72180	83	93	Dinainur	Parhatinur	84310	68588	81.4
18	Joinurhat	Kalai	35548	29480	82.9	94	Bandarban	Bandarban	17187	13981	81.3
19	Rangamati	Kawkhali	11952	9907	82.9	95	Chuadanga	Damurhuda	70481	57332	81.3
20	Bagerhat	Kachua	20653	17118	82.9	96	Rangamati	Baghaichhari	12905	10492	81.3
21	Rangamati	Naniarchar	9297	7707	82.8	97	Nageon	Sapahar	40148	32640	81.3
22	Boeura	Shaihanpur	81381	67411	82.8	98	Manikzani	Ghior	35268	28661	81.3
23	Dinainur	Birgani	74551	61747	82.8	99	Natore	Bagatinara	31338	25454	81.2
24	Bagerhat	Bagerhat Sadar	55534	45961	82.8	100	Dinainur	Khanshama	44879	36418	81.1
25	Dinainur	Chirir Bandar	66521	54989	82.7	101	Bandarban	Thanchi	4508	3657	81.1
26	Seraigani	Kamarkhand	31345	25909	82.7	102	Bagerhat	Morraleani	58257	47258	81.1
27	Raishahi	Boalia (Sadar)	101833	84144	82.6	103	Dinainur	Ghoraghat	25778	20908	81.1
28	Dinainur	Bochazani	34841	28782	82.6	104	Nilohamari	Saidnur	56274	45641	81.1
29	Dinainur	Hakimpur	21658	17887	82.6	105	Jashore	Monirampur	97544	79108	81.1
30	Seraigani	Ravani	70536	58250	82.6	106	Raishahi	Baeha	43349	35132	81
31	Boeura	Sonatala	39973	33010	82.6	107	Cox's Bazar	Pekua	33816	27405	81
32	Bhola	Monnura	15444	12743	82.5	108	Nawabzani	Bholahat	25651	20784	81
33	Dinainur	Birol	55945	46156	82.5	109	Gaibandha	Gobindaeani	112079	90793	81
34	Bagerhat	Fakirhat	30679	25303	82.5	110	Patuakhali	Dashmina	28438	23037	81
35	Seraigani	Shazadpur	116075	95727	82.5	111	Boeura	Nandigram	43736	35420	81
36	Mvmensingh	Mvmensingh	146079	120454	82.5	112	Panchearh	Debieani	56276	45571	81
37	Rangamati	Rangamati Sadar	20220	16669	82.4	113	Satkhira	Kaligani	68511	55476	81
38	Bandarban	Alikadam	10457	8618	82.4	114	Kishoregani	Nikli	27226	22449	81
39	Dinainur	Biramnur	35880	29564	82.4	115	Ihenaidaha	Kotchandpur	32275	26127	81
40	Khulna	Dieholia	94516	77842	82.4	116	Pabna	Chatmohor	75431	61037	80.9
41	Nilohamari	Nilohamari Sadar	105000	86454	82.3	117	Manikzani	Saturia	40121	32464	80.9
42	Seraigani	Jullahnara	125192	103057	82.3	118	Netrokona	Netrokona	70892	57349	80.9
43	Bhola	Jalmohan	64569	53143	82.3	119	Mazura	Mazura Sadar	81946	66270	80.9
44	Dinainur	Dinainur Sadar	102646	84473	82.3	120	Raishahi	Puthiva	50371	40730	80.9
45	Bhola	Bhola Sadar	87974	72388	82.3	121	Nageon	Nageon Sadar	63230	51121	80.8
46	Boeura	Gahtali	75297	61949	82.3	122	Panchearh	Panchearh	64353	52012	80.8
47	Natore	Sinera	87085	71596	82.2	123	Jashore	Keshobpur	60032	48517	80.8
48	Seraigani	Belkuchi	72179	59326	82.2	124	Kustia	Khoksa	30631	24755	80.8
49	Bhola	Daulatkhali	34978	28749	82.2	125	Bandarban	Ruma	5083	4107	80.8
50	Panchearh	Boda	58726	48265	82.2	126	Nawabzani	Gomostanur	67072	54189	80.8
51	Nageon	Manda	92689	76145	82.2	127	Kustia	Bheramara	48136	38885	80.8
52	Nageon	Niamatpur	59312	48713	82.1	128	Gazipur	Gazipur Sadar	98440	79515	80.8
53	Natore	Natore Sadar	106464	87395	82.1	129	Patuakhali	Golachina	82656	66758	80.8
54	Gaibandha	Fulchhari	37075	30433	82.1	130	Kishoregani	Kishoregani	74148	59885	80.8
55	Cox's Bazar	Teknaf	53504	43900	82	131	Raishahi	Dureanur	45183	36490	80.8
56	Natore	Jalnur	68546	56228	82	132	Mehepur	Muihnagar	22710	18338	80.7
57	Rangamati	Raisthali	4690	3847	82	133	Boeura	Adamdiehi	45869	37031	80.7
58	Pabna	Santhia	90885	74501	82	134	Seraigani	Choubali	22676	18306	80.7
59	Nilohamari	Domar	58582	48005	81.9	135	Seraigani	Kazipur	58644	47332	80.7
60	Raishahi	Tanore	46861	38390	81.9	136	Faridpur	Naarkanda	39015	31472	80.7
61	Dinainur	Kaharole	36005	29493	81.9	137	Ranapur	Gangachara	69540	56072	80.6
62	Boeura	Shihzani	91530	74972	81.9	138	Nageon	Porsa	30997	24990	80.6
63	Natore	Baraieram	69862	57215	81.9	139	Kurigram	Fulhari	42459	34230	80.6
64	Boeura	Dunchanchia	44295	36276	81.9	140	Pabna	Ishwardi	74040	59690	80.6
65	Dinainur	Fulhari	37524	30723	81.9	141	Bandarban	Lama	19724	15901	80.6
66	Jalmonirhat	Hatibandha	52397	42876	81.8	142	Khulna	Dacone	32083	25863	80.6
67	Jalmonirhat	Aditmari	49791	40734	81.8	143	Jashore	Abhnagar	56344	45402	80.6
68	Raishahi	Poha	78105	63885	81.8	144	Netrokona	Kalmakanda	52187	42046	80.6
69	Khulna	Dumuria	65842	53848	81.8	145	Patuakhali	Dumki	13471	10851	80.6
70	Dinainur	Nawabzani	51646	42236	81.8	146	Bhola	Taiumuddin	25115	20225	80.5
71	Nilohamari	Dimla	64256	52528	81.7	147	Patuakhali	Mirzaeani	24690	19881	80.5
72	Satkhira	Asasuni	57602	47088	81.7	148	Panchearh	Tentulia	29924	24094	80.5
73	Rangamati	Belaichhari	4902	4007	81.7	149	Ihenaidaha	Harinakunda	44159	35538	80.5
74	Jashore	Baghernara	48859	39938	81.7	150	Khulna	Runsha	38783	31209	80.5
75	Boeura	Sherpur	85763	70099	81.7	151	Netrokona	Barhatta	34845	28039	80.5
76	Jalmonirhat	Pateram	49164	40176	81.7	152	Nawabzani	Chanai	121548	97766	80.4
153	Kurigram	Chilmari	32092	25799	80.4	231	Thakurgaon	Harinur	31787	25235	79.4
154	Faridpur	Faridpur Sadar	98188	78922	80.4	232	Cumilla	Dehidwar	94282	74835	79.4
155	Gopaleani	Muksudpur	57178	45944	80.4	233	Mvmensingh	Haluaghat	68027	53995	79.4
156	Manikzani	Shibalava	35549	28564	80.4	234	Habiganj	Azmirigani	21349	16943	79.4
157	Habiganj	Habiganj Sadar	65102	52268	80.3	235	Shariatpur	Janiira	33545	26619	79.4
158	Thakurgaon	Ranisankail	50302	40384	80.3	236	Ihalakati	Raianur	24870	19734	79.3

Sl. No.	Name of District	Name of Upazila	Total Couples	Total Acceptors	CAR (%)	Sl. No.	Name of District	Name of Upazila	Total Couples	Total Acceptors	CAR (%)
159	Jalmonirhat	Jalmonirhat Sadar	78710	63180	80.3	237	Khulna	Khulna Sadar	75698	60065	79.3
160	Jamalnur	Dewangan	60272	48369	80.3	238	Sunamganj	Dharmanasa	45151	35812	79.3
161	Kustia	Daulatnour	110808	88917	80.2	239	Gonaleani	Kasiani	44587	35360	79.3
162	Madarinur	Madarinur Sadar	73421	58903	80.2	240	Kurigram	Char Raihnur	24430	19372	79.3
163	Nilohamari	Jaldhaka	79056	63421	80.2	241	Bandarban	Rowangchhari	5582	4426	79.3
164	Pabna	Atehorta	36347	29158	80.2	242	Faridnour	Alhadana	21419	16983	79.3
165	Rangamati	Barkal	7533	6043	80.2	243	Kishoregani	Mithamoin	24582	19490	79.3
166	Kishoregani	Tarail	31550	25302	80.2	244	Piroinur	Nazirnour	33375	26453	79.3
167	Piroinur	Rhandaria	25172	20185	80.2	245	Netrokona	Atpara	26461	20964	79.2
168	Panchagarh	Atowari	29880	23960	80.2	246	Cumilla	Brahmannara	43021	34077	79.2
169	Madarinur	Shibchar	59139	47415	80.2	247	Pabna	Bhanganora	29956	23726	79.2
170	Gonaleani	Gonaleani Sadar	58791	47113	80.1	248	Jhenaidaha	Moheshnour	72947	57776	79.2
171	Piroinur	Jindurkani	16295	13055	80.1	249	Kurigram	Raiarhat	48021	38030	79.2
172	Cumilla	Choudraeram	88618	70996	80.1	250	Kustia	Kushtia Sadar	115553	91510	79.2
173	Piroinur	Piroinur Sadar	28714	23004	80.1	251	Kustia	Kumarkhali	73064	57819	79.1
174	Satkhira	Shyamnagar	75887	60792	80.1	252	Raihari	Panasha	58247	46090	79.1
175	Jashore	Jessore Sadar	153396	122873	80.1	253	Netrokona	Modan	27818	22011	79.1
176	Naogaon	Patnitola	55258	44262	80.1	254	Barishal	Uzirnour	48799	38612	79.1
177	Tangail	Modhunur	114079	91375	80.1	255	Barishal	Gournadi	37604	29742	79.1
178	Mymensingh	Gaurinur	64423	51591	80.1	256	Patuakhali	Patuakhali	72151	57062	79.1
179	Jashore	Sarsa	80760	64672	80.1	257	Jashore	Jhikarehachha	70933	56082	79.1
180	Khulna	Fultala	28360	22710	80.1	258	Noakhali	Chatkhil	45649	36091	79.1
181	Jamalnur	Sharishabari	67744	54241	80.1	259	Khulna	Kovra	41724	32976	79.1
182	Patuakhali	Kalanara	53634	42939	80.1	260	Naogaon	Badaleachhi	49479	39105	79.1
183	Baruana	Pathareghata	35199	28176	80.2	261	Baruana	Amtali	66606	52628	79.1
184	Meherpur	Meherpur Sadar	62349	49897	80.2	262	Netrokona	Dureanur	46879	37006	78.9
185	Khulna	Paikachha	59226	47383	80.2	263	Tangail	Bhuanur	44474	35106	78.9
186	Mymensingh	Muktachha	90646	72486	80.2	264	Manikganj	Daulatnour	35530	28027	78.9
187	Baruana	Bmna	15182	12140	80.2	265	Kishoregani	Bazitnour	46258	36489	78.9
188	Gaibandha	Gaibandha Sadar	104447	83518	80.2	266	Kishoregani	Itna	33187	26175	78.9
189	Sherpur	Srihordi	58213	46544	80.2	267	Sunamganj	Chhatak	56230	44346	78.9
190	Nilohamari	Kishoregani	54741	43757	79.9	268	Bagerhat	Rampal	34761	27407	78.8
191	Sherpur	Jhenaidaha	38055	30417	79.9	269	Mymensingh	Nandail	84809	66848	78.8
192	Mymensingh	Ishwardi	83342	66597	79.9	270	Khagrachhari	Manikchhari	12307	9700	78.8
193	Kishoregani	Austaeram	30087	24041	79.9	271	Faridnour	Sadar	35091	27646	78.8
194	Raihari	Kalukhali	34221	27342	79.9	272	Sulhet	Sulhet Sadar	164728	129774	78.8
195	Patuakhali	Bauhal	65292	52561	79.9	273	Piroinur	Kawkhali	12614	9937	78.8
196	Rangpur	Taragan	36546	29196	79.9	274	Raihari	Raihari Sadar	73026	57488	78.7
197	Mymensingh	Trisal	93826	74939	79.9	275	Raishahi	Mohannur	41171	32397	78.7
198	Pabna	Bera	59151	47228	79.8	276	Sulhet	Jakieani	37785	29715	78.6
199	Habiganj	Baniachhona	59694	47654	79.8	277	Maera	Mohammadnour	34683	34343	78.6
200	Jamalnur	Melandaha	63623	50789	79.8	278	Gazipur	Sreenur	103805	81584	78.6
201	Chattogram	Banskhali	75729	60452	79.8	279	Jhalakati	Kathalia	21959	17253	78.6
202	Nawabganj	Shibeani	133810	106787	79.8	280	Pabna	Faridnour	28403	22314	78.6
203	Naogaon	Mohadehnur	70105	55946	79.8	281	Bhola	Borhanuddin	51863	40735	78.5
204	Raishahi	Charehat	49791	39734	79.8	282	Dhaka	Tejgaon	150117	117905	78.5
205	Rangpur	Pirgan	97252	77577	79.8	283	Tangail	Tangail Sadar	121995	95802	78.5
206	Satkhira	Kolaroa	52901	42186	79.7	284	Kustia	Mirpur	79031	62055	78.5
207	Faridnour	Saltha	35302	28151	79.7	285	Mymensingh	Gafargaon	88592	69521	78.5
208	Thakurgaon	Thakurgaon Sadar	132055	105294	79.7	286	Jamalnur	Madareani	54486	42755	78.5
209	Magura	Shalikha	32343	25784	79.7	287	Kishoregani	Hossainnour	39313	30836	78.4
210	Sherpur	Nalitabari	58354	46518	79.7	288	Gaibandha	Shaahata	57236	44869	78.4
211	Satkhira	Satkhira Sadar	95739	76314	79.7	289	Faridnour	Bhanga	56720	44461	78.4
212	Narail	Kalia	45732	36449	79.7	290	Meherpur	Gagni	77511	60757	78.4
213	Tangail	Gopalnour	58383	46532	79.7	291	Mymensingh	Phulnour	126625	99237	78.4
214	Satkhira	Tala	64035	51036	79.7	292	Faridnour	Char	13272	10398	78.3
215	Mymensingh	Dhubaura	41733	33245	79.7	293	Rangpur	Rangpur Sadar	139420	109228	78.3
216	Khagrachhari	Matirana	21803	17367	79.7	294	Thakurgaon	Pirgan	49916	39083	78.3
217	Mymensingh	Bhaluka	91643	72991	79.6	295	Netrokona	Mohanganj	31935	24995	78.3
218	Dhaka	Savar	151207	120426	79.6	296	Magura	Srinur	37800	29572	78.2
219	Khagrachhari	Lakshmichhari	5730	4562	79.6	297	Sulhet	Golangani	49405	38641	78.2
220	Habiganj	Lakhai	29815	23734	79.6	298	Netrokona	Purhadhala	56846	44432	78.2
221	Cox's Bazar	Cox's Bazar Sadar	85060	67694	79.6	299	Khulna	Terokhada	26586	20774	78.1
222	Kishoregani	Bhariah	61298	48779	79.6	300	Jhenaidaha	Jhenaidaha	100447	78479	78.1
223	Narail	Lohagara	48806	38824	79.5	301	Jamalnur	Islamnur	68769	53709	78.1
224	Kishoregani	Katiadi	61675	49058	79.5	302	Chandnour	Farideani	84656	66112	78.1
225	Jalmonirhat	Kalieani	54155	43074	79.5	303	Tangail	Kalibati	91137	71157	78.1
226	Netrokona	Kendua	59770	47525	79.5	304	Jashore	Chowachha	53266	41571	78.1
227	Mymensingh	Fulbaria	88314	70212	79.5	305	Rangamati	Kantai	10530	8218	78.1
228	Piroinur	Nesarabad	41879	33259	79.4	306	Naogaon	Rani Nagar	43294	33779	78.1
229	Bagerhat	Chitalmari	28802	22869	79.4	307	Munshiganj	Toneibari	39183	30569	78.1
230	Jamalnur	Bakshieani	42469	33716	79.4	308	Cox's Bazar	Ukhiva	45473	35465	78.1
231	Noakhali	Hatva	77806	60639	77.9	309	Feni	Feni Sadar	94897	72589	76.5
232	Chandnour	Chandnour Sadar	74583	58111	77.9	310	Cumilla	Barura	91732	70134	76.5
233	Narail	Narail Sadar	62720	48855	77.9	311	Shariatnour	Naria	41949	32026	76.3
234	Khagrachhari	Panchhari	12085	9411	77.9	312	Dhaka	Keraniganj	144721	110422	76.3
235	Naogaon	Atrai	46832	36467	77.9	313	Pabna	Suianagar	63737	48594	76.2
236	Khagrachhari	Guimara	9320	7255	77.8	314	Moulavi Bazar	Komoleani	47833	36468	76.2
237	Barishal	Bakerganj	65186	50735	77.8	315	Cumilla	Titash	38737	29525	76.2
238	Moulavi Bazar	Kulaura	62687	48787	77.8	316	Feni	Parshuram	20641	15721	76.2
239	Khagrachhari	Diephinala	16861	13121	77.8	317	Jhalakati	Nalchhiti	34573	26313	76.1
240	Bagerhat	Mollahat	27497	21390	77.8	318	Noakhali	Subarna Char	54734	41634	76.1
241	Shariatnour	Goshairhat	30779	23943	77.8	319	Chandnour	Haimchar	18445	14027	76.1
242	Pabna	Pabna Sadar	138277	107512	77.8	320	Barishal	Barisal Sadar	85071	64644	76.1

Sl. No.	Name of District	Name of Upazila	Total Couples	Total Acceptors	CAR (%)	Sl. No.	Name of District	Name of Upazila	Total Couples	Total Acceptors	CAR (%)
321	Hahigani	Nahigani	60364	46886	77.7	399	Cumilla	Laksham	53850	40907	76
322	Thakurgaon	Baliadangi	43295	33610	77.6	400	Cumilla	Muradnagar	105490	80057	75.9
323	Jhenaidaha	Kaligani	64041	49703	77.6	401	Sherpur	Nakla	45305	34378	75.9
324	Narshingdi	Narshinedi Sadar	126650	98291	77.6	402	Narshinedi	Monohordi	58329	44253	75.9
325	Raihari	Goalunda Ghat	26486	20553	77.6	403	Barishal	Hizla	25754	19535	75.9
326	Cox's Bazar	Kutubdia	24755	19207	77.6	404	Cumilla	Monohareoni	51931	39378	75.8
327	Gopaleani	Kotalipara	44606	34607	77.6	405	Brahmanbaria	Ashugani	29479	22339	75.8
328	Piroinur	Mathbaria	49596	38470	77.6	406	Cumilla	Lalmai	38399	29096	75.8
329	Svlhet	Kanaighat	49037	38028	77.5	407	Kishoregani	Pakundia	49036	37153	75.8
330	Moulavi Bazar	Barlekha	44449	34455	77.5	408	Noakhali	Companigani	51501	39014	75.8
331	Kishoregani	Kuliarchar	36347	28173	77.5	409	Naravangani	Naravangani	199565	151178	75.8
332	Munshigani	Gazaria	31894	24721	77.5	410	Taneail	Shakhinur	69276	52472	75.7
333	Noakhali	Kabirhat	38256	29641	77.5	411	Sunamegani	Sadar (South)	29941	22668	75.7
334	Netrokona	Khaliaihuri	17406	13479	77.4	412	Narshinedi	Palash	42193	31929	75.7
335	Svlhet	Gowainghat	55613	43049	77.4	413	Svlhet	Jaintapur	31435	23786	75.7
336	Chattoeram	Panchlaish	32802	25386	77.4	414	Cumilla	Meehna	23240	17575	75.6
337	Kishoregani	Karimegani	55993	43317	77.4	415	Noakhali	Sudharam	91828	69417	75.6
338	Taneail	Ghatail	102289	79120	77.3	416	Chandour	Sharasti	49709	37570	75.6
339	Madaripur	Kalkini	55968	43281	77.3	417	Chattoeram	Sitakunda	79955	60457	75.6
340	Khaerachhari	Khaerachhari	19944	15414	77.3	418	Hahigani	Bahulal	36550	27615	75.6
341	Gopaleani	Tunginara	20263	15655	77.3	419	Chattoeram	Hathazari	74234	56083	75.5
342	Ranepur	Pirachha	51655	39893	77.2	420	Jhalakati	Jhalakati Sadar	36202	27342	75.5
343	Dhaka	Mirpur	85999	66396	77.2	421	Madaripur	Raioir	48470	36606	75.5
344	Hahigani	Chunarughat	63302	48868	77.2	422	Cumilla	Chandina	79185	59796	75.5
345	Moulavi Bazar	Rainagar	42237	32606	77.2	423	Svlhet	Companigani	28714	21680	75.5
346	Cumilla	Adarsho Sadar	114332	88245	77.2	424	Chattoeram	Rawzan	65001	49042	75.4
347	Narshingdi	Rainura	114709	88527	77.2	425	Shariatnour	Palone (Sadar)	42783	32267	75.4
348	Barishal	Agailihara	28838	22255	77.2	426	Ranepur	Mithanukur	98965	74574	75.4
349	Manikegani	Manikegani Sadar	66547	51347	77.2	427	Noagaon	Dhamoirhat	44887	33822	75.3
350	Chattoeram	Boalkhali	47542	36681	77.2	428	Taneail	Delduar	48047	36190	75.3
351	Gazipur	Kaliakair	61392	47366	77.2	429	Svlhet	Biswanath	31732	23889	75.3
352	Moulavi Bazar	Moulavi Bazar	55589	42855	77.1	430	Gazipur	Kaligani	56389	42399	75.2
353	Narshinedi	Belahoo	42341	32630	77.1	431	Kurigram	Illinur	106989	80440	75.2
354	Chandour	Haiigani	64726	49878	77.1	432	Shariatnour	Rhedaregani	45589	34244	75.1
355	Baruana	Betagi	23728	18283	77.1	433	Noakhali	Beumeani	114829	86200	75.1
356	Kurigram	Rhurungamari	67007	51620	77	434	Faridnour	Boalmari	54788	41122	75.1
357	Shariatnour	Damodddva	23769	18310	77	435	Feni	Sonaeazi	55544	41683	75
358	Lakshminur	Ramegani	61572	47427	77	436	Munshigani	Lohaijone	31080	23321	75
359	Raihari	Baliakandi	46127	35519	77	437	Cumilla	Comilla Sadar	48734	36527	75
360	Barishal	Babugani	26712	20567	77	438	Naravangani	Rungani	97779	73287	75
361	Noakhali	Senbag	55705	42880	77	439	Chandour	Matlab (South)	43939	32908	74.9
362	Gazipur	Tongi	29872	22990	77	440	Kurigram	Roumari	45877	34333	74.8
363	Ranepur	Kaunia	48264	37120	76.9	441	Svlhet	Biani Bazar	34437	25760	74.8
364	Moulavi Bazar	Sreemongal	65391	50275	76.9	442	Brahmanbaria	Kashba	66782	49942	74.8
365	Barishal	Mehendigani	51212	39373	76.9	443	Lakshminur	Kamalnagar	34566	25822	74.7
366	Baruana	Baruana Sadar	59434	45686	76.9	444	Feni	Fulgazi	25003	18678	74.7
367	Sunamegani	Sulla	20350	15636	76.8	445	Brahmanbaria	Brahmanbaria	81030	60456	74.6
368	Sunamegani	Jamalegani	30556	23467	76.8	446	Chattoeram	Ranegani	76321	56907	74.6
369	Tangail	Mirzapur	96299	73950	76.8	447	Munshigani	Munshigani	82933	61807	74.5
370	Tangail	Basail	39652	30449	76.8	448	Naravangani	Sonaregan	90329	67270	74.5
371	Barishal	Banarinara	29560	22695	76.8	449	Chattoeram	Anwara	48551	36104	74.4
372	Lakshminur	Ramegani	35601	27331	76.8	450	Taneail	Naearnur	67521	50195	74.3
373	Kurigram	Kurigram Sadar	73768	56629	76.8	451	Ranepur	Badaregani	67722	50340	74.3
374	Kurigram	Nageswari	103732	79601	76.7	452	Munshigani	Srinagar	59447	44158	74.3
375	Munshigani	Seraidikhan	59928	45977	76.7	453	Sunamegani	Jogonnathnour	35150	26093	74.2
376	Barishal	Muladi	31449	24124	76.7	454	Brahmanbaria	Akhaura	31327	23250	74.2
377	Chattoeram	Doublemooring	45298	34743	76.7	455	Naravangani	Araihazar	86100	63833	74.1
378	Naravangani	Bandar	67820	52009	76.7	456	Brahmanbaria	Biloy Nagar	52957	39258	74.1
379	Jhenaidaha	Sailkua	81939	62817	76.7	457	Chattoeram	Sandwin	60991	45212	74.1
380	Sherpur	Sherpur Sadar	125677	96287	76.6	458	Svlhet	Fenchuegani	19025	14103	74.1
381	Dhaka	Dhamrai	91124	69792	76.6	459	Manikegani	Hariramnour	32604	24154	74.1
382	Svlhet	Balagani	50422	38610	76.6	460	Cumilla	Burichone	69726	51583	74
383	Moulavi Bazar	Juri	26412	20222	76.6	461	Sunamegani	Tahirnour	38169	28207	73.9
384	Svlhet	South Shurma	56466	43230	76.6	462	Chattoeram	Mirsharai	86511	63848	73.8
385	Chandour	Kachua	84168	64426	76.5	463	Narshinedi	Shibnour	59635	43977	73.7
386	Noakhali	Sonamuri	67167	51393	76.5	464	Chandour	Matlab (North)	58810	43367	73.7
465	Cumilla	Homna	41806	30805	73.7	477	Chattoeram	Faticchhari	109294	79196	72.5
466	Sunamegani	Dherai	34628	25488	73.6	478	Hahigani	Madhabnour	66193	47806	72.2
467	Chattoeram	Karnanohuli	27698	20307	73.3	479	Sunamegani	Bishwamvarnour	29059	20975	72.2
468	Khaerachhari	Mahalchhari	8241	6028	73.1	480	Chattoeram	Lohagora	51485	37160	72.2
469	Manikegani	Singair	65277	47708	73.1	481	Sunamegani	Dowara Bazar	38753	27919	72
470	Cumilla	Dauidkandi	74959	54749	73	482	Dhaka	Nawabgani	71911	51511	71.6
471	Cumilla	Nanolkot	77606	56648	73	483	Dhaka	Dohar	48720	34804	71.4
472	Khaerachhari	Ramearh	9631	7017	72.9	484	Chattoeram	Chandanaish	45740	32562	71.2
473	Lakshminur	Rainur	59893	43554	72.7	485	Feni	Dagonbhuiyan	55109	38939	70.7
474	Chattoeram	Patiya	70809	51447	72.7						
475	Chattoeram	Satkania	72933	52930	72.6						
476	Brahmanbaria	Nasirnagar	57921	42005	72.5						

Sl. No.	Name of District	Name of Upazila	Total Couples	Total Acceptors	CAR (%)	Sl. No.	Name of District	Name of Upazila	Total Couples	Total Acceptors	CAR (%)
---------	------------------	-----------------	---------------	-----------------	---------	---------	------------------	-----------------	---------------	-----------------	---------

Table-16: List of Upazila achieved CAR 50-70% up to the end of March 2022

Sl. No.	Name of District	Name of Upazila	Total Couples	Total Acceptors	CAR (%)
1	Brahmanbaria	Nabinagar	101082	71092	70.3
2	Lakshmipur	Lakshmipur Sadar	140560	98501	70.1
3	Sunamganj	Sunamganj Sadar	41918	29330	70.0
4	Brahmanbaria	Sarail	57978	40332	69.6
5	Gazipur	Kapasias	72747	49184	67.6
6	Feni	Chhagalnaiya	35798	23583	65.9
7	Brahmanbaria	Bancharampur	66424	32622	49.1

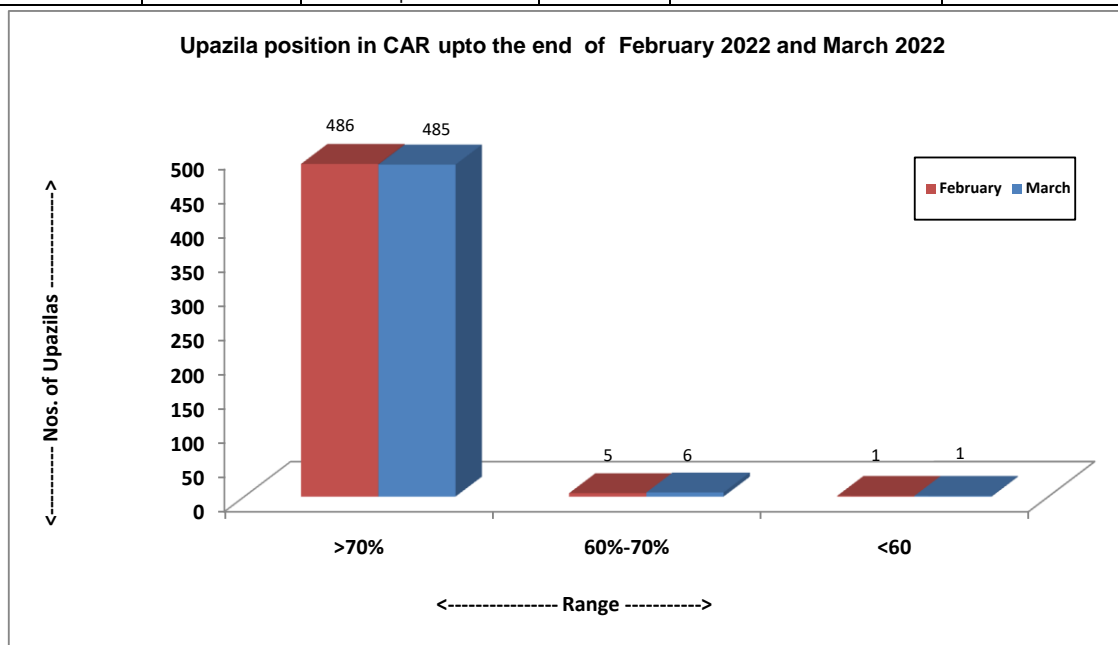


Table -17: Method wise Dropout and Switch Over by Division upto the end of March 2022

Division	Number of Acceptors dropped out and Switch Over									
	Oral Pill		Condom		Injectable		IUD		Implant	
	No Method	Switch Over	No Method	Switch Over	No Method	Switch Over	No Method	Switch Over	No Method	Switch Over
Rangpur	5967	4511	1510	1007	2942	2632	399	322	1178	1234
Rajshahi	7271	5856	3476	2776	3429	3011	532	264	1562	1249
Khulna	5322	4289	3013	1604	2693	2335	371	222	893	781
Barisal	3641	2964	1062	728	2193	1728	485	197	810	549
Dhaka	12667	6484	4193	2815	4498	3903	938	536	2482	1412
Mymensingh	5862	2752	1069	727	1801	1253	257	129	1078	655
Chattogram	9211	5673	3565	1777	6354	3377	1298	542	2819	1518
Sylhet	5544	2792	2098	898	2567	1240	342	167	698	453
National	55485	35321	19986	12332	26477	19479	4622	2379	11520	7851

Table -18: Contraceptive Acceptors and Acceptance Rate by Division upto the end of February 2022 and March 2022

Division	Month	Total Eligible Couple	Total Number of Acceptors							CAR (%)
			Permanent Method	IUD	Implant	Injectable	Oral Pill	Condom	Total	
Rangpur	Feb-22	3631677	433568	66272	189523	622237	1422745	168599	2902944	79.93
	Mar-22	3633384	433692	66128	190485	622260	1423363	169037	2904965	79.95
Rajshahi	Feb-22	4273071	477090	97167	193486	615397	1680397	413974	3477511	81.38
	Mar-22	4274989	476631	96518	194279	615821	1681897	414501	3479647	81.4
Khulna	Feb-22	3501722	412821	79119	160843	558868	1277503	317026	2806180	80.14
	Mar-22	3501333	411821	79019	161865	559106	1276982	317773	2806566	80.16
Barisal	Feb-22	1669017	136504	49740	106622	341170	603192	84066	1321294	79.17
	Mar-22	1669083	136028	49620	107136	340583	603458	84055	1320880	79.14
Dhaka	Feb-22	5507367	538049	155445	267442	706409	2095200	497688	4260233	77.36
	Mar-22	5510684	537793	155294	268676	706585	2096154	498130	4262632	77.35
Mymensingh	Feb-22	2311617	193123	51713	128306	328802	1015251	120884	1838079	79.51
	Mar-22	2312746	193131	51675	129325	329158	1014865	120733	1838887	79.51
Chattogram	Feb-22	5177580	423956	183365	289944	800711	1866394	345654	3910024	75.52
	Mar-22	5177210	423496	183312	292064	801072	1864570	345229	3909743	75.52
Sylhet	Feb-22	1756838	202045	48050	102736	243322	625079	128630	1349862	76.83
	Mar-22	1755671	201260	47700	102873	243143	623722	128950	1347648	76.76
National	Feb-22	27828889	2817156	730871	1438902	4216916	10585761	2076521	21866127	78.57
	Mar-22	27835100	2813852	729266	1446703	4217728	10585011	2078408	21870968	78.57

Table -19: Status of Contraceptive Method-Mix based on CAR at the end of the Month of March 2022

Method	Rangpur	Rajshahi	Khulna	Barishal	Dhaka	Mymensingh	Chattogram	Sylhet	National
Permanent Method	14.94	13.72	14.71	10.33	12.63	10.51	10.84	14.97	12.88
I U D	2.28	2.79	2.82	3.76	3.65	2.81	4.69	3.56	3.34
Implant	6.53	5.56	5.73	8.07	6.28	6.98	7.42	7.61	6.58
Injectables	21.43	17.7	19.92	25.82	16.58	17.89	20.48	18.03	19.29
Oral Pill	49.01	48.32	45.52	45.65	49.18	55.23	47.73	46.31	48.41
Condom	5.81	11.9	11.3	6.36	11.68	6.58	8.84	9.53	9.5
Total	100.0	100.0	100.0	100.0	100.0	100.0	100.0	100.0	100.0

Table -20: Performance by type of MCH services for the month of February 2022 and March 2022

Services		Performance		% Change of March '22 over February,22
		February '2022	March '2022	
Number of Pregnant Women		905142	905505	0.04
No. of High Risk Pregnant Mother Referred		5145	5018	-2.53
Treatment, Adviced & Referred Infertile Couple		100815	104478	3.51
Treatment of RTI/STI		4338	5613	22.72
Antenatal Care	1 st visit (within 4 Month)	143346	161627	11.31
	2 nd visit (within 6 Month)	108236	113731	4.83
	3 rd visit (within 8 Month)	86780	93979	7.66
	4 th visit (in 9 th month)	74922	78696	4.8
Delivery conducted in MCWC, UHC, UH&FWC & NGO Clinics	Normal	45357	46891	3.27
	C-Section	41100	42517	3.33
	Total Delivery	86457	89408	3.3
Postnatal Care	PNC-1 (within 24 Hour)	36725	38285	4.07
	PNC-2 (within 2- 3 day)	33388	34672	3.70
	PNC-3 (within 7 -14 day)	35538	36131	1.64
	PNC-4 (within 42-48 day)	45603	44721	-1.97
TT for Women (15 - 49 Yrs.)	1 st dose	100815	104478	3.51
	2 nd dose	100940	104128	3.06
	3 rd dose	103519	102383	-1.11
	4 th dose	93488	95963	2.58
	5 th dose	94258	96685	2.51
Immunization	BCG (Vaccine)	139968	132120	-5.61
	PCV 1	148811	139878	-6.00
	PCV 2	142227	139042	-2.24
	PCV 3	139519	135098	-3.17
	MR Vaccine 1st Dose	123188	118770	-3.59
	MR Vaccine 2nd Dose	120344	117985	-1.96
Number of ECP acceptors		10617	10853	2.17
Number of MR done (Both Govt. & NGOs)		1640	1650	0.61
Total Live Births		106734	107152	0.00
Still Births		171	186	8.06
Death	Neonatal Deaths (0 - 28 day)	244	278	12.23
	Infant Death (29 days -<1 Yr.)	101	85	-18.82
	Child Death (1 - <5Yrs.)	9	11	18.18
	Maternal Deaths	54	48	-12.50
	Other Death	31171	25870	-20.49
	Total Death	31573	26292	-20.09
No. of Health Education in UH&FWC		7619	5964	-21.72

Table -21: Performance by type of Nutrition services for the month of February 2022 and March 2022

Services	Performance February,2022	Performance March,2022	% Change of March,2022 over February,2022
Counseling on IYCF, IFA, Vitamin-A and Hand washinh	667769	693736	3.74
Received IFA & Calcium Tablet (0-23 months child mother)	145716	147125	0.96
Exclusive Breast feeding up to 6 months	164254	169065	2.85
No. of children (6-23Month) feeding complementary foods	181892	187369	2.92
Feeding Tablet Vitamin A (6-59months Child)	2245	3309	32.15
Received Tablet anti-helminthics (24-59months Child)	43694	49983	12.58
Feeding Zink pill with ORS suffering form diarrhoea	4844	4389	-10.37
Identifying Suffering from MAM	7692	9079	15.28
Suffering from SAM & Referred	1503	1663	9.62
Identifying Child Stunting	2239	3532	36.61
Identifying Child Wasting	3012	2977	-1.18
Identifying Child Under weight	3371	3432	1.78

Annex - A: Summary of the Couples and Acceptors by Month Since March 2022

Indicators		October.'21	November.'21	December.'21	January.'22	February.'22	March.'22
Number of Total Couples		27773165	27779305	27813853	27818782	27828889	27835100
Number of Total Acceptors		21817013	21820985	21888673	21879736	21866127	21870968
CAR (Contraceptive Acceptance Rate)		78.55	78.55	78.7	78.65	78.57	78.57
Method Specific Acceptors(Cumilative) by Month Since March 2022							
Indicators		October.'21	November.'21	December.'21	January.'22	February.'22	March.'22
Permanent Method (Male)Total		737045	736655	737964	735140	733701	730619
Permanent Method (Female) Total		2090020	2091335	2093264	2091433	2083455	2083233
Permanent Method (Total)		2827065	2827990	2831228	2826573	2817156	2813852
IUD (Users)Total		731011	729904	736084	733251	730871	729266
Implant (Users) Total		1408159	1413221	1435675	1437929	1438902	1446703
Injectable (Acceptors) Total		4220802	4220669	4228845	4222803	4216916	4217728
Oral Pill (Acceptors) Total		10567576	10565131	10583809	10584593	10585761	10585011
Condom (Acceptors) Total		2062400	2064070	2073032	2074587	2076521	2078408
Reporting Status	Number of Districts reported	64	64	64	64	64	64
	Number of Upazilas reported	489	490	490	490	491	491
Method Specific Absolute Performance by Month Since March 2022							
Indicators		October.'21	November.'21	December.'21	January.'22	February.'22	March.'22
Permanent Method (Male, Cases)		2336	2306	2744	2080	1964	2264
Permanent Method (Female, Cases)		6950	6666	9561	5715	5577	6411
Permanent Method (Total, Cases)		9286	8972	12305	7795	7541	8675
I U D (in cases)		11861	11036	24235	10277	10326	11701
Implant (Cases)		31467	29775	60453	26537	27249	38181
Injectables (Doses)		782039	759604	783339	773379	741611	796195
Oral Pill (Cycles)		4722542	4691478	4633437	4531477	5076097	4734084
Condom (Pieces)		7827713	7856133	7875426	7754289	7542731	7784371
Performance by types of MCH services by month since March 2022							
Services		October.'21	November.'21	December.'21	January.'22	February.'22	March.'22
Number of Pregnant Women		933774	922700	907694	906242	905142	905505
No. of High Risk Pregnant Mother Referred		5430	5397	5107	5379	5145	5018
Antenatal Care	1 st visit (within 4 Month)	167983	159348	152682	154055	143346	161627
	2 nd visit (within 6 Month)	124811	119750	118637	114456	108236	113731
	3 rd visit (within 8 Month)	97300	96086	94202	92790	86780	93979
	4 th visit (in 9 th month) (including MCHTI, MFSTC & FWVTI-Raj)	83978	82657	83409	78837	74922	78696

Services		October.'21	November.'21	December.'21	January.'22	February.'22	March.'22
Institutional Delivery(MCWC, UHC, UH&FWC & NGO)	Normal	49395	50161	50970	47541	45357	46891
	Caesarian	45246	45707	45250	42770	41100	42517
	Total	94641	95868	96220	90311	86457	89408
Non-Institutional Delivery	At Home by Trained Persons	30769	30850	31957	29960	28949	28367
	At Home by Non-Trained Persons	10982	11010	10957	10850	10708	10353
	Total	41751	41860	42914	40810	39657	38720
Total Delivery		136392	137728	139134	131121	126114	128128
Postnatal Care	PNC-1 (within 24 Hour)	45246	45707	45250	42770	41100	38285
	PNC-2 (within 2- 3 day)	94641	95868	96220	90311	86457	34672
	PNC-3 (within 7 -14 day)	30769	30850	31957	29960	28949	36131
	PNC-4 (within 42-48 day) (including MCHTI, MFSTC & FWVTI-Raj)	10982	11010	10957	10850	10708	44721
Postnatal care by trained person till two days in Home Delivery		5052	5271	5205	4865	5114	4408
No. of uses 7.1% chlorhexidine digluconate for umbilical cord care		39768	40269	39903	36431	34394	35777
TT for Women (15 - 49 Yrs.)	1 st dose	109123	109045	106768	104769	100815	104478
	2 nd dose	109017	107613	105735	101987	100940	104128
	3 rd dose	109152	114490	105542	101358	103519	102383
	4 th dose	103178	100478	97095	93902	93488	95963
	5 th dose	102672	101136	99693	97382	94258	96685
Immunization	BCG (Vaccine)	138409	138409	145859	139856	132120	133920
	PCV 1	150260	150260	153355	149849	139878	149199
	PCV 2	151504	151504	148861	147379	139042	141453
	PCV 3	148987	148987	144269	142342	135098	140675
	MR Vaccine 1st Dose	135423	135423	130524	129805	118770	122032
	MR Vaccine 2nd Dose	130170	130170	125393	125659	117985	121964
*Total Live Births		111679	113579	114414	109401	106734	107152
Still Births		288	187	192	162	171	186
Death	Neonatal Death (0 - 28 day)	418	312	307	269	244	278
	Infant Death (29 days -<1 Yr.)	105	97	85	102	101	85
	Child Death (1 -< 5 Yrs.)	15	22	9	13	9	11
	Maternal Death	90	69	57	76	54	48
	Other Death	24943	25144	26563	29143	31171	25870
	Total Death	25571	25644	27021	29603	31579	26292
* Live births conducted at Govt. MCH, DH, MCWC, UHC, UH&FWC, NGOs and Home. The information is collected by FWAs through field visit.							

Annex - C : City Corporation wise Contraceptive Acceptors and Acceptance Rate (CAR) (Partial) of March 2022

Name of the City Corporation	Eligible Couple	Oral Pill	Condom	Injectable	I U D	Implant	Permanent Mett	
							Male	Female
Rangpur City Corporation	106182	38955	10056	17344	1152	5925	3410	6449
Rangpur Division	106182	38955	10056	17344	1152	5925	3410	6449
Rajshahi City Corporation	101833	29427	28590	16212	625	2299	576	6415
Rajshahi Division	101833	29427	28590	16212	625	2299	576	6415
Khulna City Corporation	134813	38574	26152	17145	7639	8895	4877	5783
Khulna Division	134813	38574	26152	17145	7639	8895	4877	5783
Barisal City Corporation	29317	12078	4727	2921	369	1975	293	1184
Barisal Division	29317	12078	4727	2921	369	1975	293	1184
Dhaka City Corporation	97912	30409	12538	15522	3525	4992	4282	5619
Gazipur City Corporation	124297	44449	9271	12362	3166	4631	1652	7516
Narayanganj City Corporation	112457	40440	12295	15057	2476	4407	3958	5784
Dhaka Division	334666	115298	34104	42941	9167	14030	9892	18919
Chattogram City Corporation	81592	27067	10939	9709	3895	5151	2131	3834
Chattogram Division	81592	27067	10939	9709	3895	5151	2131	3834
Sylhet City Corporation	29277	11303	4029	3174	395	1368	663	2236
Sylhet Division	29277	11303	4029	3174	395	1368	663	2236
Mymensingh City Corporation	81592	27067	10939	9709	3895	5151	2131	3834
Mymensingh Division	81592	27067	10939	9709	3895	5151	2131	3834
Total	899272	299769	259072	238310	54274	44794	23973	48654

at the end of the month

Code	Total Acceptors	CAR(%)
9859	83291	0
9859	83291	78.44
6991	84144	0
6991	84144	82.63
10660	109065	0
10660	109065	80.9
1477	23547	0
1477	23547	80.32
9901	76887	0
9168	83047	0
9742	84417	0
28811	244351	73.01
5965	62726	0
5965	62726	76.88
2899	23168	0
2899	23168	79.13
5965	62726	0
5965	62726	76.88
72627	693018	77.06