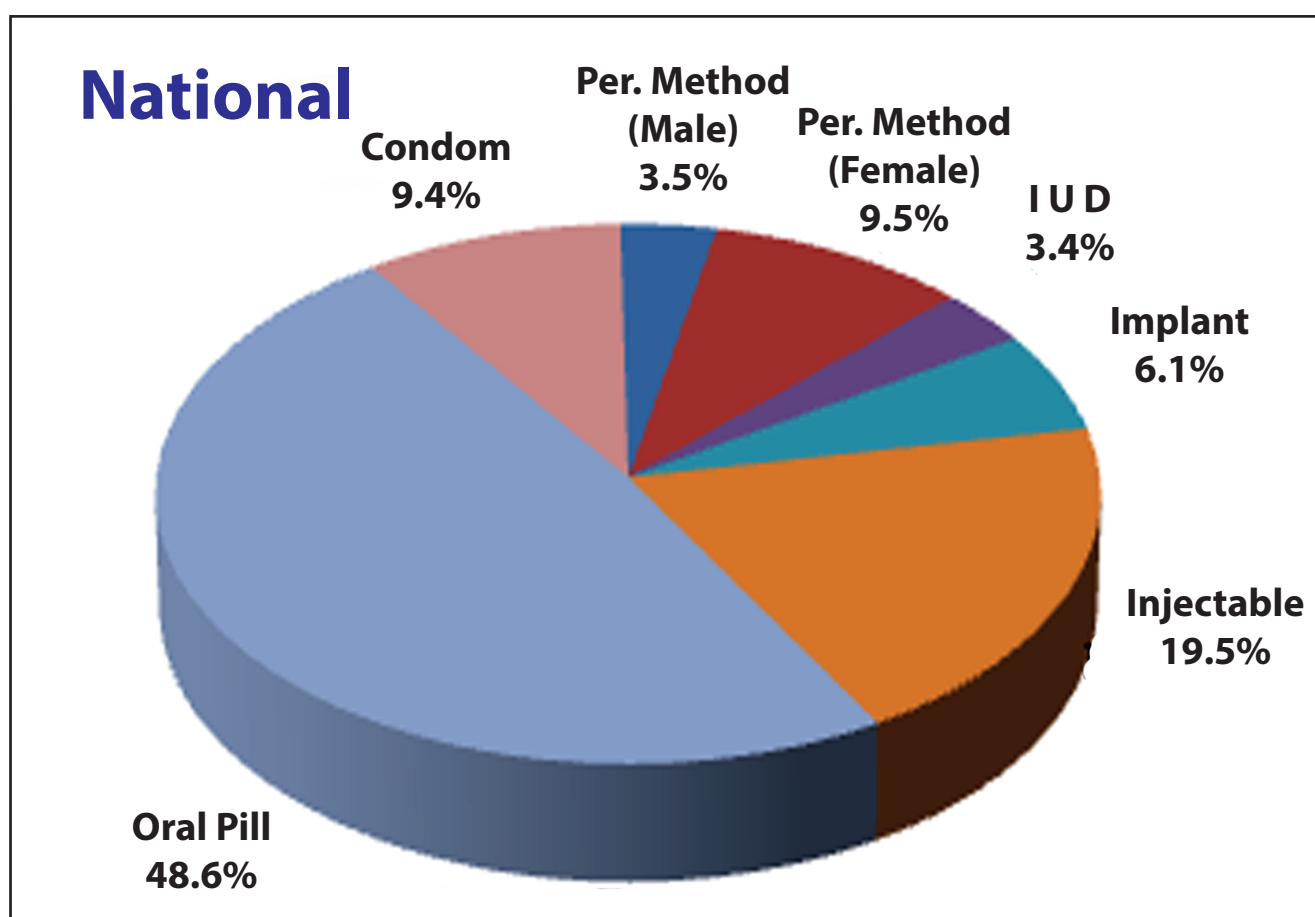


ছেলে হোক, মেয়ে হোক  
দু'টি সন্তানই যথেষ্ট

# MONTHLY REPORT ON FAMILY PLANNING, MATERNAL & CHILD HEALTH, REPRODUCTIVE HEALTH AND NUTRITION SERVICES November 2021

## Method-Mix for the month of November 2021



## Preface

I am delighted to publish the monthly report of November/2021 of Management Information System (MIS) of Directorate General of Family Planning (DGFP). This monthly report displays our continuous effort to preserve quality data which can be used as a major tool kit for better management and evidence based decision making regarding future plan of FP MCH & ADH. The report consists of several information on demographic data associated with family planning, maternal & child health, reproductive health and nutrition services across the country. The report is a regular monthly issue designed to incorporate monthly service statistical progress at district and upazila level.

MIS Unit of Directorate General of Family Planning consists of three sub systems namely Service Statistics (SS), Logistic Management Information System (LMIS) and Human Resource Information System (HRIS). In the year 2011, MIS Unit has developed web-based software to collect, collate and compile service statistics from field level. Online reporting is already an established system at upazila level and we have a plan to scale up e-MIS report at all administrative tiers across the country under 4<sup>th</sup> sector program.

It is important to mention that this monthly report provides mainly service statistics information received from field workers, service delivery points and NGOs other than urban areas. Generally, the objectives of MIS are to develop and strengthen reliable information management system. We are hopeful that this report will help the users at all levels to compare and analyze the latest information on family planning, maternal, child and adolescent health.

Finally, I convey my sincere thanks to the personnel of MIS Unit who have made diligent effort to prepare this report in time. I cordially request all the users of this monthly report to provide their valuable suggestions and feedback (if any) through the e-mail address ([dirmis@dgfp.gov.bd](mailto:dirmis@dgfp.gov.bd)) for its further improvement.

Md.Shahadat Hossain  
Director (MIS) & Line Director  
Directorate General of Family Planning

# Table of Contents

<b><u>Sl. No</u></b>	<b><u>Contents</u></b>	<b><u>Page #</u></b>
1.	At a glance of FP Performance for the month of October 2021 and November 2021.....	02
2.	At a glance of the MCH and Reproductive Health Services for the month October.'21 and November.'21...	03
3.	At a glance of the Nutrition services for the month of October 2021 and November 2021.....	04
4.	Introduction .....	05
5.	Family Planning Performance (CAR Related) .....	05
6.	MCH Performance .....	05
7.	Nutrition Programs of the Directorate General of Family Planning .....	06
8.	Highlights November 2021.....	06
9.	Table Analysis .....	07
10.	Remarks .....	09
11.	Clarification about some information .....	09
12.	Highest and Lowest Performing districts in clinical methods .....	10
13.	National Projection, Performance and Achievement Rate of Contraceptive Methods .....	11
14.	List of Division according to descending order of Achievement Rate against their projections of Clinical Methods for the period July 2021 to November 2021.....	11
15.	List of 3(three) districts achieved the highest Achievement Rate of Clinical Methods against their Projections for the period July 2021 to November 2021.....	11
16.	List of 3(three) districts achieved the lowest Achievement Rate of Clinical Methods against their Projections for the period July'20 to November'21	11
17.	Comparative Statement of contraceptives performance for the period between July 20 to November 20 and July 21 to November 21.....	12
18.	Performance & Distribution of Contraceptives by Method for the month of October 21 to November 21	12
19.	Contribution of Government, NGOs and Multisectors in respect of Contraceptive Performance during November 2021.....	12
21.	Division wise and NGOs and Multisectors wise Contraceptive Performance for the month of November	13
21.	District wise Projection, Performance and Achievement Rate of Permanent and Long Acting Methods	17
22.	District wise Projection, Performance and Achievement Rate of Short Acting Methods .....	19
23.	Method wise Users (Normal & Postpartum as Old, New, Dropout, Postpartum Expire) and CAR by District at the end of November 2021.....	21
24.	Number of New and Total Acceptors up to the end of October 2021 and November 2021.....	33
25.	CAR (%) by Division up to the end of October 2021 and November 2021.....	33
26.	District by Range of CAR up to the end of November 2021.....	34
27.	District by Range of CAR up to the end of November 2021.....	34
28.	List of Upaziala achieved CAR >70% up to the end of November 2021.....	35
29.	List of Upaziala achieved CAR 60-70% up to the end of November 2021.....	38
30.	Method wise numbers of Dropout and Switch Over by Division up to the end of October'21 and November'21	39
31.	Contraceptive acceptors and acceptance Rate by Division up to the end of October'21 and November'21....	39
32.	Status of Contraceptive Method-Mix based on CAR at the end of the month of November 2021.	39
33.	Pie-Chart of Method-Mix for the month of November 2021.....	40
34.	Performance by type of MCH services for the month of October'21 and November'21	41
35.	Performance by type of Nutrition services for the month of October'21 and November'21.....	42
36.	Summary of the Couples and Acceptors by Month since November 2021...	43
37.	Performance of RH-EOC of MCWCs, MCHTI & MFSTC for the month of November 2021.....	45
38.	City Corporation wise Contraceptive Acceptors and Acceptance Rate(CAR) (Partial) at the end of the month of November 2021.....	47

## At a glance of the FP Performance for the Month of October 2021 and November 2021

Indicators	October	November
Numbers of Total Eligible Couple (Including Part of the city Corporation)	27773165	27779305
Numbers of Total Acceptors (Including Part of the city Corporation)	21817013	21820985
CAR(%) (Contraceptive Acceptance Rate)	78.55	78.55
<b>Method specific acceptors (Cumulative) :</b>		
Permanent Method (Male) Postpartum	2982	2574
Permanent Method (Male)	737045	736655
Permanent Method (Female) Postpartum	86303	87510
Permanent Method (Female)	2090020	2091335
Permanent Method (Total)	2827065	2827990
IUD (Postpartum Users)	32994	33422
IUD (Total Users)	731011	729904
Implant (Postpartum Users)	86821	88556
Implant (Total Users)	1408159	1413221
Injectable (Postpartum Acceptors)	189021	190336
Injectable (Total Acceptors)	4220802	4220669
Oral Pill (Postpartum Acceptors)	572062	573543
Oral Pill (Total Acceptors)	10567576	10565131
Condom (Postpartum Acceptors)	166477	166856
Condom (Total Acceptors)	2062400	2064070
<b>Method specific new acceptors :</b>		
Permanent Method (Male)	1415	1132
Permanent Method (Female)	6362	7216
Permanent Method (Total)	7777	8348
IUD (New Users)	6696	6648
Implant (New Users)	24324	23801
Injectable (New Acceptors)	50760	50756
Oral Pill (New Acceptors)	103746	100840
Condom (New Acceptors)	37668	38572
Number of Districts reported	64	64
Number of Upazilas reported	491	491
<b>Range of CAR (%)</b>	<b>No. of Districts</b>	
	<b>October</b>	<b>November</b>
00 - 59	0	0
60 - 69	1	1
70 & above	63	63
<b>Contraceptive performance and distribution by methods (Absolute Performance) :</b>		
Permanent Method (Male - cases)	2336	2306
Permanent Method (Female - cases)	6950	6666
Permanent Method (Total - cases)	9286	8972
IUD (Nos.)	11861	11036
Implant (Nos.)	31467	29775
Injectable (Doses)	782039	759604
Oral Pill (Cycles)	4722542	4691478
Condom (Pieces)	7827713	7856133

## At a glance of the MCH and Reproductive Health Services for the Month of October 2021 and November 2021

Services		October.'21	November.'21
Number of Pregnant Women		933774	922700
Number of High Risk/Complicated Pregnant Mother		5430	5397
Antenatal Care	1st visit (Within 4 Month)	167983	159348
	2nd visit (within 6 Month)	124811	119750
	3rd visit (within 8 Month)	97300	96086
	4th visit (within 9 Month)	83978	82657
<b>Institutional Delivery</b> (MCHTI, MFSTC, FWVTI-Raj, MCWC, UHC, UH&FWC &NGOClinics)	Normal	49395	50161
	C-section	45246	45707
	Total Delivery	94641	95868
<b>Non-institutional Delivery</b>	At Home by Trained Persons	30769	30850
	At Home by Non-Trained Persons	10982	11010
	Total Delivery	41751	41860
<b>*Total Live Births</b>		111679	113579
<b>Postnatal Care</b>	PNC-1 (within 24 Hour)	43822	44352
	PNC-2 (within 2-3 day)	39739	39660
	PNC-3 (within 7-4 day)	45199	40336
	PNC-4 (within 42-48 day)	46370	48340
Postnatal care by trained person till two days in Home Delivery		5052	5271
No. of uses 7.1% chlorhexidine digluconate for umbilical cord care		39768	40269
TT for Woman (5-49)	1st dose	109123	109045
	2nd dose	109017	107613
	3rd dose	109152	114490
	4th dose	103178	100478
	5th dose	102672	101136
Immunization	BCG	144688	145859
	PCV-1	153933	153355
	PCV-2	146858	148861
	PCV-3	148963	144269
	MR Vaccine 1st Dose	135323	130524
	MR Vaccine 2nd Dose	127625	125393
Number of ECP acceptors		7903	8647
Number of MR done ( Both Govt. & NGOs)		2352	1413
General Treatment		2390482	2383457
Still Births ( including MCHTI, MFSTC & FWVTI-Raj)		324	288
<b>Death</b>	Neonatal death (0-28 days)	297	418
	Infant Death (29Days to below 1Year)	101	105
	Child Death (1 - <5 year)	20	15
	Maternal Death	65	90
	Other Death	26693	24943
	Total	27201	25571
No. of Health Education in UH&FWC		8188	7730

\* Live births conducted at Govt. MCH, DH, MCWC, UHC, UH&FWC, NGOs & Home. The information is collected by FWA through field visit.

## At a glance of the Nutrition services for the Month of October 2021 and November 2021

Services		Performance	
		October.'21	November.'21
<b>Nutrition Services for Pregnant Women, 0-59 months aged child and Mother</b>	Counseling on IYCF, IFA, Vitamin-A and Hand washinh	712624	730783
	Number of mother Received IFA & Calcium Tablet	155793	153770
	Received MNP Sachet (6-23 months)	19350	22344
	Exclusive Breast feeding up to 6 months	180998	170538
	Complimentary feeding after 6 months	213471	191487
	Feeding Tablet Vitamin A (6-59months Child)	3077	6670
	Received Tablet anti-helminthics (24-59months Child)	47086	49273
	Feeding Zink pill with ORS suffering form diarrhoea	4313	6536
	Identifying Suffering from MAM	11096	8074
	Suffering from SAM & Referred	1738	1542
	Identifying Child Stunting	4083	3963
	Identifying Child Wasting	3518	3341
	Identifying Child Under weight	3749	3370

## SUMMARY

### Introduction

Bangladesh is divided into eight administrative divisions: Dhaka, Chattogram, Rajshahi, Khulna, Barishal, Sylhet, Rangpur and Mymensingh. Each division is divided into several districts and each district into several upazilas. Each urban area in an upazila is divided into wards. Upazilas are divided into Union Parishads (UPs) and Poursavas. These divisions allow the country as a whole to be separated into rural and urban areas. Management Information System (MIS) has been operational under the Directorate General of Family Planning (DGFP) for a long time. The report of the Contraceptive Performance, MCH, Reproductive Health and Nutrition services is used to be published each month from MIS Unit on the basis of Service Statistics received from the field workers, service delivery clinics and NGOs. Erstwhile Family Welfare Register, however, is the principal source of performance statistics. This report is prepared on the basis of FWA Registers (9th Edition) and Clinic Report. Most of the FWAs visit their working area once in every two months. It is a continuous process. FWA register is modified/updated in every three years.

There is a reporting system to collect the information from the field. MIS Reporting Form-1 is filled up by the FWAs and submitted the same to FPIs. FPI fills up the MIS reporting Form-2 by compiling of all the FWAs (MIS Form-1) report and submits to UFPO office. MIS reporting Form-3 (clinical) is filled up by MO (clinic)/ (MCH-FP)/ (FW)/SACMO/ FWV and is submitted to UFPO office. NGOs of the respective area submit their report to UFPO office through MIS reporting Form-2 and 3 as their requirement. All the reporting Form-2 and 3 are compiled by UFPO office and filled up reporting Form-4 (union wise) and is entered in online web based software (SS). District FP Office reviews and submits that report. It provides information of contraceptive use status of eligible couples and different types of MCH, Reproductive Health and Nutrition services. MIS performance report is primarily used by different level of program managers and supervisors engaged in implementing the Family Planning, MCH, RH and Nutrition program in the country. Besides, different policy makers, decision makers, donor agencies, Development Partners, researchers and other users also use this report.

### Family Planning Performance (CAR related):

Performance reports of November 2021 have been received from all the 64 districts of the country. During the month of November 2021 total numbers of eligible couple were found to be as 27779035 against 27773165 in the previous month. Performances of NGOs are also included in the report as reported by the Upazila Offices. A total of acceptors are 21820985 reported in the month of November'21 as against 21817013 in October'21. The Contraceptive Acceptance Rate (CAR) achieved at the end of the reporting month for six modern methods (Permanent Method, IUD, Implant, Injectable, Oral Pill and Condom) is 78.55% which was 78.55 % in October'21. Method Specific Acceptors (Cumulative), Method Specific New Acceptors and Contraceptive distribution by Methods are shown in the summary sheet. It November be noted that the contraceptive acceptance rate is an estimate, based on the client contact and the status of contraceptive acceptance as reported by the field workers based on the entries made in the FWA register. The Contraceptive Prevalence Rate (CPR), on the other hand, is based on periodic surveys that are made on precise statistical procedures.

The acceptance rate is a tentative rate and varies from month to month because of reporting status and coverage. This rate is usually higher than the Contraceptive Prevalence Rate (CPR). CAR is generally used to monitor as a management tool 'on-going' program performance in the country. It is not so much used to evaluate the program impact or goals, which is done by periodical scientific surveys.



## **MCH Performance:**

In the month of November'21, 922700 pregnant women have been registered. Total number of 5,397 pregnant women referred to hospital for their complications. Dose-wise TT for Women (15-49 yrs.) and OPV & Pentavalent vaccines were shown in the summary sheet. BCG vaccines were given to 145859 infants during November'21. Visit-wise Antenatal Care is also shown in the summary sheet both of October 2021 and November 2021. Postnatal Care is shown in the summary sheet both October 2021 and November 2021. Number of delivery conducted by the clinics is 95868. Total numbers of delivery at home 30850 by trained personnel and 11010 by non-trained personnel. Still Birth is recorded 187 in November'21 and in the previous month it was 288. Neo-natal deaths (0-28 days) & Infant deaths (29 days-<1yr.) are recorded to be 312 and 97 in the month of November'21 where these were 418 and 105 in October'21 respectively. A total of 22 child-deaths (1-<5 yrs.) have been reported in the month of November'21 as against 15 in October. Maternal deaths were reported 90 during the month of November'21 which was 69 in October'21. The other deaths were reported 25144 in November'21 but in October'21 the number of such deaths was 24943. General treatments were rendered to 2383457 and 2390482 patients in the month of November'21 and October'21 respectively. In November'21 number of ECP acceptors was 8647 but in October'21 it was 7903. MR done in the reporting month is 2352 but in October'21 it was 1552. Performance of MCHTI, MFSTC, MCWCs and FWVTI-Rajshahi is not included in the report.

## **Nutrition Programs of the Directorate General of Family Planning**

Country wide nutrition service is going on through National Nutrition Services (NNS) Operational Plan of DGHS under Health Services Division of MOHFW. DGFP is also playing vital role for implementation of nutrition services whole over the country and is rendering nutrition services at field level where activities like MCH services, Adolescent and Family Planning Program is going on. By this time coordination with IPHN and cooperation with "Global Alliance for Improved Nutrition (GAIN), UNICEF and Alive & Thrive" comprehensive nutrition services are running in 91 upazillas of 11 districts through MCH Services Unit of DGFP.

### **Highlights November 2021**

- a) National Contraceptive Acceptance Rate (CAR) based on visited eligible Couples 27779305 is found to be 78.55%. Rajshahi division has achieved the highest acceptance rate 81.36%, followed by Khulna division 80.09%. The CAR is found to be 79.95% achieved in Rangpur division. The Contraceptive Acceptance Rate has been found to be rather low in Mymensingh 79.34%, Barishal 79.16%, Dhaka 77.32%, Sylhet 77.31% and Chattogram 75.40%.

The highest numbers of Acceptors 4239527 have been reported from Dhaka division followed by 3889278 in Chattogram division, Rajshahi division reported 3477066 acceptors. Acceptors size is however, found much smaller in Rangpur, Khulna, Mymensingh and Sylhet which are 2897453, 2804224, 1832016 and 1362054 respectively and in Barishal division it is 1319367.

- b) Out of 64 reporting districts, 63 districts have reported contraceptive acceptance rate of 70 percent and above, 1 district has reported CAR of 60 - 69 percent and no district has reported CAR of < 59 percent.
- c) Out of 491 Upazilas 486 Upazilashave reported CAR at the level >70% and 5 Upazilas have reported CAR level 50-70 percent.

According to the performance of the reporting month (November,21) Gaibandha district recorded the highest achievement rate 161.3%. Chuadanga district has got the 2nd place with 120.1% and Dinajpur district has secured the 3rd position with 114.3% of permanent method. Sherpur district has achieved first position with achievement rate 219.4%; Feni district has got the 2nd position with achievement rate 127.0% and Chattogram district has recorded the 3rd position with achievement rate 126.8% in IUD. In Implant Sherpur district has recorded the highest achievement rate with 159.3%, Tangail district has placed in 2nd position with achievement rate 145.8% and Perojpur district has got the 3rd position with achievement rate 142.9%.



- d) (Table 21) In November National Nutrition services information collected by FP workers are as follows: Number of 730783 mothers received IFA, No. of 170538 babies (up to 6 months) exclusive breast feeding and No. Of 191487 children (6-23 months) feeding complementary foods. No. of 8074 children suffering from MAM and 1542 suffering from SAM and referred. No. of Children Stunting, wasting and under weight are 3963, 3341 and 3370 respectively.

## Table Analysis:

**Table 1:** Shows contraceptive performance and Achievement Rate in respect of Permanent, Long Acting and Short Acting methods for the reporting month (November'21) and reporting period (July'21 to November'21) against their respective projections. In the reporting month the achievement rates of Permanent method (Male) 34.8%, Permanent method (Female) 62.4% and Permanent method (Total) 52.0%, IUD 53.7%, Implant 83.9%, Injectable 44.5%, Oral Pill 34.9% and Condom 32.3%. From July'21 to November'21 the achievement rates of Permanent method (Male) 25.5%, Permanent method (Female) 52.9% and Permanent method (Total) 42.6%, IUD 53.5%, Implant 66.7%, Injectable 44.4%, Oral Pill 34.9% and Condom 32.0%.

**Table 2:** Shows the divisions according to descending order of achievement rate against their projection of Permanent and Long Acting methods for the period July'21 to November'21.

**Table 3:** Showing the 3(three) districts which achieved the highest achievement rate against Permanent and Long Acting methods of their projections for the period July'21 to November'21.

**Table 4:** Shows 3(three) districts which achieved the lowest achievement rate of Permanent and Long Acting methods against their projections for the period July'21 to November'21.

**Table 5:** Comparative statement of contraceptive performance against their projection between the period July'20 to November'20 and July'21 to November'21. The Achievement Rate of Permanent Method (Male) was 27.3% in the period of July'20 to November'20 but it shows the lower rate 25.5% in the current period. So it is decrease 1.8% than that of July'20 to November'20. Permanent Method (Female) was 54.3% in the period July'20 to November'20 but it shows the higher rate 59.0% in the current period. So it is 4.7% increase than that of July'20 to November'20. Permanent Method (Total) was 44.1% in the period July'20 to November'20, but it shows the higher rate 46.4% in the current period. So it is 2.3% increase than that of July'20 to November'20. IUD achieved the 52.8% in the reporting period July'20 to November'20 but it shows the lower rate 47.5% in the current period. So it is 5.3% decrease than that of July'20 to November'20. Implant achieved the 69.3% in the reporting period July'20 to November'20 but it shows the higher rate 76.9% in the current period. So it is 7.6% increase than that of July'20 to November'20. Injectable achieved the 44.4% in the reporting period July'20 to November'20 but in the current period it shows 44.9%. So Injectable is increase 0.4% than that of July'20 to November'20. Oral Pill achieved the 35.1% in the reporting period July'20 to November'20 but in the current period (July'21 to November'21) it shows 41.8%. In case of Oral Pill 6.7% increase than that of July'20 to November'20. In case of Condom it achieved 32.3% in the reporting period July'20 to November'20 but in the current period (July'21 to November'21) it shows 33.2%, which is 0.8% increase than that of July'20 to November'20.

**Table 6:** Comparative status of performance and distribution of contraceptive by methods for the month of October'21 and November'21 based on field worker's report. In comparison with that of previous month Permanent Method (male) -1.3%, Permanent Method (Female) -4.1%, Overall Permanent Method (Total) -3.4%, IUD -7.0%, Implant -5.4%, Injectable -2.9% Oral Pill -0.7% and Condom 0.4%.

**Table 7:** Shows the share of Government and NGOs and Multisectors by methods in the overall National performance. Government sector has contributed 57.4% in Permanent Method (Male), 86.3% in Permanent Method (Female), 78.9% in Permanent Method (Total), 85.6% in IUD, 93.0% in Implant, 88.1% in Injectable, 92.3% in Oral Pill and 85.0% in Condom in the reporting month November'21. On the other hand NGOs and Multisectors have contributed 42.6% in Permanent Method (Male), 13.7% in Permanent

Method (Female), 21.1% in Permanent Method (Total), in IUD 14.4%, in Implant 7.0%, in Injectable 11.9%, in Oral Pill 7.7% and in Condom 15.0% in the reporting month November'21.

**Table 8:** Division wise and NGOs & Multisectoral wise Contraceptive Performance for the month of November'21 are shown in this table. BAVS of Dhaka Division is in the highest position, BAVS of Chittagong Division is in the next and BAVS of Rajshahi Division is in the 3rd position in Permanent method. By NGOs and Multisectorals performance of Total Permanent methods are 1894 in the reporting month, in which Males are 982 and Females are 912. Total IUD and Implant 1594 and 2081 are inserted in the reporting month November'21. Injectable 90651 vials, Oral Pill 361658 cycles and 1177428 of Condom are distributed by NGOs and Multisectorals in the reporting month.

**Table 9:** Shows the projection, performance and achievement rates of Permanent and Long Acting methods in the reporting month November'21 and in the reporting period July'21 to November'21. In the reporting month Gaibandha district has achieved the highest achievement rate of 161.3% and Chuadanga district is the next highest with 120.1% in Permanent Method. In the reporting month Sherpur district has achieved the highest achievement rate of 219.4% and Feni district is the next highest with 127.0% in IUD. In the reporting month Sherpur district has achieved the highest achievement rate of 159.3% in Implant and Tangail district has achieved the next second highest achievement rate with 145.8%. On the other hand, in the reporting period July'21 to November'21 Gaibandha district has achieved the highest achievement rate of 120.2% in Permanent Method, Sherpur district has achieved the highest achievement rate of 225.1% in IUD and Tangail district has achieved the highest achievement rate of 130.1% in Implant.

**Table 10:** Shows the projection, performance and achievement rates of Short Acting methods in the reporting month November'21 and in the reporting period July 21 to November'21. In the reporting month Bhola district has achieved the highest achievement rate of 120.3% and Sherpur district is the next highest with 110.5% in Injectable method. Rangamati district has achieved the highest achievement rate of 73.2% in Oral Pill. Sherpur district has achieved the highest achievement rate of 94.9% in Condom. From July'21 to November'21 Bhola district has achieved the highest achievement rate of 120.1% and Sherpur district is the next highest with 111.0% in Injectable, Rangamati district has achieved the highest achievement rate of 71.6% in Oral Pill and Sherpur district has achieved the highest achievement rate of 94.3% in Condom.

**Table 11:** This table shows the Old acceptors, new acceptors and dropout (No method & switch over) cases by districts in the reporting month (November'2021). This table is prepared on the basis of CAR report.

**Table 12:** This table shows the new and total acceptors of the current month in comparison with that of the previous month. The new acceptors of all the methods-, Permanent Method(Male), Permanent Method(Total) have shown decreasing trend but Permanent Method(Female) IUD, Injectable, Oral Pill Condom and Implant have shown increasing trend. New acceptors are shown depending on the field workers report which collects from their visiting areas. In case of total acceptors Permanent Method (Male), Permanent Method (Female), Permanent Method (Total) IUD, Implant, Injectable, Oral Pill and Condom have shown increasing trend.

**Table 13:** This table shows that Rajshahi division had recorded the highest CAR of 81.36%, next Khulna division 80.09%, Rangpur division 79.95%, Mymensingh division 79.34%, Barishal division 79.16%, Sylhet division 77.31%, Dhaka division 77.32% and Chattogram division 75.40% in the reporting month November'21. Graph-1 shows the division wise CAR for the current month and graph-2 shows the division wise CAR for the current month in comparison with that of previous month.

**Table 14:** Shows that 63 districts have achieved CAR level of 70.0% and above where 1 district has achieved CAR between 60%-69% and no district has achieved CAR between 0-59% in the reporting month November'21. The graph also shows the same in comparison with previous month.

**Table 15:** List of 486 upazilas among the 491, which have achieved CAR >70.0% in the reporting month.

**Table 16:** List of 5 upazilas which have achieved CAR 60-70% in the reporting month. Graph shows that 485 upazilas out of 490 have achieved CAR level >70%, 4 upazilas have achieved CAR level 60%-70% and 1 upazila has achieved CAR level <60% in the current month. There is graphical presentation is also showing both of October'21 and November'21.

**Table 17:**Shows the dropout and switch over by method and by division for the month of November,21.

**Table 18:**This table shows the Division-wise comparison of Couples, Contraceptive Acceptors and the Acceptance Rate up to the end of November'21.

**Table 19:**This table shows the contraceptive method mix by division for the month of November'21.

**Pie Charts are showing the national and division wise Method-Mix for the month of November'21.**

**Table 21:**This table shows the performance of MCH and Reproductive Health Services during the month of October'21 and November'21.

**Table 21:**This table shows the performance of Nutrition Services for the month October'21 and November'21 collected by family planning workers.

**Annex A:**Annex- A shows comparative summary key performances since June 2021 to November'21.

**Annex C:**City Corporation wise Contraceptive Acceptors and Acceptance Rate(CAR) (Partial) at the end of the month of November'21.

## **Clarification about the information of summary sheet, table-2 and table-3:**

### **Method Specific Acceptors:**

In the summary sheet, Method Specific Acceptors is shown based on the field workers' (FWA) visit of the reporting month and also the previous month. These are the cumulative figure which includes previous month's acceptors and reporting month's new acceptors collected by the field workers within their working areas.

### **Contraceptive distribution by Method:**

In the summary sheet, Contraceptive Performance by Method is prepared based on the performance and distribution of the reporting month. These figures are actual performance of the reporting month which is not comparable with the information written in method specific acceptors.

### **Table- 9, Table-10 and Table-11**

Performance shown in the table-9 and 10 is the actual performance of the respective month but the new acceptors shown in the table-11 November not be the performance done in the same month. It November happen that the new acceptors accepted method in the previous month but field workers had shown that case in the next month due to their rounding schedule. So the performance of table-9, table-10 will not be the comparable with the new acceptor of table-11.

## **Clarification about the information of MCH and Reproductive Health Services:**

- Information shown against 'delivery' which were done in MCHTI, MFSTC, MCWCs, UHCs & UH&FWCs is collected through the MIS reporting Form-3. This record is only for DGFP concerned facilities. Deliveries conducted in District Hospitals, Medical Colleges, Private Clinics and performances in the City Corporation (partial) are not included.
- Information shown against the 'live births' conducted at Govt. MCH, DH, MCWC, UHC, UH&FWC, NGOs & Homes is collected by FWAs through field visit. Field workers visit their units monthly and they submit their reports in every month.

## Highest and Lowest performing districts in clinical methods

### Highest performing 3(three) districts in the Month of November'21

Permanent Method				IUD				Implant			
District	Yearly Projec.	Ach. In Reporting Month	Ach. Rate (%)	District	Yearly Projec	Ach. In Reporting Month	Ach. Rate (%)	District	Yearly Projec	Ach. In Reporting Month	Ach. Rate (%)
Gaibandha	1138	153	161.3	Sherpur	1750	320	219.4	Sherpur	7200	956	159.3
Chuadanga	1289	129	120.1	Feni	2796	296	127.0	Tangail	6500	790	145.8
Dinajpur	3192	304	114.3	Chattogram	7800	824	126.8	Pirojpur	4200	500	142.9

**Congratulations:** We congratulate the districts for their better performance in clinical methods against projections. We hope the officers and staffs who are involved with the activities will continue their better performance in future.

### Lowest performing 3(three) districts in the Month of November'21

Permanent Method				IUD				Implant			
District	Yearly Projec	Ach. In Reporting Month	Ach. Rate (%)	District	Yearly Projec	Ach. In Reporting Month	Ach. Rate (%)	District	Yearly Projec	Ach. In Reporting Month	Ach. Rate (%)
Rangamati	1965	2	1.2	Meherpur	1100	6	6.5	Kurigram	10200	291	34.2
Kurigram	12381	38	3.7	Rajshahi	8500	83	11.7	Laxmipur	9144	281	36.9
Laxmipur	16307	69	5.1	Jamalpur	3500	38	13.0	Madaripur	6500	222	41.0

**Unsatisfactory Performance:** We are sorry for their unsatisfactory low performance in clinical methods against projections. We hope the officers and staffs are involved with the activities will try to overcome from this type of un-satisfactory performance in future.

**Table-1: National Projection, Performance and Achievement Rate of Contraceptive Methods**

Methods	Yearly Projection (2021-22)	Reporting Month		July'21 to November'21	
		Performance (in CYP)	Achi. Rate (%)	Performance (in CYP)	Achi. Rate(%)
Permanent Method (Male)	80667	2306	34.3	9162	27.3
Permanent Method (Female)	133707	6666	59.8	30256	54.3
Permanent Method (Total)	214374	8972	50.2	39418	44.1
IUD	265000	11036	50.0	58337	52.8
Implant	450000	29775	79.4	129847	69.3
Injectables	5269465	189901	43.2	969159	44.1
Oral Pill	10816268	312765	34.7	1570290	34.8
Condom	1941381	52374	32.4	259692	32.1

**Table-2: List of Divisions according to descending order of Achievement Rate against their projections of Clinical Methods for the period July 2021 to November 2021**

Sl. No.	Permanent Method (Cases)				IUD (Cases)				Implant (Cases)			
	Division	Yearly Projection	Performance	Achi. Rate (%)	Division	Yearly Projection	Performance	Achi. Rate (%)	Division	Yearly Projection	Performance	Achi. Rate (%)
1	Rajshahi	22672	4780	50.6	Chattogram	52826	17124	77.8	Chattogram	83644	26324	75.5
2	Dhaka	58614	12434	50.9	Dhaka	60200	13816	55.1	Barishal	37632	10947	69.8
3	Mymensingh	9319	1899	48.9	Khulna	20218	4239	50.3	Rangpur	65384	18888	69.3
4	Barishal	12119	2311	45.8	Barishal	16598	3493	50.5	Sylhet	29720	8925	72.1
5	Khulna	22672	4226	44.7	Rajshahi	34750	7184	49.6	Rajshahi	63200	17980	68.3
6	Sylhet	18356	2889	37.8	Rangpur	40920	6709	39.3	Dhaka	87920	24798	67.7
7	Rangpur	31001	4851	37.6	Sylhet	19038	3035	38.3	Mymensing	34000	9838	69.4
8	Chattogram	47567	6028	30.4	Mymensingh	20450	2737	32.1	Khulna	48400	12147	60.2

**Table-3: List of 3 (Three) Districts achieved the highest Achievement Rate of Clinical Method against their projections for the period July 2021 to November 2021**

Sl. No.	Permanent Method (Cases)				IUD (Cases)				Implant (Cases)			
	District	Yearly Projection	Performance	Achi. Rate (%)	District	Yearly Projection	Performance	Achi. Rate (%)	District	Yearly Projection	Performance	Achi. Rate (%)
1.	Gaibandha	1138	570	120.2	Sherpur	1750	1641	225.1	Tangail	6500	3523	130.1
2.	Dinajpur	3192	1538	115.6	Dhaka	9800	5170	126.6	Dhaka	11200	5614	120.3
3.	Kushtia	1482	688	111.4	Khagrachhari	1380	706	122.8	Pirojpur	4200	1926	110.1

**Table-4: List of 3 (Three) Districts achieved the lowest Achievement Rate of Clinical Methods against their projections for the period July 2021 to November 2021**

Sl. No.	Permanent Method (Cases)				IUD (Cases)				Implant (Cases)			
	District	Yearly Projection	Performance	Achi. Rate (%)	District	Yearly Projection	Performance	Achi. Rate (%)	District	Yearly Projection	Performance	Achi. Rate (%)
1.	Khagrachhari	2350	3	0.3	Rajshahi	8500	483	13.6	Satkhira	3800	73	4.6
2.	Bandarban	1400	2	0.3	Meherpur	1100	77	16.8	Narail	3200	76	5.7
3.	B. Baria	2229	5	0.5	Jamalpur	3500	253	17.3	Kushtia	5900	151	6.1

**Table-5: Comparative Statement of contraceptive performance for the period between July 2020 to November 2020 and July 2021 to November2021**

Methods	Yearly Projection (2021-2022)	July 2021 to November,2021		Yearly Projection (2020-2021)	July 2020 to November,2020		Change of July'21 to November.'21 over July'20 to November.'20
		Performance (in CYP)	Achi. Rate (%)		Performance (in CYP)	Achi. Rate (%)	
Permanent Method (Male)	80667	8572	25.5	80667	9162	27.3	1.8
Permanent Method (Female)	133707	32865	59.0	133707	30256	54.3	-4.7
Permanent Method (Total)	214374	41437	46.4	214374	39418	44.1	-2.3
IUD	265000	52455	47.5	265000	58337	52.8	5.3
Implant	450000	144181	76.9	450000	129847	69.3	-7.6
Injectables	5233417	978510	44.9	5233417	969159	44.4	-0.4
Oral Pill	10816268	1883360	41.8	10742277	1570290	35.1	-6.7
Condom	1941381	268313	33.2	1928101	259692	32.3	-0.8

**Table-6: Performance & Distribution of Contraceptives by Method for the month of October 2021 and November 2021**

Method	Performance		% Change of November'21 over October'21
	October'21	November'21	
Permanent Method (Male, Cases)	2336	2306	-1.3
Permanent Method (Female, Cases)	6950	6666	-4.1
Total Permanent Method (Total, Cases)	9286	8972	-3.4
I U D (Cases)	11861	11036	-7.0
Implant (Cases)	31467	29775	-5.4
Injectables (Doses)	782039	759604	-2.9
Oral Pill (Cycles)	4722542	4691478	-0.7
Condom (Pieces)	7827713	7856133	0.4

**Table :7 Contribution of Government, NGOs and Multisectors in respect of Contraceptive Performance during November 2021**

Method	Performance			Share of Contribution in Percentage	
	Govt.	NGOs & Multisectors	Total	Government	NGOs and Multisectors
Permanent Method (Male, Cases)	1324	982	2306	57.4	42.6
Permanent Method (Female, Cases)	5754	912	6666	86.3	13.7
Total Permanent Method (Cases)	7078	1894	8972	78.9	21.1
IUD (Cases)	9442	1594	11036	85.6	14.4
Implant (Cases)	27694	2081	29775	93.0	7.0
Injectable (Doses)	668953	90651	759604	88.1	11.9
Oral Pill (Cycles)	4329820	361658	4691478	92.3	7.7
Condom (Pieces)	6678705	1177428	7856133	85.0	15.0

Table -8: Division wise and NGO & Multisector wise Contraceptive Performance for the month of November 2021

Sl No	NGO and Multisectors	Oral Pill (Cycles)	Condom (Pieces)	Injectable (Vials)	IUD (Cases)	Implant (Nos.)	Permanent Method (Nos.)		
							Male	Female	Total
<b>Rangpur Division</b>									
1	Family Planning Association of Bangladesh (FPAB)	15008	36648	2719	1	31	3	2	5
2	Marie Stopes Clinic	792	4390	276	45	139	12	0	12
3	Palli Shisu Foundation (PSF)	5731	9001	1331	19	0	0	2	2
4	Sunflower	105	0	0	0	0	0	0	0
5	Shanirvar Bangladesh	925	710	492	0	0	0	0	0
6	CMH	366	5040	14	0	0	0	2	2
7	R. H. Steps	291	1672	106	0	0	0	0	0
8	MODEL CLINIC	37	1700	8	0	0	0	7	7
9	MOHILA-O-SHISHU SHASTHA KALLYAN SAMITY	0	0	0	0	0	0	0	0
10	IPas Bangladesh	155	100	0	5	1	0	0	0
11	Surjer Hasi Network	4235	7769	3326	2	1	0	6	6
12	Friendship Bangladesh	1292	8872	61	0	0	0	0	0
13	Kanchan	7300	13046	1053	2	10	0	0	0
14	Dhaldanga Bohumukhi Samaj Unnayn Sangstha	4320	4500	1640	0	0	0	0	0
15	Lamb Hospital	15	0	48	0	25	0	8	8
16	SAF	232	202	33	0	0	0	0	0
NGO Total		40804	93650	11107	74	207	15	27	42
1	BGB	98	1720	0	0	0	0	0	0
2	Srama Kalyan Kendra	18	18	0	0	0	0	0	0
3	DGHS Health Clinic	311	552	14	1	0	0	0	0
4	CMH	249	3780	4	0	0	0	0	0
Multisector Total		676	6070	18	1	0	0	0	0
NGO & Multisector Total		41480	99720	11125	75	207	15	27	42
<b>Rajshahi Division</b>									
1	Family Planning Association of Bangladesh (FPAB)	37343	149094	4831	10	41	1	13	14
2	BAVS	439	5064	85	2	83	79	29	108
3	Marie Stopes Clinic	300	2580	58	26	10	0	0	0
4	Palli Shisu Foundation (PSF)	4861	23352	3809	3	0	0	0	0
5	Jatio Tarun Shanga	15	11188	999	0	0	0	0	0
6	Bamaneh	9518	12648	2047	1	1	0	0	0
7	Tilottoma	1446	10654	1184	7	1	0	1	1
8	Anonnya Somaj Kallyan Samity	0	0	0	0	0	0	0	0
9	Shanirvar Bangladesh	1625	3756	508	2	13	0	0	0
10	Sromo Kallyan Shangstha	417	3996	0	0	0	0	0	0
11	R. H. Steps	184	1860	53	15	0	0	0	0
12	MR CLINIC	0	600	4	0	0	0	0	0
13	MODEL CLINIC	147	4632	102	0	4	0	45	45
14	SHEBA PROKALPO	0	0	0	0	0	0	0	0
15	POLU SHISHU CLINIC	1869	2568	546	0	0	0	0	0
16	JTS-GONO UNNAYAN ACADEMY	489	13082	1656	1	0	0	0	0
17	THANGAMARA	508	4592	134	3	14	0	3	3
18	SHASTO KALLYAN SHANGSTHA	0	0	0	0	0	0	0	0
19	Darpon	0	0	0	0	0	0	0	0
20	IPas Bangladesh	1067	1444	2	0	0	0	2	2
21	Surjer Hasi Network	753	5652	589	0	1	0	0	0
22	Friendship Bangladesh	0	0	0	0	0	0	0	0
23	Population Services & Training Centre (PSTC)	0	8376	578	0	2	0	2	2
24	SORNALY	0	0	0	0	0	0	0	0
25	Chardulai	0	0	0	0	0	0	0	0
26	KMSS	0	16164	721	2	14	0	3	3
NGO Total		60981	281302	17906	72	184	80	98	178
1	DGHS Health Clinic	609	802	23	5	4	0	65	65
Multisector Total		609	802	23	5	4	0	65	65
NGO & Multisector Total		61590	282104	17929	77	188	80	163	243
<b>Khulna Division</b>									
1	Family Planning Association of Bangladesh (FPAB)	35635	59483	3194	13	28	6	2	8
2	BAVS	315	2016	212	3	6	68	2	70
3	Marie Stopes Clinic	222	3882	39	10	13	0	0	0
4	Palli Shisu Foundation (PSF)	0	0	0	0	0	0	0	0
5	Paribarik Shastha Clinic	3131	8340	878	9	13	0	1	1
6	Jatio Tarun Shanga	1459	3846	267	0	0	0	0	0
7	Paribar Kallyan Shangstha (PKS)	9069	14594	827	0	4	0	4	4
8	PSTC	197	2988	165	0	5	0	0	0
9	BRAC	140	975	37	0	0	0	0	0
10	Sromo Kallyan Shangstha	249	612	0	0	0	0	0	0
11	Ad-Din Medical College Hospital	2116	2908	1417	0	0	0	17	17
12	CMH	69	2000	4	0	0	0	0	0
13	R. H. Steps	628	3744	102	3	0	0	0	0
14	VPKA (VP KENDRA)	0	0	0	0	0	0	0	0
15	CRC	0	0	0	0	0	0	0	0
16	SGS	1926	3612	445	0	0	0	0	0
17	Police Hospital	54	230	85	0	0	0	0	0
18	Surjer Hasi Network	1686	4822	1807	7	3	0	0	0
19	Friendship Bangladesh	975	2304	125	0	0	0	0	0
20	BNS TITUMIR	645	3150	0	0	0	0	0	0
21	Peoples Development Community (PDC)	15100	15350	2600	0	0	0	0	0
22	Urban Health Care	1208	2730	706	4	10	0	2	2
23	KMSS	1198	5592	436	1	0	0	0	0
24	Adams	4183	10614	1496	0	0	0	0	0
NGO Total		80205	153792	14842	50	82	74	28	102
1	BGB	178	2022	8	0	0	0	0	0
2	Biman Bahini	24	1980	11	0	0	0	1	1
3	Paurasova	66	288	0	0	0	0	0	0
4	DGHS Health Clinic	51	210	0	0	0	0	8	8
5	Jessore Cantonmen	1644	8400	28	0	0	0	8	8
Multisector Total		1963	12900	37	0	0	0	17	17
NGO & Multisector Total		82168	166692	14879	50	82	74	45	119



ক্র.সং.	NGO and Multisectors	Oral Pill (Cycles)	Condom (Pieces)	Injectable (Vials)	IUD (Cases)	Implant (Nos.)	Permanent Method (Nos.)		
							Male	Female	Total
<b>Barishal Division</b>									
1	Family Planning Association of Bangladesh (FPAB)	6543	20040	1877	4	17	8	5	13
2	BAVS	324	5784	213	1	21	115	0	115
3	Marie Stopes Clinic	261	1270	58	34	17	14	0	14
4	Paribarik Shastha Clinic	96	1250	256	0	0	0	0	0
5	Shanirvar Bangladesh	2611	3600	3423	1	0	0	0	0
6	BRAC	0	564	50	5	0	0	0	0
7	R. H. Steps	168	828	11	5	2	0	0	0
8	IPas Bangladesh	18	50	2	0	0	0	0	0
9	Surjer Hasi Network	84	228	382	4	0	0	0	0
10	Desh Bangla	816	1300	269	2	4	0	0	0
11	Urban Primary Health Care Project (UPHCP)	1077	3984	428	10	5	0	2	2
NGO Total		11998	38898	6969	66	66	137	7	144
1	Srama Kalyan Kendra	17	20	0	0	0	0	0	0
2	DGHS Health Clinic	115	96	5	2	0	0	0	0
Multisector Total		132	116	5	2	0	0	0	0
NGO & Multisector Total		12130	39014	6974	68	66	137	7	144
<b>Dhaka Division</b>									
1	Family Planning Association of Bangladesh (FPAB)	18927	48042	1982	9	46	8	10	18
2	BAVS	1580	20696	791	16	193	256	19	275
3	Marie Stopes Clinic	2588	9794	1014	126	49	13	7	20
4	Paribarik Shastha Clinic	87	480	9	1	0	0	0	0
5	Jatio Tarun Shanga	1194	3844	657	7	7	0	0	0
6	Bamaneh	400	960	50	0	0	0	0	0
7	Paribar Kallyan Shangstha (PKS)	0	0	0	0	0	0	0	0
8	PSTC	777	72	0	14	55	0	2	2
9	Shanirvar Bangladesh	2955	8935	599	10	12	0	0	0
10	BRAC	1350	9924	231	30	54	0	0	0
11	Sromo Kallyan Shangstha	1708	4784	0	0	0	0	0	0
12	Ad-Din Medical College Hospital	1065	4140	345	2	5	0	55	55
13	BAPSA	1790	19474	356	53	75	22	9	31
14	Radda Barnen	418	7200	294	4	0	0	0	0
15	UTPS	3484	3056	292	14	15	0	4	4
16	PSKP	640	600	91	0	0	0	0	0
17	Gono Shastha Kendra	35	90	5	0	0	0	0	0
18	Anirban Sangsad	179	192	81	0	0	0	0	0
19	ICDDR,B	198	300	6	0	0	0	0	0
20	CMH	126	4776	19	0	0	0	0	0
21	Spire	240	1200	98	0	0	0	0	0
22	Shimantik	2028	3756	487	72	31	18	25	43
23	TDH CLINIC	1440	3512	32	0	0	0	0	0
24	SHAKTTI FOUNDATION	474	2576	13	0	0	0	0	0
25	BWHC	124	124	0	0	0	0	0	0
26	SUKHI PARIBAR SANGSTHA	0	0	0	0	0	0	0	0
27	Association in Training & Management (AITAM)	39	648	0	0	0	0	0	0
28	R. H. Steps	783	2484	150	18	15	0	8	8
29	AL-FALAH MOJIN CLINIC	40	288	86	0	0	0	0	0
30	VPKA (VP KENDRA)	9733	29892	1779	2	0	0	0	0
31	MMKS	195	456	41	0	0	0	0	0
32	VFWA	1041	3540	603	1	0	0	0	0
33	Nari Moytri	347	6440	481	2	16	0	3	3
34	SGS	302	200	0	0	0	0	0	0
35	CWFD	166	276	0	0	0	0	0	0
36	Surjer Hasi Network	3811	6614	942	5	7	1	2	3
37	Kumudini Hospital	263	1700	87	0	0	0	8	8
38	Population Services & Training Centre (PSTC)	549	3744	231	0	0	0	3	3
39	Jonoseba M&C W Songstha	1557	2640	300	10	0	0	0	0
40	Urban Primary Health Care Project (UPHCP)	220	560	0	0	0	0	0	0
41	Sazeda Foundation	169	804	68	2	0	0	0	0
42	Adarsha Paribar Kalyan Shangsta	0	0	0	0	0	0	0	0
43	Rural Health Development Organization(RHDO)	21	336	25	0	0	0	0	0
44	NAGAR SASTHO KENDRO	78	2466	144	2	1	0	0	0
45	Urban Health Care	314	3972	196	9	10	0	2	2
46	Sonali Din	2	0	0	0	0	0	0	0
47	Ahoshania Mission	1956	14100	364	49	39	8	8	16
48	Active Social Welfare Society	150	3024	341	0	0	0	0	0
49	MISCS	329	2004	83	0	0	0	0	0
50	Bashundhara Ad-din Medical College Hospital	39	24	25	2	0	0	5	5
51	Surjer Hashi Network (Smiling Sun Franchise)	61	1164	41	6	0	0	0	0
52	Fatema Nursing Home	220	4200	260	0	0	0	0	0
NGO Total		66192	250103	13699	466	630	326	170	496
1	Biman Bahini	15	396	0	0	0	0	0	0
2	Sir Salimulla Medical College Hospital (Indoor)	175	0	122	67	87	0	44	44
3	BGME	2910	16918	480	0	0	0	0	0
4	DGHS Health Clinic	388	876	20	10	1	0	10	10
5	Victoria Hospital Narayanganj	286	60	2	2	9	0	6	6
6	Others Private Clinic	0	0	0	0	0	0	155	155
7	Madaripur Sadar Hospital	260	120	5	0	0	0	0	0
Multisector Total		4034	18370	629	79	97	0	215	215
NGO & Multisector Total		70226	268473	14328	545	727	326	385	711

Sl. No.	NGO and Multisectors	Oral Pill (Cycles)	Condom (Pieces)	Injectable (Vials)	IUD (Cases)	Implant (Nos.)	Permanent Method (Nos.)		
							Male	Female	Total
<b>Mymensing Division</b>									
1	Family Planning Association of Bangladesh (FPAB)	5478	34604	1613	11	25	41	0	41
2	BAVS	0	0	0	0	0	0	0	0
3	Marie Stopes Clinic	50	1000	44	2	0	0	0	0
4	Paribarik Shastha Clinic	0	0	0	4	0	0	0	0
5	Jatio Tarun Shanga	1530	3500	209	0	0	0	0	0
6	Bamaneh	212	492	1	0	0	0	0	0
7	Shanirvar Bangladesh	0	0	0	0	3	0	0	0
8	BRAC	0	648	59	1	0	0	0	0
9	Gono Shastha Kendra	0	0	0	0	0	0	0	0
10	MALANCHA SEBA SAMITY	0	0	0	0	0	0	0	0
11	SUPIRAT	0	0	0	0	0	0	0	0
12	R. H. Steps	0	108	15	0	0	0	0	0
13	MODEL CLINIC	18	2808	13	0	8	0	0	0
14	IPas Bangladesh	12	242	6	1	1	0	40	40
15	Surjer Hasi Network	647	1332	117	0	0	0	0	0
16	Friendship Bangladesh	150	146	0	0	0	0	0	0
17	Shastha Prokalpo	12	0	42	0	0	0	6	6
NGO Total		8109	44880	2119	19	37	41	46	87
1	BGB	9	528	8	0	0	0	0	0
2	BGME	430	11165	71	0	0	0	0	0
3	DGHS Health Clinic	177	12	0	0	0	0	0	0
Multisector Total		616	11705	79	0	0	0	0	0
NGO & Multisector Total		8725	56585	2198	19	37	41	46	87
<b>Chattogram Division</b>									
1	Family Planning Association of Bangladesh (FPAB)	27601	64652	3062	13	67	0	5	5
2	BAVS	604	5699	125	13	64	149	40	189
3	Concern Women for Family Planning (CWFP)	9	472	0	0	0	0	0	0
4	Marie Stopes Clinic	1291	8426	281	110	96	99	7	106
5	Paribarik Shastha Clinic	540	1320	305	1	0	0	0	0
6	Bamaneh	241	240	331	4	0	0	0	0
7	PSTC	510	628	61	18	3	0	0	0
8	Shanirvar Bangladesh	4891	4175	982	13	20	2	1	3
9	BRAC	0	0	0	0	0	0	0	0
10	Sromo Kallyan Shangstha	150	204	48	0	0	0	0	0
11	BAPSA	453	1224	53	7	0	0	0	0
12	FDSR	3957	7584	1291	3	8	0	0	0
13	CMH	1200	11738	82	13	0	0	26	26
14	BWHC	58	600	29	1	0	0	0	0
15	SUPIRAT	1554	1212	592	5	0	0	0	0
16	PROSHANTI	696	864	339	3	0	0	0	0
17	BONOPHUL (PKS)	90	396	8	0	0	0	0	0
18	NISKIRITY	1086	2748	467	2	0	0	0	0
19	IMAGE	2118	7636	517	10	5	0	0	0
20	MOMOTA	3990	14916	1266	96	93	0	28	28
21	SUS (TMA, NASIRABAD)	0	0	0	0	0	0	0	0
22	SHED	0	0	0	0	0	0	0	0
23	ISDE	0	0	0	0	0	0	0	0
24	CUFL	0	450	0	0	0	0	0	0
25	JUSH	0	0	0	0	0	0	0	0
26	R. H. Steps	1032	1584	283	19	3	0	0	0
27	MODEL CLINIC	1411	2557	25	3	31	0	25	25
28	BANDHAN	0	0	0	0	0	0	0	0
29	Ghasful	555	5400	27	0	0	0	0	0
30	SMC	1066	2172	107	18	3	0	0	0
31	IPas Bangladesh	504	554	16	5	1	0	0	0
32	Surjer Hasi Network	2321	2677	1167	9	12	0	0	0
33	Saya Path	1262	4064	223	13	6	29	0	29
34	B.R.D.B	102	252	51	0	0	0	0	0
35	RTMI	2444	7068	415	14	61	0	0	0
36	NAGAR MATRI SADAN	1769	4632	500	26	50	5	6	11
37	Urban Health Care	1539	2820	456	8	14	0	0	0
38	Mission Hospital, Chandraghona	720	1000	13	0	0	0	0	0
39	Ma Sasthya Seba Kandra-NSS, Chakaria	540	3807	354	2	0	0	0	0
NGO Total		66304	173771	13476	429	537	284	138	422
1	BGB	120	2660	2	0	0	0	0	0
2	Comilla Cantonment	307	5800	21	0	0	0	0	0
3	Biman Bahini	89	2400	4	0	0	0	0	0
4	Navy	240	11600	18	0	0	0	0	0
5	Railway Hospital	123	168	13	0	0	0	0	0
6	BGC Traust	0	0	0	0	0	0	0	0
7	BGME	47	155	0	0	0	0	0	0
8	DGHS Health Clinic	927	548	36	154	54	0	34	34
9	BKMEA	175	331	18	0	0	0	0	0
10	Others Private Clinic	0	0	0	0	0	0	22	22
11	Worker Welfare Centre	40	480	0	0	0	0	0	0
12	Upazila Health Complex	0	0	0	0	0	0	0	0
Multisector Total		2068	24142	112	154	54	0	56	56
NGO & Multisector Total		68372	197913	13588	583	591	284	194	478
<b>Sylhet Division</b>									
1	Family Planning Association of Bangladesh (FPAB)	2583	15665	440	0	14	1	6	7
2	BAVS	526	5620	187	1	53	22	2	24
3	Marie Stopes Clinic	941	1554	67	25	20	2	14	16
4	BRAC	139	3826	476	13	9	0	0	0
5	CMH	149	1236	4	0	0	0	6	6
6	Shimantik	8805	20456	4369	46	80	0	0	0
7	BWHC	1082	7484	1714	0	5	0	0	0
8	RED CRESCENT SANGSTHA	82	12	20	0	0	0	0	0
9	R. H. Steps	89	840	0	0	0	0	0	0
10	VARD, SYLHET	0	0	0	0	0	0	0	0
11	Sylhet Samaj Kallyan Sangatha	570	6960	2130	1	0	0	3	3
12	Surjer Hasi Network	550	2112	155	1	0	0	5	5
13	SUPPS	56	132	41	0	0	0	0	0
14	TIL Welfare Division	30	192	0	0	0	0	0	0
15	Govt. Labour Welfare Center	0	0	0	0	0	0	0	0
NGO Total		15602	66089	9603	87	181	25	36	61
1	BGB	0	0	0	0	0	0	0	0
2	Srama Kalyan Kendra	142	198	0	0	0	0	0	0
3	DGHS Health Clinic	1223	640	27	90	2	0	9	9
Multisector Total		1365	838	27	90	2	0	9	9
NGO & Multisector Total		16967	66927	9630	177	183	25	45	70
<b>NGO &amp; Multisector Grand Total of National</b>		<b>361658</b>	<b>1177428</b>	<b>90651</b>	<b>1594</b>	<b>2081</b>	<b>982</b>	<b>912</b>	<b>1894</b>

**Table -9: District wise Projection, Performance and Achievement Rate of Permanent and Long Acting Methods**

District	Permanent Method (Cases)					IUD (Cases)					Implant (Cases)				
	Yearly Projection	Reporting Month		July'21 to November'21		Yearly Projection	Reporting Month		July'21 to November'21		Yearly Projection	Reporting Month		July'21 to November'21	
		Perform.	Achi. Rate(%)	Perform.	Achi. Rate(%)		Perform.	Achi. Rate(%)	Perform.	Achi. Rate(%)		Perform.	Achi. Rate(%)	Perform.	Achi. Rate(%)
Dinajpur	3192	304	114.3	1538	115.6	3200	184	69.0	985	73.9	13500	1185	105.3	5654	100.5
Thakurgaon	2207	117	63.6	657	71.4	1950	44	27.1	274	33.7	4500	178	47.5	1682	89.7
Panchagarh	1752	77	52.7	272	37.3	1970	54	32.9	302	36.8	4584	293	76.7	1229	64.3
Nilphamari	1932	110	68.3	502	62.4	2800	142	60.9	779	66.8	5800	481	99.5	1842	76.2
Rangpur	3322	299	108.0	735	53.1	9300	231	29.8	1177	30.4	11500	730	76.2	2932	61.2
Kurigram	12381	38	3.7	239	4.6	9500	228	28.8	1108	28.0	10200	291	34.2	291	37.6
Gaibandha	1138	153	161.3	570	120.2	5300	214	48.5	1121	50.8	6800	577	101.8	2547	89.9
Lalmonirhat	5077	73	17.3	338	16.0	6900	183	31.8	963	33.5	8500	305	43.1	1404	39.6
<b>Rangpur Div.</b>	<b>31001</b>	<b>1171</b>	<b>45.3</b>	<b>4851</b>	<b>37.6</b>	<b>40920</b>	<b>1280</b>	<b>31.5</b>	<b>6709</b>	<b>39.3</b>	<b>65384</b>	<b>4040</b>	<b>74.1</b>	<b>18888</b>	<b>69.3</b>
Bogura	4952	178	43.1	877	42.5	5050	205	48.7	1177	56.9	13200	1030	93.6	4783	87.0
Joirpurhat	879	80	81.9	365	99.7	1800	62	41.3	437	58.3	5800	378	78.2	1914	79.2
Naogaon	1462	117	96.0	402	66.0	3200	126	47.3	706	53.0	6500	490	90.5	2210	81.6
Chapain Nawabganj	3188	173	65.1	675	50.8	4200	60	17.1	366	23.9	4800	185	46.3	717	35.9
Raibahani	6156	204	39.8	1071	41.8	8500	83	11.7	483	13.8	11000	571	62.3	2359	51.5
Natore	2834	207	87.6	896	75.9	2700	60	26.7	378	33.8	6500	504	93.0	2292	84.6
Pabna	1126	9	9.6	112	23.9	4500	247	65.9	1255	66.9	7900	412	62.6	1577	47.9
Serajganj	2075	108	62.5	382	44.2	4800	457	114.3	2382	119.1	7500	517	82.7	2128	68.1
<b>Rajshahi Div.</b>	<b>22672</b>	<b>1056</b>	<b>55.9</b>	<b>4780</b>	<b>50.6</b>	<b>34750</b>	<b>1300</b>	<b>44.9</b>	<b>7184</b>	<b>49.6</b>	<b>63200</b>	<b>4087</b>	<b>77.6</b>	<b>17980</b>	<b>68.3</b>
Kushtia	1482	129	104.5	688	111.4	2500	34	16.3	216	20.7	5900	225	45.8	151	6.1
Meherpur	845	50	71.0	263	74.7	1100	6	6.5	77	16.8	1500	52	41.6	74	11.8
Chuadanga	1289	129	120.1	578	107.6	1494	58	46.6	333	53.5	3500	248	85.0	181	12.4
Jhenaidaha	1262	106	100.8	503	95.7	1550	48	37.2	390	60.4	5500	206	44.9	177	7.7
Magura	1694	56	39.7	289	40.9	1850	74	48.0	377	48.9	3700	205	66.5	146	9.5
Narail	1455	43	35.5	96	15.8	1250	14	13.4	145	27.8	3000	112	42.0	76	5.7
Jashore	1584	110	83.3	417	63.2	3200	75	28.1	463	34.7	8300	424	61.3	357	10.3
Khulna	2120	197	111.5	779	88.2	3500	240	82.3	1324	90.8	8200	601	88.0	442	12.9
Bagerhat	1428	96	47.1	285	47.6	1900	72	45.5	423	53.4	4800	400	100.0	192	9.6
Satkhira	2168	37	20.5	330	36.5	1874	81	51.9	491	62.9	3800	312	98.5	73	4.6
<b>Khulna Div.</b>	<b>15327</b>	<b>913</b>	<b>71.5</b>	<b>4226</b>	<b>66.2</b>	<b>20218</b>	<b>702</b>	<b>41.7</b>	<b>4239</b>	<b>50.3</b>	<b>48400</b>	<b>2785</b>	<b>69.0</b>	<b>1869</b>	<b>9.3</b>
Barguna	1540	86	67.0	319	49.7	2229	48	25.8	297	32.0	8200	493	72.1	1976	57.8
Patuakhali	2400	125	62.5	488	48.8	4053	173	51.2	1036	61.3	7332	645	105.6	3045	99.7
Barishal	2270	154	81.4	732	77.4	4200	159	45.4	827	47.3	8200	378	55.3	2201	64.4
Jhalakati	2622	25	11.4	148	13.6	1200	24	24.0	147	29.4	3200	112	42.0	575	43.1
Bhola	2483	88	42.5	346	33.4	2364	103	52.3	570	57.8	6500	258	47.6	1224	45.2
Pirojpur	804	43	64.2	277	82.7	2552	106	49.8	616	57.9	4200	500	142.9	1926	110.1
<b>Barishal Div.</b>	<b>12119</b>	<b>521</b>	<b>51.6</b>	<b>2311</b>	<b>45.8</b>	<b>16598</b>	<b>613</b>	<b>44.3</b>	<b>3493</b>	<b>50.5</b>	<b>37632</b>	<b>2386</b>	<b>76.1</b>	<b>10947</b>	<b>69.8</b>
Gopalganj	2377	104	52.5	553	55.8	2500	36	17.3	206	19.8	4800	298	74.5	1028	51.4
Madaripur	955	36	45.2	215	54.0	3200	87	32.6	538	40.4	6500	222	41.0	777	28.7
Shariatpur	825	49	71.3	220	64.0	1200	103	103.0	582	116.4	5500	224	48.9	988	43.1
Faridpur	2800	148	63.4	723	62.0	3500	194	66.5	934	64.0	7500	386	61.8	1910	61.1
Rajbari	950	52	65.7	260	65.7	2800	118	50.6	624	53.5	5520	332	72.2	1214	52.8
Dhaka	12197	1145	112.7	4450	87.6	9800	868	106.3	5170	126.6	11200	1096	117.4	5614	120.3
Gazipur	7956	90	13.6	318	9.6	5500	189	41.2	820	36.8	7500	301	48.2	1082	34.6
Munshiganj	5292	75	17.0	355	16.1	2800	89	38.1	434	37.2	6500	252	46.5	1032	37.0
Narayanganj	4761	220	55.5	836	42.1	6500	125	23.1	700	25.8	7200	421	70.2	1642	54.7
Narsingdi	3303	289	105.0	1289	93.7	3500	266	91.2	1184	81.2	5500	313	68.3	1404	61.3
Manikganj	4675	311	79.8	1032	53.0	4500	69	18.4	358	19.1	6200	431	83.4	1627	63.0
Tangail	10852	237	26.2	1026	22.7	8200	217	31.8	1079	31.6	8500	790	145.8	3523	130.1
Kishoreganj	1671	117	84.0	480	68.9	6200	135	26.1	629	24.3	7500	576	92.2	2323	74.3
<b>Dhaka Div.</b>	<b>58614</b>	<b>2873</b>	<b>58.8</b>	<b>11757</b>	<b>48.1</b>	<b>60200</b>	<b>2496</b>	<b>49.8</b>	<b>13258</b>	<b>52.9</b>	<b>87920</b>	<b>5642</b>	<b>77.0</b>	<b>24134</b>	<b>65.9</b>
Jamalpur	2021	79	46.9	110	13.1	3500	38	13.0	253	17.3	7500	316	50.6	1225	39.2
Sherpur	1725	153	106.4	52	7.2	1750	320	219.4	1641	225.1	7200	956	159.3	3242	108.1
Mymensingh	3808	217	68.4	277	17.5	13100	235	21.5	1187	21.7	11500	639	66.7	2987	62.3
Netrokona	1765	100	68.0	64	8.7	2100	34	19.4	214	24.5	7800	769	118.3	3048	93.8
<b>Mymensingh Div.</b>	<b>9319</b>	<b>549</b>	<b>70.7</b>	<b>503</b>	<b>13.0</b>	<b>20450</b>	<b>627</b>	<b>36.8</b>	<b>3295</b>	<b>38.7</b>	<b>34000</b>	<b>2680</b>	<b>94.6</b>	<b>10502</b>	<b>74.1</b>
B. Baria	2229	91	49.0	5	0.5	4500	258	68.8	1128	60.2	11000	732	79.9	2696	58.8
Cumilla	5541	320	69.3	243	10.5	10500	552	63.1	3075	70.3	12200	933	91.8	3949	77.7
Chandpur	2930	151	61.8	143	11.7	5200	320	73.8	1768	81.6	7900	463	70.3	2531	76.9
Feni	2603	84	38.7	64	5.9	2796	296	127.0	1302	111.8	5500	396	86.4	1508	65.8
Noakhali	2292	177	92.7	162	17.0	4500	252	67.2	1736	92.6	8600	740	103.3	3548	99.0
Laxmipur	16307	69	5.1	58	0.9	8650	181	25.1	891	24.7	9144	281	36.9	1347	35.4
Chattoagram	4482	365	97.7	251	13.4	7800	824	126.8	3945	121.4	13600	1248	110.1	5288	93.3
Cox's Bazar	5468	57	12.5	54	2.4	4800	377	94.3	1740	87.0	7800	865	102.3	3047	93.8
Rangamati	1965	2	1.2	12	1.5	1300	90	83.1	408	75.3	2500	206	98.9	873	83.7
Khagrachhari	2350	11	5.6	2	0.3	1380	125	18.7	706	122.8	2400	184	82.0	842	84.2
Bandarban	1400	12	10.3	2	0.3	1400	83	71.1	425	72.9	3000	137	54.8	696	55.7
<b>Chattoagram Div.</b>	<b>47567</b>	<b>1339</b>	<b>33.8</b>	<b>997</b>	<b>5.0</b>	<b>52826</b>	<b>3358</b>	<b>76.3</b>	<b>17124</b>	<b>77.8</b>	<b>83644</b>	<b>5965</b>	<b>85.6</b>	<b>26324</b>	<b>75.5</b>
Sylhet	2202	174	94.8	105	11.4	3655	188	61.7	813	53.4	7900	665	101.0	2266	68.8
Habiganj	8908	105	14.1	40	1.1	5383	151	33.7	704	31.4	6300	412	78.5	1876	71.5
Moulavibazar	4246	103	29.1	24	1.4	3800	175	55.3	772	48.8	5520	427	92.8	1468	63.8
Sunamganj	3000	168	67.2	58	4.6	6200	146	28.3	746	28.9	10000	686	82.3	3315	79.6
<b>Sylhet Div.</b>	<b>18356</b>	<b>550</b>	<b>36.0</b>	<b>227</b>	<b>3.0</b>	<b>19038</b>	<b>660</b>	<b>41.6</b>	<b>3035</b>	<b>38.3</b>	<b>29720</b>	<b>2190</b>	<b>88.4</b>	<b>8925</b>	<b>72.1</b>
<b>National</b>	<b>214975</b>	<b>8972</b>	<b>50.1</b>	<b>5974</b>	<b>6.7</b>	<b>265000</b>	<b>11036</b>	<b>50.0</b>	<b>58337</b>	<b>52.8</b>	<b>449900</b>	<b>29775</b>	<b>79.4</b>	<b>119569</b>	<b>63.8</b>

**Table-10: District wise Projection, Performance and Achievement Rate of Short Acting Methods**

District	Yearly Projection	Injectables				Oral Pill				Condom					
		Reporting Month		July'21 to November'21		Reporting Month		July'21 to November'21		Reporting Month		July'21 to November'21			
		Perform. (in CYP)	Achl. Rate (%)	Perform.	Achl. Rate (%)	Perform. (in CYP)	Achl. Rate (%)	Perform.	Achl. Rate (%)	Perform. (in CYP)	Achl. Rate (%)	Perform.	Achl. Rate (%)		
Dinajpur	127040	3064	28.9	15591	29.5	260767	8361	38.5	42430	39.1	46804	704	18.0	3696	19.0
Thakurgaon	58168	2325	48.0	11987	49.5	119397	3036	30.5	15784	31.7	21430	200	11.2	1109	12.4
Panchagarh	45110	2147	57.1	11041	58.7	92594	4019	52.1	19893	51.6	16619	242	17.5	1186	17.1
Nilphamari	78976	3211	48.8	17109	52.0	162109	3226	23.9	14669	21.7	29096	369	15.2	1820	15.0
Rangpur	116309	5128	52.9	26031	53.7	238739	6054	30.4	29309	29.5	42851	886	24.8	4121	23.1
Kungram	102764	5199	60.7	27644	64.6	210936	7896	44.9	43225	49.2	37860	796	25.2	3977	25.2
Gaibandha	105710	5384	81.2	30131	85.4	216983	4250	23.5	25330	24.0	38946	666	20.5	4379	27.0
Lalmonirhat	53647	3018	67.5	14891	68.6	110118	806	8.8	8218	17.9	19765	281	17.1	1440	17.0
<b>Rangpur Div.</b>	<b>687724</b>	<b>29486</b>	<b>51.4</b>	<b>154425</b>	<b>53.9</b>	<b>1411643</b>	<b>37648</b>	<b>32.0</b>	<b>198858</b>	<b>33.8</b>	<b>253371</b>	<b>4143</b>	<b>19.6</b>	<b>21728</b>	<b>20.6</b>
Bogura	147522	3743	30.4	19532	31.9	302808	8267	32.8	41328	32.8	54350	1895	41.8	9246	40.8
Joipurhat	40761	604	17.8	3114	18.3	83668	1974	28.3	10113	29.0	15017	315	25.2	1586	25.3
Naogaon	112970	2277	24.2	11964	25.4	231885	7529	39.0	38819	40.2	41620	900	25.9	4620	26.6
Nawabganj	72361	1348	22.4	7754	25.7	148530	2880	23.3	10130	16.4	26659	944	42.5	4564	41.1
Rajshahi	118079	3467	35.2	17375	35.3	242374	5075	25.1	21271	21.1	43503	2102	58.0	9958	54.9
Natore	78958	1543	23.5	8152	24.8	162071	4305	31.9	15865	23.5	29090	951	39.2	4561	37.6
Pabna	112724	3809	40.5	18055	38.4	231380	7338	38.1	36676	38.0	41530	1192	34.4	5482	31.7
Serajganj	126511	5558	52.7	30144	57.2	258681	6701	31.0	40158	37.1	46609	1953	50.3	9683	49.9
<b>Rajshahi Div.</b>	<b>809896</b>	<b>22349</b>	<b>33.1</b>	<b>116190</b>	<b>34.4</b>	<b>1662397</b>	<b>44069</b>	<b>31.8</b>	<b>214360</b>	<b>30.9</b>	<b>298378</b>	<b>10252</b>	<b>41.2</b>	<b>49700</b>	<b>40.0</b>
Kushtia	87880	3174	43.3	15490	42.3	180386	5334	35.5	27752	36.9	32377	1103	40.9	5439	40.3
Meherpur	30922	1778	69.0	9492	73.7	63472	1234	23.3	5959	22.5	11392	382	40.2	1804	38.0
Chuadanga	49546	2107	51.0	10621	51.4	101700	2228	26.3	11783	27.8	18254	442	29.1	2139	28.1
Jhenaidaha	76037	1663	26.6	8686	27.8	154023	3937	30.7	20236	31.5	27645	587	25.5	2900	25.2
Magura	36802	1140	37.2	5529	36.1	75542	2486	39.5	13438	42.7	13559	331	29.3	1619	28.7
Narail	29486	952	38.7	4669	38.0	60525	2208	43.8	10434	41.4	10863	352	38.9	1867	41.2
Jashore	117531	5058	51.6	26492	54.1	241248	7593	37.8	35938	35.8	43301	1475	40.9	7224	40.0
Khulna	95141	3269	41.2	15937	40.2	195290	7811	48.0	40579	49.9	35052	1426	48.8	6989	47.9
Bagerhat	57830	1977	41.0	9375	38.9	118704	5421	54.8	26458	53.5	21306	718	40.4	3481	39.2
Satkhira	83660	2706	38.8	13561	38.9	171724	6264	45.8	32563	45.5	30822	1026	39.9	5128	39.9
<b>Khulna Div.</b>	<b>663835</b>	<b>23824</b>	<b>43.1</b>	<b>119852</b>	<b>43.3</b>	<b>1362614</b>	<b>44516</b>	<b>39.2</b>	<b>225140</b>	<b>39.7</b>	<b>244571</b>	<b>7842</b>	<b>38.5</b>	<b>38590</b>	<b>37.9</b>
Barguna	37786	1757	55.8	8997	57.1	77561	3007	46.5	15683	48.5	13921	214	18.4	1147	19.8
Patuakhali	64969	3565	65.8	17503	64.7	133358	5264	47.4	27065	48.7	23936	425	21.3	2143	21.5
Barishal	81297	3924	57.9	19248	56.8	166872	5165	37.1	24067	34.6	29951	779	31.2	3801	30.5
Jhalakati	22007	897	48.9	4136	45.1	45173	1210	32.1	5330	28.3	4108	185	54.0	846	49.4
Bhola	70911	7106	120.3	35487	120.1	145555	3140	25.9	14705	24.2	26125	282	13.0	1405	12.9
Pirojpur	39225	1923	58.8	9541	58.4	80514	4389	65.4	21208	63.2	14451	520	43.2	2525	41.9
<b>Barishal Div.</b>	<b>316195</b>	<b>19172</b>	<b>72.8</b>	<b>94912</b>	<b>72.0</b>	<b>649033</b>	<b>22175</b>	<b>41.0</b>	<b>180848</b>	<b>40.0</b>	<b>112492</b>	<b>2405</b>	<b>25.7</b>	<b>11867</b>	<b>25.3</b>
Gopalganj	42285	1106	31.4	5674	32.2	86796	4166	57.6	20377	56.3	15579	519	40.0	2593	39.9
Madaripur	44716	1591	42.9	8587	46.1	91795	3402	44.5	16264	44.1	16474	407	29.6	1932	28.4
Shariatpur	41204	1074	31.3	5383	31.4	94576	2223	31.5	11187	31.7	15189	315	24.9	1543	24.4
Faridpur	75739	2188	34.7	10421	33.0	155465	5362	41.4	27299	42.1	27904	1034	44.5	5015	43.1
Rajbari	44883	1232	32.9	6839	36.6	92129	2861	37.3	13788	35.9	16536	514	37.3	2557	37.1
Dhaka	140866	5916	50.4	33677	57.4	289145	9171	38.1	57374	47.6	51898	2981	68.9	15352	71.0
Gazipur	81371	1619	23.9	8405	24.8	167024	4431	31.8	27255	39.2	29979	1020	48.0	5274	42.2
Munshiganj	57703	1055	21.9	5506	22.9	118444	2887	29.2	15927	32.3	12159	547	30.9	2739	30.9
Narayanganj	102548	4229	49.5	20817	48.7	210492	7629	43.5	40174	45.8	37781	1229	39.0	6078	38.6
Narsingdi	83845	3729	53.4	18989	54.4	172102	5736	40.0	30153	42.0	30890	931	36.2	4513	35.1
Manikganj	58718	1155	23.6	6115	25.0	120527	3033	30.2	16141	32.1	21633	666	36.9	3194	35.4
Tangail	161665	4751	35.3	23463	34.8	331839	12800	46.3	44182	32.0	59561	1527	30.8	7272	29.3
Kishoreganj	108258	2890	32.0	15054	33.4	222213	6808	36.8	36011	38.9	39884	962	28.9	4809	28.9
<b>Dhaka Div.</b>	<b>1043801</b>	<b>32543</b>	<b>37.4</b>	<b>168930</b>	<b>38.8</b>	<b>2142537</b>	<b>70509</b>	<b>39.5</b>	<b>356722</b>	<b>40.0</b>	<b>384558</b>	<b>12652</b>	<b>39.5</b>	<b>62891</b>	<b>39.2</b>
Jamalpur	93414	2082	26.7	10471	26.9	191745	2737	17.1	17952	22.5	34416	576	20.1	2849	19.9
Sherpur	61547	5668	110.5	28460	111.0	126334	5631	53.5	27967	53.1	22675	1793	94.9	8908	94.3
Mymensingh	201944	2567	15.3	13844	16.5	414517	6324	18.3	23465	13.6	74400	1049	16.9	5446	17.6
Netrokona	80466	3276	48.9	16614	49.6	165167	3664	26.6	21669	31.5	29645	826	33.4	4257	34.5
<b>Mymensingh Div.</b>	<b>437371</b>	<b>13593</b>	<b>37.3</b>	<b>69389</b>	<b>38.1</b>	<b>897763</b>	<b>18356</b>	<b>24.5</b>	<b>91053</b>	<b>24.3</b>	<b>161136</b>	<b>4244</b>	<b>31.6</b>	<b>21460</b>	<b>32.0</b>
B. Baria	102278	2819	33.1	14528	34.1	209940	5288	30.2	27126	31.0	37681	830	26.4	4372	27.8
Cumilla	214659	7950	44.4	40306	45.1	440617	12697	34.6	58771	32.0	79085	1610	24.4	7882	23.9
Chandpur	90645	3534	46.8	17621	46.7	186062	4333	27.9	21904	28.3	33396	400	14.4	2011	14.5
Feni	54133	2078	46.1	10555	46.8	111116	2587	27.9	13220	28.6	19944	445	26.8	2336	28.1
Noakhali	112704	3558	37.9	18550	39.5	231341	4822	25.0	24199	25.1	41523	698	20.2	3551	20.5
Laxmipur	62810	3972	75.9	19368	74.0	128825	2391	22.3	11997	22.3	23140	220	11.4	1081	11.3
Chattoagram	203244	5885	33.6	28174	33.3	417185	10345	29.8	50407	29.0	74879	1667	26.7	8060	25.8
Cox's Bazar	81913	4942	72.4	24830	72.8	168138	5381	38.4	26291	37.5	30179	655	26.0	3092	24.6
Rangamati	19203	793	49.6	3849	48.1	39417	2406	73.2	11758	71.6	7075	280	47.5	1365	46.3
Khadrachhari	21840	916	50.3	4508	49.5	44829	2581	69.1	12440	66.6	8046	203	30.3	965	28.8
Bandarban	14064	696	59.4	3608	61.6	28867	1408	58.5	7204	59.9	5181	198	45.9	995	46.1
<b>Chattoagram Div.</b>	<b>977493</b>	<b>36943</b>	<b>45.4</b>	<b>185897</b>	<b>45.6</b>	<b>2006437</b>	<b>54239</b>	<b>32.4</b>	<b>265317</b>	<b>31.7</b>	<b>360129</b>	<b>7206</b>	<b>24.0</b>	<b>35720</b>	<b>23.8</b>
Sylhet	114882	6491	67.8	31822	66.5	235810	5743	29.2	30051	30.6	42325	1799	51.0	8449	47.9
Habiganj	75742	1509	23.9	7749	24.6	155470	5503	42.5	28835	44.5	27905	469	20.2	2397	20.6
Moulavibazar	65009	1763	32.5	8584	31.7	133440	3580	32.2	18862	33.9	23951	464	22.2	2264	22.7
Sunamganj	77523	2234	34.6	11416	35.3	159127	6431	48.5	33047	49.8	28561	899	37.8	4629	38.9
<b>Sylhet Div.</b>	<b>333156</b>	<b>11997</b>	<b>43.2</b>	<b>59571</b>	<b>42.9</b>	<b>683847</b>	<b>21257</b>	<b>37.3</b>	<b>110795</b>	<b>38.9</b>	<b>122742</b>	<b>3631</b>	<b>35.5</b>	<b>17739</b>	<b>34.7</b>
<b>National</b>	<b>5269461</b>	<b>189907</b>	<b>43.2</b>	<b>969166</b>	<b>44.1</b>	<b>10816271</b>	<b>312769</b>	<b>34.7</b>	<b>1570293</b>	<b>34.8</b>	<b>1937377</b>	<b>52375</b>	<b>32.4</b>	<b>259695</b>	<b>32.2</b>

**Table -11: Method wise Users (Normal & Postpartum as Old, New, Dropout, Postpartum Expire) and CAR by District at the end of November 2021**

Name of District	Total Eligible Couple	Oral Pill													Total Oral Pill
		Normal					Postpartum								
		Old	New	Total	Dropout		Old	New	Total	Dropout		Postpartum Expire			
					No Method	Switch Over				No Method	Switch Over				
Dinajpur	670922	255255	1363	256618	985	909	16906	1029	17935	87	198	682	274553		
Thakurgaon	306793	115311	660	115971	529	381	4691	304	4995	43	54	326	120966		
Panchagarh	238357	97347	604	97951	484	356	3906	284	4190	25	19	244	102141		
Niphamani	416900	158712	1006	159718	613	550	7692	534	8226	44	109	295	167944		
Rangpur	607693	217130	1541	218671	1024	602	9512	520	10032	69	77	318	228703		
Kurigram	543103	197851	1383	199234	766	564	8042	509	8551	120	88	386	207785		
Gaibandha	557755	208335	1498	209833	941	836	5966	399	6365	62	62	253	216198		
Lalmonirhat	283462	96398	831	97229	435	321	4864	245	5109	48	71	146	102338		
<b>Rangpur Div.</b>	<b>3624985</b>	<b>1346339</b>	<b>8886</b>	<b>1355225</b>	<b>5777</b>	<b>4519</b>	<b>61579</b>	<b>3824</b>	<b>65403</b>	<b>528</b>	<b>678</b>	<b>2650</b>	<b>1420628</b>		
Bogura	778026	300717	2033	302750	1411	1186	12712	952	13664	86	114	711	316414		
Joipurhat	215188	81665	665	82330	412	255	3364	283	3647	21	2819	825	85977		
Naogaon	595949	249126	1634	250760	1155	642	9208	588	9796	60	57	445	205556		
Chapainawabganj	382471	136803	886	137689	604	378	5274	337	5811	39	59	220	143300		
Rajshahi	622755	201091	2610	203701	1432	1207	10688	796	11484	349	263	281	215185		
Natore	416585	157138	1344	158482	723	599	7485	503	7988	48	121	370	166470		
Pabna	594695	210818	1509	212327	932	529	8740	531	9271	60	83	244	221598		
Serajganj	668104	250774	1556	252330	1099	693	17368	895	18263	101	153	574	270593		
<b>Rajshahi Div.</b>	<b>4273773</b>	<b>1588132</b>	<b>12237</b>	<b>1600369</b>	<b>7768</b>	<b>5489</b>	<b>74839</b>	<b>4885</b>	<b>79724</b>	<b>764</b>	<b>3669</b>	<b>3670</b>	<b>1680093</b>		
Kustia	462881	146079	1096	147175	764	503	6939	547	7486	39	98	404	154661		
Meherpur	162850	45110	327	45437	160	155	1265	77	1342	3	15	39	46779		
Chuadanga	261632	89177	671	89848	421	434	4284	338	4622	11	38	244	94740		
Jhenaidah	395337	148033	663	148696	556	290	5475	333	5808	81	40	1411	154504		
Magura	194462	71992	407	72399	292	170	4671	202	4873	31	43	193	72727		
Narail	156659	60558	488	61046	303	152	2198	140	2338	24	41	53	63384		
Jashore	620021	189883	1194	191077	715	479	7297	410	7707	88	91	253	198784		
Khulna	501569	177610	1632	179242	832	655	5678	339	6017	79	79	157	185259		
Bagerhat	304606	114100	845	114945	638	410	6197	372	6569	42	78	199	121514		
Satkhira	441458	172438	1122	173560	850	539	5833	422	6255	39	50	307	179815		
<b>Khulna Div.</b>	<b>3501475</b>	<b>1214980</b>	<b>8445</b>	<b>1223425</b>	<b>5531</b>	<b>3787</b>	<b>49837</b>	<b>3180</b>	<b>53017</b>	<b>437</b>	<b>573</b>	<b>3260</b>	<b>1276442</b>		
Barguna	199680	68830	1222	67052	496	577	5404	348	5752	51	121	170	72804		
Patuakhali	340716	113290	890	114180	564	485	7522	373	7895	84	124	168	122075		
Barishal	428772	152088	1201	153289	879	506	8260	450	8710	70	74	267	161999		
Jhalakati	117265	40606	447	41053	198	108	1961	198	2159	64	51	51	43212		
Bhola	373352	108410	871	109281	499	388	8776	486	9262	50	55	353	118543		
Pirojpur	207111	75979	658	76637	669	410	6548	541	7089	92	73	337	83726		
<b>Barishal Div.</b>	<b>1666896</b>	<b>556203</b>	<b>5289</b>	<b>561492</b>	<b>3305</b>	<b>2474</b>	<b>38471</b>	<b>2396</b>	<b>40867</b>	<b>411</b>	<b>498</b>	<b>1346</b>	<b>602359</b>		

Name of District	Total E. Couple	Oral Pill													Total Oral Pill
		Normal					Postpartum								
		Old	New	Total	Dropout		Old	New	Total	Dropout		Postpartum Expire			
					No Method	Switch Over				No Method	Switch Over				
Gopalganj	223617	86797	635	87432	380	254	3488	228	3716	56	30	88	91148		
Madaripur	236242	83707	486	84193	330	188	4272	356	4628	51	31	204	88821		
Shariatpur	217632	72675	457	73132	375	129	5006	252	5258	60	42	143	78390		
Fariapur	399917	132348	1018	133366	893	531	6401	715	7116	80	95	266	140482		
Rajbari	237411	80049	657	80706	398	314	4287	293	4580	48	68	220	85286		
Dhaka	742504	239273	1417	240690	1012	735	10468	734	11202	141	121	356	251892		
Gazipur	421980	171825	661	172486	616	281	7050	376	7426	36	68	222	179912		
Munshiganj	304127	105204	591	105795	421	315	6117	375	6492	28	54	203	112287		
Narayanganj	540947	195945	1426	197371	1013	712	9992	641	10633	91	93	382	208004		
Narsingdi	442707	157894	1028	158922	665	444	7432	490	7922	54	63	255	166844		
Manikganj	309596	106476	674	107150	603	334	5014	335	5349	112	39	256	112499		
Tangail	852092	331636	1838	333474	1409	676	10642	749	11391	151	82	445	344865		
Kishoreganj	556457	213968	1435	215403	1055	622	11246	557	11803	148	121	235	227206		
<b>Dhaka Div.</b>	<b>5485229</b>	<b>1977797</b>	<b>12323</b>	<b>1990120</b>	<b>9170</b>	<b>5535</b>	<b>91415</b>	<b>6101</b>	<b>97516</b>	<b>1056</b>	<b>907</b>	<b>3275</b>	<b>2087636</b>		
Jamalpur	492836	174134	799	174933	753	435	8551	433	8984	60	130	711	163917		
Sherpur	325060	123823	838	124661	566	342	5668	267	5935	35	61	168	130596		
Mymensingh	1066295	479531	2838	482369	2288	1161	29525	1565	31090	174	259	1156	513459		
Netrokona	424424	175543	940	176483	877	515	9420	474	9894	73	81	281	186377		
<b>Mymensingh Div.</b>	<b>2308615</b>	<b>953031</b>	<b>5415</b>	<b>958446</b>	<b>4394</b>	<b>2453</b>	<b>53164</b>	<b>2739</b>	<b>55903</b>	<b>342</b>	<b>531</b>	<b>2316</b>	<b>1014349</b>		
Brahmanbaria	541397	157940	959	158899	855	386	13563	663	14226	95	45	348	173125		
Cumilla	1126760	377850	2233	380083	1587	1014	27063	1520	28583	254	197	818	408666		
Chandpur	478155	170143	834	170977	773	424	13222	702	13924	117	86	464	184901		
Feni	286065	83227	617	83844	375	275	7023	351	7374	80	79	111	91218		
Noakhali	585432	188406	1013	189419	920	377	14492	603	15095	138	132	249	204514		
Lakshimpur	331094	101164	490	101654	451	151	7011	308	7319	63	35	183	108973		
Chatto gram	1073103	389501	2163	391664	1396	836	21682	1024	22706	191	145	552	414370		
Cox's Bazar	433554	139791	989	140780	794	397	14501	686	15187	144	122	226	155967		
Rangamati	101208	38967	213	39180	140	81	1057	135	1192	7	8	73	40372		
Khagrachhan	115447	47394	317	47711	168	105	1810	180	1990	22	19	96	49701		
Bandarban	74265	22190	368	22558	208	171	2832	292	3124	57	57	95	25682		
<b>Chatto gram Div.</b>	<b>5156480</b>	<b>1716573</b>	<b>10196</b>	<b>1726769</b>	<b>7667</b>	<b>4217</b>	<b>124256</b>	<b>6464</b>	<b>130720</b>	<b>1168</b>	<b>925</b>	<b>3215</b>	<b>1857489</b>		
Sylhet	606896	174037	1932	175969	2107	418	13541	628	14169	175	78	311	190138		
Habiganj	400920	147825	1106	148931	982	319	12050	605	12655	156	74	313	161586		
Moulavi Bazar	343493	116729	986	117715	776	486	8370	805	9175	107	125	1802	126890		
Sunamganj	410543	131565	1562	133127	1073	684	13558	836	14394	189	185	361	147521		
<b>Sylhet Div.</b>	<b>1761852</b>	<b>570156</b>	<b>5586</b>	<b>575742</b>	<b>4938</b>	<b>1907</b>	<b>47519</b>	<b>2874</b>	<b>50393</b>	<b>627</b>	<b>462</b>	<b>2787</b>	<b>626135</b>		
<b>National</b>	<b>27779305</b>	<b>9923211</b>	<b>68377</b>	<b>9991588</b>	<b>48550</b>	<b>30381</b>	<b>541080</b>	<b>32463</b>	<b>573543</b>	<b>5333</b>	<b>8243</b>	<b>22519</b>	<b>10565131</b>		

Name of District	Condom												Total Condom
	Normal					Postpartum							
	Old	New	Total	Drop out		Old	New	Total	Drop out		Postpartum Expire		
				No Methd	Switch Over				No Methd	Switch Over			
Dinajpur	30278	363	30641	269	153	2144	152	2296	22	33	101	32937	
Thakurgaon	10109	99	10208	70	40	483	25	508	2	4	11	10716	
Panchgarh	7569	159	7728	78	28	531	39	570	14	7	18	8298	
Niphamani	13237	136	13373	85	90	991	65	1056	17	26	36	14429	
Rangpur	29617	478	30095	210	114	1944	189	2133	35	60	36	32228	
Kurigram	23703	626	24329	308	126	1643	96	1739	27	11	48	26068	
Gaibandha	26168	391	26559	277	134	1481	90	1571	38	11	30	28130	
Lalmonirhat	8164	108	8272	137	38	815	36	851	4	4	32	9123	
<b>Rangpur Div.</b>	<b>148845</b>	<b>2360</b>	<b>151205</b>	<b>1434</b>	<b>723</b>	<b>10032</b>	<b>692</b>	<b>10724</b>	<b>159</b>	<b>156</b>	<b>312</b>	<b>161929</b>	
Bogura	57363	595	57958	289	440	2324	141	2465	18	27	108	60423	
Joipurhat	14179	128	14307	51	54	749	29	778	8	9	45	15085	
Naogaon	31870	403	32273	723	125	1831	123	1954	14	18	91	34227	
Nawabganj	42888	324	43212	219	101	2430	156	2586	15	16	147	45798	
Rajshahi	75879	1785	77664	909	745	6227	649	6876	279	267	89	84540	
Natore	36666	503	37169	237	158	2057	117	2174	82	47	69	39343	
Pabna	46554	351	46905	243	97	2564	104	2668	16	11	79	49573	
Seraiganj	60496	482	60978	319	136	4534	157	4691	39	38	100	65669	
<b>Rajshahi Div.</b>	<b>365895</b>	<b>4571</b>	<b>370466</b>	<b>2990</b>	<b>1856</b>	<b>22716</b>	<b>1476</b>	<b>24192</b>	<b>471</b>	<b>433</b>	<b>728</b>	<b>394658</b>	
Kustia	50547	511	51058	242	143	2882	171	3053	34	22	94	54111	
Meherpur	14993	121	15114	57	49	627	46	673	6	3	16	15787	
Chuadanga	18562	157	18719	99	45	1002	52	1054	6	14	474	19773	
Jhenaidaha	28989	268	29257	148	64	1816	129	1945	307	25	49	31202	
Magura	11858	124	11982	80	39	1101	53	1154	19	33	23	13136	
Narail	12737	119	12856	90	40	629	27	656	17	7	5	13512	
Jashore	51985	434	52419	265	144	2995	141	3136	31	33	105	55555	
Khulna	52238	1012	53250	595	131	1932	94	2026	34	27	52	55276	
Bagerhat	20733	369	21102	212	130	1404	88	1492	34	25	18	22594	
Satkhira	28105	270	28375	151	131	1624	89	1713	25	11	80	30088	
<b>Khulna Div.</b>	<b>290747</b>	<b>3385</b>	<b>294132</b>	<b>1939</b>	<b>916</b>	<b>16012</b>	<b>890</b>	<b>16902</b>	<b>513</b>	<b>200</b>	<b>916</b>	<b>311034</b>	
Barguna	5326	184	5510	94	89	604	36	640	7	12	10	6150	
Patuakhali	12424	198	12622	105	80	1168	55	1223	18	18	11	13845	
Barishal	25962	311	26273	240	189	2158	113	2271	27	18	50	28544	
Jhalakati	6026	88	6114	73	31	457	38	495	14	13	4	6609	
Bhola	12711	230	12941	204	78	793	49	842	8	5	15	13783	
Pirojpur	10719	159	10878	112	60	837	61	898	14	5	33	11776	
<b>Barishal Div.</b>	<b>73168</b>	<b>1170</b>	<b>74338</b>	<b>828</b>	<b>527</b>	<b>6017</b>	<b>352</b>	<b>6369</b>	<b>88</b>	<b>71</b>	<b>123</b>	<b>80707</b>	

Name of District	Condom												Total Condom
	Normal					Postpartum							
	Old	New	Total	Drop out		Old	New	Total	Drop out		Postpartum Expire		
				No Methd	Switch Over				No Methd	Switch Over			
Gopalganj	22199	268	22467	217	105	1586	77	1663	20	16	50	24130	
Madaripur	15148	138	15286	113	33	1610	69	1679	22	16	22	16965	
Shariatpur	18253	215	18468	100	44	1497	44	1541	15	8	38	20009	
Faridpur	42593	545	43138	238	151	2572	203	2775	60	28	91	45913	
Rajbari	19742	310	20052	145	51	1391	81	1472	41	11	35	21524	
Dhaka	75570	613	76183	345	187	5065	281	5346	44	47	166	81529	
Gazipur	33404	211	33615	141	57	2172	71	2243	20	15	30	35858	
Munshiganj	28931	209	29140	125	74	2468	100	2568	13	16	58	31708	
Narayanganj	39559	441	40000	348	222	3675	174	3849	51	47	123	43849	
Narshingdi	30427	476	30903	203	111	2695	124	2819	25	22	64	33722	
Manikganj	29541	294	29835	202	100	1696	146	1842	17	14	75	31677	
Tangail	65454	494	65948	298	123	3095	181	3276	55	34	65	69224	
Kishoreganj	31025	651	31676	432	388	3071	212	3283	93	61	65	34959	
<b>Dhaka Div.</b>	<b>451846</b>	<b>4865</b>	<b>456711</b>	<b>2907</b>	<b>1646</b>	<b>32593</b>	<b>1763</b>	<b>34356</b>	<b>476</b>	<b>335</b>	<b>882</b>	<b>491067</b>	
Jamalpur	27293	175	27468	100	52	1803	83	1886	15	9	20	29354	
Sherpur	15523	159	15682	80	30	894	30	924	11	19	34	16606	
Mymensingh	47299	658	47957	444	238	4149	303	4452	33	21	114	52409	
Netrokona	15140	256	15396	181	98	1659	78	1737	20	13	59	17133	
<b>Mymensingh Div.</b>	<b>105255</b>	<b>1248</b>	<b>106503</b>	<b>805</b>	<b>418</b>	<b>8505</b>	<b>494</b>	<b>8999</b>	<b>79</b>	<b>62</b>	<b>227</b>	<b>115502</b>	
Brahmanbarā	33530	322	33852	407	75	2821	141	2962	182	14	58	36814	
Cumilla	67098	680	67778	485	221	6929	374	7303	92	53	199	75081	
Chandpur	22745	240	22985	163	85	2325	128	2453	12	21	41	25438	
Feni	18922	212	19134	160	95	2270	117	2387	18	19	26	21521	
Noakhali	37949	266	38215	318	57	4305	168	4473	47	12	34	42688	
Lakshimpur	15310	118	15428	91	30	1601	69	1670	10	15	44	17098	
Chattoqram	74368	749	75117	477	239	6982	306	7288	67	46	174	82405	
Cox's Bazar	19774	256	20030	159	68	2636	129	2765	29	13	26	22795	
Rangamati	6114	67	6181	29	17	299	8	307	3	0	9	6488	
Khagrachhari	3708	37	3745	18	14	237	12	249	1	3	4	3994	
Bandarban	3600	142	3742	126	61	444	50	494	14	9	6	4236	
<b>Chattoqram Div.</b>	<b>303118</b>	<b>3089</b>	<b>306207</b>	<b>2433</b>	<b>962</b>	<b>30849</b>	<b>1502</b>	<b>32351</b>	<b>475</b>	<b>205</b>	<b>621</b>	<b>338558</b>	
Sylhet	52157	625	52782	1095	74	4834	200	5034	45	17	58	57816	
Habiganj	21363	256	21619	232	50	2520	110	2630	33	7	30	24249	
Moulavi Bazar	18135	276	18411	193	91	1402	147	1549	24	15	22	19960	
Sunamganj	24844	608	25452	498	191	3907	274	4181	110	35	114	29633	
<b>Sylhet Div.</b>	<b>116499</b>	<b>1765</b>	<b>118264</b>	<b>2018</b>	<b>406</b>	<b>12663</b>	<b>731</b>	<b>13394</b>	<b>212</b>	<b>74</b>	<b>224</b>	<b>131658</b>	
<b>National</b>	<b>1855373</b>	<b>22453</b>	<b>1877826</b>	<b>15354</b>	<b>7454</b>	<b>139387</b>	<b>7900</b>	<b>147287</b>	<b>2473</b>	<b>1536</b>	<b>4033</b>	<b>2025113</b>	

Name of District	Injectable											Total Injectable
	Normal					Postpartum					Postpartum Expire	
	Old	New	Total	Drop out		Old	New	Total	Drop out			
				No Methd	Switch Over				No Methd	Switch Over		
Dinajpur	69127	471	69598	325	338	3034	150	3184	27	35	118	72782
Thakurgaon	58045	269	58314	217	311	1378	51	1429	10	5	37	59743
Panchgarh	39335	326	39661	268	267	852	43	895	9	7	48	40556
Nilphamari	68200	433	68633	258	304	2785	138	2923	23	28	90	71556
Rangpur	104005	732	104737	510	684	3657	173	3830	65	105	74	108567
Kurigram	107872	894	108766	612	565	2104	114	2218	23	411	66	110984
Gaibandha	95438	976	96414	727	554	2393	101	2494	60	21	71	98908
Lalmonirhat	57291	376	57667	222	203	1509	60	1569	14	12	95	59236
<b>Rangpur Div.</b>	<b>599313</b>	<b>4477</b>	<b>603790</b>	<b>3139</b>	<b>3226</b>	<b>17712</b>	<b>830</b>	<b>18542</b>	<b>231</b>	<b>624</b>	<b>599</b>	<b>622332</b>
Bogura	103427	665	104092	437	361	2904	159	3063	15	21	127	107155
Joipurhat	23593	131	23724	61	56	559	26	585	5	6	12	24309
Naogaon	53987	506	54493	326	257	1507	65	1572	15	39	58	56065
Nawabganj	51303	253	51556	222	185	1218	45	1263	21	10	49	52819
Rajshahi	86158	1381	87539	693	812	4235	337	4572	123	135	55	92111
Natore	45553	504	46057	232	301	1472	72	1544	18	33	41	47601
Pabna	100629	365	100994	296	176	2809	71	2880	13	16	58	103874
Seraiganj	117467	737	118204	348	314	4599	120	4719	40	34	123	122923
<b>Rajshahi Div.</b>	<b>582117</b>	<b>4542</b>	<b>586659</b>	<b>2615</b>	<b>2462</b>	<b>19303</b>	<b>895</b>	<b>20198</b>	<b>250</b>	<b>294</b>	<b>523</b>	<b>606857</b>
Kustia	70123	476	70599	198	237	2215	92	2307	19	13	70	72906
Meherpur	34218	158	34376	78	126	494	46	540	0	2	13	34916
Chuadanga	51226	269	51497	168	193	1316	82	1398	10	24	48	52895
Jhenaidaha	48140	285	48425	173	164	1578	65	1643	21	37	23	50068
Magura	25392	193	25585	96	104	1456	52	1508	3	2	44	27093
Narail	17502	125	17627	81	74	416	12	428	2	6	4	18055
Jashore	123874	463	124337	355	294	3140	83	3223	17	29	66	127560
Khulna	67775	1000	68775	506	375	1609	71	1680	16	15	24	70455
Bagerhat	40839	437	41276	281	241	1374	69	1443	15	16	21	42719
Satkhira	64894	356	65250	193	162	1260	53	1313	10	7	55	66563
<b>Khulna Div.</b>	<b>543985</b>	<b>3762</b>	<b>547747</b>	<b>2129</b>	<b>1970</b>	<b>14858</b>	<b>625</b>	<b>15483</b>	<b>113</b>	<b>151</b>	<b>368</b>	<b>563230</b>
Barguna	37120	590	37710	310	326	1593	63	1656	49	21	34	39366
Patuakhali	70159	495	70654	278	1581	2621	107	2728	66	29	76	73382
Barishal	62105	589	62694	436	316	2791	104	2895	34	15	68	65589
Jhalakati	15977	165	16142	125	45	462	39	501	20	15	14	16643
Bhola	111466	666	112132	774	644	3707	151	3858	27	43	111	115990
Pirojpur	28443	318	28761	242	154	1038	44	1082	12	8	44	29843
<b>Barishal Div.</b>	<b>325270</b>	<b>2823</b>	<b>328093</b>	<b>2165</b>	<b>3066</b>	<b>12212</b>	<b>508</b>	<b>12720</b>	<b>208</b>	<b>131</b>	<b>347</b>	<b>340813</b>

Name of District	Injectable											Total Injectable
	Normal					Postpartum					Postpartum Expire	
	Old	New	Total	Drop out		Old	New	Total	Drop out			
				No Methd	Switch Over				No Methd	Switch Over		
Gopalganj	21363	260	21623	142	77	917	27	944	3	3	16	22567
Madaripur	34762	189	34951	137	111	1620	36	1656	17	22	34	36607
Shariatpur	30481	184	30665	186	98	1412	29	1441	11	1	22	32106
Faridpur	43904	489	44393	259	204	1078	58	1136	35	21	37	45529
Rajbari	31994	252	32246	170	140	1122	40	1162	9	10	25	33408
Dhaka	91343	590	91933	307	243	3757	132	3889	51	31	74	95822
Gazipur	40318	222	40540	135	66	1192	38	1230	1	4	28	41770
Munshiganj	31737	134	31871	119	92	1546	38	1584	39	9	23	33455
Narayanganj	71501	644	72145	381	277	3071	89	3160	29	23	88	75305
Narsingdi	64190	436	64626	315	407	2662	96	2758	52	36	44	67384
Manikganj	34932	306	35238	222	126	1141	54	1195	11	10	24	36433
Tangail	99551	515	100066	453	248	2124	71	2195	36	15	55	102261
Kishoreganj	65130	908	66038	550	529	3154	167	3321	61	53	54	69359
<b>Dhaka Div.</b>	<b>661206</b>	<b>5129</b>	<b>666335</b>	<b>3376</b>	<b>2623</b>	<b>24796</b>	<b>875</b>	<b>25671</b>	<b>355</b>	<b>238</b>	<b>524</b>	<b>692006</b>
Jamalpur	85390	274	85664	264	161	2588	75	2663	22	5	38	88327
Sherpur	51782	207	51989	187	121	1328	35	1363	12	21	47	53352
Mymensingh	118497	950	119447	665	488	5927	213	6140	92	25	198	125587
Netrokona	47808	416	48224	296	252	3221	108	3329	33	11	77	51553
<b>Mymensingh Div.</b>	<b>303477</b>	<b>1847</b>	<b>305324</b>	<b>1412</b>	<b>1022</b>	<b>13064</b>	<b>431</b>	<b>13495</b>	<b>159</b>	<b>62</b>	<b>360</b>	<b>318819</b>
Brahmanbaria	68652	412	69064	555	131	3800	123	3923	107	8	75	72987
Cumilla	172743	951	173694	737	451	8725	375	9100	87	60	141	182794
Chandpur	73932	383	74315	330	231	3287	124	3411	14	32	88	77726
Feni	39093	309	39402	217	130	2309	92	2401	22	12	22	41803
Noakhali	93666	418	94084	421	123	6433	168	6601	39	17	84	100685
Lakshimpur	68365	299	68664	213	66	3752	195	3947	20	7	89	72611
Chattogram	112927	847	113774	601	393	7080	226	7306	55	38	129	121080
Cox's Bazar	87705	752	88457	515	266	7579	273	7852	66	55	136	96309
Rangamati	13268	88	13356	71	62	389	10	399	3	0	8	13755
Khagrachhari	16538	83	16621	67	48	502	5	507	3	2	6	17128
Bandarban	11475	174	11649	189	102	862	45	907	15	10	13	12556
<b>Chattogram Div.</b>	<b>758364</b>	<b>4716</b>	<b>763080</b>	<b>3916</b>	<b>2003</b>	<b>44718</b>	<b>1636</b>	<b>46354</b>	<b>431</b>	<b>241</b>	<b>791</b>	<b>809434</b>
Sylhet	97125	712	97837	553	104	5921	133	6054	68	29	67	103891
Habiganj	41910	270	42180	302	95	3377	70	3447	10	3	25	45627
Moulavi Bazar	39343	276	39619	286	129	1432	47	1479	15	13	13	41098
Sunamganj	46948	637	47585	444	225	3848	152	4000	36	20	51	51585
<b>Sylhet Div.</b>	<b>225326</b>	<b>1895</b>	<b>227221</b>	<b>1585</b>	<b>553</b>	<b>14578</b>	<b>402</b>	<b>14980</b>	<b>129</b>	<b>65</b>	<b>156</b>	<b>242201</b>
<b>National</b>	<b>3999058</b>	<b>29191</b>	<b>4028249</b>	<b>20337</b>	<b>16925</b>	<b>161241</b>	<b>6202</b>	<b>167443</b>	<b>1876</b>	<b>1806</b>	<b>3668</b>	<b>4195692</b>



Name of District	IUD											Total IUD
	Normal					Postpartum					Postpartum Expire	
	Old	New	Total	Drop out		Old	New	Total	Drop out			
				No Methd	Switch Over				No Methd	Switch Over		
Dinajpur	9995	60	10055	35	34	340	14	354	4	3	10	10409
Thakurgaon	1794	6	1800	6	1	69	3	72	0	0	2	1872
Panchgarh	3962	10	3972	8	9	55	0	55	1	0	1	4027
Nilphamari	5532	41	5573	25	31	231	4	235	0	1	5	5808
Rangpur	13191	52	13243	67	14	547	4	551	2	1	9	13794
Kurigram	11605	92	11697	48	33	166	6	172	3	1	4	11869
Gaibandha	17067	54	17121	114	46	297	3	300	3	0	6	17421
Lalmonirhat	2602	32	2634	105	32	141	8	149	1	2	2	2783
<b>Rangpur Div.</b>	<b>65748</b>	<b>347</b>	<b>66095</b>	<b>408</b>	<b>200</b>	<b>1846</b>	<b>42</b>	<b>1888</b>	<b>14</b>	<b>8</b>	<b>39</b>	<b>67983</b>
Bogra	19185	41	19226	64	25	226	7	233	5	0	6	19459
Joipurhat	3092	19	3111	4	9	48	0	48	0	0	2	3159
Naogaon	10105	42	10147	38	22	239	12	251	89	0	10	10398
Nawabganj	5280	22	5302	12	7	158	2	160	2	0	4	5462
Rajshahi	7089	35	7124	25	20	198	4	202	1	1	5	7326
Natore	7649	32	7681	19	17	168	9	177	3	3	7	7858
Pabna	21402	45	21447	76	18	204	10	214	15	1	2	21661
Seraiganj	20445	149	20594	68	36	1481	9	1490	5	1	3	22084
<b>Rajshahi Div.</b>	<b>94247</b>	<b>385</b>	<b>94632</b>	<b>306</b>	<b>154</b>	<b>2722</b>	<b>53</b>	<b>2775</b>	<b>120</b>	<b>6</b>	<b>39</b>	<b>97407</b>
Kustia	4736	12	4748	14	10	63	2	65	1	0	3	4813
Meherpur	2040	1	2041	4	5	27	0	27	0	0	2	2068
Chuadanga	4410	22	4432	16	8	100	5	105	0	0	2	4537
Jhenaidaha	7213	21	7234	27	12	154	2	156	0	0	2	7390
Magura	3764	30	3794	6	10	175	7	182	7	0	1	3976
Narail	4380	4	4384	29	5	45	0	45	0	1	1	4429
Jashore	16767	36	16803	33	19	346	4	350	1	2	7	17153
Khulna	12739	56	12795	50	25	456	9	465	228	2	10	13260
Bagerhat	9670	38	9708	37	15	381	3	384	0	0	1	10092
Satkhira	9467	22	9489	17	4	428	2	430	1	2	5	9919
<b>Khulna Div.</b>	<b>75186</b>	<b>242</b>	<b>75428</b>	<b>233</b>	<b>113</b>	<b>2175</b>	<b>34</b>	<b>2209</b>	<b>238</b>	<b>7</b>	<b>34</b>	<b>77637</b>
Barguna	4285	29	4314	21	14	116	1	117	2	1	1	4431
Patuakhali	8162	40	8202	30	22	445	8	453	2	0	7	8655
Barishal	12021	36	12057	47	20	379	3	382	0	0	5	12439
Jhalakati	4479	10	4489	19	11	85	4	89	2	2	2	4578
Bhola	10788	31	10819	18	12	278	9	287	0	0	3	11106
Pirojpur	9055	30	9085	36	26	231	4	235	0	2	5	9320
<b>Barishal Div.</b>	<b>48790</b>	<b>176</b>	<b>48966</b>	<b>171</b>	<b>105</b>	<b>1534</b>	<b>29</b>	<b>1563</b>	<b>6</b>	<b>5</b>	<b>23</b>	<b>50529</b>

Name of District	IUD											Total IUD
	Normal					Postpartum					Postpartum Expire	
	Old	New	Total	Drop out		Old	New	Total	Drop out			
				No Methd	Switch Over				No Methd	Switch Over		
Gopalganj	4362	9	4371	14	4	102	1	103	0	0	4	4474
Madaripur	7396	43	7439	27	10	272	7	279	0	0	4	7718
Shariatpur	8987	42	9029	37	12	272	1	273	4	2	8	9302
Faridpur	14399	75	14474	65	20	298	10	308	2	1	23	14782
Rajbari	5965	25	5990	25	14	97	0	97	1	1	3	6087
Dhaka	21037	85	21122	40	23	782	21	803	3	2	9	21925
Gazipur	8915	21	8936	19	6	139	4	143	1	0	0	9079
Munshiganj	7430	13	7443	43	17	349	4	353	3	2	11	7796
Narayanganj	11494	41	11535	45	24	398	5	403	4	2	2	11938
Narsingdi	14872	34	14906	27	22	430	7	437	2	1	6	15343
Manikganj	6976	23	6999	21	15	89	3	92	0	0	7	7091
Tangail	20345	81	20426	72	25	311	4	315	3	5	5	20741
Kishoreganj	19042	73	19115	70	45	671	15	686	3	7	3	19801
<b>Dhaka Div.</b>	<b>151220</b>	<b>565</b>	<b>151785</b>	<b>505</b>	<b>237</b>	<b>4210</b>	<b>82</b>	<b>4292</b>	<b>26</b>	<b>23</b>	<b>85</b>	<b>156077</b>
Jamalpur	14599	29	14628	24	11	254	3	257	5	0	3	14885
Sherpur	6766	11	6777	12	9	61	4	65	0	0	3	6842
Mymensingh	21648	66	21714	42	41	625	7	632	12	2	3	22346
Netrokona	7618	19	7637	30	14	389	1	390	2	1	1	8027
<b>Mymensingh Div.</b>	<b>50631</b>	<b>125</b>	<b>50756</b>	<b>108</b>	<b>75</b>	<b>1329</b>	<b>15</b>	<b>1344</b>	<b>19</b>	<b>3</b>	<b>10</b>	<b>52100</b>
Brahmanbaria	17443	39	17482	140	31	610	14	624	3	1	9	18106
Cumilla	36843	208	37051	142	50	1998	95	2093	25	18	30	39144
Chandpur	12777	72	12849	62	44	1211	36	1247	2	7	25	14096
Feni	9934	48	9982	30	17	850	68	918	1	1	3	10900
Noakhali	18073	54	18127	66	10	1343	13	1356	3	2	12	19483
Lakshmipur	8007	15	8022	52	5	442	9	451	3	0	7	8473
Chattogram	41629	129	41758	155	53	1803	39	1842	4	2	31	43600
Cox's Bazar	11537	22	11559	50	7	1309	32	1341	3	0	14	12900
Rangamati	4946	16	4962	22	12	322	9	331	2	0	13	5293
Khagrachhari	3921	18	3939	18	5	192	5	197	0	0	0	4136
Bandarban	3845	15	3860	55	31	363	10	373	2	2	5	4233
<b>Chattogram Div.</b>	<b>168955</b>	<b>636</b>	<b>169591</b>	<b>792</b>	<b>265</b>	<b>10443</b>	<b>330</b>	<b>10773</b>	<b>48</b>	<b>33</b>	<b>149</b>	<b>180364</b>
Sylhet	15696	19	15715	46	16	889	8	897	6	0	23	16612
Habiganj	10040	7	10047	17	5	794	33	827	2	0	8	10874
Moulavi Bazar	10989	24	11013	40	20	501	22	523	4	3	5	11536
Sunamganj	12685	10	12695	39	12	750	17	767	2	0	3	13462
<b>Sylhet Div.</b>	<b>49410</b>	<b>60</b>	<b>49470</b>	<b>142</b>	<b>53</b>	<b>2934</b>	<b>80</b>	<b>3014</b>	<b>14</b>	<b>3</b>	<b>39</b>	<b>52484</b>
<b>National</b>	<b>704187</b>	<b>2536</b>	<b>706723</b>	<b>2665</b>	<b>1202</b>	<b>27193</b>	<b>665</b>	<b>27858</b>	<b>485</b>	<b>88</b>	<b>418</b>	<b>734581</b>

Name of District	Implant											Total Implant
	Normal					Postpartum					Postpartum Expire	
	Old	New	Total	Drop out		Old	New	Total	Drop out			
No Methd				Switch Over	No Methd				Switch Over			
Dinajpur	40295	293	40588	129	212	2498	67	2565	10	10	82	43153
Thakurgaon	13434	78	13512	51	69	326	13	339	2	0	12	13851
Panchagarh	12625	56	12681	31	51	272	10	282	1	0	5	12963
Nilphamari	18862	58	18920	65	54	991	11	1002	1	5	40	19922
Rangpur	31678	156	31834	111	64	1330	21	1351	8	3	25	33185
Kurigram	18447	84	18531	84	72	793	9	802	3	3	24	19333
Gaibandha	28222	46	28268	133	91	993	7	1000	8	1	20	29268
Lalmonirhat	12706	57	12763	33	44	487	10	497	15	4	18	13260
<b>Rangpur Div.</b>	<b>176269</b>	<b>828</b>	<b>177097</b>	<b>637</b>	<b>657</b>	<b>7690</b>	<b>148</b>	<b>7838</b>	<b>48</b>	<b>26</b>	<b>226</b>	<b>184935</b>
Bogura	51671	256	51927	193	221	2454	52	2506	6	4	88	54433
Joipurhat	14595	164	14759	25	48	694	29	723	1	2	47	15482
Naogaon	22464	138	22602	113	111	837	11	848	5	3	32	23450
Nawabganj	6955	82	7037	18	47	249	6	255	7	0	10	7292
Rajshahi	20242	151	20393	74	101	1026	19	1045	3	0	16	21438
Natore	20296	167	20463	71	96	1150	42	1192	14	5	37	21655
Pabna	22562	84	22646	42	54	659	20	679	1	5	8	23325
Serajganj	20998	95	21093	65	83	1119	15	1134	9	2	24	22227
<b>Rajshahi Div.</b>	<b>179783</b>	<b>1137</b>	<b>180920</b>	<b>601</b>	<b>761</b>	<b>8188</b>	<b>194</b>	<b>8382</b>	<b>46</b>	<b>21</b>	<b>262</b>	<b>189302</b>
Kustia	11993	95	12088	32	35	411	15	426	0	2	17	12514
Meherpur	3436	5	3441	6	8	70	0	70	0	1	0	3511
Chuadanga	9445	102	9547	18	34	314	18	332	3	8	22	9879
Jhenaidaha	16365	76	16441	56	41	698	22	720	1	4	12	17161
Magura	9488	39	9527	40	19	599	11	610	3	3	12	10137
Narail	6325	7	6332	14	8	224	2	226	0	0	1	6558
Jashore	29030	64	29094	58	53	1119	10	1129	2	2	24	30223
Khulna	29682	136	29818	91	47	980	14	994	3	2	192	30812
Bagerhat	13942	46	13988	27	25	915	2	917	1	592	14	14905
Satkhira	15690	33	15723	28	42	566	1	567	0	0	19	16290
<b>Khulna Div.</b>	<b>145396</b>	<b>603</b>	<b>145999</b>	<b>370</b>	<b>312</b>	<b>5896</b>	<b>95</b>	<b>5991</b>	<b>13</b>	<b>614</b>	<b>313</b>	<b>151990</b>
Barguna	12456	69	12525	30	31	726	14	740	5	10	23	13265
Patuakhali	22034	25	22059	61	62	1192	31	1223	3	3	14	23282
Barishal	20920	44	20964	59	37	1000	5	1005	2	3	25	21969
Jhalakati	6576	13	6589	20	4	259	2	261	2	2	3	6850
Bhola	21745	65	21810	50	53	788	19	807	35	0	3	22617
Pirojpur	11201	20	11221	40	21	677	3	680	11	2	237	11901
<b>Barishal Div.</b>	<b>94932</b>	<b>236</b>	<b>95168</b>	<b>260</b>	<b>208</b>	<b>4642</b>	<b>74</b>	<b>4716</b>	<b>58</b>	<b>20</b>	<b>305</b>	<b>99884</b>

Name of District	Implant											Total Implant
	Normal					Postpartum					Postpartum Expire	
	Old	New	Total	Drop out		Old	New	Total	Drop out			
No Methd				Switch Over	No Methd				Switch Over			
Gopalganj	9539	10	9549	20	12	626	6	632	1	1	15	10181
Madaripur	15331	15	15346	31	20	740	3	743	1	0	14	16089
Shariatpur	8708	10	8718	16	9	586	27	613	4	0	11	9331
Faridpur	20075	132	20207	83	43	929	11	940	2	3	30	21147
Rajbari	14511	73	14584	40	45	640	16	656	1	2	24	15240
Dhaka	28086	55	28141	29	30	1562	19	1581	8	3	13	29722
Gazipur	15004	19	15023	44	11	522	4	526	1	0	11	15549
Munshiganj	10511	25	10536	31	39	643	10	653	1	7	16	11189
Narayanganj	17163	57	17220	42	40	925	2	927	9	3	17	18147
Narshingdi	13602	34	13636	19	15	713	5	718	1	0	136	14354
Manikganj	14390	87	14477	58	54	520	16	536	3	1	19	15013
Tangail	39413	128	39541	108	97	1150	15	1165	3	2	30	40706
Kishoreganj	31934	147	32081	97	62	1941	36	1977	8	7	37	34058
<b>Dhaka Div.</b>	<b>238267</b>	<b>792</b>	<b>239059</b>	<b>618</b>	<b>477</b>	<b>11497</b>	<b>170</b>	<b>11667</b>	<b>43</b>	<b>29</b>	<b>373</b>	<b>250726</b>
Jamalpur	28735	40	28775	65	42	1167	13	1180	5	2	15	29955
Sherpur	19201	82	19283	47	27	543	18	561	0	1	22	19844
Mymensingh	44079	110	44189	92	78	1968	8	1976	12	7	53	46165
Netrokona	21735	55	21790	62	45	1675	13	1688	3	9	23	23478
<b>Mymensingh Div.</b>	<b>113750</b>	<b>287</b>	<b>114037</b>	<b>266</b>	<b>192</b>	<b>5353</b>	<b>52</b>	<b>5405</b>	<b>20</b>	<b>19</b>	<b>113</b>	<b>119442</b>
Brahmanbaria	23326	29	23355	77	51	2588	16	2604	10	1	45	25959
Cumilla	39310	143	39453	174	50	3147	89	3236	24	18	41	42689
Chandpur	19336	61	19397	63	34	2321	21	2342	7	3	46	21739
Feni	11883	21	11904	24	32	1483	17	1500	2	1	5	13404
Noakhali	25699	54	25753	57	7	3561	9	3570	10	12	35	29323
Lakshmipur	15037	30	15067	37	10	1291	5	1296	3	2	23	16363
Chattogram	56728	58	56786	154	69	3646	14	3660	9	8	47	60446
Cox's Bazar	27176	54	27230	89	43	2784	28	2812	13	11	23	30042
Rangamati	10249	5	10254	13	8	434	1	435	0	1	20	10689
Khagrachhari	7090	6	7096	19	1	296	4	300	6	0	1	7396
Bandarban	6343	0	6343	43	22	638	0	638	8	0	1	6981
<b>Chattogram Div.</b>	<b>242177</b>	<b>461</b>	<b>242638</b>	<b>750</b>	<b>327</b>	<b>22189</b>	<b>204</b>	<b>22393</b>	<b>92</b>	<b>57</b>	<b>287</b>	<b>265031</b>
Sylhet	32073	18	32091	56	20	3106	9	3115	2	2	26	35206
Habiganj	14064	14	14078	17	11	2133	3	2136	1	2	17	16214
Moulavi Bazar	17315	25	17340	43	22	1176	2	1178	0	0	13	18518
Sunamganj	21845	18	21863	76	30	2720	8	2728	9	4	17	24591
<b>Sylhet Div.</b>	<b>85297</b>	<b>75</b>	<b>85372</b>	<b>192</b>	<b>83</b>	<b>9135</b>	<b>22</b>	<b>9157</b>	<b>12</b>	<b>8</b>	<b>73</b>	<b>94529</b>
<b>National</b>	<b>1275871</b>	<b>4419</b>	<b>1280290</b>	<b>3694</b>	<b>3017</b>	<b>74590</b>	<b>959</b>	<b>75549</b>	<b>332</b>	<b>794</b>	<b>1952</b>	<b>1355839</b>



Name of District	Permanent Method														Postpartum Expire	Total Permanent Method	Total Acceptors	CAR(%)
	Male							Female										
	Normal			Postpartum			Total Male	Normal			Postpartum			Total Female				
	Old	New	Total	Old	New	Total	Old	New	Total	Old	New	Total	Old	New				
Dinajpur	68	6	74	66859	102	66961	67035	2337	129	2466	0	20	20	2486	550658	69521	546649	81.5
Thakurgaon	5	1	6	19706	246	19952	19958	372	35	407	0	3	3	410	243574	20368	241899	78.8
Panchgarh	9	0	9	12721	14	12735	12744	450	32	482	0	18	18	500	193193	13244	192120	80.6
Nilphamari	69	1	70	38054	23	38077	38147	1224	54	1278	0	1	1	1279	339095	39426	337523	81.0
Rangpur	119	0	119	33478	31	33509	33628	2079	34	2113	0	11	11	2124	472105	35752	505212	83.1
Kuorigram	1	0	1	22361	31	22392	22393	469	19	488	0	102	102	590	418077	22983	415921	76.6
Gaibandha	13	0	13	34835	68	34903	34916	1206	64	1270	0	6	6	1276	451555	36192	450091	80.7
Lalmonirhat	4	0	4	22361	34	22395	22399	592	30	622	0	5	5	627	229196	23026	227116	80.1
<b>Rangpur Div.</b>	<b>288</b>	<b>8</b>	<b>296</b>	<b>#####</b>	<b>549</b>	<b>250924</b>	<b>251220</b>	<b>8729</b>	<b>397</b>	<b>9126</b>	<b>0</b>	<b>166</b>	<b>166</b>	<b>9292</b>	<b>2897453</b>	<b>260512</b>	<b>2916531</b>	<b>80.5</b>
Bogura	58	0	58	51736	49	51785	51843	1694	99	1793	0	35	35	1828	0	53671	637418	81.9
Joipurhat	9	0	9	19324	31	19355	19364	328	23	351	0	2	2	353	0	19717	179465	83.4
Naogaon	12	0	12	68307	65	68372	68384	2218	93	2311	0	13	13	2324	0	70708	473966	79.5
Nawabganj	5	0	5	32987	81	33068	33073	1234	49	1283	0	24	24	1307	0	34380	304411	79.6
Rajshahi	539	0	539	68056	76	68132	68671	4529	82	4611	0	50	50	4661	0	73332	505163	81.1
Natore	53	0	53	51695	68	51763	51816	1539	104	1643	0	16	16	1659	0	53475	341380	81.9
Pabna	9	0	9	37156	55	37211	37220	642	28	670	0	11	11	681	0	37901	468658	78.8
Seraiganj	3	0	3	21969	79	22048	22051	1602	71	1673	0	15	15	1688	0	23739	545105	81.6
<b>Rajshahi Div.</b>	<b>688</b>	<b>0</b>	<b>688</b>	<b>#####</b>	<b>504</b>	<b>351734</b>	<b>352422</b>	<b>13786</b>	<b>549</b>	<b>14335</b>	<b>0</b>	<b>166</b>	<b>166</b>	<b>14501</b>	<b>0</b>	<b>366923</b>	<b>3455566</b>	<b>80.9</b>
Kustia	5	0	5	57114	43	57157	57162	2173	104	2277	0	33	33	2310	368241	59472	365316	78.9
Meherpur	0	0	0	23804	24	23828	23828	966	34	1000	0	1	1	1001	129019	24829	128514	78.9
Chuadanga	0	0	0	29526	33	29559	29559	1571	75	1646	0	2	2	1648	216377	31207	214737	82.1
Jhenaidaha	0	0	0	44624	39	44663	44663	1838	56	1894	0	7	7	1901	309771	46564	309653	78.3
Magura	2	0	2	18535	25	18560	18562	1081	37	1118	0	5	5	1123	154115	19685	152358	78.3
Narail	0	0	0	14494	14	14508	14508	408	37	445	0	2	2	447	123120	14955	120866	77.1
Jashore	91	1	92	47460	29	47489	47581	861	26	887	0	6	6	893	497718	48474	496392	80.1
Khulna	6	0	6	33482	44	33526	33532	684	28	712	0	82	82	794	404552	34326	403146	80.4
Bagerhat	35	0	35	20284	20	20304	20309	556	27	583	0	32	32	615	246646	20954	246542	80.9
Satkhira	0	0	0	37207	37	37244	37244	1106	42	1148	0	17	17	1165	354665	38409	352428	79.8
<b>Khulna Div.</b>	<b>139</b>	<b>1</b>	<b>140</b>	<b>#####</b>	<b>308</b>	<b>326838</b>	<b>326978</b>	<b>11244</b>	<b>466</b>	<b>11710</b>	<b>0</b>	<b>187</b>	<b>187</b>	<b>11897</b>	<b>2804224</b>	<b>338875</b>	<b>2789942</b>	<b>79.7</b>
Barguna	6	1	7	8289	23	8312	8319	585	24	609	0	11	11	620	155961	8939	156793	78.5
Patuakhali	8	1	9	17364	23	17387	17396	1216	53	1269	0	46	46	1315	272950	18711	272255	79.9
Barishal	29	0	29	27253	46	27299	27328	1122	46	1168	0	364	364	1532	331239	28860	329204	76.8
Jhalakati	3	0	3	7673	13	7686	7689	347	24	371	0	14	14	385	90498	8074	90251	77.0
Bhola	34	0	34	9736	7	9743	9777	137	9	146	0	48	48	194	303772	9971	301891	80.9
Pirojpur	5	0	5	9762	7	9769	9774	695	28	723	0	4	4	727	164947	10501	164274	79.3
<b>Barishal Div.</b>	<b>85</b>	<b>2</b>	<b>87</b>	<b>80077</b>	<b>119</b>	<b>80196</b>	<b>80283</b>	<b>4102</b>	<b>184</b>	<b>4286</b>	<b>0</b>	<b>487</b>	<b>487</b>	<b>4773</b>	<b>1319367</b>	<b>85056</b>	<b>1314668</b>	<b>78.9</b>

Name of District	Permanent Method														Postpartum Expire	Total Permanent Method	Total Acceptors	CAR(%)
	Male							Female										
	Normal			Postpartum			Total Male	Normal			Postpartum			Total Female				
	Old	New	Total	Old	New	Total	Old	New	Total	Old	New	Total	Old	New				
Gopalganj	4	0	4	19748	29	19777	19781	685	31	716	0	20	20	736	176998	20517	177309	79.3
Madaripur	1	0	1	14944	13	14957	14958	637	31	668	0	5	5	673	185371	15631	183784	77.8
Shariatpur	2	0	2	11937	31	11968	11970	517	17	534	0	9	9	543	166738	12513	165399	76.0
Faridpur	1	2	3	36793	50	36843	36846	1575	105	1680	0	26	26	1706	316411	38552	315995	79.0
Rajbari	0	0	0	17343	19	17362	17362	399	18	417	0	28	28	445	186520	17807	185223	78.0
Dhaka	297	17	314	49732	42	49774	50088	3227	178	3405	0	80	80	3485	567666	53573	561291	75.6
Gazipur	5	1	6	33279	9	33288	33294	734	48	782	0	18	18	800	321526	34094	325237	77.1
Munshiganj	5	0	5	27893	19	27912	27917	1616	83	1699	0	16	16	1715	229853	29632	226928	74.6
Narayanganj	59	7	66	31517	1164	32681	32747	1394	102	1496	0	21	21	1517	407233	34264	407270	75.3
Narsingdi	0	0	0	32274	19	32293	32293	2474	93	2567	0	52	52	2619	338099	34912	326956	73.9
Manikganj	0	0	0	29618	23	29641	29641	1034	80	1114	0	4	4	1118	240327	30759	238928	77.2
Tangail	5	0	5	59401	38	59439	59444	2495	173	2668	0	25	25	2693	661321	62137	660034	77.5
Kishoreganj	27	2	29	44077	76	44153	44182	1762	66	1828	0	26	26	1854	441464	46036	453895	81.6
<b>Dhaka Div.</b>	<b>406</b>	<b>29</b>	<b>435</b>	<b>#####</b>	<b>1532</b>	<b>410088</b>	<b>410523</b>	<b>18549</b>	<b>1025</b>	<b>19574</b>	<b>0</b>	<b>330</b>	<b>330</b>	<b>19904</b>	<b>4239527</b>	<b>430427</b>	<b>4228219</b>	<b>77.1</b>
Jamalpur	27	0	27	28227	12	28239	28266	1253	62	1315	0	21	21	1336	394045	29602	392444	79.6
Sherpur	0	0	0	16479	13	16492	16492	923	44	967	0	0	0	967	253503	17459	253324	77.9
Mymensingh	57	1	58	45010	51	45061	45119	1097	63	1160	0	97	97	1257	848910	46376	842759	79.0
Netrokona	169	0	169	25584	29	25613	25782	1226	42	1268	0	9	9	1277	335558	27059	332963	78.5
<b>Mymensingh Div.</b>	<b>253</b>	<b>1</b>	<b>254</b>	<b>#####</b>	<b>105</b>	<b>115405</b>	<b>115659</b>	<b>4499</b>	<b>211</b>	<b>4710</b>	<b>0</b>	<b>127</b>	<b>127</b>	<b>4837</b>	<b>1832016</b>	<b>120496</b>	<b>1821490</b>	<b>78.9</b>
Brahmanbaria	7	1	8	42794	47	42841	42849	1363	45	1408	0	12	12	1420	377367	44269	375974	69.4
Cumilla	35	2	37	85281	87	85368	85405	4596	144	4740	0	197	197	4937	857852	90342	858681	76.2
Chandpur	9	4	13	34215	21	34236	34249	1960	70	2030	0	1	1	2031	366274	36280	365299	76.4
Feni	1	0	1	23178	7	23185	23186	2542	82	2624	0	35	35	2659	209882	25845	206752	72.3
Noakhali	48	0	48	39846	30	39876	39924	2500	89	2589	0	13	13	2602	452653	42526	447054	75.1
Lakshimpur	1	0	1	14935	16	14951	14952	1736	28	1764	0	14	14	1778	242229	16730	239674	72.4
Chattoagram	27	1	28	60215	33	60248	60276	1507	62	1569	0	80	80	1649	800255	61925	795330	74.1
Cox's Bazar	125	0	125	15028	6	15034	15159	1057	33	1090	0	137	137	1227	350496	16386	346291	79.9
Rangamati	9	0	9	4441	1	4442	4451	95	4	99	0	2	2	101	82711	4552	82562	81.6
Khagrachhari	2	0	2	4622	3	4625	4627	17	4	21	0	23	23	44	89486	4671	89131	77.2
Bandarban	3	0	3	2402	1	2403	2406	18	4	22	0	9	9	31	60073	2437	59683	80.4
<b>Chattoagram Div.</b>	<b>267</b>	<b>8</b>	<b>275</b>	<b>#####</b>	<b>252</b>	<b>327209</b>	<b>327484</b>	<b>17391</b>	<b>565</b>	<b>17956</b>	<b>0</b>	<b>523</b>	<b>523</b>	<b>18479</b>	<b>3889278</b>	<b>345963</b>	<b>3866431</b>	<b>75.0</b>
Sylhet	72	1	73	45703	65	45768	45841	1777	43	1820	0	79	79	1899	468887	47740	467729	77.1
Habiganj	177	0	177	31020	69	31089	31266	1497	51	1548	0	15	15	1563	309047	32829	305813	76.3
Moulavi Bazar	24	1	25	30600	40	30640	30665	1099	38	1137	0	14	14	1151	264360	31816	263048	76.6
Sunamganj	120																	

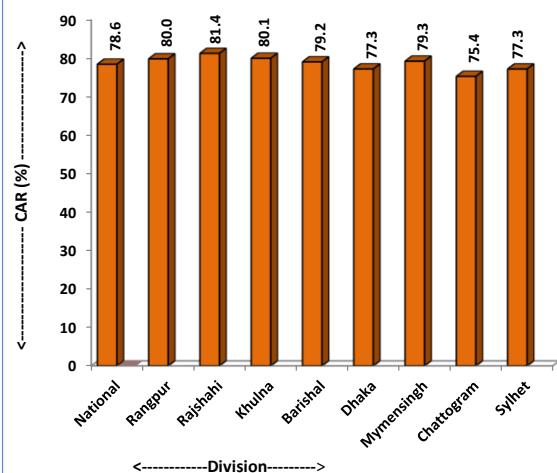
**Table -12: Number of New and Total Acceptors upto the end of October,21 and November,21**

Method	New Acceptors		% Change of November '21 over October,21	Total Acceptors		% Change of November '21 over October,21
	October '21	November '21		October '21	November '21	
Per.Method (Male)	1211	1018	-15.9	739940	738032	-0.3
Per.Method (Female)	5039	6695	32.9	2087436	2089598	0.1
Per.Method (Total)	6250	7713	23.4	2827376	2827630	0.0
IUD	7601	6905	-9.2	733893	732451	-0.2
Implant	18509	23797	28.6	1398058	1403030	0.4
Injectables	47687	52430	9.9	4226993	4222919	-0.1
Oral Pill	100219	104483	4.3	10566364	10565372	0.0
Condom	36913	38653	4.7	2059027	2061233	0.1
<b>Total</b>	<b>217179</b>	<b>233981</b>	<b>7.7</b>	<b>21811711</b>	<b>21812635</b>	<b>0.0</b>

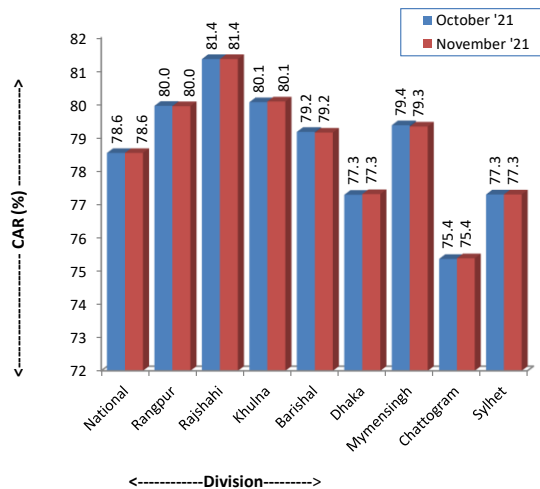
**Table -13: CAR(%) by Division upto the end of October 2021 and November 2021**

Division	October '21	November '21	% Change of November '21 over October,21
Rangpur	79.96	79.95	-0.01
Rajshahi	81.36	81.36	0.00
Khulna	80.07	80.09	0.02
Barishal	79.18	79.16	-0.02
Dhaka	77.30	77.32	0.02
Mymensingh	79.38	79.34	-0.04
Chattogram	75.38	75.40	0.02
Sylhet	77.31	77.31	0.00
<b>National</b>	<b>78.55</b>	<b>78.55</b>	<b>0.00</b>

**Graph-1: National & Division wise CAR upto the end of November 2021**



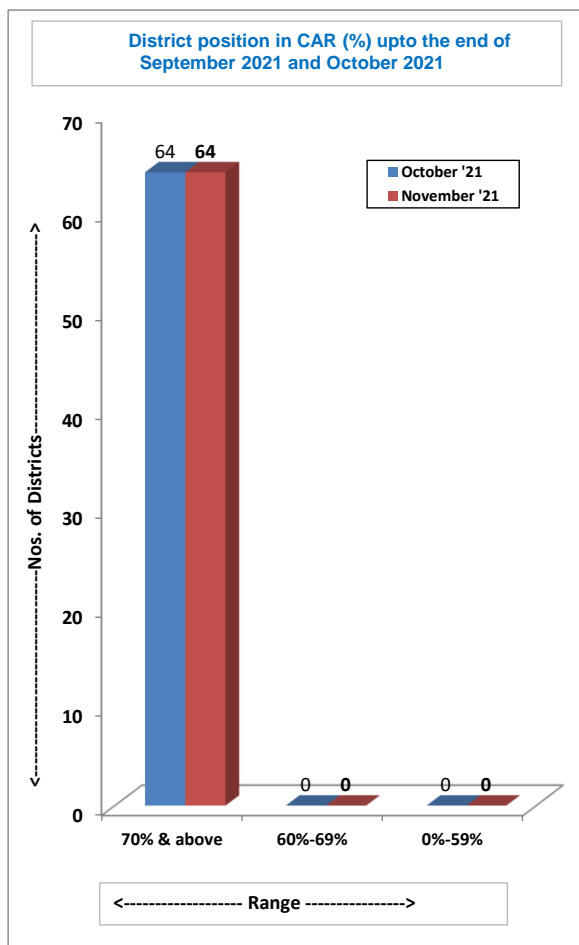
**Graph-2: National & Division wise CAR upto the end of October'21 and November,21**



**Table -14: District by Range of CAR upto the end of November 2021**

Range	Sl.No.	District	CAR (%)
70% & above	1	Joipurhat	83.77
	2	Chuadanga	82.74
	3	Serajganj	82.46
	4	Bogura	82.2
	5	Natore	82.18
	6	Dinajpur	82.06
	7	Rajshahi	81.66
	8	Rangamati	81.65
	9	Nilphamari	81.31
	10	Bhola	81.3
	11	Panchgarh	81.24
	12	Bagerhat	81.07
	13	Gaibandha	81.01
	14	Bandarban	80.89
	15	Lalmonirhat	80.83
	16	Cox's Bazar	80.82
	17	Khulna	80.64
	18	Nawabganj	80.63
	19	Satkhira	80.34
	20	Jashore	80.29
	21	Patuakhali	80.09
	22	Jamalpur	79.97
	23	Naogaon	79.86
	24	Pirojpur	79.73
	25	Mymensingh	79.57
	26	Kustia	79.54
	27	Kishoreganj	79.53
	28	Thakurgaon	79.45
	29	Pabna	79.23
	30	Gopalganj	79.22
	31	Magura	79.2
	32	Meherpur	79.18
	33	Faridpur	79.17
	34	Netrokona	79.06
	35	Rajbari	78.65
	36	Narail	78.59
	37	Madaripur	78.41
	38	Jhenaidaha	78.38
	39	Barguna	78.15
	40	Sherpur	77.96
	41	Sunamganj	77.87
	42	Rangpur	77.7
	43	Manikganj	77.67
	44	Tangail	77.6
	45	Khagrachhari	77.4
	46	Jhalakati	77.34
	47	Sylhet	77.31
	48	Barishal	77.25
	49	Habiganj	77.05
	50	Kurigram	76.98
	51	Moulavi Bazar	76.94
	52	Shariatpur	76.64
	53	Chandpur	76.63
	54	Dhaka	76.47
	55	Narshingdi	76.37
	56	Gazipur	76.18
	57	Cumilla	76.11
	58	Noakhali	76.01
	59	Munshiganj	75.52
	60	Narayanganj	75.29
	61	Chattogram	74.54
	62	Feni	73.28
	63	Lakshmipur	73.06
	64	Brahmanbaria	69.72

Range	Nos of Districts CAR (%)
70% & above	54
60% - 69%	0
0%-59%	0



**Table -15 : List of Upazila achieved CAR above 70% upto the end of November 2021**

Sl. No.	Name of District	Name of Upazila	Total Couples	Total Acceptors	CAR (%)	Sl. No.	Name of District	Name of Upazila	Total Couples	Total Acceptors	CAR (%)
1	Joipurhat	Khetlal	26794	22587	84.3	77	Bhola	Daulatkhan	34967	28525	81.6
2	Joipurhat	Panchbibi	55297	46563	84.2	78	Nilphamari	Dimla	64081	52268	81.6
3	Seraigani	Siraiganj Sadar	124937	105055	84.1	79	Bagerhat	Sarankhola	20986	17110	81.5
4	Joipurhat	Akkelpur	31398	26326	83.8	80	Jamalpur	Jamalpur Sadar	136332	111116	81.5
5	Rangamati	Langadu	15921	13338	83.8	81	Jashore	Bagherpara	48647	39646	81.5
6	Bogura	Sariakandi	50183	41973	83.6	82	Cox's Bazar	Ramu	46752	38100	81.5
7	Joipurhat	Joypurhat Sadar	66275	55403	83.6	83	Rangamati	Belaichhari	4879	3974	81.5
8	Cox's Bazar	Chakaria	86283	71915	83.3	84	Bagerhat	Mongla	27623	22498	81.4
9	Chuadanga	Alamdanga	81822	68173	83.3	85	Manikganj	Saturia	39381	32074	81.4
10	Bogura	Dhunot	68748	57266	83.3	86	Rajshahi	Bagha	43416	35358	81.4
11	Bogura	Kahaloo	55797	46461	83.3	87	Lalmonirhat	Patgram	48910	39828	81.4
12	Chuadanga	Chuadanga Sadar	71144	59186	83.2	88	Gaibandha	Palashbari	59380	48323	81.4
13	Chuadanga	Jiban Nagar	38388	31918	83.1	89	Bandarban	Bandarban	17147	13951	81.4
14	Natore	Gurudashpur	53543	44504	83.1	90	Jhenaidaha	Kotchandpur	32205	26186	81.3
15	Khulna	Batiaghata	39074	32445	83	91	Seraiganj	Tarash	47547	38653	81.3
16	Rajshahi	Bagmara	89017	73843	83	92	Dinajpur	Parbatipur	84146	68404	81.3
17	Joipurhat	Kalai	35424	29377	82.9	93	Bandarban	Naikhongchhari	12048	9794	81.3
18	Bagerhat	Bagerhat Sadar	55511	46033	82.9	94	Rangamati	Jurachhari	4518	3671	81.3
19	Rangamati	Kawkhali	10778	8933	82.9	95	Gaibandha	Sadullahpur	72412	58835	81.3
20	Bagerhat	Kachua	20632	17099	82.9	96	Chuadanga	Damurhuda	70278	57100	81.2
21	Rajshahi	Godagari	73618	60970	82.8	97	Nilphamari	Saidpur	56018	45508	81.2
22	Dinajpur	Birganj	74402	61600	82.8	98	Kishoreganj	Nikli	27650	22461	81.2
23	Dinajpur	Biroul	55850	46200	82.7	99	Gaibandha	Gobindaganj	111947	90915	81.2
24	Bogura	Shaiahanpur	81244	67183	82.7	100	Bogura	Bogra Sadar	95323	77412	81.2
25	Bogura	Sonatola	39865	32945	82.6	101	Kustia	Bheramara	52133	42330	81.2
26	Seraigani	Ullahpara	125047	103338	82.6	102	Bhola	Chartashion	92562	75139	81.2
27	Rangamati	Naniarchar	9291	7678	82.6	103	Kishoreganj	Kishoreganj	74127	60147	81.1
28	Dinajpur	Chirir Bandar	66407	54850	82.6	104	Dinajpur	Khanshama	44770	36325	81.1
29	Gaibandha	Sundarganj	115774	95578	82.6	105	Jashore	Keshobpur	59999	48670	81.1
30	Dinajpur	Hakimpur	21608	17838	82.6	106	Bogura	Adamdighi	45867	37195	81.1
31	Rajshahi	Boalia (Sadar)	101847	84071	82.5	107	Jashore	Monirampur	97404	78975	81.1
32	Seraigani	Ravani	70345	58040	82.5	108	Bandarban	Thanchi	4497	3645	81.1
33	Bhola	Monpura	15427	12728	82.5	109	Seraiganj	Kazipur	58461	47369	81.0
34	Dinajpur	Bochagani	34723	28630	82.5	110	Bagerhat	Morraiganj	58087	47063	81.0
35	Bandarban	Alikadam	10420	8590	82.4	111	Rajshahi	Durgapur	45195	36607	81.0
36	Nilphamari	Nilphamari Sadar	104888	86443	82.4	112	Satkhira	Kaliganj	68239	55270	81.0
37	Seraigani	Shazadpur	115777	95397	82.4	113	Bhola	Tajumuddin	26127	21161	81.0
38	Seraigani	Kamarkhand	31236	25737	82.4	114	Natore	Bagatipara	31430	25455	81.0
39	Dinajpur	Birampur	35850	29525	82.4	115	Panchgarh	Debiganj	56121	45437	81.0
40	Bhola	Lalmohan	64495	53113	82.4	116	Naogaon	Sapahar	40091	32439	80.9
41	Rangamati	Rangamati Sadar	20210	16640	82.3	117	Panchgarh	Panchgarh	64129	51883	80.9
42	Bagerhat	Fakirhat	30669	25247	82.3	118	Rajshahi	Puthiya	50323	40712	80.9
43	Bhola	Bhola Sadar	87843	72296	82.3	119	Patuakhali	Dashmina	28342	22928	80.9
44	Dinajpur	Dinajpur Sadar	102472	84296	82.3	120	Pirojpur	Pirojpur Sadar	28695	23212	80.9
45	Bogura	Shibganj	91492	75259	82.3	121	Khulna	Dacope	31992	25863	80.8
46	Khulna	Digholia	94494	77716	82.2	122	Gaibandha	Fulchhari	37185	30055	80.8
47	Mymensingh	Mymensingh	145814	119872	82.2	123	Gazipur	Gazipur Sadar	98169	79317	80.8
48	Natore	Natore Sadar	106291	87363	82.2	124	Bogura	Nandigram	43645	35259	80.8
49	Natore	Singra	87128	71581	82.2	125	Nawabganj	Bholahat	25629	20702	80.8
50	Rangamati	Raiasthali	4690	3852	82.1	126	Netrokona	Netrokona	70774	57141	80.7
51	Faridpur	Modhukhali	47094	38675	82.1	127	Meherpur	Mujibnagar	22789	18399	80.7
52	Bogura	Dupchanchia	44454	36495	82.1	128	Thakurgaon	Ranisankail	50274	40588	80.7
53	Rajshahi	Tanore	46862	38448	82	129	Patuakhali	Golachipa	82899	66923	80.7
54	Manikganj	Ghior	35633	29235	82	130	Kishoreganj	Bhariab	46850	37820	80.7
55	Naogaon	Manda	92734	76062	82	131	Pabna	Chatmohor	75280	60770	80.7
56	Bogura	Gabtali	75220	61692	82	132	Rangamati	Barkal	7493	6047	80.7
57	Natore	Lalpur	68356	56052	82	133	Kustia	Khoksa	30803	24858	80.7
58	Panchgarh	Boda	58621	48035	81.9	134	Pirojpur	Indurkani	16237	13103	80.7
59	Dinajpur	Fulbari	37425	30659	81.9	135	Naogaon	Porsa	30935	24963	80.7
60	Natore	Baraigram	69837	57208	81.9	136	Nawabganj	Gomostapur	66740	53851	80.7
61	Nilphamari	Domar	58495	47913	81.9	137	Pabna	Ishwardi	73963	59660	80.7
62	Dinajpur	Kaharole	35974	29455	81.9	138	Seraiganj	Chouhali	22645	18265	80.7
63	Naogaon	Niamatpur	59134	48386	81.8	139	Manikganj	Shibalaya	35461	28602	80.7
64	Lalmonirhat	Aditmari	49662	40630	81.8	140	Rangamati	Baghaichhari	12879	10387	80.7
65	Seraigani	Belkuchi	72109	58988	81.8	141	Cox's Bazar	Pekua	33661	27147	80.6
66	Rajshahi	Poba	78161	63928	81.8	142	Naogaon	Naogaon Sadar	63135	50901	80.6
67	Pabna	Santhia	90694	74173	81.8	143	Bandarban	Ruma	5037	4060	80.6
68	Nawabganj	Nachol	34778	28437	81.8	144	Kishoreganj	Tarail	31497	25387	80.6
69	Dinajpur	Nawabganj	51572	42152	81.7	145	Jhenaidaha	Harinakunda	44041	35497	80.6
70	Bogura	Sherpur	86188	70443	81.7	146	Dinajpur	Ghoraghat	25723	20724	80.6
71	Khulna	Dumuria	65824	53795	81.7	147	Jashore	Jessore Sadar	153065	123305	80.6
72	Cox's Bazar	Moheshkhali	60145	49144	81.7	148	Nawabganj	Chapai	121282	97691	80.5
73	Satkhira	Asasuni	57620	47064	81.7	149	Panchgarh	Atowari	29639	23862	80.5
74	Satkhira	Debhata	27515	22471	81.7	150	Rangpur	Gangachara	69550	55968	80.5
75	Lalmonirhat	Hatibandha	53234	42728	81.7	151	Tangail	Modhupur	114007	91699	80.4
76	Cox's Bazar	Teknaf	53277	43479	81.6	152	Faridpur	Faridpur Sadar	97794	78643	80.4
153	Jamalpur	Sharishabari	67463	54230	80.4	231	Pabna	Atghoria	36272	28795	79.4
154	Naogaon	Patnitola	55504	44607	80.4	232	Mymensingh	Bhaluka	91397	72512	79.3
155	Patuakhali	Dumki	13467	10823	80.4	233	Kustia	Kumarkhali	73968	58684	79.3
156	Magura	Magura Sadar	80880	64991	80.4	234	Mymensingh	Fulbaria	88224	69983	79.3
157	Kurigram	Fulbari	42398	34060	80.3	235	Netrokona	Atpara	26378	20913	79.3
158	Panchgarh	Tentulia	29847	23976	80.3	236	Netrokona	Kalmakanda	52059	41271	79.3



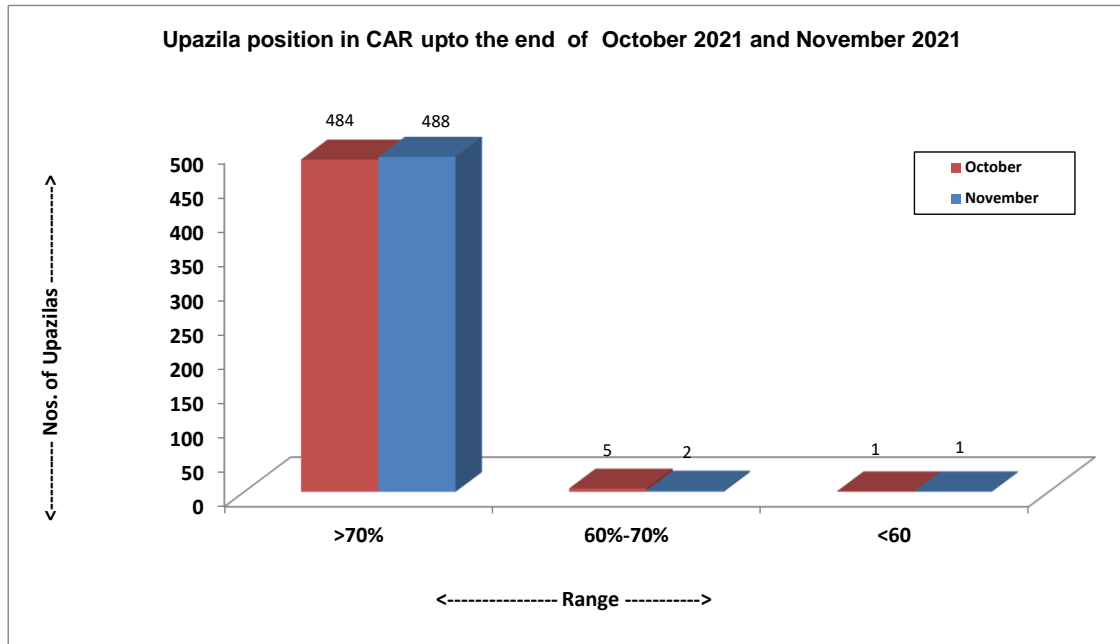
Sl. No.	Name of District	Name of Upazila	Total Couples	Total Acceptors	CAR (%)	Sl. No.	Name of District	Name of Upazila	Total Couples	Total Acceptors	CAR (%)
159	Faridpur	Nagarkanda	38975	31306	80.3	237	Jhalakati	Rajapur	24664	19552	79.3
160	Pirojpur	Bhandaria	25141	20194	80.3	238	Kurigram	Rajarhat	48017	38060	79.3
161	Chattogram	Banshkhal	81652	65576	80.3	239	Shariatpur	Janjira	33438	26495	79.2
162	Gopalganj	Muksudpur	56690	45527	80.3	240	Habiganj	Lakhai	29752	23562	79.2
163	Netrokona	Barhatta	34830	27962	80.3	241	Mymensingh	Haluaghat	67945	53804	79.2
164	Mymensingh	Gouripur	64293	51606	80.3	242	Barishal	Uzirpur	48393	38317	79.2
165	Jashore	Abhaynagar	56230	45120	80.2	243	Kishoreganj	Mithamoin	24529	19420	79.2
166	Nawabganj	Shibganj	134042	107536	80.2	244	Khulna	Koyra	41654	32953	79.1
167	Kishoreganj	Katiadi	61754	49536	80.2	245	Jhenaidaha	Moheshpur	72845	57627	79.1
168	Nilphamari	Jaldhaka	78660	63097	80.2	246	Rajshahi	Mohanpur	44557	35241	79.1
169	Kustia	Daulatpur	111288	89266	80.2	247	Pabna	Bhangoora	29910	23651	79.1
170	Lalmonirhat	Lalmonirhat Sadar	78632	63070	80.2	248	Pirojpur	Kawkhali	12580	9947	79.1
171	Kishoreganj	Austagram	30081	24127	80.2	249	Netrokona	Kendua	59693	47188	79.1
172	Jamalpur	Dewanpur	60190	48262	80.2	250	Cumilla	Brahmanpara	42791	33823	79.0
173	Satkhira	Shyamnagar	75717	60685	80.1	251	Sylhet	Sylhet Sadar	164563	130029	79.0
174	Meherpur	Meherpur Sadar	62446	50027	80.1	252	Kurigram	Char Rajibpur	24349	19236	79.0
175	Jashore	Sarsa	80587	64559	80.1	253	Jashore	Jhikarghachha	70860	55970	79.0
176	Nilphamari	Kishoreganj	54758	43866	80.1	254	Sunamganj	Dharmapasa	45357	35816	79.0
177	Khulna	Rupsha	38865	31133	80.1	255	Naogaon	Badalgachhi	49354	38967	79.0
178	Bandarban	Lama	19560	15667	80.1	256	Faridpur	Alphadanga	21386	16885	79.0
179	Madaripur	Madaripur Sadar	72896	58387	80.1	257	Kishoreganj	Itna	33214	26214	78.9
180	Cumilla	Chouddagram	88510	70893	80.1	258	Barguna	Amtali	66493	52476	78.9
181	Patuakhali	Mirzaganj	24666	19746	80.1	259	Habiganj	Azmiriganj	21169	16697	78.9
182	Gopalganj	Gopalganj Sadar	57989	46418	80	260	Rajbari	Rajbari Sadar	72848	57438	78.8
183	Madaripur	Shibchar	59015	47218	80	261	Netrokona	Modan	27776	21892	78.8
184	Pirojpur	Nesarabad	41681	33344	80	262	Manikganj	Daulatpur	35460	27946	78.8
185	Gaibandha	Gaibandha Sadar	103919	83099	80	263	Noakhali	Chatkhil	45463	35828	78.8
186	Khulna	Paikgachha	59141	47266	79.9	264	Kustia	Kushitia Sadar	115715	91175	78.8
187	Rajshahi	Charghat	49759	39767	79.9	265	Sunamganj	Jogonathpur	35090	27611	78.7
188	Barguna	Patharghata	34914	27898	79.9	266	Bagerhat	Chitalmari	28753	22618	78.7
189	Khagrachhari	Matiranga	25759	20582	79.9	267	Bagerhat	Rampal	34794	27369	78.7
190	Kurigram	Chilmari	31898	25477	79.9	268	Barishal	Gournadi	37551	29531	78.6
191	Pirojpur	Nazirpur	33247	26553	79.9	269	Kishoreganj	Bazitpur	46220	36346	78.6
192	Mymensingh	Irisal	93599	74753	79.9	270	Rangpur	Rangpur Sadar	138942	109247	78.6
193	Patuakhali	Kalapara	53622	42817	79.8	271	Faridpur	Char	13218	10391	78.6
194	Satkhira	Tala	63964	51047	79.8	272	Sunamganj	Sadar (South)	29460	23156	78.6
195	Khulna	Fultala	28342	22617	79.8	273	Bhola	Borhanuddin	51931	40810	78.6
196	Sherpur	Sribordi	58095	46357	79.8	274	Bandarban	Rowangchhari	5556	4366	78.6
197	Habiganj	Baniachhong	59416	47402	79.8	275	Netrokona	Durgapur	46855	36802	78.5
198	Jamalpur	Bakshiganj	42436	33842	79.7	276	Sylhet	Jakiganj	37554	29494	78.5
199	Patuakhali	Bauphal	65724	52406	79.7	277	Tangail	Bhuapur	44509	34953	78.5
200	Mymensingh	Ishwarganj	83241	66363	79.7	278	Gopalganj	Kasiani	44671	35059	78.5
201	Cumilla	Debidwar	93839	74800	79.7	279	Mymensingh	Phulpur	126421	99216	78.5
202	Thakurgaon	Thakurgaon Sadar	131831	105055	79.7	280	Tangail	Tangail Sadar	121829	95588	78.5
203	Satkhira	Satkhira Sadar	95571	76145	79.7	281	Gazipur	Sreepur	103786	81412	78.4
204	Sunamganj	Chhatak	56047	44647	79.7	282	Mymensingh	Nandail	84616	66372	78.4
205	Habiganj	Habiganj Sadar	64811	51627	79.7	283	Bagerhat	Mollahat	27551	21609	78.4
206	Jamalpur	Melandaha	63540	50609	79.6	284	Sunamganj	Tahirpur	37951	29762	78.4
207	Mymensingh	Mukttagacha	90548	72102	79.6	285	Kustia	Mirpur	78974	61928	78.4
208	Lalmonirhat	Kaliganj	53934	42940	79.6	286	Faridpur	Sadarpur	34975	27422	78.4
209	Rangpur	Pirganj	97267	77438	79.6	287	Kishoreganj	Karimganj	56001	43870	78.3
210	Barguna	Bmna	15010	11948	79.6	288	Jamalpur	Madarganj	54415	42624	78.3
211	Patuakhali	Patuakhali Sadar	71996	57307	79.6	289	Gaibandha	Shaghata	57138	44750	78.3
212	Naogaon	Mohadebbpur	70016	55724	79.6	290	Chandpur	Chandpur Sadar	74706	58475	78.3
213	Faridpur	Saltha	35198	28012	79.6	291	Dhaka	Savar	151013	118172	78.3
214	Sherpur	Nalitabari	58399	46473	79.6	292	Thakurgaon	Baliadangi	43159	33766	78.2
215	Magura	Shailkha	32347	25736	79.6	293	Jhalakati	Kathalia	21835	17082	78.2
216	Khagrachhari	Lakshnichhari	5717	4548	79.6	294	Netrokona	Mohonganj	31908	24961	78.2
217	Tangail	Gopalpur	58243	46330	79.5	295	Thakurgaon	Pirganj	49731	38900	78.2
218	Khagrachhari	Manikchhari	12189	9694	79.5	296	Sunamganj	Sulla	20239	15830	78.2
219	Cox's Bazar	Cox's Bazar Sadar	84657	67299	79.5	297	Mymensingh	Gafargaon	88512	69190	78.2
220	Mymensingh	Dhubaura	41685	33137	79.5	298	Faridpur	Bhanga	56607	44245	78.2
221	Narail	Lohagara	48510	38553	79.5	299	Magura	Sripur	37709	29458	78.1
222	Pabna	Bera	58918	46823	79.5	300	Chandpur	Faridganj	84567	66061	78.1
223	Satkhira	Kolaroa	52832	41983	79.5	301	Kishoreganj	Kuliarchar	36272	28329	78.1
224	Rajbari	Kalukhali	34068	27069	79.5	302	Kishoreganj	Hossainpur	39301	30685	78.1
225	Thakurgaon	Haripur	31798	25265	79.5	303	Meherpur	Gagni	77615	60593	78.1
226	Rajbari	Pangsha	58106	46156	79.4	304	Sunamganj	Bishwamvarpur	28637	22352	78.1
227	Sherpur	Jhenaigati	38026	30204	79.4	305	Jhenaidaha	Jhenaidaha	100422	78317	78.0
228	Khulna	Khulina Sadar	75680	60112	79.4	306	Barishal	Bakerganj	65087	50756	78.0
229	Rangpur	Taraganj	36439	28937	79.4	307	Magura	Mohammadpur	43526	33930	78.0
230	Narail	Kalia	45487	36122	79.4	308	Jamalpur	Islampur	68460	53362	77.9
309	Sylhet	Golapganj	49225	38360	77.9	387	Kurigram	Bhurungamari	66930	51150	76.4
310	Khulna	Terokhada	26503	20652	77.9	388	Jhenaidaha	Sailkupa	81975	62635	76.4
311	Pirojpur	Mathbaria	49530	38594	77.9	389	Tangail	Basail	39576	30238	76.4
312	Jashore	Chowgachha	53229	41473	77.9	390	Cumilla	Barura	91193	69644	76.4
313	Dhaka	Teigaon	149925	116795	77.9	391	Sylhet	Balaganj	50325	38428	76.4
314	Gopalganj	Kotalipara	44487	34651	77.9	392	Sylhet	South Shurma	56241	42903	76.3
315	Tangail	Kalifhati	91008	70816	77.8	393	Barguna	Betagi	23750	18112	76.3
316	Narayanganj	Bandar	67862	52797	77.8	394	Chattogram	Doublemooring	45283	34525	76.2
317	Naogaon	Rani Nagar	43241	33641	77.8	395	Dhaka	Mirpur	85862	65460	76.2
318	Khagrachhari	Panchhari	12074	9392	77.8	396	Dhaka	Dhamrai	90912	69196	76.1
319	Shariatpur	Goshairhat	30695	23869	77.8	397	Shariatpur	Naria	41785	31797	76.1
320	Dhaka	Keraniganj	144601	112371	77.7	398	Moulavi Bazar	Komolganj	47703	36297	76.1

Sl. No.	Name of District	Name of Upazila	Total Couples	Total Acceptors	CAR (%)	Sl. No.	Name of District	Name of Upazila	Total Couples	Total Acceptors	CAR (%)
321	Cox's Bazar	UKhiya	44150	34302	77.7	399	Feni	Parshuram	20566	15635	76.0
322	Moulavi Bazar	Kulaura	62518	48564	77.7	400	Cumilla	Monohargonj	51502	39134	76.0
323	Narshingdi	Narshingdi Sadar	126060	97894	77.7	401	Cumilla	Laksham	53650	40744	75.9
324	Rangamati	Kaptai	10549	8191	77.6	402	Noakhali	Sonaimuri	66944	50824	75.9
325	Rajbari	Goalunda Ghat	26360	20467	77.6	403	Moulavi Bazar	Juri	26131	19834	75.9
326	Naogaon	Atrai	46931	36419	77.6	404	Kishoreganj	Pakundia	48961	37122	75.8
327	Cox's Bazar	Kutubdia	24629	19110	77.6	405	Barishal	Barisal Sadar	84397	63956	75.8
328	Gopalganj	Tungipara	19780	15343	77.6	406	Cumilla	Muradnagar	105133	79657	75.8
329	Munshiganj	Tongi Bari	39155	30363	77.5	407	Cumilla	Lalmai	38273	28996	75.8
330	Jhenaidaha	Kaliganj	63849	49509	77.5	408	Sunamganj	Dherai	41255	31249	75.7
331	Barishal	Babuganj	26703	20703	77.5	409	Jhalakati	Jhalakati Sadar	35886	27177	75.7
332	Pabna	Faridpur	28412	22026	77.5	410	Tangail	Shakhipur	69083	52298	75.7
333	Barishal	Agailjhara	28822	22342	77.5	411	Brahmanbaria	Ashuganj	29225	22122	75.7
334	Sylhet	Gowainghat	55338	42891	77.5	412	Noakhali	Subarna Char	54553	41288	75.7
335	Netrokona	Purbadhala	56737	43956	77.5	413	Chandpur	Haimchar	18396	13917	75.7
336	Pabna	Pabna Sadar	137914	106837	77.5	414	Sherpur	Nakla	45192	34188	75.7
337	Sylhet	Kanaighat	48848	37830	77.4	415	Narayanganj	Narayanganj	199583	150969	75.6
338	Madaripur	Kalkini	55894	43272	77.4	416	Chattogram	Hathazari	74122	56037	75.6
339	Tangail	Ghatail	102657	79472	77.4	417	Narshingdi	Monohordi	58281	44047	75.6
340	Manikganj	Manikganj Sadar	66280	51295	77.4	418	Shariatpur	Palong (Sadar)	42704	32267	75.6
341	Netrokona	Khaliajhuri	17414	13472	77.4	419	Barishal	Hizla	25681	19393	75.5
342	Chattogram	Boalkhali	47444	36690	77.3	420	Chattogram	Sitakunda	79793	60250	75.5
343	Narail	Narail Sadar	62662	48445	77.3	421	Chattogram	Rawzan	64715	48858	75.5
344	Khagrachhari	Dighinala	16929	13080	77.3	422	Noakhali	Sudharam	91617	69147	75.5
345	Moulavi Bazar	Barlekha	44325	34239	77.2	423	Narshingdi	Palash	42198	31840	75.5
346	Lakshmipur	Ramgoti	35541	27452	77.2	424	Chandpur	Sharasti	49531	37372	75.5
347	Habiganj	Nabiganj	60262	46497	77.2	425	Kurigram	Roumari	45740	34500	75.4
348	Rangpur	Pirgachha	51339	39609	77.2	426	Madaripur	Rajoir	48437	36494	75.3
349	Shariatpur	Damoddyia	23644	18239	77.1	427	Cumilla	Meghna	23122	17411	75.3
350	Moulavi Bazar	Moulavi Bazar	55482	42790	77.1	428	Narayanganj	Rupganj	97468	73334	75.2
351	Moulavi Bazar	Rajnagar	42064	32438	77.1	429	Sylhet	Companiganj	28578	21500	75.2
352	Chandpur	Hajiganj	64571	49789	77.1	430	Sylhet	Biswanath	31609	23775	75.2
353	Chattogram	Panchlaish	32654	25167	77.1	431	Rangpur	Mithapukur	98720	74214	75.2
354	Cumilla	Adarsho Sadar	113963	87833	77.1	432	Chandpur	Matlab (South)	43853	32963	75.2
355	Khagrachhari	Khagrachhari	19896	15329	77	433	Habiganj	Bahubal	36439	27380	75.1
356	Gazipur	Kaliakair	61211	47152	77	434	Tangail	Delduar	47973	36044	75.1
357	Barishal	Mehendiganj	51109	39347	77	435	Cumilla	Chandina	78832	59205	75.1
358	Narshingdi	Belaboo	42232	32506	77	436	Shariatpur	Bhedarganj	45366	34071	75.1
359	Habiganj	Chunarughat	63086	48543	76.9	437	Lakshmipur	Kamalagar	34243	25702	75.1
360	Barishal	Banaripara	29641	22807	76.9	438	Noakhali	Companiganj	51357	38504	75.0
361	Gazipur	Tongi	29831	22947	76.9	439	Feni	Sonagazi	55449	41571	75.0
362	Moulavi Bazar	Sreemongal	65270	50198	76.9	440	Gazipur	Kaliganj	56326	42227	75.0
363	Noakhali	Hatiya	77513	59602	76.9	441	Noakhali	Begumganj	114442	85724	74.9
364	Rajbari	Baliakandi	46029	35390	76.9	442	Sylhet	Biani Bazar	34395	25753	74.9
365	Narshingdi	Raipura	114466	87976	76.9	443	Cumilla	Comilla Sadar	48582	36371	74.9
366	Pabna	Sujanagar	63332	48657	76.8	444	Khagrachhari	Mahalchhari	9765	7310	74.9
367	Sherpur	Sherpur Sadar	125348	96281	76.8	445	Kurigram	Ulipur	106779	79913	74.8
368	Lakshmipur	Ramganj	61528	47260	76.8	446	Naogaon	Dhamoirhat	44874	33559	74.8
369	Sunamganj	Dowara Bazar	41725	32048	76.8	447	Tangail	Nagarpur	67129	50195	74.8
370	Munshiganj	Serajdikhan	59726	45852	76.8	448	Munshiganj	Lohajong	31231	23344	74.7
371	Barishal	Muladi	31388	24087	76.7	449	Munshiganj	Munshiganj	82765	61851	74.7
372	Chandpur	Kachua	83878	64347	76.7	450	Faridpur	Boalmari	54670	40832	74.7
373	Munshiganj	Gazaria	31868	24444	76.7	451	Chattogram	Anwara	48472	36144	74.6
374	Noakhali	Senbag	55532	42594	76.7	452	Chattogram	Rangunia	76141	56723	74.5
375	Sunamganj	Sunamganj Sadar	44325	33996	76.7	453	Feni	Fulgazi	24939	18577	74.5
376	Tangail	Mirzapur	96078	73688	76.7	454	Narayanganj	Sonargaon	90121	67063	74.4
377	Noakhali	Kabirhat	38011	29142	76.7	455	Rangpur	Badarganj	67372	49955	74.1
378	Kurigram	Kurigram Sadar	73353	56237	76.7	456	Munshiganj	Srinagar	59382	43999	74.1
379	Kurigram	Nageswari	103639	79444	76.7	457	Brahmanbaria	Kashba	66340	49150	74.1
380	Sylhet	Jaintapur	31212	23925	76.7	458	Chandpur	Motlab (North)	58653	43350	73.9
381	Feni	Feni Sadar	94534	72369	76.6	459	Brahmanbaria	Brahmanbaria	80681	59609	73.9
382	Cumilla	Titash	34540	26438	76.5	460	Brahmanbaria	Bijoy Nagar	52714	38938	73.9
383	Jhalakati	Nalchhiti	34880	26687	76.5	461	Brahmanbaria	Akhaura	31266	23059	73.8
384	Barguna	Barguna Sadar	59513	45527	76.5	462	Cumilla	Burichong	69385	51161	73.7
385	Sunamganj	Jamalganj	30457	23293	76.5	463	Narshingdi	Shibpur	59470	43836	73.7
386	Rangpur	Kaunia	48064	36737	76.4	464	Cumilla	Homna	41601	30655	73.7
465	Sylhet	Fenchuganj	19008	13999	73.6	477	Chattogram	Patiya	70492	51148	72.6
466	Chattogram	Sandwip	60643	44624	73.6	478	Chattogram	Fatichhari	108855	78914	72.5
467	Manikganj	Harirampur	32514	23900	73.5	479	Brahmanbaria	Nasirnagar	57725	41643	72.1
468	Narayanganj	Araihazar	85913	63070	73.4	480	Chattogram	Lohagora	51304	36933	72.0
469	Chattogram	Mirsharai	85994	63021	73.3	481	Habiganj	Madhabpur	65985	47339	71.7
470	Cumilla	Daudkandi	74681	54650	73.2	482	Chattogram	Chandanaish	45675	32764	71.7
471	Cumilla	Nangolkot	77163	56473	73.1	483	Dhaka	Nawabganj	71641	51194	71.5
472	Chattogram	Karnaphuli	27697	20254	73.1	484	Dhaka	Dohar	48550	34478	71.0
473	Lakshmipur	Raipur	59796	43680	73	485	Brahmanbaria	Sarail	57606	40625	70.5
474	Chattogram	Satkania	72167	52627	72.9	486	Feni	Dagonbhuiyan	54870	38643	70.4
475	Manikganj	Singair	64867	47275	72.9	487	Lakshmipur	Lakshmipur	139986	98135	70.1
476	Khagrachhari	Ramgarh	13118	9551	72.8	488	Brahmanbaria	Nabinagar	100321	70283	70.1

Sl. No.	Name of District	Name of Upazila	Total Couples	Total Acceptors	CAR (%)	Sl. No.	Name of District	Name of Upazila	Total Couples	Total Acceptors	CAR (%)
---------	------------------	-----------------	---------------	-----------------	---------	---------	------------------	-----------------	---------------	-----------------	---------

**Table-16: List of Upazila achieved CAR 50-70% up to the end of November 2021**

Sl. No.	Name of District	Name of Upazila	Total Couples	Total Acceptors	CAR (%)
1	Gazipur	Kapasia	72657	48471	66.7
2	Feni	Chhagalnaiya	35707	23087	64.7
3	Brahmanbaria	Bancharampur	65519	31938	48.7



**Table -17: Method wise Dropout and Switch Over by Division upto the end of November 2021**

Division	Number of Acceptors dropped out and Switch Over									
	Oral Pill		Condom		Injectable		IUD		Implant	
	No Method	Switch Over	No Method	Switch Over	No Method	Switch Over	No Method	Switch Over	No Method	Switch Over
Rangpur	6305	5197	1589	1188	3136	3074	414	333	1021	1370
Rajshahi	8532	9158	3724	2975	3681	3347	580	329	1272	1505
Khulna	5968	4360	5199	1787	5259	2518	370	224	823	811
Barisal	3716	2972	1187	666	2351	1782	277	173	677	533
Dhaka	10226	6442	4629	2884	4764	3175	1054	451	1820	1209
Mymensingh	4736	2984	1123	622	1725	1443	294	114	706	649
Chattogram	8835	5142	3458	1618	5532	2863	1140	509	2291	1264
Sylhet	5565	2369	2083	846	2784	1102	337	155	938	432
National	53883	38624	22992	12586	29232	19304	4466	2288	9548	7773

**Table -18: Contraceptive Acceptors and Acceptance Rate by Division upto the end of October 2021 and November 2021**

Division	Month	Total Eligible Couple	Total Number of Acceptors							CAR (%)
			Permanent Method	IUD	Implant	Injectable	Oral Pill	Condom	Total	
Rangpur	Oct-21	3613680	433738	65236	185081	621028	1417451	166445	2888979	79.95
	Nov-21	3624985	435266	65857	186591	622384	1420628	166727	2897453	79.93
Rajshahi	Oct-21	4272304	479597	97533	190593	617311	1679656	411187	3475877	81.36
	Nov-21	4273773	479582	97366	190846	617347	1680093	411832	3477066	81.36
Khulna	Oct-21	3500492	414793	79351	156844	559961	1278341	314373	2803663	80.09
	Nov-21	3501475	414699	79217	157532	560419	1276442	315915	2804224	80.09
Barisal	Oct-21	1666394	137127	49762	104599	342455	602005	83167	1319115	79.16
	Nov-21	1666896	137025	49691	104979	342062	602359	83251	1319367	79.15
Dhaka	Oct-21	5496901	538614	155815	261502	705415	2093394	495689	4250429	77.32
	Nov-21	5485229	538036	154922	260913	703336	2087636	494684	4239527	77.29
Mymensingh	Oct-21	2307769	193304	51467	124582	327146	1014660	119762	1830921	79.34
	Nov-21	2308615	193376	51430	125281	327639	1014349	119941	1832016	79.36
Chattogram	Oct-21	5155150	424349	181859	281694	799682	1856564	342873	3887021	75.4
	Nov-21	5156480	424356	181698	283175	799628	1857489	342932	3889278	75.43
Sylhet	Oct-21	1760475	205543	49988	103264	247804	625505	128904	1361008	77.31
	Nov-21	1761852	205650	49723	103904	247854	626135	128788	1362054	77.31
National	Oct-21	27773165	2827065	731011	1408159	4220802	10567576	2062400	21817013	78.55
	Nov-21	27779305	2827990	729904	1413221	4220669	10565131	2064070	21820985	78.55

**Table -19: Status of Contraceptive Method-Mix based on CAR at the end of the Month of November 2021**

Method	Rangpur	Rajshahi	Khulna	Barishal	Dhaka	Mymensingh	Chattogram	Sylhet	National
Permanent Method	15.02	13.79	14.79	10.39	12.69	10.56	10.91	12.96	12.96
I U D	2.27	2.8	2.82	3.77	3.65	2.81	4.67	3.34	3.34
Implant	6.44	5.49	5.62	7.96	6.15	6.84	7.28	6.48	6.48
Injectables	21.48	17.75	19.98	25.93	16.59	17.88	20.56	19.34	19.34
Oral Pill	49.03	48.32	45.52	45.66	49.24	55.37	47.76	48.42	48.42
Condom	5.75	11.84	11.27	6.31	11.67	6.55	8.82	9.46	9.46
<b>Total</b>	<b>100.0</b>	<b>100.0</b>	<b>100.0</b>	<b>100.0</b>	<b>100.0</b>	<b>100.0</b>	<b>100.0</b>	<b>100.0</b>	<b>100.0</b>

**Table -20: Performance by type of MCH services for the month of October 2021 and November 2021**

(in Number)

Services	Performance		% Change of November '21 over October,21	
	October '21	November '21		
Number of Pregnant Women	933774	922700	-1.19	
No. of High Risk Pregnant Mother Referred	5430	5397	-0.61	
Treatment, Advised & Referred Infertile Couple	109123	109045	-0.07	
Treatment of RTI/STI (MCHTI, MFSTC, FWVTI-Raj & MCWCs)	6049	5868	-2.99	
<b>Antenatal Care</b>	1 <sup>st</sup> visit (within 4 Month)	167983	159348	-5.14
	2 <sup>nd</sup> visit (within 6 Month)	124811	119750	-4.05
	3 <sup>rd</sup> visit (within 8 Month)	97300	96086	-1.25
	4 <sup>th</sup> visit (in 9 <sup>th</sup> month) (including MCHTI, MFSTC & FWVTI-Raj)	83978	82657	-1.57
<b>Delivery</b> conducted in MCHTI, MFSTC, FWVTI-Rajshahi, MCWC, UHC, UH&FWC & NGO Clinics	Normal	49395	50161	1.55
	C-Section	45246	45707	1.02
	<b>Total Delivery</b>	94641	95868	1.30
<b>Postnatal Care</b> (including MCHTI, MFSTC, FWVTI-Raj, MCWC, UHC, UH&FWC)	PNC-1 (within 24 Hour)	43822	44352	1.21
	PNC-2 (within 2- 3 day)	39739	39660	-0.20
	PNC-3 (within 7 -14 day)	45199	40336	-10.76
	PNC-4 (within 42-48 day)	46370	48340	4.25
<b>TT for Women (15 - 49 Yrs.)</b>	1 <sup>st</sup> dose	109123	109045	-0.07
	2 <sup>nd</sup> dose	109017	107613	-1.29
	3 <sup>rd</sup> dose	109152	114490	4.89
	4 <sup>th</sup> dose	103178	100478	-2.62
	5 <sup>th</sup> dose	102672	101136	-1.50
<b>Immunization</b>	BCG (Vaccine)	144688	145859	0.81
	PCV 1	153933	153355	-0.38
	PCV 2	146858	148861	1.36
	PCV 3	148963	144269	-3.15
	MR Vaccine 1st Dose	135323	130524	-3.55
	MR Vaccine 2nd Dose	127625	125393	-1.75
Number of ECP acceptors	7903	8647	9.41	
Number of MR done ( Both Govt. & NGOs )	1552	2352	51.55	
<b>Total Live Births</b>	111679	113579	1.70	
Still Births (Including MCHTI, MFSTC & FWVTI-Raj )	288	187	-35.07	
<b>Death</b>	Neonatal Deaths (0 - 28 day)	418	312	-25.36
	Infant Death (29 days -<1 Yr.)	105	97	-7.62
	Child Death (1 - <5Yrs.)	15	22	46.67
	Maternal Deaths	90	69	-23.33
	Other Death	24943	25144	0.81
	<b>Total Death</b>	25550	25644	0.37
No. of Health Education in UH&FWC	8188	7730	-5.59	

**Table -21: Performance by type of Nutrition services for the month of October 2021 and November 2021**

Services		Performance		% Change of November '21 over October,21
		October '21	November '21	
Nutrition Services for Pregnant Women, 0-59 months aged child and Mother	Counseling on IYCF, IFA, Vitamin-A and Hand washinh	712624	730783	2.48
	Received IFA & Calcium Tablet (0-23 months child mother)	155793	153770	-1.32
	Exclusive Breast feeding up to 6 months	180998	170538	-6.13
	No. of children (6-23Month) feeding complementary foods	213471	191487	-11.48
	Feeding Tablet Vitamin A (6-59months Child)	3077	6670	53.87
	Received Tablet anti-helminthics (24-59months Child)	47086	49273	4.44
	Feeding Zink pill with ORS suffering form diarrhoea	4313	6536	34.01
	Identifying Suffering from MAM	11096	8074	-37.43
	Suffering from SAM & Referred	1738	1542	-12.71
	Identifying Child Stunting	4083	3963	-3.03
	Identifying Child Wasting	3518	3341	-5.30
	Identifying Child Under weight	3749	3370	-11.25

**Annex - A: Summary of the Couples and Acceptors by Month Since November 2021**

Indicators		June.'21	July.'21	August.'21	September.'21	October.'21	November.'21
Number of Total Couples		27734020	27746757	27771758	27768889	27773165	27779305
Number of Total Acceptors		21788481	21791905	21811711	21812635	21817013	21820985
CAR (Contraceptive Acceptance Rate)		78.56	78.54	78.54	78.55	78.55	78.55
<b>Method Specific Acceptors(Cumilative) by Month Since November2021</b>							
Indicators		June.'21	July.'21	August.'21	September.'21	October.'21	November.'21
Permanent Method (Male)Total		741602	739357	739940	738032	737045	736655
Permanent Method (Female) Total		2085059	2085647	2087436	2089598	2090020	2091335
Permanent Method (Total)		2826661	2825004	2827376	2827630	2827065	2827990
IUD (Users)Total		732706	731969	733893	732451	731011	729904
Implant (Users) Total		1397944	1393933	1398058	1403030	1408159	1413221
Injectable (Acceptors) Total		4222488	4224676	4226993	4222919	4220802	4220669
Oral Pill (Acceptors) Total		10553096	10560944	10566364	10565372	10567576	10565131
Condom (Acceptors) Total		2055586	2055379	2059027	2061233	2062400	2064070
Reporting Status	Number of Districts reported	64	64	64	64	64	64
	Number of Upazilas reported	490	489	490	490	490	491
<b>Method Specific Absolute Performance by Month Since November 2021</b>							
Indicators		June.'21	July.'21	August.'21	September.'21	October.'21	November.'21
Permanent Method (Male, Cases)		1846	652	1600	2268	2336	2306
Permanent Method (Female, Cases)		5513	3907	5856	6877	6950	6666
Permanent Method (Total, Cases)		7359	4559	7456	9145	9286	8972
I U D (in cases)		11191	9833	13474	12133	11861	11036
Implant (Cases)		20661	8142	28147	32316	31467	29775
Injectables (Doses)		807946	755088	775800	804103	782039	759604
Oral Pill (Cycles)		5123768	4728353	4654821	4757158	4722542	4691478
Condom (Pieces)		7923650	7368188	7832331	8069507	7827713	7856133
<b>Performance by types of MCH services by month since November 2021</b>							
Services		June.'21	July.'21	August.'21	September.'21	October.'21	November.'21
Number of Pregnant Women		890019	904010	908347	930659	933774	922700
No. of High Risk Pregnant Mother Referred		5390	4516	5379	5254	5430	5397
Antenatal Care	1 <sup>st</sup> visit (within 4 Month)	173924	135957	172940	183076	167983	159348
	2 <sup>nd</sup> visit (within 6 Month)	118799	111595	121256	125554	124811	119750
	3 <sup>rd</sup> visit (within 8 Month)	91845	84895	96547	99074	97300	96086
	4 <sup>th</sup> visit (in 9 <sup>th</sup> month) (including MCHTI, MFSTC & FWVTI-Raj)	75517	72122	83694	86145	83978	82657

Services		June.'21	July.'21	August.'21	September.'21	October.'21	November.'21
<b>Institutional Delivery(MCHTI, MFSTC, FWVTI-Raj, MCWC, UHC, UH&amp;FWC &amp; NGO)</b>	Normal	40992	41413	44754	48087	49395	50161
	Caesarian	36879	36074	40999	44014	45246	45707
	<b>Total</b>	<b>77871</b>	<b>77487</b>	<b>85753</b>	<b>92101</b>	<b>94641</b>	<b>95868</b>
<b>Non-Institutional Delivery</b>	At Home by Trained Persons	30669	28879	29212	30281	30769	30850
	At Home by Non-Trained Persons	10591	9698	10800	10671	10982	11010
	<b>Total</b>	<b>41260</b>	<b>38577</b>	<b>40012</b>	<b>40952</b>	<b>41751</b>	<b>41860</b>
<b>Total Delivery</b>		<b>119131</b>	<b>123285</b>	<b>125765</b>	<b>133053</b>	<b>136392</b>	<b>137728</b>
<b>Postnatal Care</b>	PNC-1 (within 24 Hour)	35286	35424	40360	43093	43822	44352
	PNC-2 (within 2- 3 day)	32754	32555	37793	38563	39739	39660
	PNC-3 (within 7 -14 day)	34963	34455	37049	40291	45199	40336
	PNC-4 (within 42-48 day) (including MCHTI, MFSTC & FWVTI-Raj)	43683	39844	47886	46724	46370	48340
Postnatal care by trained person till two days in Home Delivery		5251	4926	5048	4856	5052	5271
No. of uses 7.1% chlorhexidine digluconate for umbilical cord care		31345	32096	36480	41517	39768	40269
<b>TT for Women (15 - 49 Yrs.)</b>	1 <sup>st</sup> dose	112108	102861	107564	109525	109123	109045
	2 <sup>nd</sup> dose	105029	110747	106930	110422	109017	107613
	3 <sup>rd</sup> dose	108224	107052	109840	116808	109152	114490
	4 <sup>th</sup> dose	99130	98099	102213	105212	103178	100478
	5 <sup>th</sup> dose	98432	97384	100476	102775	102672	101136
<b>Immunization</b>	BCG (Vaccine)	139626	138409	138409	138409	141084	144688
	PCV 1	145804	150260	150260	150260	148992	153933
	PCV 2	147608	151504	151504	151504	142083	146858
	PCV 3	144668	148987	148987	148987	187230	148963
	MR Vaccine 1st Dose	132906	135423	135423	135423	136857	135323
	MR Vaccine 2nd Dose	122352	130170	130170	130170	125128	127625
<b>*Total Live Births</b>		<b>99217</b>	<b>96271</b>	<b>101200</b>	<b>109424</b>	<b>111679</b>	<b>113579</b>
Still Births (Including MCHTI, MFSTC & FWVTI-Raj)		185	171	180	324	288	187
<b>Death</b>	Neonatal Death (0 - 28 day)	214	206	262	297	418	312
	Infant Death (29 days -<1 Yr.)	84	67	78	101	105	97
	Child Death (1 -< 5 Yrs.)	11	7	14	20	15	22
	Maternal Death	49	78	52	65	90	69
	Other Death	25757	33737	32183	26693	24943	25144
	<b>Total Death</b>	<b>26115</b>	<b>24580</b>	<b>25571</b>	<b>25571</b>	<b>25644</b>	<b>25644</b>
<b>* Live births conducted at Govt. MCH, DH, MCWC, UHC, UH&amp;FWC, NGOs and Home. The information is collected by FWAs through field visit.</b>							



**Annex - C : City Corporation wise Contraceptive Acceptors and Acceptance Rate (CAR) (Partial) at the end of the month of November 2021**

Name of the City Corporation	Eligible Couple	Oral Pill	Condom	Injectable	I U D	Implant	Permanent Method			Total Acceptors	CAR(%)
							Male	Female	Total		
Rangpur City Corporation	105769	39094	10130	17467	1153	5771	3409	6427	9836	83451	0
<b>Rangpur Division</b>	<b>105769</b>	<b>39094</b>	<b>10130</b>	<b>17467</b>	<b>1153</b>	<b>5771</b>	<b>3409</b>	<b>6427</b>	<b>9836</b>	<b>83451</b>	<b>78.9</b>
Rajshahi City Corporation	101847	29567	28636	15983	698	2223	573	6391	6964	84071	0
<b>Rajshahi Division</b>	<b>101847</b>	<b>29567</b>	<b>28636</b>	<b>15983</b>	<b>698</b>	<b>2223</b>	<b>573</b>	<b>6391</b>	<b>6964</b>	<b>84071</b>	<b>82.55</b>
Khulna City Corporation	134752	37824	26732	18999	7621	8865	4878	5777	10655	110696	0
<b>Khulna Division</b>	<b>134752</b>	<b>37824</b>	<b>26732</b>	<b>18999</b>	<b>7621</b>	<b>8865</b>	<b>4878</b>	<b>5777</b>	<b>10655</b>	<b>110696</b>	<b>82.15</b>
Barisal City Corporation	29292	12057	4688	2892	354	1948	287	1170	1457	23396	0
<b>Barisal Division</b>	<b>29292</b>	<b>12057</b>	<b>4688</b>	<b>2892</b>	<b>354</b>	<b>1948</b>	<b>287</b>	<b>1170</b>	<b>1457</b>	<b>23396</b>	<b>79.87</b>
Dhaka City Corporation	46313	14233	6749	6993	1731	2023	1807	2131	3938	35667	0
Gazipur City Corporation	104147	44706	9216	12331	3144	4561	1660	7537	9197	83155	0
Narayanganj City Corporation	112808	40433	12337	15095	2504	4359	3964	5825	9789	84517	0
<b>Dhaka Division</b>	<b>263268</b>	<b>99372</b>	<b>28302</b>	<b>34419</b>	<b>7379</b>	<b>10943</b>	<b>7431</b>	<b>15493</b>	<b>22924</b>	<b>203339</b>	<b>77.24</b>
Chattogram City Corporation	81429	27089	10922	9680	3763	4976	2087	3793	5880	62310	0
<b>Chattogram Division</b>	<b>81429</b>	<b>27089</b>	<b>10922</b>	<b>9680</b>	<b>3763</b>	<b>4976</b>	<b>2087</b>	<b>3793</b>	<b>5880</b>	<b>62310</b>	<b>76.52</b>
Sylhet City Corporation	29375	11393	3989	3221	415	1397	675	2304	2979	23394	0
<b>Sylhet Division</b>	<b>29375</b>	<b>11393</b>	<b>3989</b>	<b>3221</b>	<b>415</b>	<b>1397</b>	<b>675</b>	<b>2304</b>	<b>2979</b>	<b>23394</b>	<b>79.64</b>
Mymensingh City Corporation	33020	13700	2486	3852	795	2532	1572	2135	3707	27072	0
<b>Mymensingh Division</b>	<b>33020</b>	<b>13700</b>	<b>2486</b>	<b>3852</b>	<b>795</b>	<b>2532</b>	<b>1572</b>	<b>2135</b>	<b>3707</b>	<b>27072</b>	<b>81.99</b>
<b>Total</b>	<b>628292</b>	<b>211157</b>	<b>99920</b>	<b>87189</b>	<b>17303</b>	<b>32071</b>	<b>17445</b>	<b>33822</b>	<b>51267</b>	<b>498907</b>	<b>79.41</b>