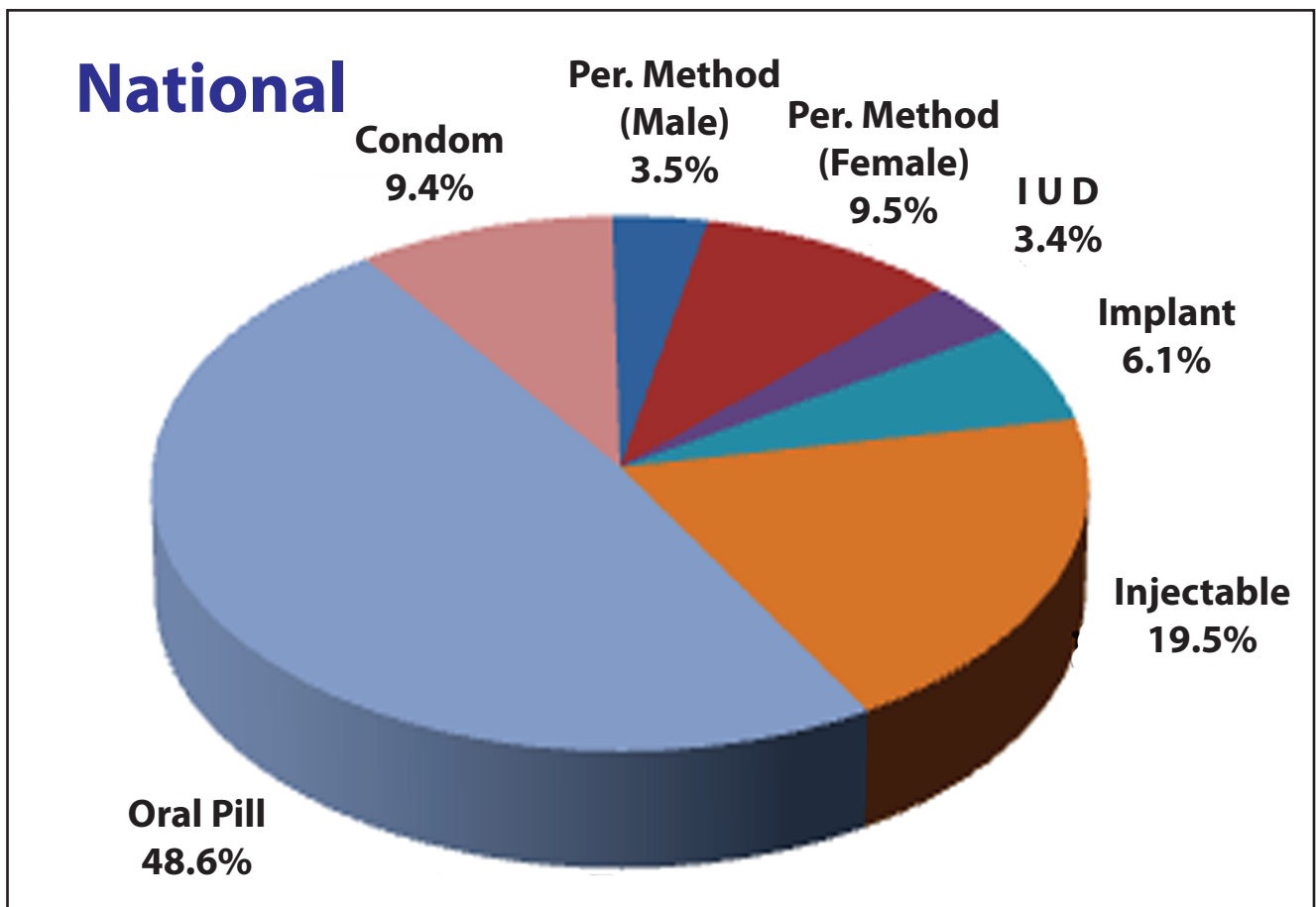


ছেলে বোক, মেয়ে বোক  
দু'টি সন্তানই যথেষ্ট

# MONTHLY REPORT ON FAMILY PLANNING, MATERNAL & CHILD HEALTH, REPRODUCTIVE HEALTH AND NUTRITION SERVICES June 2021

## Method-Mix for the month of June 2021



## Preface

I am very much delighted to publish the monthly report of June/2021 of Management Information System (MIS) of Directorate General of Family Planning (DGFP). This monthly report displays our continuous effort to preserve quality data which can be used as a major tool kit for better management and evidence based decision making. The report consists of several information on demographic data associated with family planning, maternal & child health, reproductive health and nutrition services across the country. The report is a regular monthly issue designed to incorporate monthly service statistical progress at district and upazila level.

MIS Unit of Directorate General of Family Planning consists of three sub systems namely Service Statistics (SS), Logistic Management Information System (LMIS) and Human Resource Information System (HRIS). In the year 2011, MIS Unit has developed web-based software to collect, collate and compile service statistics from field level. Online reporting is already an established system at upazila level and we have a plan to scale up e-MIS report at all administrative tiers across the country under 4<sup>th</sup> sector program.

It is important to mention that this monthly report provides mainly service statistics information received from field workers, service delivery points and NGOs. Generally, the objectives of MIS are to develop and strengthen reliable information management system. We are hopeful that this report will help the users at all levels to compare and analyze the latest information on family planning, maternal, child and adolescent health.

Finally, I convey my sincere thanks to the personnel of MIS Unit who have made diligent effort to prepare this report in time. I cordially request all the users of this monthly report to provide their valuable suggestions and feedback (if any) through the e-mail address ([dirmis@dgfp.gov.bd](mailto:dirmis@dgfp.gov.bd)) for its further improvement.

Khan Md. Rezaul Karim  
Joint Secretary, MEFWD

And

Director (MIS) & Line Director  
Directorate General of Family Planning

# Table of Contents

<b><u>Sl. No</u></b>	<b><u>Contents</u></b>	<b><u>Page #</u></b>
1.	At a glance of FP Performance for the month of May 2021 and June 2021.....	02
2.	At a glance of the MCH and Reproductive Health Services for the month May.'21 and June.'21...	03
3.	At a glance of the Nutrition services for the month of May 2021 and June 2021.....	04
4.	Introduction .....	05
5.	Family Planning Performance (CAR Related) .....	05
6.	MCH Performance .....	05
7.	Nutrition Programs of the Directorate General of Family Planning .....	06
8.	Highlights June 2021.....	06
9.	Table Analysis .....	07
10.	Remarks .....	09
11.	Clarification about some information .....	09
12.	Highest and Lowest Performing districts in clinical methods .....	10
13.	National Projection, Performance and Achievement Rate of Contraceptive Methods .....	11
14.	List of Division according to descending order of Achievement Rate against their projections of Clinical Methods for the period July 2020 to June 2021.....	11
15.	List of 3(three) districts achieved the highest Achievement Rate of Clinical Methods against their Projections for the period July 2020 to June 2021.....	11
16.	List of 3(three) districts achieved the lowest Achievement Rate of Clinical Methods against their Projections for the period July'20 to June'21	11
17.	Comparative Statement of contraceptives performance for the period between July19 to June 20 and July20 to June 21.....	12
18.	Performance & Distribution of Contraceptives by Method for the month of May 121 to June21	12
19.	Contribution of Government, NGOs and Multisectors in respect of Contraceptive Performance during June 2021.....	12
21.	Division wise and NGOs and Multisectors wise Contraceptive Performance for the month of June	13
21.	District wise Projection, Performance and Achievement Rate of Permanent and Long Acting Methods	17
22.	District wise Projection, Performance and Achievement Rate of Short Acting Methods .....	19
23.	Method wise Users (Normal & Postpartum as Old, New, Dropout, Postpartum Expire)and CAR by District at the end of June 2021.....	21
24.	Number of New and Total Acceptors up to the end of May 2021 and June 2021.....	33
25.	CAR (%) by Division up to the end of May 2021 and June 2021.....	33
26.	District by Range of CAR up to the end of June 2021.....	34
27.	District by Range of CAR up to the end of June 2021.....	34
28.	List of Upaziala achieved CAR >70% up to the end of June 2021.....	35
29.	List of Upaziala achieved CAR 60-70% up to the end of June 2021.....	38
30.	Method wise numbers of Dropout and Switch Over by Division up to the end of May'21 and June'21	39
31.	Contraceptive acceptors and acceptance Rate by Division up to the end of May'21 and June'21....	39
32.	Status of Contraceptive Method-Mix based on CAR at the end of the month of June 2021.	39
33.	Pie-Chart of Method-Mix for the month of June 2021.....	40
34.	Performance by type of MCH services for the month of May'21 and June'21	41
35.	Performance by type of Nutrition services for the month of May'21 and June'21.....	42
36.	Summary of the Couples and Acceptors by Month since June 2021...	43
37.	Performance of RH-EOC of MCWCs, MCHTI & MFSTC for the month of June 2021.....	45
38.	City Corporation wise Contraceptive Acceptors and Acceptance Rate(CAR) (Partial) at the end of the month of June 2021 .....	47

## At a glance of the FP Performance for the Month of May 2021 and June 2021

Indicators	May	June
Numbers of Total Eligible Couple (Including Part of the city Corporation)	27735153	27734020
Numbers of Total Acceptors (Including Part of the city Corporation)	21793365	21788481
CAR(%) (Contraceptive Acceptance Rate)	78.58	78.56
<b>Method specific acceptors (Cumulative) :</b>		
Permanent Method (Male) Postpartum	3565	3746
Permanent Method (Male)	741628	741602
Permanent Method (Female) Postpartum	82616	84211
Permanent Method (Female)	2085106	2085059
Permanent Method (Total)	2826734	2826661
IUD (Postpartum Users)	31563	31477
IUD (Total Users)	736484	732706
Implant (Postpartum Users)	83671	84110
Implant (Total Users)	1399676	1397944
Injectable (Postpartum Acceptors)	183917	184376
Injectable (Total Acceptors)	4226758	4222488
Oral Pill (Postpartum Acceptors)	564987	565728
Oral Pill (Total Acceptors)	10548546	10553096
Condom (Postpartum Acceptors)	161606	162112
Condom (Total Acceptors)	2055167	2055586
<b>Method specific new acceptors :</b>		
Permanent Method (Male)	863	938
Permanent Method (Female)	4914	5007
Permanent Method (Total)	5777	5945
IUD (New Users)	6020	6285
Implant (New Users)	11336	15073
Injectable (New Acceptors)	48955	49482
Oral Pill (New Acceptors)	101258	100451
Condom (New Acceptors)	37087	38031
Number of Districts reported	64	64
Number of Upazilas reported	490	490
<b>Range of CAR (%)</b>	<b>No. of Districts</b>	
	<b>May</b>	<b>June</b>
00 - 59	0	0
60 - 69	1	1
70 & above	63	63
<b>Contraceptive performance and distribution by methods (Absolute Performance) :</b>		
Permanent Method (Male - cases)	1275	1846
Permanent Method (Female - cases)	5096	5513
Permanent Method (Total - cases)	6371	7359
IUD (Nos.)	10130	11191
Implant (Nos.)	12771	20661
Injectable (Doses)	943560	807946
Oral Pill (Cycles)	5163548	5123768
Condom (Pieces)	7590077	7923650

## At a glance of the MCH and Reproductive Health Services for the Month of May 2021 and June 2021

Services		May.'21	June.'21
Number of Pregnant Women		875442	890019
Number of High Risk/Complicated Pregnant Mother		5045	5390
Antenatal Care	1st visit (Within 4 Month)	138189	173924
	2nd visit (within 6 Month)	109336	118799
	3rd visit (within 8 Month)	86809	91845
	4th visit (within 9 Month)	72757	75517
<b>Institutional Delivery</b> (MCHTI, MFSTC, FWVTI-Raj, MCWC, UHC, UH&FWC &NGOClinics)	Normal	41705	40992
	C-section	37521	36879
	Total Delivery	79226	77871
<b>Non-institutional Delivery</b>	At Home by Trained Persons	31445	30669
	At Home by Non-Trained Persons	10875	10591
	Total Delivery	42320	41260
<b>*Total Live Births</b>		101292	99217
<b>Postnatal Care</b>	PNC-1 (within 24 Hour)	34730	35286
	PNC-2 (within 2-3 day)	32375	32754
	PNC-3 (within 7-4 day)	38025	34963
	PNC-4 (within 42-48 day)	41884	43683
Postnatal care by trained person till two days in Home Delivery		5183	5251
No. of uses 7.1% chlorhexidine digluconate for umbilical cord care		30996	31345
TT for Woman (5-49)	1st dose	108863	112108
	2nd dose	106844	105029
	3rd dose	109907	108224
	4th dose	109693	99130
	5th dose	96233	98432
Immunization	BCG	131852	139626
	PCV-1	143628	145804
	PCV-2	150293	147608
	PCV-3	207735	144668
	MR Vaccine 1st Dose	135199	132906
	MR Vaccine 2nd Dose	118009	122352
Number of ECP acceptors		8219	8731
Number of MR done ( Both Govt. & NGOs)		1452	1627
General Treatment		1907920	2247062
Still Births ( including MCHTI, MFSTC & FWVTI-Raj)		163	185
<b>Death</b>	Neonatal death (0-28 days)	205	214
	Infant Death (29Days to below 1Year)	75	84
	Child Death (1 - <5 year)	6	11
	Maternal Death	43	49
	Other Death	23749	25757
	Total	24084	26115
No. of Health Education in UH&FWC		2253	4763

\* Live births conducted at Govt. MCH, DH, MCWC, UHC, UH&FWC, NGOs & Home. The information is collected by FWA through field visit.

## At a glance of the Nutrition services for the Month of May 2021 and June 2021

Services		Performance	
		May.'21	June.'21
<b>Nutrition Services for Pregnant Women, 0-59 months aged child and Mother</b>	Counseling on IYCF, IFA, Vitamin-A and Hand washinh	633247	708970
	Number of mother Received IFA & Calcium Tablet	178675	153076
	Received MNP Sachet (6-23 months)	17405	20334
	Exclusive Breast feeding up to 6 months	188874	196606
	Complimentary feeding after 6 months	183958	183615
	Feeding Tablet Vitamin A (6-59months Child)	8463	117022
	Received Tablet anti-helminthics (24-59months Child)	40848	44324
	Feeding Zink pill with ORS suffering form diarrhoea	3583	4145
	Identifying Suffering from MAM	6829	11737
	Suffering from SAM & Referred	1543	2702
	Identifying Child Stunting	2506	4286
	Identifying Child Wasting	2467	3612
	Identifying Child Under weight	3251	3650

## SUMMARY

### Introduction

Bangladesh is divided into eight administrative divisions: Dhaka, Chattogram, Rajshahi, Khulna, Barishal, Sylhet, Rangpur and Mymensingh. Each division is divided into several districts and each district into several upazilas. Each urban area in an upazila is divided into wards. Upazilas are divided into Union Parishads (UPs) and Pourasovas. These divisions allow the country as a whole to be separated into rural and urban areas. Management Information System (MIS) has been operational under the Directorate General of Family Planning (DGFP) for a long time. The report of the Contraceptive Performance, MCH, Reproductive Health and Nutrition services is used to be published each month from MIS Unit on the basis of Service Statistics received from the field workers, service delivery clinics and NGOs. Erstwhile Family Welfare Register, however, is the principal source of performance statistics. This report is prepared on the basis of FWA Registers (9th Edition) and Clinic Report. Most of the FWAs visit their working area once in every two months. It is a continuous process. FWA register is modified/updated in every three years.

There is a reporting system to collect the information from the field. MIS Reporting Form-1 is filled up by the FWAs and submitted the same to FPIs. FPI fills up the MIS reporting Form-2 by compiling of all the FWAs (MIS Form-1) report and submits to UFPO office. MIS reporting Form-3 (clinical) is filled up by MO (clinic)/ (MCH-FP)/ (FW)/SACMO/ FWV and is submitted to UFPO office. NGOs of the respective area submit their report to UFPO office through MIS reporting Form-2 and 3 as their requirement. All the reporting Form-2 and 3 are compiled by UFPO office and filled up reporting Form-4 (union wise) and is entered in online web based software (SS). District FP Office reviews and submits that report. It provides information of contraceptive use status of eligible couples and different types of MCH, Reproductive Health and Nutrition services. MIS performance report is primarily used by different level of program managers and supervisors engaged in implementing the Family Planning, MCH, RH and Nutrition program in the country. Besides, different policy makers, decision makers, donor agencies, Development Partners, researchers and other users also use this report.

### Family Planning Performance (CAR related):

Performance reports of June 2021 have been received from all the 64 districts of the country. During the month of June 2021 total numbers of eligible couple were found to be as 27734020 against 27735153 in the previous month. Performances of NGOs are also included in the report as reported by the Upazila Offices. A total of acceptors are 21788481 reported in the month of June'21 as against 21793365 in May'21. The Contraceptive Acceptance Rate (CAR) achieved at the end of the reporting month for six modern methods (Permanent Method, IUD, Implant, Injectable, Oral Pill and Condom) is 78.56% which was 78.58 % in May'21. Method Specific Acceptors (Cumulative), Method Specific New Acceptors and Contraceptive distribution by Methods are shown in the summary sheet. It June be noted that the contraceptive acceptance rate is an estimate, based on the client contact and the status of contraceptive acceptance as reported by the field workers based on the entries made in the FWA register. The Contraceptive Prevalence Rate (CPR), on the other hand, is based on periodic surveys that are made on precise statistical procedures.

The acceptance rate is a tentative rate and varies from month to month because of reporting status and coverage. This rate is usually higher than the Contraceptive Prevalence Rate (CPR). CAR is generally used to monitor as a management tool 'on-going' program performance in the country. It is not so much used to evaluate the program impact or goals, which is done by periodical scientific surveys.

## **MCH Performance:**

In the month of June'21, 8990019 pregnant women have been registered. Total number of 5,390 pregnant women referred to hospital for their complications. Dose-wise TT for Women (15-49 yrs.) and OPV & Pentavalent vaccines were shown in the summary sheet. BCG vaccines were given to 139626 infants during June'21. Visit-wise Antenatal Care is also shown in the summary sheet both of May 2021 and June 2021. Postnatal Care is shown in the summary sheet both May 2021 and June 2021. Number of delivery conducted by the clinics is 77871. Total numbers of delivery at home 30669 by trained personnel and 10591 by non-trained personnel. Still Birth is recorded 185 in June'21 and in the previous month it was 163. Neo-natal deaths (0-28 days) & Infant deaths (29 days-<1yr.) are recorded to be 214 and 84 in the month of June'21 where these were 205 and 75 in May'21 respectively. A total of 11 child-deaths (1-<5 yrs.) have been reported in the month of June'21 as against 6 in May. Maternal deaths were reported 49 during the month of June'21 which was 43 in May'21. The other deaths were reported 25757 in June'21 but in May'21 the number of such deaths was 23749. General treatments were rendered to 2247062 and 1907920 patients in the month of June'21 and May'21 respectively. In June'21 number of ECP acceptors was 8731 but in May'21 it was 8219. MR done in the reporting month is 1627 but in May'21 it was 1452. Performance of MCHTI, MFSTC, MCWCs and FWVTI-Rajshahi is also included in the report.

## **Nutrition Programs of the Directorate General of Family Planning**

Country wide nutrition service is going on through National Nutrition Services (NNS) Operational Plan of DGHS under Health Services Division of MOHFW. DGFP is also playing vital role for implementation of nutrition services whole over the country and is rendering nutrition services at field level where activities like MCH services, Adolescent and Family Planning Program is going on. By this time coordination with IPHN and cooperation with "Global Alliance for Improved Nutrition (GAIN), UNICEF and Alive & Thrive" comprehensive nutrition services are running in 91 upazillas of 11 districts through MCH Services Unit of DGFP.

### **Highlights June 2021**

- a) National Contraceptive Acceptance Rate (CAR) based on visited eligible Couples 27734020 is found to be 78.56%. Rajshahi division has achieved the highest acceptance rate 81.35%, followed by Rangpur division 80.02%. The CAR is found to be 80.05% achieved in Khulna division. The Contraceptive Acceptance Rate has been found to be rather low in Mymensingh 79.47%, Barishal 79.17%, Sylhet 77.41%, Dhaka 77.27% and Chattogram 75.39%.

The highest numbers of Acceptors 4244903 have been reported from Dhaka division followed by 3878646 in Chattogram division, Rajshahi division reported 1467797 acceptors. Acceptors size is however, found much smaller in Rangpur, Khulna, Mymensingh and Sylhet which are 1896303, 2796876, 1829262 and 1357306 respectively and in Barishal division it is 1317570.

- b) Out of 64 reporting districts, 63 districts have reported contraceptive acceptance rate of 70 percent and above, 1 district has reported CAR of 60 - 69 percent and no district has reported CAR of < 59 percent.
- c) Out of 490 Upazilas 485 Upazilashave reported CAR at the level >70% and 5 Upazilas have reported CAR level 50-70 percent.

According to the performance of the reporting month (June,21) Thakurgaon district recorded the highest achievement rate 96.8%. Dhaka district has got the 2nd place with 93.4% and Narshingdi district has secured the 3rd position with 80.0% of permanent method. Sherpur district has achieved first position with achievement rate 187.6%; Rajbari district has got the 2nd position with achievement rate 158% and Dhaka district has recorded the 3rd position with achievement rate 129.5% in IUD. In Implant Jhalkati district has recorded the highest achievement rate with 346.0%, Sherpur district has placed in 2nd position with achievement rate 156.0% and Dhaka district has got the 3rd position with achievement rate 133.4%.



- d) (Table 21) In June National Nutrition services information collected by FP workers are as follows: Number of 153076 mothers received IFA, No. of 196606 babies (up to 6 months) exclusive breast feeding and No. Of 183615 children (6-23 months) feeding complementary foods. No. of 11737 children suffering from MAM and 2702 suffering from SAM and referred. No. of Children Stunting, wasting and under weight are 4286, 3612 and 3650 respectively.
- e) SMC is non reported in June'21.

## Table Analysis:

**Table 1:** Shows contraceptive performance and Achievement Rate in respect of Permanent, Long Acting and Short Acting methods for the reporting month (June'21) and reporting period (July'20 to June'21) against their respective projections. In the reporting month the achievement rates of Permanent method (Male) 27.7%, Permanent method (Female) 54.9% and Permanent method (Total) 44.0%, IUD 53.0%, Implant 55.0%, Injectable 46.6%, Oral Pill 38.4% and Condom 33.1%. From July'20 to June'21 the achievement rates of Permanent method (Male) 26.7%, Permanent method (Female) 63.1% and Permanent method (Total) 48.6%, IUD 55.6%, Implant 74.4%, Injectable 46.5%, Oral Pill 41.0% and Condom 33.3%.

**Table 2:** Shows the divisions according to descending order of achievement rate against their projection of Permanent and Long Acting methods for the period July'20 to June'21.

**Table 3:** Showing the 3(three) districts which achieved the highest achievement rate against Permanent and Long Acting methods of their projections for the period July'20 to June'21.

**Table 4:** Shows 3(three) districts which achieved the lowest achievement rate of Permanent and Long Acting methods against their projections for the period July'20 to June'21.

**Table 5:** Comparative statement of contraceptive performance against their projection between the period July'19 to June'20 and July'20 to June'21. The Achievement Rate of Permanent Method (Male) was 36.8% in the period of July'19 to June'20 but it shows the lower rate 26.7% in the current period. So it is decrease 10.0% than that of July'19 to June'20. Permanent Method (Female) was 63.0% in the period July'19 to June'20 but it shows the higher rate 63.1% in the current period. So it is 0.9% increase than that of July'19 to June'20. Permanent Method (Total) was 52.5% in the period July'19 to June'20, but it shows the lower rate 48.6% in the current period. So it is 3.9% decrease than that of July'19 to June'20. IUD achieved the 62.3% in the reporting period July'19 to June'20 but it shows the lower rate 55.6% in the current period. So it is 6.7% decrease than that of July'19 to June'20. Implant achieved the 78.2% in the reporting period July'19 to June'20 but it shows the lower rate 74.4% in the current period. So it is 3.7% decrease than that of July'19 to June'20. Injectable achieved the 47.8% in the reporting period July'19 to June'20 but in the current period it shows 46.1%. So Injectable is decrease 1.7% than that of July'19 to June'20. Oral Pill achieved the 48.3% in the reporting period July'19 to June'20 but in the current period (July'20 to June'21) it shows 40.8%. In case of Oral Pill 7.6% decrease than that of July'19 to June'20. In case of Condom it achieved 36.3% in the reporting period July'19 to June'20 but in the current period (June'20 to June'21) it shows 33.1%, which is 3.2% increase than that of July'19 to June'20.

**Table 6:** Comparative status of performance and distribution of contraceptive by methods for the month of May'21 and June'21 based on field worker's report. In comparison with that of previous month Permanent Method (male) 44.8%, Permanent Method (Female) 8.2%, Overall Permanent Method (Total) 15.5%, IUD 10.5%, Implant 61.8%, Injectable -14.4% Oral Pill -0.8% and Condom 4.4%.

**Table 7:** Shows the share of Government and NGOs and Multisectors by methods in the overall National performance. Government sector has contributed 56.7% in Permanent Method (Male), 85.3% in Permanent Method (Female), 78.1% in Permanent Method (Total), 83.9% in IUD, 87.1% in Implant, 85.2% in Injectable, 90.7% in Oral Pill and 81.5% in Condom in the reporting month June'21. On the other hand NGOs and Multisectors have contributed 43.3% in Permanent Method (Male), 14.7% in Permanent Method (Female), 21.9% in Permanent Method (Total), in IUD 16.1%, in Implant 12.9%, in Injectable 14.8%, in Oral Pill 9.3% and in Condom 18.5% in the reporting month June'21.

**Table 8:** Division wise and NGOs & Multisectoral wise Contraceptive Performance for the month of June'21 are shown in this table. BAVS of Dhaka Division is in the highest position, BAVS of Chittagong Division is in the next and BAVS of Rajshahi Division is in the 3rd position in Permanent method. By NGOs and Multisectorals performance of Total Permanent methods are 1612 in the reporting month, in which Males are 800 and Females are 812. Total IUD and Implant 1800 and 2655 are inserted in the reporting month June'21. Injectable 119813 vials, Oral Pill 474178 cycles and 1462237 of Condom are distributed by NGOs and Multisectorals in the reporting month.

**Table 9:** Shows the projection, performance and achievement rates of Permanent and Long Acting methods in the reporting month June'21 and in the reporting period July'20 to June'21. In the reporting month Thakurgaon district has achieved the highest achievement rate of 96.8% and Dhaka district is the next highest with 93.4% in Permanent Method. In the reporting month Sherpur district has achieved the highest achievement rate of 187.6% and Rajbari district is the next highest with 158.0% in IUD. In the reporting month Jhalakati district has achieved the highest achievement rate of 346.2% in Implant and Sherpur district has achieved the next second highest achievement rate with 156.0%. On the other hand, in the reporting period July'20 to June'21 Joipurhat district has achieved the highest achievement rate of 97.2% in Permanent Method, Sherpur district has achieved the highest achievement rate of 202.0% in IUD and Sherpur district has achieved the highest achievement rate of 164.6% in Implant.

**Table 10:** Shows the projection, performance and achievement rates of Short Acting methods in the reporting month June'21 and in the reporting period July'20 to June'21. In the reporting month Bhola district has achieved the highest achievement rate of 120.5% and Sherpur district is the next highest with 118.6% in Injectable method. Patuakhali district has achieved the highest achievement rate of 104.5% in Oral Pill. Sherpur district has achieved the highest achievement rate of 93.6% in Condom. From July'20 to June'21 Bhola district has achieved the highest achievement rate of 116.9% and Sherpur district is the next highest with 108.6% in Injectable, Sherpur district has achieved the highest achievement rate of 187.0% in Oral Pill and Sherpur district has achieved the highest achievement rate of 93.7% in Condom.

**Table 11:** This table shows the Old acceptors, new acceptors and dropout (No method & switch over) cases by districts in the reporting month (June'2021). This table is prepared on the basis of CAR report.

**Table 12:** This table shows the new and total acceptors of the current month in comparison with that of the previous month. The new acceptors of all the methods-, Permanent Method(Male), Permanent Method(Total) have shown decreasing trend but Permanent Method(Female) IUD, Injectable, Oral Pill, Condom and Implant have shown increasing trend. New acceptors are shown depending on the field workers report which collects from their visiting areas. In case of total acceptors Permanent Method (Male), Permanent Method (Female), Permanent Method (Total) IUD, Implant, Injectable, Oral Pill and Condom have shown increasing trend.

**Table 13:** This table shows that Rajshahi division had recorded the highest CAR of 81.35%, next Rangpur division 80.02%, Khulna division 80.05%, Mymensingh division 79.29%, Barishal division 79.17%, Sylhet division 77.41%, Dhaka division 77.27% and Chattogram division 75.39% in the reporting month June'21. Graph-1 shows the division wise CAR for the current month and graph-2 shows the division wise CAR for the current month in comparison with that of previous month.

**Table 14:** Shows that 63 districts have achieved CAR level of 70.0% and above where 1 district has achieved CAR between 60%-69% and no district has achieved CAR between 0-59% in the reporting month June'21. The graph also shows the same in comparison with previous month.

**Table 15:** List of 485 upazilas among the 490, which have achieved CAR >70.0% in the reporting month.

**Table 16:** List of 5 upazilas which have achieved CAR 60-70% in the reporting month. Graph shows that 485 upazilas out of 490 have achieved CAR level >70%, 4 upazilas have achieved CAR level 60%-70% and 1 upazila has achieved CAR level <60% in the current month. There is graphical presentation is also showing both of May'21 and June'21.

**Table 17:** Shows the dropout and switch over by method and by division for the month of June, 21.

**Table 18:**This table shows the Division-wise comparison of Couples, Contraceptive Acceptors and the Acceptance Rate up to the end of June'21.

**Table 19:**This table shows the contraceptive method mix by division for the month of June'21.

**Pie Charts are showing the national and division wise Method-Mix for the month of June'21.**

**Table 21:**This table shows the performance of MCH and Reproductive Health Services during the month of May'21 and June'21.

**Table 21:**This table shows the performance of Nutrition Services for the month May'21 and June'21 collected by family planning workers.

**Annex A:**Annex- A shows comparative summary key performances since January 2020 to June'21.

**Annex C:**City Corporation wise Contraceptive Acceptors and Acceptance Rate(CAR) (Partial) at the end of the month of June'21.

**Remarks:**The achievement of Rangpur division, Chattogram division Dhaka division and Sylhet Division are good against their projection in permanent method, IUD and Implant respectively in the reporting month in comparison with that of other divisions.

## **Clarification about the information of summary sheet, table-2 and table-3:**

### **Method Specific Acceptors:**

In the summary sheet, Method Specific Acceptors is shown based on the field workers' (FWA) visit of the reporting month and also the previous month. These are the cumulative figure which includes previous month's acceptors and reporting month's new acceptors collected by the field workers within their working areas.

### **Contraceptive distribution by Method:**

In the summary sheet, Contraceptive Performance by Method is prepared based on the performance and distribution of the reporting month. These figures are actual performance of the reporting month which is not comparable with the information written in method specific acceptors.

### **Table- 9, Table-10 and Table-11**

Performance shown in the table-9 and 10 is the actual performance of the respective month but the new acceptors shown in the table-11 June not be the performance done in the same month. It June happen that the new acceptors accepted method in the previous month but field workers had shown that case in the next month due to their rounding schedule. So the performance of table-9, table-10 will not be the comparable with the new acceptor of table-11.

## **Clarification about the information of MCH and Reproductive Health Services:**

- Information shown against ‘delivery’ which were done in MCHTI, MFSTC, MCWCs, UHCs & UH&FWCs is collected through the MIS reporting Form-3. This record is only for DGFP concerned facilities. Deliveries conducted in District Hospitals, Medical Colleges, Private Clinics and performances in the City Corporation (partial) are not included.
- Information shown against the ‘live births’ conducted at Govt. MCH, DH, MCWC, UHC, UH&FWC, NGOs & Homes is collected by FWAs through field visit. Field workers visit their units monthly and they submit their reports in every month.

## Highest and Lowest performing districts in clinical methods

### Highest performing 3(three) districts in the Month of June’21

Permanent Method				IUD				Implant			
District	Monthly Projec.	Ach. In Reporting Month	Ach. Rate (%)	District	Monthly Projec.	Ach. In Reporting Month	Ach. Rate (%)	District	Monthly Projec.	Ach. In Reporting Month	Ach. Rate (%)
Thakurgaon	159	154	96.8	Sherpur	163	306	187.6	Jhalakati	194	672	346.2
Dhaka	1067	996	93.4	Rajbari	84	133	158.0	Sherpur	486	758	156.0
Narshingdi	376	301	80.0	Dhaka	894	1158	129.5	Dhaka	1066	1422	133.4

**Congratulations:** We congratulate the districts for their better performance in clinical methods against projections. We hope the officers and staffs who are involved with the activities will continue their better performance in future.

### Lowest performing 3(three) districts in the Month of June’21

Permanent Method				IUD				Implant			
District	Monthly Projec.	Ach. In Reporting Month	Ach. Rate (%)	District	Monthly Projec.	Ach. In Reporting Month	Ach. Rate (%)	District	Monthly Projec.	Ach. In Reporting Month	Ach. Rate (%)
Khagrachhari	200	2	1.0	Barguna	195	17	8.7	Chapai Nawabganj	293	24	8.2
Rangamati	121	6	5.0	Narail	90	10	11.2	Narail	225	32	14.2
Bandarban	74	5	6.8	Jamalpur	370	50	13.5	Munshiganj	402	63	15.7

**Unsatisfactory Performance:** We are sorry for their unsatisfactory low performance in clinical methods against projections. We hope the officers and staffs are involved with the activities will try to overcome from this type of un-satisfactory performance in future.

**Table-1: National Projection, Performance and Achievement Rate of Contraceptive Methods**

Methods	Yearly Projection (2020-21)	Reporting Month		July'20 to June'21	
		Performance (in CYP)	Achi. Rate (%)	Performance (in CYP)	Achi. Rate(%)
Permanent Method (Male)	80000	1846	27.7	21395	26.7
Permanent Method (Female)	120595	5513	54.9	76059	63.1
Permanent Method (Total)	200595	7359	44.0	97454	48.6
IUD	253414	11191	53.0	140879	55.6
Implant	450448	20661	55.0	335357	74.4
Injectables	5197836	201987	46.6	2414709	46.5
Oral Pill	10669243	341585	38.4	4378337	41.0
Condom	1914992	52824	33.1	638206	33.3

**Table-2: List of Divisions according to descending order of Achievement Rate against their projections of Clinical Methods for the period July 2020 to June 2021**

Sl. No.	Permanent Method (Cases)				IUD (Cases)				Implant (Cases)			
	Division	Yearly Projection	Performance	Achi. Rate (%)	Division	Yearly Projection	Performance	Achi. Rate (%)	Division	Yearly Projection	Performance	Achi. Rate (%)
1	Khulna	18401	10765	58.5	Chattogram	49702	39152	78.8	Barishal	15278	23994	157.0
2	Rangpur	21836	12893	59.0	Dhaka	58112	34549	59.5	Khulna	41140	33677	81.9
3	Rajshahi	22552	12180	54.0	Khulna	18928	11202	59.2	Dhaka	88517	68480	77.4
4	Dhaka	56528	31303	55.4	Rajshahi	32865	16742	50.9	Chattogram	85432	64245	75.2
5	Chattogram	35641	14763	41.4	Rangpur	34481	17678	51.3	Sylhet	30496	23196	76.1
6	Barishal	13432	5050	37.6	Barishal	19061	7882	41.4	Rangpur	70256	23994	34.2
7	Mymensingh	13790	4646	33.7	Sylhet	16118	6671	41.4	Rajshahi	64710	45924	71.0
8	Sylhet	18415	5854	31.8	Mymensingh	24147	7003	29.0	Mymensing	38122	25904	68.0

**Table-3: List of 3 (Three) Districts achieved the highest Achievement Rate of Clinical Method against their projections for the period July 2020 to June 2021**

Sl. No.	Permanent Method (Cases)				IUD (Cases)				Implant (Cases)			
	District	Yearly Projection	Performance	Achi. Rate (%)	District	Yearly Projection	Performance	Achi. Rate (%)	District	Yearly Projection	Performance	Achi. Rate (%)
1.	Joipurhat	1021	992	97.2	Sherpur	1957	3953	202.0	Sherpur	5832	9602	164.6
2.	Dinajpur	3851	3483	90.4	Rajbari	1010	1634	161.8	Faridpur	6103	8377	137.3
3.	Jhenaidaha	1977	1661	84.0	Faridpur	2212	2753	124.5	Rajbari	3520	3933	111.7

**Table-4: List of 3 (Three) Districts achieved the lowest Achievement Rate of Clinical Methods against their projections for the period July 2020 to June 2021**

Sl. No.	Permanent Method (Cases)				IUD (Cases)				Implant (Cases)			
	District	Yearly Projection	Performance	Achi. Rate (%)	District	Yearly Projection	Performance	Achi. Rate (%)	District	Yearly Projection	Performance	Achi. Rate (%)
1.	Khagrachhari	2396	3	0.13	Jamalpur	4438	633	14.3	Satkhira	4427	73	1.6
2.	B. Baria	3018	5	0.17	Narayanganj	10574	1779	16.8	Kushtia	7075	151	2.1
3.	Bandarban	886	2	0.23	Sunamganj	6781	1315	19.4	Narail	2700	76	2.8

\*The projection of the last financial year has been followed\*

**Table-5: Comparative Statement of contraceptive performance for the period between July 2019 to June 2020 and July 2020 to June 2021**

Methods	Yearly Projection (2020-2021)	July 2019 to June,2020		Yearly Projection (2020-2021)	July 2019 to June,2020		Change of July'20 to June.'21 over July'19 to June.'20
		Performance (in CYP)	Achi. Rate (%)		Performance (in CYP)	Achi. Rate (%)	
Permanent Method (Male)	80000	29404	36.8	80000	21395	26.7	-10.0
Permanent Method (Female)	120595	75918	63.0	120595	76059	63.1	0.1
Permanent Method (Total)	200595	105322	52.5	200595	97454	48.6	-3.9
IUD	253414	157898	62.3	253414	140879	55.6	-6.7
Implant	450448	352065	78.2	450448	335357	74.4	-3.7
Injectables	5233417	2503276	47.8	5233417	2414709	46.1	-1.7
Oral Pill	10742277	5191328	48.3	10742277	4378337	40.8	-7.6
Condom	1928101	699091	36.3	1928101	638206	33.1	-3.2

**Table-6: Performance & Distribution of Contraceptives by Method for the month of April 2021 and June 2021**

Method	Performance		% Change of June'21 over May'21
	May'21	June'21	
Permanent Method (Male, Cases)	1275	1846	44.8
Permanent Method (Female, Cases)	5096	5513	8.2
Total Permanent Method (Total, Cases)	6371	7359	15.5
I U D (Cases)	10130	11191	10.5
Implant (Cases)	12771	20661	61.8
Injectables (Doses)	943560	807946	-14.4
Oral Pill (Cycles)	5163548	5123768	-0.8
Condom (Pieces)	7590077	7923650	4.4

**Table :7 Contribution of Government, NGOs and Multisectors in respect of Contraceptive Performance during June 2021**

Method	Performance			Share of Contribution in Percentage	
	Govt.	NGOs & Multisectors	Total	Government	NGOs and Multisectors
Permanent Method (Male, Cases)	1046	800	1846	56.7	43.3
Permanent Method (Female, Cases)	4701	812	5513	85.3	14.7
Total Permanent Method (Cases)	5747	1612	7359	78.1	21.9
IUD (Cases)	9391	1800	11191	83.9	16.1
Implant (Cases)	18006	2655	20661	87.1	12.9
Injectable (Doses)	688133	119813	807946	85.2	14.8
Oral Pill (Cycles)	4649590	474178	5123768	90.7	9.3
Condom (Pieces)	6461413	1462237	7923650	81.5	18.5

\*The projection of the last financial year has been followed\*

**Table -8: Division wise and NGO & Multisector wise Contraceptive Performance for the month of June 2021**

Sl. No.	NGO and Multisectors	Oral Pill (Cycles)	Condom (Pieces)	Injectable (Vials)	IUD (Cases)	Implant (Nos.)	Permanent Method (Nos.)		
							Male	Female	Total
<b>Rangpur Division</b>									
1	Family Planning Association of Bangladesh (FPAB)	18089	27162	2329	1	28	0	0	0
2	Marie Stopes Clinic	1037	3708	356	53	226	22	2	24
3	Palli Shisu Foundation (PSF)	33054	52458	5950	35	0	0	1	1
4	Sunflower	219	288	108	0	0	0	0	0
5	Shanirvar Bangladesh	1380	1056	490	0	0	0	0	0
6	CMH	258	3816	15	0	0	0	0	0
7	R. H. Steps	369	1374	104	0	0	0	0	0
8	MODEL CLINIC	42	1500	8	0	0	0	6	6
9	MOHILA-O-SHISHU SHASTHA KALLYAN SAMITY	0	0	0	0	0	0	0	0
10	NSDP	0	0	0	0	0	0	0	0
11	IPas Bangladesh	159	100	0	0	1	0	0	0
12	Surjer Hasi Network	5006	7924	3716	0	2	0	0	0
13	Friendship Bangladesh	1499	8220	101	0	0	0	0	0
14	Kanchan	7115	13752	1076	1	1	0	3	3
15	Dhaldanga Bohumukhi Samaj Unnayan Sangstha	7220	5500	1975	0	0	0	0	0
16	Lamb Hospital	27	4	47	0	28	0	4	4
17	Dhaldanga Youth Science Club	4705	3650	1505	0	0	0	0	0
18	SAF	426	132	34	0	0	0	0	0
NGO Total		80605	130644	17814	90	286	22	16	38
1	BGB	799	2220	0	0	0	0	0	0
2	Srama Kalyan Kendra	12	12	0	0	0	0	0	0
3	DGHS Health Clinic	276	1431	147	16	36	0	66	66
4	CMH	90	4312	5	0	0	0	0	0
Multisector Total		1177	7975	152	16	36	0	66	66
NGO & Multisector Total		81782	138619	17966	106	322	22	82	104
<b>Rajshahi Division</b>									
1	Family Planning Association of Bangladesh (FPAB)	45209	199622	3582	8	46	0	12	12
2	BAVS	258	3816	83	1	22	33	11	44
3	Marie Stopes Clinic	369	3164	81	15	25	1	1	2
4	Palli Shisu Foundation (PSF)	9207	39396	4291	7	0	0	0	0
5	Jatio Tarun Shanga	30	10500	850	0	0	0	0	0
6	Bamaneh	12348	13980	2164	0	1	0	0	0
7	Tilottoma	2955	35463	3086	10	8	0	1	1
8	Anonnya Somaj Kallyan Samity	0	0	0	0	0	0	0	0
9	Shanirvar Bangladesh	1773	2908	540	2	0	0	0	0
10	Sromo Kallyan Shangstha	297	1644	0	0	0	0	0	0
11	R. H. Steps	127	1848	14	0	0	0	0	0
12	MR CLINIC	153	5568	22	0	0	0	0	0
13	MODEL CLINIC	87	3936	38	0	1	0	20	20
14	SHEBA PROKALPO	0	0	0	0	0	0	0	0
15	POLLI SHISHU CLINIC	1671	2700	547	0	0	0	0	0
16	JTS-GONO UNNAYAN ACADEMY	901	39292	3282	1	0	0	0	0
17	THANGAMARA	544	4304	155	10	0	0	2	2
18	SHASTO KALLYAN SHANGSTHA	0	0	0	0	0	0	0	0
19	Darpon	222	37	9	0	0	0	0	0
20	IPas Bangladesh	470	1432	3	0	0	0	0	0
21	Surjer Hasi Network	761	5040	676	0	0	0	2	2
22	Population Services & Training Centre (PSTC)	3	4312	330	0	4	0	3	3
23	SORNALY	0	0	0	0	0	0	0	0
24	Chardulai	720	3600	240	14	0	0	0	0
25	KMSS	0	5588	369	0	5	0	8	8
NGO Total		78105	388150	20362	68	112	34	60	94
1	DGHS Health Clinic	497	1184	27	4	2	0	76	76
Multisector Total		497	1184	27	4	2	0	76	76
NGO & Multisector Total		78602	389334	20389	72	114	34	136	170
<b>Khulna Division</b>									
1	Family Planning Association of Bangladesh (FPAB)	27687	53648	3343	19	40	5	2	7
2	BAVS	390	1200	324	0	2	50	0	50
3	Marie Stopes Clinic	312	3522	62	22	14	0	0	0
4	Palli Shisu Foundation (PSF)	0	0	0	0	0	0	0	0
5	Paribarik Shastha Clinic	2837	5844	1052	3	5	0	0	0
6	Jatio Tarun Shanga	6817	12765	1509	0	0	0	0	0
7	Paribar Kallyan Shangstha (PKS)	16441	27240	4850	5	4	0	10	10
8	PSTC	190	2940	214	0	0	0	0	0
9	BRAC	315	150	75	0	0	0	0	0
10	Sromo Kallyan Shangstha	107	344	0	0	0	0	0	0
11	Ad-Din Medical College Hospital	1460	2540	1026	1	0	0	15	15
12	CMH	39	1000	4	0	0	0	0	0

Sl. No.	NGO and Multisectors	Oral Pill (Cycles)	Condom (Pieces)	Injectable (Vials)	IUD (Cases)	Implant (Nos.)	Permanent Method (Nos.)		
							Male	Female	Total
13	R. H. Steps	750	3000	119	5	0	0	0	0
14	VPKA (VP KENDRA)	0	0	0	0	0	0	0	0



Sl No	NGO and Multisectors	Oral Pill (Cycles)	Condom (Pieces)	Injectable (Vials)	IUD (Cases)	Implant (Nos.)	Permanent Method (Nos.)		
							Male	Female	Total
15	CRC	1219	2712	23	0	0	0	0	0
16	SGS	1981	3695	398	0	0	0	0	0
17	Police Hospital	102	810	95	0	0	0	0	0
18	Surjer Hasi Network	2308	8006	1895	14	9	0	0	0
19	Friendship Bangladesh	540	3000	61	0	0	0	0	0
20	BNS TITUMIR	99	100	0	0	0	0	0	0
21	Peoples Development Community (PDC)	3120	3500	2130	0	0	0	0	0
22	Urban Health Care	704	1863	672	2	12	0	0	0
23	KMSS	945	4654	832	0	3	0	4	4
24	Adams	1371	6572	666	0	0	0	0	0
25	Marie Clinic	90	820	68	29	0	0	0	0
NGO Total		69824	149925	19418	100	89	55	31	86
1	BGB	101	1764	6	0	0	0	0	0
2	Biman Bahini	102	2412	18	0	0	0	0	0
3	Paurasova	111	216	0	0	0	0	0	0
4	DGHS Health Clinic	9	240	4	4	0	0	5	5
5	Jessore Cantonmen	960	7200	10	1	0	0	4	4
Multisector Total		1283	11832	38	5	0	0	9	9
NGO & Multisector Total		71107	161757	19456	105	89	55	40	95
<b>Barishal Division</b>									
1	Family Planning Association of Bangladesh (FPAB)	8231	23328	1928	5	20	7	4	11
2	BAVS	423	4176	179	4	22	66	0	66
3	Marie Stopes Clinic	326	1260	82	33	10	0	1	1
4	Paribarik Shastha Clinic	238	1195	325	0	0	0	0	0
5	Shanirvar Bangladesh	2838	4239	3703	1	0	0	0	0
6	BRAC	35	324	55	0	0	0	0	0
7	R. H. Steps	234	420	0	10	0	0	0	0
8	IPas Bangladesh	18	0	1	0	0	0	0	0
9	Surjer Hasi Network	156	1727	328	0	0	0	0	0
10	Desh Bangla	800	1200	222	0	466	0	0	0
11	Urban Primary Health Care Project (UPHCP)	1171	2688	291	7	7	0	0	0
NGO Total		14470	40557	7114	60	525	73	5	78
1	Srama Kalyan Kendra	66	120	0	0	0	0	0	0
2	DGHS Health Clinic	80	100	0	0	0	0	0	0
Multisector Total		146	220	0	0	0	0	0	0
NGO & Multisector Total		14616	40777	7114	60	525	73	5	78
<b>Dhaka Division</b>									
1	Family Planning Association of Bangladesh (FPAB)	20395	68562	2459	10	31	0	0	0
2	BAVS	2153	15752	553	21	67	262	16	278
3	Marie Stopes Clinic	2652	9108	927	177	91	6	5	11
4	Paribarik Shastha Clinic	114	480	16	2	0	0	0	0
5	Jatio Tarun Shanga	3245	1489	546	0	2	0	0	0
6	Bamaneh	1412	9100	703	10	0	0	0	0
7	Paribar Kallyan Shangstha (PKS)	0	0	0	0	0	0	0	0
8	PSTC	6726	8172	880	22	85	12	3	15
9	Shanirvar Bangladesh	7366	26738	3321	15	7	0	8	8
10	BRAC	1089	7628	276	8	8	0	0	0
11	Sromo Kallyan Shangstha	1120	3900	0	0	0	0	0	0
12	Ad-Din Medical College Hospital	1705	3204	235	0	4	0	53	53
13	BAPSA	4940	32588	2365	46	77	5	5	10
14	Radda Barnen	386	8184	281	5	0	0	0	0
15	UTPS	6905	12888	672	41	13	0	4	4
16	PSKP	780	600	30	0	0	0	0	0
17	Gono Shastha Kendra	105	300	20	0	0	0	0	0
18	Anirban Sangsad	279	192	103	0	0	0	0	0
19	CMH	150	5291	34	0	0	0	0	0
20	Spire	696	600	50	0	0	0	0	0
21	Shimantik	4812	20540	1439	212	234	33	19	52
22	TDH CLINIC	1440	3600	34	0	0	0	0	0
23	SHAKTI FOUNDATION	60	108	5	0	0	0	0	0
24	BWHC	95	480	142	0	0	0	0	0
25	SUKHI PARIBAR SANGSTHA	0	0	0	0	0	0	0	0
26	Association in Training & Management (AITAM )	52	612	18	0	0	0	0	0
27	R. H. Steps	547	2052	196	21	21	0	1	1
28	AL-FALAH MOJIN CLINIC	37	244	83	0	0	0	0	0
29	VPKA (VP KENDRA)	13188	53258	2582	0	1	0	0	0
30	MMKS	216	624	50	0	0	0	0	0
31	VFWA	1320	9664	1193	4	0	0	0	0
32	Nari Moytri	2683	12558	1014	4	7	0	6	6

Sl. No.	NGO and Multisectors	Oral Pill (Cycles)	Condom (Pieces)	Injectable (Vials)	IUD (Cases)	Implant (Nos.)	Permanent Method (Nos.)		
							Male	Female	Total
33	SGS	356	280	0	0	0	0	0	0
34	CWFD	392	3100	189	0	0	0	0	0
35	Surjer Hasi Network	3675	12737	1484	7	13	0	0	0
36	Kumudini Hospital	337	500	67	0	0	0	2	2
37	Population Services & Training Centre (PSTC)	1500	4720	683	1	13	0	3	3
38	Jonoseba M&C W Songstha	150	3012	299	13	0	0	0	0
39	Urban Primary Health Care Project (UPHCP)	30	0	0	0	0	0	0	0

S N	NGO and Multisectors	Oral Pill (Cycles)	Condom (Pieces)	Injectable (Vials)	IUD (Cases)	Implant (Nos.)	Permanent Method (Nos.)		
							Male	Female	Total
40	Sazeda Foundation	160	1152	57	2	0	0	0	0
41	Adarsha Paribar Kalyan Shangsta	0	0	0	0	0	0	0	0
42	Rural Health Development Organization(RHDO)	33	360	16	0	0	0	0	0
43	Daridra Paribar Seba Songshta	501	846	84	0	0	0	0	0
44	NAGAR SASTHO KENDRO	843	3102	232	4	8	0	1	1
45	Urban Health Care	504	3480	213	11	13	0	0	0
46	Sonali Din	450	588	45	1	0	0	0	0
47	Ahoshania Mission	2929	26849	1541	108	145	36	13	49
48	Active Social Welfare Society	248	4980	350	7	0	0	0	0
49	MISCS	360	600	50	0	0	0	0	0
50	Bashundhara Ad-din Medical College Hospital	0	0	0	0	7	0	4	4
51	Surjer Hashi Network (Smiling Sun Franchise)	3528	10452	1045	4	2	0	0	0
52	Fatema Nursing Home	120	8200	295	0	0	0	0	0
NGO Total		102784	403474	26877	756	849	354	143	497
1	Biman Bahini	12	324	0	0	0	0	0	0
2	Sir Salimulla Medical College Hospital (Indoor)	167	720	120	70	140	0	59	59
3	BGME	3687	16186	755	0	0	0	0	0
4	DGHS Health Clinic	317	948	19	0	0	0	7	7
5	Victoria Hospital Narayanganj	253	354	10	6	6	0	5	5
6	Others Private Clinic	0	0	0	0	0	0	168	168
Multisector Total		4436	18532	904	76	146	0	239	239
NGO & Multisector Total		107220	422006	27781	832	995	354	382	736
<b>Mymensingh Division</b>									
1	Family Planning Association of Bangladesh (FPAB)	9165	30252	1388	7	27	15	0	15
2	BAVS	0	0	0	0	0	0	0	0
3	Marie Stopes Clinic	144	940	40	2	0	0	0	0
4	Jatio Tarun Shanga	2267	10400	262	1	0	0	0	0
5	Bamaneh	905	7192	433	0	0	0	0	0
6	Shanirvar Bangladesh	11656	25964	2109	7	2	0	0	0
7	BRAC	40	696	20	3	0	0	0	0
8	Gono Shastha Kendra	0	0	0	0	0	0	0	0
9	MALANCHA SEBA SAMITY	0	0	0	0	0	0	0	0
10	SUPIRAT	0	0	0	0	0	0	0	0
11	R. H. Steps	141	204	12	12	3	0	0	0
12	MODEL CLINIC	78	3480	19	2	0	0	0	0
13	NSDP	0	0	0	0	0	0	0	0
14	SHASTO KALLYAN SHANGSTHA	0	0	0	0	0	0	0	0
15	Krishni Bisho	0	0	0	0	0	0	0	0
16	IPas Bangladesh	69	12	67	1	0	0	26	26
17	Surjer Hasi Network	342	1209	196	3	0	0	0	0
18	Friendship Bangladesh	210	150	0	0	0	0	0	0
19	Shastha Prokalpo	6	0	69	0	0	0	2	2
NGO Total		25023	80499	4615	38	32	15	28	43
1	BGB	6	450	0	0	0	0	0	0
2	BGME	1458	13039	56	0	0	0	0	0
3	DGHS Health Clinic	109	24	2	0	0	0	0	0
Multisector Total		1573	13513	58	0	0	0	0	0
NGO & Multisector Total		26596	94012	4673	38	32	15	28	43

Sl No	NGO and Multisectors	Oral Pill (Cycles)	Condom (Pieces)	Injectable (Vials)	IUD (Cases)	Implant (Nos.)	Permanent Method (Nos.)		
							Male	Female	Total
<b>Chattogram Division</b>									
1	Family Planning Association of Bangladesh (FPAB)	31585	40104	2883	21	58	2	4	6
2	BAVS	282	4584	155	0	20	108	23	131
3	Concern Women for Family Planning (CWFP)	60	120	0	0	0	0	0	0
4	Marie Stopes Clinic	1421	8220	324	95	77	83	4	87
5	Paribarik Shastha Clinic	460	1200	305	1	0	0	0	0
6	Bamaneh	651	1018	377	1	0	0	0	0
7	PSTC	35	24	82	6	2	0	0	0
8	Shanirvar Bangladesh	8531	16939	1385	16	0	0	0	0
9	BRAC	13	12	0	0	0	0	0	0
10	Sromo Kallyan Shangstha	33	84	36	0	0	0	0	0
11	BAPSA	665	1152	34	2	0	0	0	0
12	FDSR	7659	9609	1468	2	3	0	0	0
13	CMH	1220	3913	118	18	23	0	13	13
14	BWHC	108	330	32	2	0	0	0	0
15	SUPIRAT	1734	3840	739	6	0	1	0	1
16	PROSHANTI	809	1036	399	2	0	0	0	0
17	NISKRITY	1169	2144	575	0	0	0	0	0
18	IMAGE	2102	5860	573	6	10	0	0	0
19	MOMOTA	4818	16340	1028	77	118	0	24	24
20	SUS (TMA , NASIRABAD)	0	0	0	0	0	0	0	0
21	SHED	0	0	0	0	0	0	0	0
22	ISDE	0	0	0	0	0	0	0	0
23	CUFL	60	710	0	0	0	0	0	0
24	JUSH	0	0	0	0	0	0	0	0
25	R. H. Steps	523	1080	225	12	1	0	0	0
26	MODEL CLINIC	1099	2172	24	1	22	0	5	5
27	BANDHAN	0	0	0	0	0	0	0	0
28	Ghasful	420	7900	43	0	0	0	0	0
29	SMC	761	2076	44	21	7	0	0	0
30	IPas Bangladesh	265	600	17	1	0	0	0	0
31	Surjer Hasi Network	3566	4224	1581	29	11	0	0	0
32	Saya Path	432	3216	175	14	8	31	0	31
33	B.R.D.B	93	96	63	0	0	0	0	0
34	RTMI	1500	4992	283	15	59	0	0	0
35	NAGAR MATRI SADAN	1312	4236	473	26	21	6	8	14
36	Urban Health Care	1437	1175	388	11	0	0	0	0
37	Mission Hospital, Chandraghona	529	600	20	0	0	0	0	0
38	Surjer Hashi Network (Smiling Sun Franchise)	70	0	0	0	0	0	0	0
NGO Total		75422	149606	13849	385	440	231	81	312
1	BGB	98	2740	15	0	0	0	0	0
2	Comilla Cantonment	120	3200	20	1	0	0	8	8
3	Biman Bahini	96	2976	5	0	0	0	0	0
4	Navy	279	10287	10	0	0	0	0	0
5	Railway Hospital	180	408	12	0	0	0	0	0
6	BGC Traust	0	0	0	0	0	0	0	0
7	BGME	13	40	0	0	0	0	0	0
8	DGHS Health Clinic	890	470	34	67	41	0	18	18
9	BKMEA	494	324	98	0	0	0	0	0
10	Others Private Clinic	0	0	0	0	0	0	14	14
11	Worker Welfare Centre	31	216	0	0	0	0	0	0
Multisector Total		2201	20661	194	68	41	0	40	40
NGO & Multisector Total		77623	170267	14043	453	481	231	121	352
<b>Sylhet Division</b>									
1	Family Planning Association of Bangladesh (FPAB)	2346	13000	320	0	5	0	4	4
2	BAVS	520	4588	108	0	13	16	0	16
3	Marie Stopes Clinic	724	1574	77	23	6	0	11	11
4	BRAC	903	2100	468	6	7	0	0	0
5	CMH	488	3682	12	0	0	0	2	2
6	Shimantik	7220	12223	3307	46	66	0	0	0
7	BWHC	1372	1880	1514	0	0	0	0	0
8	RED CRESCENT SANGSTHA	40	20	5	0	0	0	0	0
9	R. H. Steps	6	324	0	0	0	0	0	0
10	VARD, SYLHET	0	0	0	0	0	0	0	0
11	Sylhet Samaj Kallyan Sangatha	1320	3350	2260	0	0	0	1	1
12	Surjer Hasi Network	823	1641	209	1	0	0	0	0
13	SUPPS	130	180	89	0	0	0	0	0
14	TIL Welfare Division	18	96	0	0	0	0	0	0
15	Govt. Labour Welfare Center	0	0	0	0	0	0	0	0
NGO Total		15910	44658	8369	76	97	16	18	34
1	BGB	21	312	0	0	0	0	0	0

Sl. No.	NGO and Multisectors	Oral Pill (Cycles)	Condom (Pieces)	Injectable (Vials)	IUD (Cases)	Implant (Nos.)	Permanent Method (Nos.)		
							Male	Female	Total
2	Srama Kalyan Kendra	102	186	0	0	0	0	0	0
3	DGHS Health Clinic	599	309	22	58	0	0	0	0
Multisector Total		722	807	22	58	0	0	0	0
NGO & Multisector Total		16632	45465	8391	134	97	16	18	34
<b>NGO &amp; Multisector Grand Total of National</b>		<b>474178</b>	<b>1462237</b>	<b>119813</b>	<b>1800</b>	<b>2655</b>	<b>800</b>	<b>812</b>	<b>1612</b>

**Table -9: District wise Projection, Performance and Achievement Rate of Permanent and Long Acting Methods**

District	Permanent Method (Cases)					IUD (Cases)					Implant (Cases)				
	Yearly Projection	Reporting Month		July'20 to June'21		Yearly Projection	Reporting Month		July'20 to June'21		Yearly Projection	Reporting Month		July'20 to June'21	
		Perform.	Achi. Rate(%)	Perform.	Achi. Rate(%)		Perform.	Achi. Rate(%)	Perform.	Achi. Rate(%)		Perform.	Achi. Rate(%)	Perform.	Achi. Rate(%)
Dinajpur	3851	165	51.4	3483	90.4	3257	118	43.5	2835	87.0	15257	557	43.8	14335	94.0
Thakurgaon	1910	154	96.8	1328	69.5	1843	78	50.8	863	46.8	5612	107	22.9	4673	83.3
Panchgaj	1127	45	47.9	703	62.4	1593	48	36.2	778	48.8	4361	98	27.0	2857	65.5
Nilphamari	2197	86	47.0	1376	62.6	2813	182	77.6	2259	80.3	5950	198	39.9	4721	79.3
Rangpur	3621	227	75.2	2512	69.4	5609	230	49.2	3020	53.8	10276	515	60.1	8492	82.6
Kungram	2322	56	28.9	833	27.3	7436	274	44.2	2853	38.4	10058	353	42.1	4419	43.9
Gaibandha	3600	136	45.3	1860	51.7	6040	220	43.7	2631	43.6	10230	467	54.8	6714	65.6
Lalmonirhat	3208	76	28.4	998	31.1	5890	257	52.4	2439	41.4	8512	330	46.5	3726	43.8
<b>Rangpur Div.</b>	<b>21836</b>	<b>945</b>	<b>51.9</b>	<b>12893</b>	<b>59.0</b>	<b>34481</b>	<b>1407</b>	<b>49.0</b>	<b>17678</b>	<b>51.3</b>	<b>70256</b>	<b>2625</b>	<b>44.8</b>	<b>49937</b>	<b>71.1</b>
Bogura	3973	127	38.4	1982	49.9	5145	327	76.3	2496	48.5	15083	530	42.2	12624	83.7
Joipurhat	1021	68	79.9	992	97.2	1317	55	50.1	876	66.5	4803	248	62.0	5036	104.9
Naogaon	2078	81	46.8	1285	61.8	2051	105	62.0	1615	79.5	9455	138	17.5	6235	65.9
Chapai Nawabganj	2856	115	48.3	1797	62.9	2689	51	22.8	999	37.2	3520	24	8.2	1639	46.6
Rajshahi	4543	144	38.0	2578	56.7	6050	79	15.7	1287	21.3	9878	287	34.5	6088	61.0
Natore	3137	112	42.8	2106	67.1	2856	57	23.9	1187	41.6	7313	169	27.7	5012	68.5
Pabna	1844	19	12.4	393	21.3	4706	210	53.5	2907	61.8	5618	227	48.5	3874	69.0
Seraiganj	3100	90	34.8	1047	33.8	8071	483	71.8	5375	66.6	8940	334	44.8	5416	60.6
<b>Rajshahi Div.</b>	<b>22552</b>	<b>756</b>	<b>40.2</b>	<b>12180</b>	<b>54.0</b>	<b>32865</b>	<b>1367</b>	<b>49.9</b>	<b>16742</b>	<b>50.9</b>	<b>64710</b>	<b>1957</b>	<b>36.3</b>	<b>45924</b>	<b>71.0</b>
Kushtia	1989	74	44.6	1598	80.3	2207	38	20.7	782	35.4	7075	174	29.5	151	2.1
Meherpur	907	41	54.2	637	70.2	542	20	44.3	275	50.7	1706	52	36.6	74	4.3
Chuadanga	1657	72	52.1	1311	79.1	1205	43	42.8	850	53.9	3757	110	35.1	181	4.8
Jhenaidaha	1977	103	62.5	1661	84.0	1701	98	69.1	1249	73.4	4717	170	43.2	177	3.8
Magura	1604	16	12.0	683	42.6	1461	70	57.5	870	59.5	3672	229	74.8	146	4.0
Narail	1000	43	51.6	420	42.0	1075	10	11.2	325	30.2	2700	32	14.2	76	2.8
Jashore	2496	68	32.7	1125	45.1	3461	89	30.9	1405	40.6	3620	228	75.6	357	9.9
Khulna	2704	110	48.8	1723	63.7	3097	240	93.0	3106	100.3	8067	298	44.3	442	5.5
Bagerhat	1859	38	24.5	662	35.6	2199	114	62.2	1564	71.1	4399	209	57.0	192	4.4
Satkhira	2208	86	35.9	945	42.8	1980	61	37.0	976	49.3	4427	115	31.2	73	1.6
<b>Khulna Div.</b>	<b>18401</b>	<b>631</b>	<b>41.1</b>	<b>10765</b>	<b>58.5</b>	<b>18928</b>	<b>783</b>	<b>49.6</b>	<b>11202</b>	<b>59.2</b>	<b>44140</b>	<b>1617</b>	<b>44.0</b>	<b>1869</b>	<b>4.2</b>
Baruana	1672	54	38.8	930	55.6	2340	17	8.7	704	30.1	5717	257	53.9	4354	76.2
Patuakhali	2441	77	37.9	1108	45.4	4037	232	69.0	2200	54.5	7056	535	91.0	6637	94.1
Barishal	2307	71	36.9	1337	58.0	3355	148	52.9	2021	60.2	5968	241	48.5	4657	78.0
Jhalakati	2022	54	32.0	405	19.9	1175	36	36.8	342	29.1	2329	672	346.2	2398	103.0
Bhola	2818	44	18.7	616	21.8	5215	85	19.6	1247	23.9	7519	161	25.7	2960	39.4
Pirojpur	2172	20	11.0	657	30.2	2939	88	35.9	1368	46.5	3187	122	45.9	2888	93.8
<b>Barishal Div.</b>	<b>13432</b>	<b>320</b>	<b>28.6</b>	<b>5050</b>	<b>37.6</b>	<b>19061</b>	<b>606</b>	<b>38.2</b>	<b>7882</b>	<b>41.4</b>	<b>31775</b>	<b>1988</b>	<b>75.1</b>	<b>23994</b>	<b>75.5</b>

District	Permanent Method (Cases)					IUD (Cases)					Implant (Cases)				
	Yearly Projection	Reporting Month		July'20 to June'21		Yearly Projection	Reporting Month		July'20 to June'21		Yearly Projection	Reporting Month		July'20 to June'21	
		Perform.	Achl. Rate(%)	Perform.	Achl. Rate(%)		Perform.	Achl. Rate(%)	Perform.	Achl. Rate(%)		Perform.	Achl. Rate(%)	Perform.	Achl. Rate(%)
Gopalganj	2099	118	67.5	1240	59.1	1163	38	39.2	821	70.6	4190	97	27.8	2887	68.9
Madaripur	1218	44	43.3	670	55.0	1618	105	77.9	1398	86.4	5057	112	26.6	2662	52.6
Shariatpur	2470	52	25.3	562	22.8	2660	93	42.0	1394	52.4	3621	84	27.8	2389	66.0
Fariapur	3237	187	69.3	2247	69.4	2212	146	79.2	2753	124.5	6103	277	54.5	8377	137.3
Rajshahi	1020	63	74.1	706	69.4	1010	133	158.0	1634	161.8	3520	300	102.3	3933	111.7
Dhaka	12800	996	93.4	9429	73.7	10729	1158	129.5	12018	112.0	12795	1422	133.4	13165	102.9
Gazipur	4980	80	14.5	682	13.7	6135	149	29.1	1708	27.8	7522	229	36.5	3173	42.2
Munshiganj	3604	56	18.6	882	24.5	3163	115	43.6	1114	35.2	4829	63	15.7	2157	44.7
Narayanganj	3193	131	49.2	2032	63.6	10574	133	15.1	1779	16.8	10243	319	37.4	4219	41.2
Narshingdi	4516	301	80.0	3238	71.7	3681	231	75.3	2363	64.2	6081	271	53.5	3386	55.7
Manikganj	5162	305	70.9	3146	60.9	3373	66	23.5	840	24.9	5027	289	69.0	4297	85.5
Tangail	6903	165	28.7	2578	37.3	6979	236	40.6	3367	48.2	10073	579	69.0	8806	87.4
Kishoreganj	5326	62	14.0	1107	20.8	4815	121	30.2	1650	34.3	9456	366	46.4	5811	61.5
<b>Dhaka Div.</b>	<b>56528</b>	<b>2540</b>	<b>53.9</b>	<b>28521</b>	<b>50.5</b>	<b>58112</b>	<b>2724</b>	<b>56.3</b>	<b>32839</b>	<b>56.5</b>	<b>88517</b>	<b>4408</b>	<b>59.8</b>	<b>65262</b>	<b>73.7</b>
Jamalpur	2402	46	23.0	110	4.6	4438	50	13.5	633	14.3	8259	289	42.0	4121	49.9
Sherpur	2058	104	60.6	52	2.5	1957	306	187.6	3953	202.0	5832	758	156.0	9602	164.6
Mymensingh	7475	285	45.8	277	3.7	15271	237	18.6	3360	22.0	15025	751	60.0	9029	60.1
Netrokona	1855	76	49.2	64	3.5	2461	61	29.5	767	30.9	9006	478	63.7	6370	70.7
<b>Mymensingh Div.</b>	<b>13790</b>	<b>511</b>	<b>44.5</b>	<b>503</b>	<b>3.6</b>	<b>24147</b>	<b>654</b>	<b>32.5</b>	<b>8713</b>	<b>36.1</b>	<b>38122</b>	<b>2276</b>	<b>71.6</b>	<b>29122</b>	<b>76.4</b>
B. Baria	3018	30	11.9	5	0.2	4889	192	47.1	2378	48.6	8529	391	55.0	6733	78.9
Cumilla	5969	217	43.6	243	4.1	9394	655	83.7	7987	86.0	11247	783	83.5	10164	90.4
Chandpur	3228	108	40.1	143	4.4	4268	310	87.2	3946	92.5	7374	430	70.0	6417	87.0
Feni	2520	49	23.3	64	2.5	2967	198	79.5	2775	92.9	4679	248	63.6	3315	70.8
Noakhali	2568	119	55.6	182	6.3	3280	203	74.7	3296	101.1	9864	354	43.1	7774	78.8
Laxmipur	4427	49	13.3	56	1.3	7039	148	25.2	1820	25.9	8621	205	28.5	3055	35.4
Chattoqram	4983	268	64.5	251	5.0	9482	785	99.3	9275	97.8	15487	824	63.8	13366	86.3
Cox's Bazar	4192	58	16.6	54	1.3	4311	332	92.4	4190	97.2	10746	473	52.8	7315	68.1
Rangamati	1454	6	5.0	12	0.8	1114	117	126.0	933	83.8	2989	161	64.6	2159	72.2
Khadrachhari	2396	2	1.0	3	0.1	1140	87	91.6	1252	109.8	3315	91	32.9	2168	63.6
Bandarban	886	5	6.8	2	0.2	1818	80	52.8	1300	71.5	2581	89	41.4	1839	71.3
<b>Chattoqram Div.</b>	<b>35641</b>	<b>911</b>	<b>30.7</b>	<b>997</b>	<b>2.8</b>	<b>49702</b>	<b>3107</b>	<b>75.0</b>	<b>39152</b>	<b>78.8</b>	<b>85432</b>	<b>4049</b>	<b>56.9</b>	<b>64245</b>	<b>75.2</b>
Sylhet	3750	124	39.7	105	2.8	2200	153	83.5	1898	86.3	9000	187	24.9	5649	62.8
Habiganj	6384	406	76.3	40	0.6	3811	192	60.5	1678	44.0	6977	438	75.3	4699	67.3
Moulavibazar	3099	87	33.7	24	0.8	3326	112	40.4	1780	53.5	6066	409	80.9	4259	70.2
Sunamganj	5182	128	29.6	56	1.1	6781	86	15.2	1315	19.4	8453	707	100.4	8589	101.6
<b>Sylhet Div.</b>	<b>18415</b>	<b>745</b>	<b>48.5</b>	<b>227</b>	<b>1.2</b>	<b>16118</b>	<b>543</b>	<b>40.4</b>	<b>6671</b>	<b>41.4</b>	<b>30496</b>	<b>1741</b>	<b>68.5</b>	<b>23196</b>	<b>76.1</b>
<b>National</b>	<b>200595</b>	<b>7359</b>	<b>44.0</b>	<b>5974</b>	<b>3.0</b>	<b>253414</b>	<b>11191</b>	<b>53.0</b>	<b>140879</b>	<b>55.6</b>	<b>453448</b>	<b>20661</b>	<b>54.7</b>	<b>303549</b>	<b>66.9</b>

**Table-10: District wise Projection, Performance and Achievement Rate of Short Acting Methods**

District	Yearly Projection	Injectables				Oral Pill				Condom					
		Reporting Month		July'20 to June'21		Reporting Month		July'20 to June'21		Reporting Month		July'20 to June'21			
		Perform. (in CYP)	Achi. Rate (%)	Perform.	Achi. Rate (%)	Perform. (in CYP)	Achi. Rate (%)	Perform.	Achi. Rate (%)	Perform. (in CYP)	Achi. Rate (%)	Perform.	Achi. Rate (%)		
Dinaipur	124862	3044	29.3	36711	29.4	256295	8702	40.7	105047	41.0	46002	770	20.1	8969	19.5
Thakurgaon	57105	2325	48.9	29042	50.9	117216	3122	32.0	43168	36.8	21039	231	13.2	2694	12.8
Panchagarh	44094	2490	67.8	27230	61.8	90508	4019	53.3	48785	53.9	16245	244	18.0	2887	17.8
Nilphamari	77921	3632	55.9	42465	54.5	159943	4432	33.3	55722	34.8	28708	368	15.4	4284	14.9
Rangpur	121279	5526	54.7	66264	54.6	248941	6678	32.2	86388	34.7	44682	852	22.9	9995	22.4
Kungram	101175	5919	70.2	65922	65.2	207675	9398	54.3	100438	48.4	37275	814	26.2	9731	26.1
Gaibandha	104087	6879	77.0	79982	76.8	213651	7423	41.7	96424	45.1	38348	914	28.6	12425	32.4
Lalmonirhat	52774	3012	68.5	34140	64.7	108325	2734	30.3	35999	33.2	19443	298	18.3	3520	18.1
<b>Rangpur Div.</b>	<b>683296</b>	<b>32627</b>	<b>57.3</b>	<b>381756</b>	<b>55.9</b>	<b>1402554</b>	<b>46508</b>	<b>39.8</b>	<b>571971</b>	<b>40.8</b>	<b>251741</b>	<b>4489</b>	<b>21.4</b>	<b>54505</b>	<b>21.7</b>
Bogura	145699	4132	34.0	47597	32.7	299066	9245	37.1	113515	38.0	53679	2149	48.0	24111	44.9
Joipurhat	40037	712	21.3	7896	19.0	82181	2022	29.5	26278	32.0	14750	298	24.2	3658	24.8
Noagaon	110993	2442	26.4	28845	28.0	227829	8065	42.5	101255	44.4	40892	912	26.8	11460	28.0
Nawabganj	70947	1542	26.1	20173	28.4	145628	755	6.2	24183	16.8	26138	799	36.7	10918	41.8
Rajshahi	115903	3730	38.6	45746	39.5	237907	4380	22.1	61809	26.0	42701	2143	60.2	24346	57.0
Natore	77696	1723	26.6	23021	29.6	159481	2641	19.9	53039	33.3	28625	891	37.4	12001	41.9
Pabna	110935	3913	42.3	51603	46.5	227709	8504	44.8	110884	48.7	40871	1179	34.6	15035	36.8
Serajganj	123356	6272	61.0	69121	56.0	253204	9653	45.7	123790	48.9	45447	1952	51.5	21758	47.9
<b>Rajshahi Div.</b>	<b>795566</b>	<b>24466</b>	<b>36.9</b>	<b>293702</b>	<b>36.9</b>	<b>1633004</b>	<b>45265</b>	<b>33.3</b>	<b>614753</b>	<b>37.6</b>	<b>293103</b>	<b>10323</b>	<b>42.3</b>	<b>123287</b>	<b>42.1</b>
Kushtia	86570	2998	41.6	36406	42.1	177697	5723	38.6	65565	37.5	31894	1113	41.9	12717	39.9
Meherpur	30652	1949	76.3	22951	74.9	62917	1250	23.8	16017	23.9	11293	353	37.5	4332	38.4
Chuadanga	48462	2280	56.5	27101	55.9	99475	2454	29.6	30679	30.8	17855	414	27.8	5103	28.6
Jhenaidaha	73673	1862	30.3	21715	29.5	151224	4057	32.2	50511	33.4	27143	539	23.8	7063	26.0
Magura	36637	1178	38.6	13707	37.4	75203	2875	45.9	33161	44.1	13498	332	29.5	4044	30.0
Narail	29508	921	37.5	10492	35.6	60569	2057	40.8	23035	38.0	10871	365	40.3	4533	41.7
Jashore	115970	5735	59.3	65954	56.9	238045	6131	30.9	82955	34.8	42726	1357	38.1	17581	41.1
Khulna	94014	3531	45.1	43941	46.7	192977	8276	51.5	101047	52.4	34637	1434	49.7	18641	53.8
Bagerhat	58241	1877	38.7	21562	37.0	119547	5113	51.3	62992	52.4	21457	657	36.7	8572	39.9
Satkhira	82439	2702	39.3	30654	37.2	169217	6725	47.7	84616	50.0	30372	935	36.9	12207	40.2
<b>Khulna Div.</b>	<b>656168</b>	<b>25033</b>	<b>45.8</b>	<b>294483</b>	<b>44.9</b>	<b>1346871</b>	<b>44661</b>	<b>39.8</b>	<b>550278</b>	<b>40.9</b>	<b>241746</b>	<b>7499</b>	<b>37.2</b>	<b>94793</b>	<b>39.2</b>
Barguna	37401	1764	56.6	21714	58.1	76770	3110	48.6	37672	49.1	13779	219	19.1	2690	19.5
Patuakhali	63946	3548	66.6	42863	66.7	131258	11432	104.5	71002	54.1	23559	385	19.6	4733	20.1
Barishal	80113	3854	57.7	48188	60.2	184442	5637	41.1	71280	43.3	29515	757	30.8	8789	29.8
Jhalakati	21818	866	47.6	9776	44.8	44783	1200	32.2	16813	37.5	8038	154	23.0	1920	23.9
Bhola	69787	7005	120.5	81579	118.9	143247	2915	24.4	38356	26.8	25711	277	12.9	3602	14.0
Pirojpur	38471	1817	56.7	21390	55.6	78967	4280	65.0	52275	66.2	14174	480	40.6	5806	41.0
<b>Barishal Div.</b>	<b>311535</b>	<b>18854</b>	<b>72.6</b>	<b>225310</b>	<b>72.3</b>	<b>639467</b>	<b>28574</b>	<b>53.6</b>	<b>287378</b>	<b>44.9</b>	<b>114776</b>	<b>2272</b>	<b>23.8</b>	<b>27540</b>	<b>24.0</b>



District	Yearly Projection	Injectables				Oral Pill				Condom					
		Reporting Month		July'20 to June'21		Reporting Month		July'20 to June'21		Yearly Projection	Reporting Month		July'20 to June'21		
		Perform. (in CYP)	Achl. Rate (%)	Perform.	Achl. Rate(%)	Perform. (in CYP)	Achl. Rate (%)	Perform.	Achl. Rate(%)		Perform. (in CYP)	Achl. Rate (%)	Perform.	Achl. Rate(%)	
Gopalganj	41528	1101	31.8	13903	33.5	85242	4154	58.5	47468	55.7	15300	547	42.9	6379	41.7
Madaripur	44255	1786	48.4	21396	48.3	90640	3260	43.1	38855	42.8	16305	384	28.3	4700	28.8
Shariatpur	40587	1115	33.0	12753	31.4	83311	2298	33.1	28567	34.3	14953	330	26.5	4012	26.8
Faridpur	74597	2009	32.3	24192	32.4	153121	5489	43.0	63690	41.6	27483	1021	44.6	12353	44.9
Rajbari	43921	1775	48.5	19927	45.4	90154	3012	40.1	34975	38.8	16181	689	51.1	7860	48.6
Dhaka	138295	7991	69.3	95896	69.3	283869	12449	52.6	165295	58.2	50951	3518	82.9	38955	76.5
Gazipur	79864	1735	26.1	20741	26.0	163932	6547	47.9	78952	48.1	29424	1102	44.9	12850	43.7
Munshiganj	59960	1180	24.9	12320	22.7	116917	3915	40.2	48789	41.7	20985	560	32.0	6686	31.9
Narayanganj	100973	4209	50.0	97047	96.1	207260	8431	49.8	104713	50.5	37201	1726	36.3	14335	38.5
Narsingdi	82875	3723	53.9	44274	53.4	170113	6574	46.4	78368	46.1	30533	919	36.1	10675	35.0
Manikganj	57679	1184	24.6	14715	25.5	118393	3331	33.8	43487	36.7	21250	649	36.6	8130	38.3
Tangail	160537	5010	37.4	58412	36.4	329523	5471	19.9	100644	30.5	59145	1489	30.2	17559	29.7
Kishoreganj	106430	3475	39.2	41022	38.5	218462	8244	45.3	95726	43.8	39211	1025	31.4	13061	33.3
<b>Dhaka Div.</b>	<b>1028502</b>	<b>36293</b>	<b>42.3</b>	<b>477200</b>	<b>46.4</b>	<b>2111135</b>	<b>73175</b>	<b>41.6</b>	<b>929429</b>	<b>44.0</b>	<b>378922</b>	<b>13359</b>	<b>42.3</b>	<b>157555</b>	<b>41.6</b>
Jamalpur	92055	2214	28.9	27121	29.5	188955	4493	28.5	57761	30.6	33915	618	21.9	7059	20.8
Sherpur	60391	5969	118.6	68283	113.1	123961	9777	94.6	231847	187.0	22249	1736	93.6	20848	93.7
Mymensingh	197852	2916	17.7	36106	18.2	406117	6225	18.4	107951	26.6	72893	1074	17.7	13856	19.0
Netrokona	79013	3390	51.5	39377	49.8	162184	5665	41.9	101378	62.5	29110	875	36.1	10046	34.5
<b>Mymensingh Div.</b>	<b>429311</b>	<b>14489</b>	<b>40.5</b>	<b>170887</b>	<b>39.8</b>	<b>881217</b>	<b>26160</b>	<b>35.6</b>	<b>498937</b>	<b>56.6</b>	<b>158167</b>	<b>4303</b>	<b>32.6</b>	<b>51809</b>	<b>32.8</b>
B. Baria	102750	2921	34.1	34556	33.6	210908	5561	31.6	68148	32.3	37855	858	27.2	10365	27.4
Cumilla	212139	8105	45.8	92531	43.6	435444	11512	31.7	138651	31.8	78157	1492	22.9	18872	24.1
Chandpur	89117	3564	48.0	40933	45.9	182925	4539	29.8	86774	31.0	32833	418	15.3	5116	15.6
Feni	52811	2247	51.1	25553	48.4	108402	2687	29.7	33696	31.1	19457	560	34.5	5986	30.8
Noakhali	110735	3838	41.6	43398	39.2	227298	4932	26.0	60110	26.4	40797	721	21.2	8692	21.3
Laxmipur	63330	3850	73.0	43755	69.1	129993	2460	22.7	29214	22.5	23332	222	11.4	2504	10.7
Chattogram	200705	5935	35.5	65889	32.8	411974	10525	30.7	130521	31.7	73944	1578	25.6	19469	26.3
Cox's Bazar	79703	4936	74.3	60045	75.3	163600	5258	38.6	64869	39.7	29364	563	23.0	7062	24.0
Rangamati	19405	752	46.5	8366	43.1	39831	2311	69.6	28407	71.3	7149	275	46.2	3385	47.3
Khagrachhari	21543	954	53.1	10170	47.2	44219	2462	66.8	29562	66.9	7937	197	29.8	2474	31.2
Bandarban	13835	781	67.7	7773	56.2	28397	1396	59.0	17360	61.1	5097	200	47.1	2585	50.7
<b>Chattogram Div.</b>	<b>966073</b>	<b>37883</b>	<b>47.1</b>	<b>432969</b>	<b>44.8</b>	<b>1982991</b>	<b>53643</b>	<b>32.5</b>	<b>657312</b>	<b>33.1</b>	<b>355922</b>	<b>7084</b>	<b>23.9</b>	<b>86510</b>	<b>24.3</b>
Sylhet	113519	6416	67.8	72042	63.5	23014	6834	35.2	80567	34.6	41823	1645	47.2	20247	48.4
Habiganj	74321	1597	25.8	17227	23.2	152554	5947	46.8	66836	43.8	27382	469	20.6	5364	19.6
Moulavibazar	63803	1965	37.0	20741	32.5	130965	4206	38.5	46377	35.4	23506	456	23.3	5434	23.1
Sunamganj	75742	2370	37.5	28397	37.5	155470	6613	51.0	74500	47.9	27905	923	39.7	11164	40.0
<b>Sylhet Div.</b>	<b>327386</b>	<b>12348</b>	<b>45.3</b>	<b>138407</b>	<b>42.3</b>	<b>672002</b>	<b>23600</b>	<b>42.1</b>	<b>268280</b>	<b>39.9</b>	<b>120616</b>	<b>3493</b>	<b>34.8</b>	<b>42209</b>	<b>35.0</b>
<b>National</b>	<b>5197836</b>	<b>201993</b>	<b>46.6</b>	<b>2414714</b>	<b>46.5</b>	<b>10669243</b>	<b>341586</b>	<b>38.4</b>	<b>4378338</b>	<b>41.0</b>	<b>1914992</b>	<b>52822</b>	<b>33.1</b>	<b>638208</b>	<b>33.3</b>

**Table -11: Method wise Users (Normal & Postpartum as Old, New, Dropout, Postpartum Expire) and CAR by District at the end of June 2021**

Name of District	Total Eligible Couple	Oral Pill											Total Oral Pill
		Normal					Postpartum						
		Old	New	Total	Dropout		Old	New	Total	Dropout		Postpartum Expire	
					No Method	Switch Over				No Method	Switch Over		
Dinajpur	668633	254775	1307	256082	930	639	16388	1056	17444	105	136	659	273526
Thakurgaon	306147	114506	623	115129	429	269	5064	299	5363	31	60	233	120492
Panchagarh	237421	96972	691	97663	422	405	3938	343	4281	30	32	222	101944
Niuphaman	415664	158317	872	159189	601	454	7680	463	8143	51	79	298	167332
Rangpur	612152	221882	1505	223387	1094	647	9334	567	9901	93	116	268	233288
Kurigram	540862	197415	1416	198831	942	623	7986	557	8543	101	107	360	207374
Gaibandha	556367	208313	1554	209867	986	858	6031	443	6474	76	71	213	216341
Lalmonirhat	282355	96252	655	96907	354	236	4776	230	5006	42	52	161	101913
<b>Rangpur Div.</b>	<b>3619601</b>	<b>1348432</b>	<b>8623</b>	<b>1357055</b>	<b>5758</b>	<b>4131</b>	<b>61197</b>	<b>3958</b>	<b>65155</b>	<b>529</b>	<b>653</b>	<b>2414</b>	<b>1422210</b>
Bogura	776430	300493	1935	302428	1354	1036	12857	886	13743	108	106	670	316171
Joipurhat	214533	81614	480	82094	321	151	3351	230	3581	15	35	138	85675
Naogaon	594578	249046	1381	250427	1024	516	9159	624	9783	57	52	394	260210
Chapainawabganj	380846	136510	726	137236	516	268	5024	355	5379	31	96	243	142615
Rajshahi	621471	200513	2193	202706	1313	1110	10362	667	11029	265	185	198	213735
Natore	415567	156932	1242	158174	790	454	7582	516	8098	41	116	304	166272
Pabna	593282	209671	1356	211027	911	552	8481	585	9066	68	114	310	220093
Serajganj	665848	251434	1445	252879	990	585	16732	858	17590	97	127	538	270469
<b>Rajshahi Div.</b>	<b>4262555</b>	<b>1586213</b>	<b>10758</b>	<b>1596971</b>	<b>7219</b>	<b>4672</b>	<b>73548</b>	<b>4721</b>	<b>78269</b>	<b>682</b>	<b>831</b>	<b>2795</b>	<b>1675240</b>
Kustia	462527	145950	879	146829	624	369	6921	456	7377	48	68	296	154206
Meherpur	162749	45040	251	45291	136	111	1159	102	1261	4	10	31	46552
Chuadanga	260769	89235	584	89819	375	276	4205	329	4534	27	80	174	94353
Jhenaidaha	394931	148106	697	148803	497	269	5460	355	5815	69	59	158	154618
Magura	193697	71743	463	72206	318	183	4424	318	4742	29	46	181	76948
Narail	155192	59122	551	59673	313	146	2083	130	2213	22	20	71	61886
Jashore	618584	189911	967	190878	739	406	7272	427	7699	152	113	236	198577
Khulna	500743	177363	3047	180410	783	587	5541	346	5887	80	89	287	186297
Bagerhat	304369	114417	896	115313	640	394	6025	374	6399	53	75	200	121712
Satkhira	440317	172586	998	173584	648	392	5691	452	6143	59	56	334	179727
<b>Khulna Div.</b>	<b>3493878</b>	<b>1213473</b>	<b>9333</b>	<b>1222806</b>	<b>5073</b>	<b>3133</b>	<b>48781</b>	<b>3289</b>	<b>52070</b>	<b>543</b>	<b>616</b>	<b>1968</b>	<b>1274876</b>
Barguna	198875	64698	1052	65750	450	502	5342	292	5634	55	109	176	71384
Patuakhali	341944	113670	928	114598	567	440	7679	395	8074	100	117	208	122672
Barishal	427878	151836	1208	153044	886	445	8250	456	8706	93	64	253	161750
Jhalakati	115828	39847	399	40246	232	109	2098	170	2268	56	44	46	42514
Bhola	373217	107919	698	108617	562	281	8692	517	9209	62	56	365	117826
Pirojpur	206445	76135	620	76755	552	326	6626	495	7121	78	55	326	83876
<b>Barishal Div.</b>	<b>1664187</b>	<b>554105</b>	<b>4905</b>	<b>559010</b>	<b>3249</b>	<b>2103</b>	<b>38687</b>	<b>2325</b>	<b>41012</b>	<b>444</b>	<b>445</b>	<b>1374</b>	<b>600022</b>

Name of District	Total E. Couple	Oral Pill											Total Oral Pill
		Normal					Postpartum						
		Old	New	Total	Dropout		Old	New	Total	Dropout		Postpartum Expire	
					No Method	Switch Over				No Method	Switch Over		
Gopalganj	222554	86617	561	87178	433	216	3702	196	3898	48	24	86	91076
Madaripur	235347	83290	403	83693	275	172	4404	258	4662	47	33	157	88355
Shariatpur	216861	72558	414	72972	287	153	4826	244	5070	47	47	147	78042
Faridpur	398628	132596	1101	133697	767	570	5944	472	6416	97	111	201	140113
Rajbari	236227	79955	705	80660	378	362	4243	261	4504	64	58	161	85164
Dhaka	741398	239534	1501	241035	970	609	10130	778	10908	108	107	328	251943
Gazipur	428266	174286	762	175048	623	292	6848	523	7371	59	60	240	182419
Munshiganj	303702	104744	570	105314	379	274	5989	318	6307	30	57	208	111621
Narayanganj	539724	195803	1428	197231	1006	652	9763	639	10402	232	104	361	207633
Narshingdi	441288	157476	1195	158671	695	457	7304	487	7791	67	72	284	166462
Manikganj	309044	106148	662	106810	454	224	5084	333	5417	37	29	245	112227
Tangail	850869	331521	1354	332875	1168	561	10822	661	11483	126	126	449	344358
Kishoreganj	569777	220035	1787	221822	1262	750	11403	594	11997	234	169	275	233819
<b>Dhaka Div.</b>	<b>5493685</b>	<b>1984563</b>	<b>12443</b>	<b>1997006</b>	<b>8697</b>	<b>5292</b>	<b>90462</b>	<b>5764</b>	<b>96226</b>	<b>1196</b>	<b>997</b>	<b>3142</b>	<b>2093232</b>
Jamalpur	491654	174142	829	174971	561	388	8825	446	9271	73	31	236	184242
Sherpur	323934	123422	1202	124624	793	498	5510	366	5876	53	70	180	130500
Mymensingh	1062863	479138	3062	482200	2639	1172	28872	1777	30649	134	166	1216	512849
Netrokona	423506	175222	1064	176286	679	427	9300	524	9824	83	67	266	186110
<b>Mymensingh Div.</b>	<b>2301957</b>	<b>951924</b>	<b>6157</b>	<b>958081</b>	<b>4672</b>	<b>2485</b>	<b>52507</b>	<b>3113</b>	<b>55620</b>	<b>343</b>	<b>334</b>	<b>1898</b>	<b>1013701</b>
Brahmanbaria	538307	157141	1025	158166	898	308	13442	624	14066	149	44	413	172232
Cumilla	1129786	378384	2309	380693	1787	957	27596	1464	29060	219	171	888	409753
Chandpur	477081	169979	877	170856	903	403	12902	793	13695	74	101	536	184551
Feni	284913	83052	621	83673	347	296	6666	333	6999	178	75	60	90672
Noakhali	593181	188505	939	189444	839	304	14097	685	14782	109	88	331	204226
Lakshimpur	330577	100514	545	101059	413	149	6957	313	7270	50	24	180	108329
Chattogram	1069704	388285	2192	390477	1466	879	21212	1003	22215	174	188	546	412692
Cox's Bazar	431122	139041	939	139980	738	343	13895	591	14486	118	80	240	154466
Rangamati	101068	38675	219	38894	175	101	1059	104	1163	7	32	71	40057
Khagrachhari	114945	46471	348	46819	165	73	1792	136	1928	23	18	94	48747
Bandarban	74019	22018	415	22433	228	135	2684	240	2924	32	38	93	25357
<b>Chattogram Div.</b>	<b>5144703</b>	<b>1712065</b>	<b>10429</b>	<b>1722494</b>	<b>7959</b>	<b>3948</b>	<b>122302</b>	<b>6286</b>	<b>128588</b>	<b>1133</b>	<b>859</b>	<b>3452</b>	<b>1851082</b>
Sylhet	604641	172337	1825	174162	1710	342	13831	573	14404	173	67	344	188566
Habiganj	398642	147809	1217	149026	925	297	11834	661	12495	120	62	314	161521
Moulavi Bazar	342153	117024	939	117963	682	411	7089	666	7755	96	70	263	125718
Sunamganj	408018	131149	1645	132794	1143	709	13313	821	14134	204	164	402	146928
<b>Sylhet Div.</b>	<b>1753454</b>	<b>568319</b>	<b>5626</b>	<b>573945</b>	<b>4460</b>	<b>1759</b>	<b>46067</b>	<b>2721</b>	<b>48788</b>	<b>593</b>	<b>363</b>	<b>1323</b>	<b>622733</b>
<b>National</b>	<b>27734020</b>	<b>9919094</b>	<b>68274</b>	<b>9987368</b>	<b>47087</b>	<b>27523</b>	<b>533551</b>	<b>32177</b>	<b>565728</b>	<b>5463</b>	<b>5098</b>	<b>18366</b>	<b>10553096</b>

Name of District	Condom												Total Condom
	Normal					Postpartum							
	Old	New	Total	Drop out		Old	New	Total	Drop out		Postpartum Expire		
				No Methd	Switch Over				No Methd	Switch Over			
Dinajpur	30278	363	30641	269	153	2144	152	2296	22	33	101	32937	
Thakurgaon	10109	99	10208	70	40	483	25	508	2	4	11	10716	
Panchgarh	7569	159	7728	78	28	531	39	570	14	7	18	8298	
Niphaman	13237	136	13373	85	90	991	65	1056	17	26	36	14429	
Rangpur	29617	478	30095	210	114	1944	189	2133	35	60	36	32228	
Kurigram	23703	626	24329	308	126	1643	96	1739	27	11	48	26068	
Gaibandha	26168	391	26559	277	134	1481	90	1571	38	11	30	28130	
Lalmonirhat	8164	108	8272	137	38	815	36	851	4	4	32	9123	
<b>Rangpur Div.</b>	<b>148845</b>	<b>2360</b>	<b>151205</b>	<b>1434</b>	<b>723</b>	<b>10032</b>	<b>692</b>	<b>10724</b>	<b>159</b>	<b>156</b>	<b>312</b>	<b>161929</b>	
Bogura	57363	595	57958	289	440	2324	141	2465	18	27	108	60423	
Joipurhat	14179	128	14307	51	54	749	29	778	8	9	45	15085	
Naogaon	31870	403	32273	723	125	1831	123	1954	14	18	91	34227	
Nawabganj	42888	324	43212	219	101	2430	156	2586	15	16	147	45798	
Rajshahi	75879	1785	77664	909	745	6227	649	6876	279	267	89	84540	
Natore	36666	503	37169	237	158	2057	117	2174	82	47	69	39343	
Pabna	46554	351	46905	243	97	2564	104	2668	16	11	79	49573	
Serajganj	60496	482	60978	319	136	4534	157	4691	39	38	100	65669	
<b>Rajshahi Div.</b>	<b>365895</b>	<b>4571</b>	<b>370466</b>	<b>2990</b>	<b>1856</b>	<b>22716</b>	<b>1476</b>	<b>24192</b>	<b>471</b>	<b>433</b>	<b>728</b>	<b>394658</b>	
Kustia	50547	511	51058	242	143	2882	171	3053	34	22	94	54111	
Meherpur	14993	121	15114	57	49	627	46	673	6	3	16	15787	
Chuadanga	18562	157	18719	99	45	1002	52	1054	6	14	474	19773	
Jhenaidaha	28989	268	29257	148	64	1816	129	1945	307	25	49	31202	
Magura	11858	124	11982	80	39	1101	53	1154	19	33	23	13136	
Narail	12737	119	12856	90	40	629	27	656	17	7	5	13512	
Jashore	51985	434	52419	265	144	2995	141	3136	31	33	105	55555	
Khulna	52238	1012	53250	595	131	1932	94	2026	34	27	52	55276	
Bagerhat	20733	369	21102	212	130	1404	88	1492	34	25	18	22594	
Satkhira	28105	270	28375	151	131	1624	89	1713	25	11	80	30088	
<b>Khulna Div.</b>	<b>290747</b>	<b>3385</b>	<b>294132</b>	<b>1939</b>	<b>916</b>	<b>16012</b>	<b>890</b>	<b>16902</b>	<b>513</b>	<b>200</b>	<b>916</b>	<b>311034</b>	
Barguna	5326	184	5510	94	89	604	36	640	7	12	10	6150	
Patuakhali	12424	198	12622	105	80	1168	55	1223	18	18	11	13845	
Barishal	25962	311	26273	240	189	2158	113	2271	27	18	50	28544	
Jhalakati	6026	88	6114	73	31	457	38	495	14	13	4	6609	
Bhola	12711	230	12941	204	78	793	49	842	8	5	15	13783	
Pirojpur	10719	159	10878	112	60	837	61	898	14	5	33	11776	
<b>Barishal Div.</b>	<b>73168</b>	<b>1170</b>	<b>74338</b>	<b>828</b>	<b>527</b>	<b>6017</b>	<b>352</b>	<b>6369</b>	<b>88</b>	<b>71</b>	<b>123</b>	<b>80707</b>	

Name of District	Condom											Total Condom
	Normal					Postpartum						
	Old	New	Total	Drop out		Old	New	Total	Drop out		Postpartum Expire	
				No Methd	Switch Over				No Methd	Switch Over		
Gopalganj	22199	268	22467	217	105	1586	77	1663	20	16	50	24130
Madaripur	15148	138	15286	113	33	1610	69	1679	22	16	22	16965
Shariatpur	18253	215	18468	100	44	1497	44	1541	15	8	38	20009
Faridpur	42593	545	43138	238	151	2572	203	2775	60	28	91	45913
Rajbari	19742	310	20052	145	51	1391	81	1472	41	11	35	21524
Dhaka	75570	613	76183	345	187	5065	281	5346	44	47	166	81529
Gazipur	33404	211	33615	141	57	2172	71	2243	20	15	30	35858
Munshiganj	28931	209	29140	125	74	2468	100	2568	13	16	58	31708
Narayanganj	39559	441	40000	348	222	3675	174	3849	51	47	123	43849
Narshingdi	30427	476	30903	203	111	2695	124	2819	25	22	64	33722
Manikganj	29541	294	29835	202	100	1696	146	1842	17	14	75	31677
Tangail	65454	494	65948	298	123	3095	181	3276	55	34	65	69224
Kishoreganj	31025	651	31676	432	388	3071	212	3283	93	61	65	34959
<b>Dhaka Div.</b>	<b>451846</b>	<b>4865</b>	<b>456711</b>	<b>2907</b>	<b>1646</b>	<b>32593</b>	<b>1763</b>	<b>34356</b>	<b>476</b>	<b>335</b>	<b>882</b>	<b>491067</b>
Jamalpur	27293	175	27468	100	52	1803	83	1886	15	9	20	29354
Sherpur	15523	159	15682	80	30	894	30	924	11	19	34	16606
Mymensingh	47299	658	47957	444	238	4149	303	4452	33	21	114	52409
Netrokona	15140	256	15396	181	98	1659	78	1737	20	13	59	17133
<b>Mymensingh Div.</b>	<b>105255</b>	<b>1248</b>	<b>106503</b>	<b>805</b>	<b>418</b>	<b>8505</b>	<b>494</b>	<b>8999</b>	<b>79</b>	<b>62</b>	<b>227</b>	<b>115502</b>
Brahmanbaria	33530	322	33852	407	75	2821	141	2962	182	14	58	36814
Cumilla	67098	680	67778	485	221	6929	374	7303	92	53	199	75081
Chandpur	22745	240	22985	163	85	2325	128	2453	12	21	41	25438
Feni	18922	212	19134	160	95	2270	117	2387	18	19	26	21521
Noakhali	37949	266	38215	318	57	4305	168	4473	47	12	34	42688
Lakshmipur	15310	118	15428	91	30	1601	69	1670	10	15	44	17098
Chattoagram	74368	749	75117	477	239	6982	306	7288	67	46	174	82405
Cox's Bazar	19774	256	20030	159	68	2636	129	2765	29	13	26	22795
Rangamati	6114	67	6181	29	17	299	8	307	3	0	9	6488
Khagrachhari	3708	37	3745	18	14	237	12	249	1	3	4	3994
Bandarban	3600	142	3742	126	61	444	50	494	14	9	6	4236
<b>Chattoagram Div.</b>	<b>303118</b>	<b>3089</b>	<b>306207</b>	<b>2433</b>	<b>962</b>	<b>30849</b>	<b>1502</b>	<b>32351</b>	<b>475</b>	<b>205</b>	<b>621</b>	<b>338558</b>
Sylhet	52157	625	52782	1095	74	4834	200	5034	45	17	58	57816
Habiganj	21363	256	21619	232	50	2520	110	2630	33	7	30	24249
Moulavi Bazar	18135	276	18411	193	91	1402	147	1549	24	15	22	19960
Sunamganj	24844	608	25452	498	191	3907	274	4181	110	35	114	29633
<b>Sylhet Div.</b>	<b>116499</b>	<b>1765</b>	<b>118264</b>	<b>2018</b>	<b>406</b>	<b>12663</b>	<b>731</b>	<b>13394</b>	<b>212</b>	<b>74</b>	<b>224</b>	<b>131658</b>
<b>National</b>	<b>1855373</b>	<b>22453</b>	<b>1877826</b>	<b>15354</b>	<b>7454</b>	<b>139387</b>	<b>7900</b>	<b>147287</b>	<b>2473</b>	<b>1536</b>	<b>4033</b>	<b>2025113</b>

Name of District	Injectable												Total Injectable
	Normal					Postpartum							
	Old	New	Total	Drop out		Old	New	Total	Drop out		Postpartum Expire		
				No Methd	Switch Over				No Methd	Switch Over			
Dinajpur	69127	471	69598	325	338	3034	150	3184	27	35	118	72782	
Thakurgaon	58045	269	58314	217	311	1378	51	1429	10	5	37	59743	
Panchgarh	39335	326	39661	268	267	852	43	895	9	7	48	40556	
Nilphamari	68200	433	68633	258	304	2785	138	2923	23	28	90	71556	
Rangpur	104005	732	104737	510	684	3657	173	3830	65	105	74	108567	
Kurigram	107872	894	108766	612	565	2104	114	2218	23	411	66	110984	
Gaibandha	95438	976	96414	727	554	2393	101	2494	60	21	71	98908	
Lalmonirhat	57291	376	57667	222	203	1509	60	1569	14	12	95	59236	
<b>Rangpur Div.</b>	<b>599313</b>	<b>4477</b>	<b>603790</b>	<b>3139</b>	<b>3226</b>	<b>17712</b>	<b>830</b>	<b>18542</b>	<b>231</b>	<b>624</b>	<b>599</b>	<b>622332</b>	
Bogura	103427	665	104092	437	361	2904	159	3063	15	21	127	107155	
Joipurhat	23593	131	23724	61	56	559	26	585	5	6	12	24309	
Naogaon	53987	506	54493	326	257	1507	65	1572	15	39	58	56065	
Nawabganj	51303	253	51556	222	185	1218	45	1263	21	10	49	52819	
Rajshahi	86158	1381	87539	693	812	4235	337	4572	123	135	55	92111	
Natore	45553	504	46057	232	301	1472	72	1544	18	33	41	47601	
Pabna	100629	365	100994	296	176	2809	71	2880	13	16	58	103874	
Seraiganj	117467	737	118204	348	314	4599	120	4719	40	34	123	122923	
<b>Rajshahi Div.</b>	<b>582117</b>	<b>4542</b>	<b>586659</b>	<b>2615</b>	<b>2462</b>	<b>19303</b>	<b>895</b>	<b>20198</b>	<b>250</b>	<b>294</b>	<b>523</b>	<b>606857</b>	
Kustia	70123	476	70599	198	237	2215	92	2307	19	13	70	72906	
Meherpur	34218	158	34376	78	126	494	46	540	0	2	13	34916	
Chuadanga	51228	269	51497	168	193	1316	82	1398	10	24	48	52895	
Jhenaidaha	48140	285	48425	173	164	1578	65	1643	21	37	23	50068	
Magura	25392	193	25585	96	104	1456	52	1508	3	2	44	27093	
Narail	17502	125	17627	81	74	416	12	428	2	6	4	18055	
Jashore	123874	463	124337	355	294	3140	83	3223	17	29	66	127560	
Khulna	67775	1000	68775	506	375	1609	71	1680	16	15	24	70455	
Bagerhat	40839	437	41276	281	241	1374	69	1443	15	16	21	42719	
Salkhira	64894	356	65250	193	162	1260	53	1313	10	7	55	66563	
<b>Khulna Div.</b>	<b>543985</b>	<b>3762</b>	<b>547747</b>	<b>2129</b>	<b>1970</b>	<b>14858</b>	<b>625</b>	<b>15483</b>	<b>113</b>	<b>151</b>	<b>368</b>	<b>563230</b>	
Barguna	37120	590	37710	310	326	1593	63	1656	49	21	34	39366	
Patuakhali	70159	495	70654	278	1581	2621	107	2728	66	29	76	73382	
Barishal	62105	589	62694	436	316	2791	104	2895	34	15	68	65589	
Jhalakati	15977	165	16142	125	45	462	39	501	20	15	14	16643	
Bhola	111466	666	112132	774	644	3707	151	3858	27	43	111	115990	
Pirojpur	28443	318	28761	242	154	1038	44	1082	12	8	44	29843	
<b>Barishal Div.</b>	<b>325270</b>	<b>2823</b>	<b>328093</b>	<b>2165</b>	<b>3066</b>	<b>12212</b>	<b>508</b>	<b>12720</b>	<b>208</b>	<b>131</b>	<b>347</b>	<b>340813</b>	

Name of District	Injectable											Total Injectable
	Normal					Postpartum						
	Old	New	Total	Drop out		Old	New	Total	Drop out		Postpartum Expire	
				No Methd	Switch Over				No Methd	Switch Over		
Gopalganj	21363	260	21623	142	77	917	27	944	3	3	16	22567
Madaripur	34762	189	34951	137	111	1620	36	1656	17	22	34	36607
Shariatpur	30481	184	30665	186	98	1412	29	1441	11	1	22	32106
Faridpur	43904	489	44393	259	204	1078	58	1136	35	21	37	45529
Rajbari	31994	252	32246	170	145	1122	40	1162	9	10	25	33408
Dhaka	91343	590	91933	307	243	3757	132	3889	51	31	74	95822
Gazipur	40318	222	40540	135	66	1192	38	1230	1	4	28	41770
Munshiganj	31737	134	31871	119	92	1546	38	1584	39	9	23	33455
Narayanganj	71501	644	72145	381	277	3071	89	3160	29	23	88	75305
Narshingdi	64190	436	64626	315	407	2662	96	2758	52	36	44	67384
Manikganj	34932	306	35238	222	126	1141	54	1195	11	10	24	36433
Tangail	99551	515	100066	453	248	2124	71	2195	36	15	55	102261
Kishoreganj	65130	908	66038	550	529	3154	167	3321	61	53	54	69359
<b>Dhaka Div.</b>	<b>661206</b>	<b>5129</b>	<b>666335</b>	<b>3376</b>	<b>2623</b>	<b>24796</b>	<b>875</b>	<b>25671</b>	<b>355</b>	<b>238</b>	<b>524</b>	<b>692006</b>
Jamalpur	85390	274	85664	264	161	2588	75	2663	22	5	38	88327
Sherpur	51782	207	51989	187	121	1328	35	1363	12	21	47	53352
Mymensingh	118497	950	119447	665	488	5927	213	6140	92	25	198	125587
Netrokona	47808	416	48224	296	252	3221	108	3329	33	11	77	51553
<b>Mymensingh Div.</b>	<b>303477</b>	<b>1847</b>	<b>305324</b>	<b>1412</b>	<b>1022</b>	<b>13064</b>	<b>431</b>	<b>13495</b>	<b>159</b>	<b>62</b>	<b>360</b>	<b>318819</b>
Brahmanbaria	68652	412	69064	555	131	3800	123	3923	107	8	75	72987
Cumilla	172743	951	173694	737	451	8725	375	9100	87	60	141	182794
Chandpur	73932	383	74315	330	231	3287	124	3411	14	32	88	77726
Feni	39093	309	39402	217	130	2309	92	2401	22	12	22	41803
Noakhali	93666	418	94084	421	123	6433	168	6601	39	17	84	100685
Lakshmipur	68365	299	68664	213	66	3752	195	3947	20	7	89	72611
Chattogram	112927	847	113774	601	393	7080	226	7306	55	38	129	121080
Cox's Bazar	87705	752	88457	515	266	7579	273	7852	66	55	136	96309
Rangamati	13268	88	13356	71	62	389	10	399	3	0	8	13755
Khagrachhari	16538	83	16621	67	48	502	5	507	3	2	6	17128
Bandarban	11475	174	11649	189	102	862	45	907	15	10	13	12556
<b>Chattogram Div.</b>	<b>758364</b>	<b>4716</b>	<b>763080</b>	<b>3916</b>	<b>2003</b>	<b>44718</b>	<b>1636</b>	<b>46354</b>	<b>431</b>	<b>241</b>	<b>791</b>	<b>809434</b>
Sylhet	97125	712	97837	553	104	5921	133	6054	68	29	67	103891
Habiganj	41910	270	42180	302	95	3377	70	3447	10	3	25	45627
Moulavi Bazar	39343	276	39619	286	129	1432	47	1479	15	13	13	41098
Sunamganj	46948	637	47585	444	225	3848	152	4000	36	20	51	51585
<b>Sylhet Div.</b>	<b>225326</b>	<b>1895</b>	<b>227221</b>	<b>1585</b>	<b>553</b>	<b>14578</b>	<b>402</b>	<b>14980</b>	<b>129</b>	<b>65</b>	<b>156</b>	<b>242201</b>
<b>National</b>	<b>3999058</b>	<b>29191</b>	<b>4028249</b>	<b>20337</b>	<b>16925</b>	<b>161241</b>	<b>6202</b>	<b>167443</b>	<b>1876</b>	<b>1806</b>	<b>3668</b>	<b>4195692</b>

Name of District	IUD											Total IUD
	Normal					Postpartum					Postpartum Expire	
	Old	New	Total	Drop out		Old	New	Total	Drop out			
				No Methd	Switch Over				No Methd	Switch Over		
Dinajpur	9995	60	10055	35	34	340	14	354	4	3	10	10409
Thakurgaon	1794	6	1800	6	1	69	3	72	0	0	2	1872
Panchgarh	3962	10	3972	8	9	55	0	55	1	0	1	4027
Nilphamari	5532	41	5573	25	31	231	4	235	0	1	5	5808
Rangpur	13191	52	13243	67	14	547	4	551	2	1	9	13794
Kurigram	11605	92	11697	48	33	166	6	172	3	1	4	11869
Gaibandha	17067	54	17121	114	46	297	3	300	3	0	6	17421
Lalmonirhat	2602	32	2634	105	32	141	8	149	1	2	2	2783
<b>Rangpur Div.</b>	<b>65748</b>	<b>347</b>	<b>66095</b>	<b>408</b>	<b>200</b>	<b>1846</b>	<b>42</b>	<b>1888</b>	<b>14</b>	<b>8</b>	<b>39</b>	<b>67983</b>
Bogra	19185	41	19226	64	25	226	7	233	5	0	6	19459
Joipurhat	3092	19	3111	4	9	48	0	48	0	0	2	3159
Naogaon	10105	42	10147	38	22	239	12	251	89	0	10	10398
Nawabganj	5280	22	5302	12	7	158	2	160	2	0	4	5462
Rajshahi	7089	35	7124	25	20	198	4	202	1	1	5	7326
Natore	7649	32	7681	19	17	168	9	177	3	3	7	7858
Pabna	21402	45	21447	76	18	204	10	214	15	1	2	21661
Seraiganj	20445	149	20594	68	36	1481	9	1490	5	1	3	22084
<b>Rajshahi Div.</b>	<b>94247</b>	<b>385</b>	<b>94632</b>	<b>306</b>	<b>154</b>	<b>2722</b>	<b>53</b>	<b>2775</b>	<b>120</b>	<b>6</b>	<b>39</b>	<b>97407</b>
Kustia	4736	12	4748	14	10	63	2	65	1	0	3	4813
Meherpur	2040	1	2041	4	5	27	0	27	0	0	2	2068
Chuadanga	4410	22	4432	16	8	100	5	105	0	0	2	4537
Jhenaidaha	7213	21	7234	27	12	154	2	156	0	0	2	7390
Magura	3764	30	3794	6	10	175	7	182	7	0	1	3976
Narail	4380	4	4384	29	5	45	0	45	0	1	1	4429
Jashore	16767	36	16803	33	19	346	4	350	1	2	7	17153
Khulna	12739	56	12795	50	25	456	9	465	228	2	10	13260
Bagerhat	9670	38	9708	37	15	381	3	384	0	0	1	10092
Satkhira	9467	22	9489	17	4	428	2	430	1	2	5	9919
<b>Khulna Div.</b>	<b>75186</b>	<b>242</b>	<b>75428</b>	<b>233</b>	<b>113</b>	<b>2175</b>	<b>34</b>	<b>2209</b>	<b>238</b>	<b>7</b>	<b>34</b>	<b>77637</b>
Barguna	4285	29	4314	21	14	116	1	117	2	1	1	4431
Patuakhali	8162	40	8202	30	22	445	8	453	2	0	7	8655
Barishal	12021	36	12057	47	20	379	3	382	0	0	5	12439
Jhalakati	4479	10	4489	19	11	85	4	89	2	2	2	4578
Bhola	10788	31	10819	18	12	278	9	287	0	0	3	11106
Pirojpur	9055	30	9085	36	26	231	4	235	0	2	5	9320
<b>Barishal Div.</b>	<b>48790</b>	<b>176</b>	<b>48966</b>	<b>171</b>	<b>105</b>	<b>1534</b>	<b>29</b>	<b>1563</b>	<b>6</b>	<b>5</b>	<b>23</b>	<b>50529</b>



Name of District	IUD											Total IUD
	Normal					Postpartum						
	Old	New	Total	Drop out		Old	New	Total	Drop out		Postpartum Expire	
				No Methd	Switch Over				No Methd	Switch Over		
Gopalganj	4362	9	4371	14	4	102	1	103	0	0	4	4474
Madaripur	7396	43	7439	27	10	272	7	279	0	0	4	7718
Shariatpur	8987	42	9029	37	12	272	1	273	4	2	8	9302
Faridpur	14399	75	14474	65	20	298	10	308	2	1	23	14782
Rajbari	5965	25	5990	25	14	97	0	97	1	1	3	6087
Dhaka	21037	85	21122	40	23	782	21	803	3	2	9	21925
Gazipur	8915	21	8936	19	6	139	4	143	1	0	0	9079
Munshiganj	7430	13	7443	43	17	349	4	353	3	2	11	7796
Narayanganj	11494	41	11535	45	24	398	5	403	4	2	2	11938
Narshingdi	14872	34	14906	27	22	430	7	437	2	1	6	15343
Manikganj	6976	23	6999	21	15	89	3	92	0	0	7	7091
Tangail	20345	81	20426	72	25	311	4	315	3	5	5	20741
Kishoreganj	19042	73	19115	70	45	671	15	686	3	7	3	19801
<b>Dhaka Div.</b>	<b>151220</b>	<b>565</b>	<b>151785</b>	<b>505</b>	<b>237</b>	<b>4210</b>	<b>82</b>	<b>4292</b>	<b>26</b>	<b>23</b>	<b>85</b>	<b>156077</b>
Jamalpur	14599	29	14628	24	11	254	3	257	5	0	3	14885
Sherpur	6766	11	6777	12	9	61	4	65	0	0	3	6842
Mymensingh	21648	66	21714	42	41	625	7	632	12	2	3	22346
Netrokona	7618	19	7637	30	14	389	1	390	2	1	1	8027
<b>Mymensingh Div.</b>	<b>50631</b>	<b>125</b>	<b>50756</b>	<b>108</b>	<b>75</b>	<b>1329</b>	<b>15</b>	<b>1344</b>	<b>19</b>	<b>3</b>	<b>10</b>	<b>52100</b>
Brahmanbaria	17443	39	17482	140	31	610	14	624	3	1	9	18106
Cumilla	36843	208	37051	142	50	1998	95	2093	25	18	30	39144
Chandpur	12777	72	12849	62	44	1211	36	1247	2	7	25	14096
Feni	9934	48	9982	30	17	850	68	918	1	1	3	10900
Noakhali	18073	54	18127	66	10	1343	13	1356	3	2	12	19483
Lakshmipur	8007	15	8022	52	5	442	9	451	3	0	7	8473
Chattogram	41629	129	41758	155	53	1803	39	1842	4	2	31	43600
Cox's Bazar	11537	22	11559	50	7	1309	32	1341	3	0	14	12900
Rangamati	4946	16	4962	22	12	322	9	331	2	0	13	5293
Khagrachhari	3921	18	3939	18	5	192	5	197	0	0	0	4136
Bandarban	3845	15	3860	55	31	363	10	373	2	2	5	4233
<b>Chattogram Div.</b>	<b>168955</b>	<b>636</b>	<b>169591</b>	<b>792</b>	<b>265</b>	<b>10443</b>	<b>330</b>	<b>10773</b>	<b>48</b>	<b>33</b>	<b>149</b>	<b>180364</b>
Sylhet	15696	19	15715	46	16	889	8	897	6	0	23	16612
Habiganj	10040	7	10047	17	5	794	33	827	2	0	8	10874
Moulavi Bazar	10989	24	11013	40	20	501	22	523	4	3	5	11536
Sunamganj	12685	10	12695	39	12	750	17	767	2	0	3	13462
<b>Sylhet Div.</b>	<b>49410</b>	<b>60</b>	<b>49470</b>	<b>142</b>	<b>53</b>	<b>2934</b>	<b>80</b>	<b>3014</b>	<b>14</b>	<b>3</b>	<b>39</b>	<b>52484</b>
<b>National</b>	<b>704187</b>	<b>2536</b>	<b>706723</b>	<b>2665</b>	<b>1202</b>	<b>27193</b>	<b>665</b>	<b>27858</b>	<b>485</b>	<b>88</b>	<b>418</b>	<b>734581</b>

Name of District	Implant												Total Implant
	Normal					Postpartum							
	Old	New	Total	Drop out		Old	New	Total	Drop out		Postpartum Expire		
				No Methd	Switch Over				No Methd	Switch Over			
Dinajpur	40295	293	40588	129	212	2498	67	2565	10	10	82	43153	
Thakurgaon	13434	78	13512	51	69	326	13	339	2	0	12	13851	
Panchgarh	12625	56	12681	31	51	272	10	282	1	0	5	12963	
Nilphamari	18862	58	18920	65	54	991	11	1002	1	5	40	19922	
Rangpur	31678	156	31834	111	64	1330	21	1351	8	3	25	33185	
Kurigram	18447	84	18531	84	72	793	9	802	3	3	24	19333	
Gaibandha	28222	46	28268	133	91	993	7	1000	8	1	20	29268	
Lalmonirhat	12706	57	12763	33	44	487	10	497	15	4	18	13260	
<b>Rangpur Div.</b>	<b>176269</b>	<b>828</b>	<b>177097</b>	<b>637</b>	<b>657</b>	<b>7690</b>	<b>148</b>	<b>7838</b>	<b>48</b>	<b>26</b>	<b>226</b>	<b>184935</b>	
Bogura	51671	256	51927	193	221	2454	52	2506	6	4	88	54433	
Joipurhat	14595	164	14759	25	48	694	29	723	1	2	47	15482	
Naogaon	22464	138	22602	113	111	837	11	848	5	3	32	23450	
Nawabganj	6955	82	7037	18	47	249	6	255	7	0	10	7292	
Rajshahi	20242	151	20393	74	101	1026	19	1045	3	0	16	21438	
Natore	20296	167	20463	71	96	1150	42	1192	14	5	37	21655	
Pabna	22562	84	22646	42	54	659	20	679	1	5	8	23325	
Seraiganj	20998	95	21093	65	83	1119	15	1134	9	2	24	22227	
<b>Rajshahi Div.</b>	<b>179783</b>	<b>1137</b>	<b>180920</b>	<b>601</b>	<b>761</b>	<b>8188</b>	<b>194</b>	<b>8382</b>	<b>46</b>	<b>21</b>	<b>262</b>	<b>189302</b>	
Kustia	11993	95	12088	32	35	411	15	426	0	2	17	12514	
Meherpur	3436	5	3441	6	8	70	0	70	0	1	0	3511	
Chuadanga	9445	102	9547	18	34	314	18	332	3	8	22	9879	
Jhenaidaha	16365	76	16441	56	41	698	22	720	1	4	12	17161	
Magura	9488	39	9527	40	19	599	11	610	3	3	12	10137	
Narail	6325	7	6332	14	8	224	2	226	0	0	1	6558	
Jashore	29030	64	29094	58	53	1119	10	1129	2	2	24	30223	
Khulna	29682	136	29818	91	47	980	14	994	3	2	192	30812	
Bagerhat	13942	46	13988	27	25	915	2	917	1	592	14	14905	
Satkhira	15690	33	15723	28	42	566	1	567	0	0	19	16290	
<b>Khulna Div.</b>	<b>145396</b>	<b>603</b>	<b>145999</b>	<b>370</b>	<b>312</b>	<b>5896</b>	<b>95</b>	<b>5991</b>	<b>13</b>	<b>614</b>	<b>313</b>	<b>151990</b>	
Barguna	12456	69	12525	30	31	726	14	740	5	10	23	13265	
Patuakhali	22034	25	22059	61	62	1192	31	1223	3	3	14	23282	
Barishal	20920	44	20964	59	37	1000	5	1005	2	3	25	21969	
Jhalakati	6576	13	6589	20	4	259	2	261	2	2	3	6850	
Bhola	21745	65	21810	50	53	788	19	807	35	0	3	22617	
Pirojpur	11201	20	11221	40	21	677	3	680	11	2	237	11901	
<b>Barishal Div.</b>	<b>94932</b>	<b>236</b>	<b>95168</b>	<b>260</b>	<b>208</b>	<b>4642</b>	<b>74</b>	<b>4716</b>	<b>58</b>	<b>20</b>	<b>305</b>	<b>99884</b>	

Name of District	Implant												Total Implant
	Normal					Postpartum							
	Old	New	Total	Drop out		Old	New	Total	Drop out		Postpartum Expire		
				No Methd	Switch Over				No Methd	Switch Over			
Gopalganj	9539	10	9549	20	12	626	6	632	1	1	15	10181	
Madaripur	15331	15	15346	31	20	740	3	743	1	0	14	16089	
Shariatpur	8708	10	8718	16	9	586	27	613	4	0	11	9331	
Faridpur	20075	132	20207	83	43	929	11	940	2	3	30	21147	
Rajbari	14511	73	14584	40	45	640	16	656	1	2	24	15240	
Dhaka	28086	55	28141	29	30	1562	19	1581	8	3	13	29722	
Gazipur	15004	19	15023	44	11	522	4	526	1	0	11	15549	
Munshiganj	10511	25	10536	31	39	643	10	653	1	7	16	11189	
Narayanganj	17163	57	17220	42	40	925	2	927	9	3	17	18147	
Narsingdi	13602	34	13636	19	15	713	5	718	1	0	136	14354	
Manikganj	14390	87	14477	58	54	520	16	536	3	1	19	15013	
Tangail	39413	128	39541	108	97	1150	15	1165	3	2	30	40706	
Kishoreganj	31934	147	32081	97	62	1941	36	1977	8	7	37	34058	
<b>Dhaka Div.</b>	<b>238267</b>	<b>792</b>	<b>239059</b>	<b>618</b>	<b>477</b>	<b>11497</b>	<b>170</b>	<b>11667</b>	<b>43</b>	<b>29</b>	<b>373</b>	<b>250726</b>	
Jamalpur	28735	40	28775	65	42	1167	13	1180	5	2	15	29955	
Sherpur	19201	82	19283	47	27	543	18	561	0	1	22	19844	
Mymensingh	44079	110	44189	92	78	1968	8	1976	12	7	53	46165	
Netrokona	21735	55	21790	62	45	1675	13	1688	3	9	23	23478	
<b>Mymensingh Div.</b>	<b>113750</b>	<b>287</b>	<b>114037</b>	<b>266</b>	<b>192</b>	<b>5353</b>	<b>52</b>	<b>5405</b>	<b>20</b>	<b>19</b>	<b>113</b>	<b>119442</b>	
Brahmanbaria	23326	29	23355	77	51	2588	16	2604	10	1	45	25959	
Cumilla	39310	143	39453	174	50	3147	89	3236	24	18	41	42689	
Chandpur	19336	61	19397	63	34	2321	21	2342	7	3	46	21739	
Feni	11883	21	11904	24	32	1483	17	1500	2	1	5	13404	
Noakhali	25699	54	25753	57	7	3561	9	3570	10	12	35	29323	
Lakshmipur	15037	30	15067	37	10	1291	5	1296	3	2	23	16363	
Chattogram	56728	58	56786	154	69	3646	14	3660	9	8	47	60446	
Cox's Bazar	27176	54	27230	89	43	2784	28	2812	13	11	23	30042	
Rangamati	10249	5	10254	13	8	434	1	435	0	1	20	10689	
Khagrachhari	7090	6	7096	19	1	296	4	300	6	0	1	7396	
Bandarban	6343	0	6343	43	22	638	0	638	8	0	1	6981	
<b>Chattogram Div.</b>	<b>242177</b>	<b>461</b>	<b>242638</b>	<b>750</b>	<b>327</b>	<b>22189</b>	<b>204</b>	<b>22393</b>	<b>92</b>	<b>57</b>	<b>287</b>	<b>265031</b>	
Sylhet	32073	18	32091	56	20	3106	9	3115	2	2	26	35206	
Habiganj	14064	14	14078	17	11	2133	3	2136	1	2	17	16214	
Moulavi Bazar	17315	25	17340	43	22	1176	2	1178	0	0	13	18518	
Sunamganj	21845	18	21863	76	30	2720	8	2728	9	4	17	24591	
<b>Sylhet Div.</b>	<b>85297</b>	<b>75</b>	<b>85372</b>	<b>192</b>	<b>83</b>	<b>9135</b>	<b>22</b>	<b>9157</b>	<b>12</b>	<b>8</b>	<b>73</b>	<b>94529</b>	
<b>National</b>	<b>1275871</b>	<b>4419</b>	<b>1280290</b>	<b>3694</b>	<b>3017</b>	<b>74590</b>	<b>959</b>	<b>75549</b>	<b>332</b>	<b>794</b>	<b>1952</b>	<b>1355839</b>	

Name of District	Permanent Method															Postpartum Expire	Total Permanent Method	Total Acceptors	CAR(%)
	Male						Female						Total Female						
	Normal			Postpartum			Total Male	Normal			Postpartum								
	Old	New	Total	Old	New	Total		Old	New	Total	Old	New		Total					
Dinaipur	72	0	72	66763	29	66792	66864	2205	68	2273	0	19	19	2292	548539	69156	546649	81.8	
Thakurgaon	4	0	4	19860	10	19870	19874	396	27	423	0	3	3	426	242812	20300	241899	79.0	
Panchgarh	9	0	9	12687	13	12700	12709	426	21	447	0	12	12	459	192700	13168	192120	80.9	
Nilphamari	66	3	69	38000	42	38042	38111	1153	43	1196	0	10	10	1206	338357	39317	337523	81.2	
Rangpur	78	2	80	34182	24	34206	34286	2080	17	2097	0	16	16	2113	477602	36399	505212	82.5	
Kurigram	0	0	0	22299	32	22331	22331	465	22	487	0	851	851	1338	417258	23669	415921	76.9	
Gaibandha	13	0	13	34568	66	34634	34647	1156	67	1223	0	3	3	1226	450922	35873	450091	80.9	
Lalmonirhat	4	0	4	22248	27	22275	22279	547	22	569	0	6	6	575	228113	22854	227116	80.4	
<b>Rangpur Div.</b>	<b>246</b>	<b>5</b>	<b>251</b>	<b>#####</b>	<b>243</b>	<b>250850</b>	<b>251101</b>	<b>8428</b>	<b>287</b>	<b>8715</b>	<b>0</b>	<b>920</b>	<b>920</b>	<b>9635</b>	<b>2896303</b>	<b>260736</b>	<b>2916531</b>	<b>80.6</b>	
Bogura	57	1	58	52040	41	52081	52139	1513	93	1606	0	42	42	1648	0	53787	637418	82.1	
Joipurhat	9	1	10	19339	14	19353	19363	348	10	358	0	0	0	358	0	19721	179465	83.7	
Naogaon	14	0	14	68441	45	68486	68500	2139	94	2233	0	6	6	2239	0	70739	473966	79.7	
Nawabganj	8	0	8	32587	78	32665	32673	1213	54	1267	0	25	25	1292	0	33965	304411	79.9	
Rajshahi	1283	2	1285	67332	57	67389	68674	4370	58	4428	0	41	41	4469	0	73143	505163	81.3	
Natore	103	2	105	51547	27	51574	51679	1501	50	1551	0	20	20	1571	0	53250	341380	82.1	
Pabna	12	0	12	37168	42	37210	37222	639	33	672	0	6	6	678	0	37900	468658	79.0	
Serajganj	4	0	4	21694	77	21771	21775	1478	54	1532	0	20	20	1552	0	23327	545105	81.9	
<b>Rajshahi Div.</b>	<b>1490</b>	<b>6</b>	<b>1496</b>	<b>#####</b>	<b>381</b>	<b>350529</b>	<b>352025</b>	<b>13201</b>	<b>446</b>	<b>13647</b>	<b>0</b>	<b>160</b>	<b>160</b>	<b>13807</b>	<b>0</b>	<b>365832</b>	<b>3455566</b>	<b>81.1</b>	
Kustia	22	0	22	57314	26	57340	57362	2111	98	2209	0	19	19	2228	367336	59590	365316	79.0	
Meherpur	0	0	0	23893	19	23912	23912	864	29	893	0	0	0	893	128728	24805	128514	79.0	
Chuadanga	0	0	0	29366	33	29399	29399	1455	74	1529	0	4	4	1533	215464	30932	214737	82.3	
Jhenaidaha	0	0	0	44576	38	44614	44614	1692	79	1771	0	8	8	1779	309682	46393	309653	78.4	
Magura	3	0	3	18490	12	18502	18505	1036	20	1056	0	5	5	1061	153119	19566	152358	78.7	
Narail	0	0	0	14443	27	14470	14470	420	21	441	0	14	14	455	121313	14925	120856	77.9	
Jashore	100	0	100	46179	24	46203	46303	2303	24	2327	0	4	4	2331	496996	48634	496392	80.2	
Khulna	6	1	7	33638	21	33659	33666	710	14	724	0	60	60	784	403892	34450	403146	80.5	
Bagerhat	32	0	32	20276	11	20287	20319	512	33	545	0	9	9	554	246975	20873	246542	81.0	
Satkhira	1	0	1	37138	17	37155	37156	1081	42	1123	0	12	12	1135	353371	38291	352428	80.0	
<b>Khulna Div.</b>	<b>164</b>	<b>1</b>	<b>165</b>	<b>#####</b>	<b>228</b>	<b>325541</b>	<b>325706</b>	<b>12184</b>	<b>434</b>	<b>12618</b>	<b>0</b>	<b>135</b>	<b>135</b>	<b>12753</b>	<b>2796876</b>	<b>338459</b>	<b>2789942</b>	<b>79.9</b>	
Barguna	12	0	12	8432	18	8450	8462	572	23	595	0	1	1	596	156384	9058	156793	78.8	
Patuakhali	8	1	9	17578	18	17596	17605	1107	30	1137	0	39	39	1176	273336	18781	272255	79.6	
Barishal	32	0	32	27125	22	27147	27179	1049	26	1075	0	233	233	1308	330067	28487	329204	76.9	
Jhalakati	12	0	12	7748	5	7753	7765	359	10	369	0	10	10	379	90058	8144	90251	77.9	
Bhola	39	0	39	9699	8	9707	9746	130	7	137	0	34	34	171	302868	9917	301891	80.9	
Pirojpur	5	0	5	9700	1	9701	9706	669	6	675	0	1	1	676	164857	10382	164274	79.6	
<b>Barishal Div.</b>	<b>108</b>	<b>1</b>	<b>109</b>	<b>80282</b>	<b>72</b>	<b>80354</b>	<b>80463</b>	<b>3886</b>	<b>102</b>	<b>3988</b>	<b>0</b>	<b>318</b>	<b>318</b>	<b>4306</b>	<b>1317570</b>	<b>84769</b>	<b>1314668</b>	<b>79.0</b>	

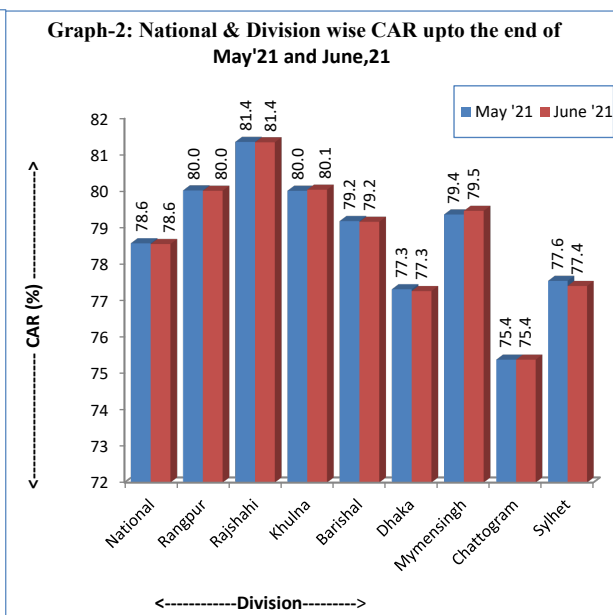
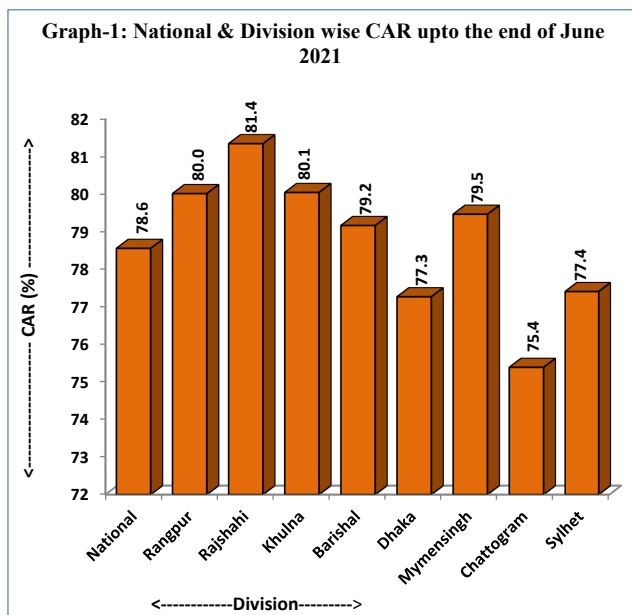
Name of District	Permanent Method													Postpartum Expire	Total Permanent Method	Total Acceptors	CAR(%)	
	Male						Female						Total Female					
	Normal			Postpartum			Normal			Postpartum								
	Old	New	Total	Old	New	Total	Old	New	Total	Old	New	Total						
Gopalganj	5	1	6	19917	17	19934	19940	626	31	657	0	10	10	667	177263	20607	177309	79.7
Madaripur	8	0	8	14903	8	14911	14919	606	24	630	0	1	1	631	184611	15550	183784	78.1
Shariatpur	3	0	3	11854	25	11879	11882	473	16	489	0	44	44	533	165904	12415	165369	76.3
Faridpur	0	0	0	36683	77	36760	36760	1435	80	1515	0	31	31	1546	315136	38306	315995	79.3
Rajbari	0	0	0	17432	20	17452	17452	352	24	376	0	23	23	399	185949	17851	185223	78.4
Dhaka	165	7	172	49617	31	49648	49820	2848	152	3000	0	60	60	3060	564127	52880	561291	75.7
Gazipur	4	0	4	33598	11	33609	33613	676	40	716	0	37	37	753	326395	34366	325237	75.9
Munshiganj	5	0	5	27890	16	27906	27911	1551	54	1605	0	20	20	1625	228277	29536	226928	74.7
Narayanganj	59	8	67	32654	25	32679	32746	1338	42	1380	0	30	30	1410	405972	34156	407270	75.5
Narshingdi	2	0	2	32240	33	32273	32275	2289	132	2421	0	57	57	2478	336798	34753	326956	74.1
Manikganj	0	0	0	29715	22	29737	29737	994	87	1081	0	9	9	1090	240002	30827	238928	77.3
Tangail	5	0	5	59465	29	59494	59499	2382	132	2514	0	46	46	2560	660116	62059	660034	77.6
Kishoreganj	27	1	28	44677	105	44782	44810	1775	76	1851	0	57	57	1908	454353	46718	453895	79.7
<b>Dhaka Div.</b>	<b>283</b>	<b>17</b>	<b>300</b>	<b>#####</b>	<b>419</b>	<b>411064</b>	<b>411364</b>	<b>17345</b>	<b>890</b>	<b>18235</b>	<b>0</b>	<b>425</b>	<b>425</b>	<b>18660</b>	<b>4244903</b>	<b>430024</b>	<b>4228219</b>	<b>77.0</b>
Jamalpur	34	0	34	28101	16	28117	28151	1198	29	1227	0	23	23	1250	393447	29401	392444	79.8
Sherpur	0	0	0	16461	23	16484	16484	835	34	869	0	3	3	872	253034	17356	253324	78.2
Mymensingh	57	1	58	44233	38	44271	44329	1560	79	1639	0	23	23	1662	848347	45991	842759	79.3
Netrokona	171	0	171	25627	27	25654	25825	1119	39	1158	0	30	30	1188	334434	27013	332963	78.6
<b>Mymensingh Div.</b>	<b>262</b>	<b>1</b>	<b>263</b>	<b>#####</b>	<b>104</b>	<b>114526</b>	<b>114789</b>	<b>4712</b>	<b>181</b>	<b>4893</b>	<b>0</b>	<b>79</b>	<b>79</b>	<b>4972</b>	<b>1829262</b>	<b>119761</b>	<b>1821490</b>	<b>79.1</b>
Brahmanbaria	17	1	18	42681	26	42707	42725	1322	34	1356	0	22	22	1378	376400	44103	375974	69.8
Cumilla	499	2	501	84974	81	85055	85556	4328	113	4441	0	184	184	4625	861179	90181	858681	76.0
Chandpur	13	0	13	34354	14	34368	34381	1828	50	1878	0	3	3	1881	365816	36262	365299	76.6
Feni	6	0	6	23308	6	23314	23320	2278	40	2318	0	53	53	2371	208171	25691	206752	72.6
Noakhali	51	0	51	39762	91	39853	39904	2271	59	2330	0	18	18	2348	449496	42252	447054	75.4
Lakshmipur	1	0	1	14909	11	14920	14921	1684	21	1705	0	26	26	1731	240788	16652	239674	72.5
Chattoagram	25	0	25	60392	60	60452	60477	1462	37	1499	0	115	115	1614	797139	62091	795330	74.4
Cox's Bazar	123	0	123	15019	16	15035	15158	909	96	1005	0	112	112	1117	347841	16275	346291	80.3
Rangamati	0	0	0	4485	4	4489	4489	94	6	100	0	0	0	100	82607	4589	82562	81.7
Khagrachhari	2	0	2	4696	0	4696	4698	12	5	17	0	20	20	37	89129	4735	89131	77.5
Bandarban	3	0	3	2489	1	2490	2493	25	0	25	0	6	6	31	59898	2524	59683	80.6
<b>Chattoagram Div.</b>	<b>740</b>	<b>3</b>	<b>743</b>	<b>#####</b>	<b>310</b>	<b>327379</b>	<b>328122</b>	<b>16213</b>	<b>461</b>	<b>16674</b>	<b>0</b>	<b>559</b>	<b>559</b>	<b>17233</b>	<b>3878464</b>	<b>345355</b>	<b>3866431</b>	<b>75.2</b>
Sylhet	76	0	76	45807	43	45850	45926	1583	32	1615	0	130	130	1745	468161	47671	467729	77.4
Habiganj	185	4	189	30669	56	30725	30914	1382	54	1436	0	17	17	1453	307090	32367	305813	76.7
Moulavi Bazar	25	0	25	30519	43	30562	30587	1024	45	1069	0	19	19	1088	263664	31675	263048	76.9
Sunamganj	128	1	129	33412	56	33468	33597	1201	120	1321	0	43	43	1364	318391	34961	317565	77.8
<b>Sylhet Div.</b>	<b>414</b>	<b>5</b>	<b>419</b>	<b>#####</b>	<b>198</b>	<b>140605</b>	<b>141024</b>	<b>5190</b>	<b>251</b>	<b>5441</b>	<b>0</b>	<b>209</b>	<b>209</b>	<b>5650</b>	<b>1357306</b>	<b>146674</b>	<b>1354155</b>	<b>77.2</b>
<b>National</b>	<b>3707</b>	<b>39</b>	<b>3746</b>	<b>#####</b>	<b>1955</b>	<b>#####</b>	<b>2004594</b>	<b>81159</b>	<b>3052</b>	<b>84211</b>	<b>0</b>	<b>2805</b>	<b>2805</b>	<b>87016</b>	<b>18320684</b>	<b>2091610</b>	<b>21747002</b>	<b>78.4</b>

**Table -12: Number of New and Total Acceptors upto the end of May,21 and June,21**

Method	New Acceptors		% Change of June '21 over May,21	Total Acceptors		% Change of June '21 over May,21
	May '21	June '21		May '21	June '21	
Per.Method (Male)	863	938	8.7	741628	741602	0.0
Per.Method (Female)	4914	5007	1.9	2085106	2085059	0.0
Per.Method (Total)	5777	5945	2.9	2826734	2826661	0.0
IUD	6020	6285	4.4	736484	732706	-0.5
Implant	11336	15073	33.0	1399676	1397944	-0.1
Injectables	48955	49482	1.1	4226758	4222488	-0.1
Oral Pill	101258	100451	-0.8	10548546	10553096	0.0
Condom	37087	38031	2.5	2055167	2055586	0.0
<b>Total</b>	<b>210433</b>	<b>215267</b>	<b>2.3</b>	<b>21793365</b>	<b>21788481</b>	<b>0.0</b>

**Table -13: CAR(%) by Division upto the end of May 2021 and June 2021**

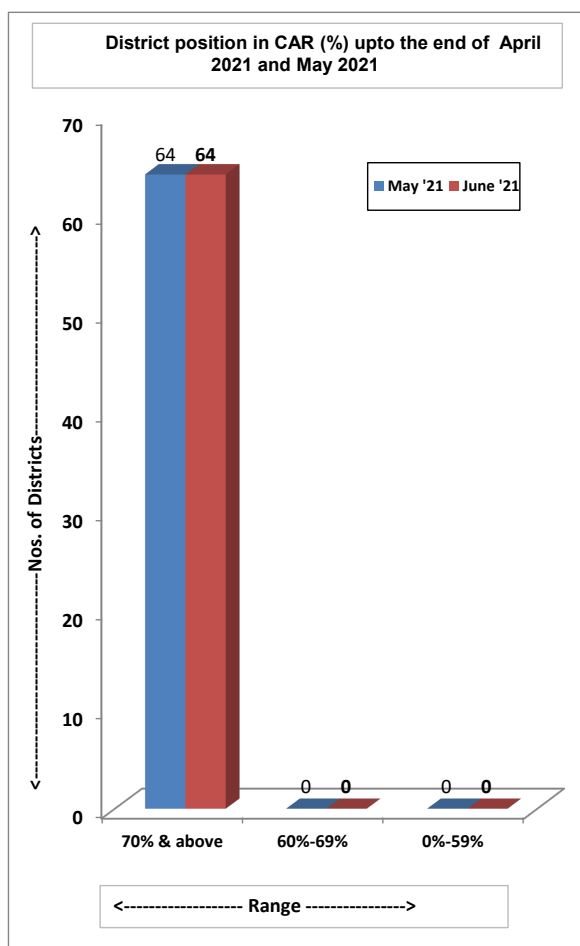
Division	May '21	June '21	% Change of May '21 over April,21
Rangpur	80.03	80.02	-0.01
Rajshahi	81.36	81.35	-0.01
Khulna	80.02	80.05	0.03
Barishal	79.19	79.17	-0.02
Dhaka	77.32	77.27	-0.05
Mymensingh	79.37	79.47	0.10
Chattogram	75.39	75.39	0.00
Sylhet	77.55	77.41	-0.14
<b>National</b>	<b>78.58</b>	<b>78.56</b>	<b>-0.02</b>



**Table -14: District by Range of CAR upto the end of June 2021**

Range	Sl.No.	District	CAR (%)
70% & above	1	Joipurhat	83.82
	2	Chuadanga	82.63
	3	Serajganj	82.48
	4	Natore	82.27
	5	Bogura	82.24
	6	Dinajpur	82.04
	7	Rangamati	81.73
	8	Rajshahi	81.55
	9	Nilphamari	81.4
	10	Panchgarh	81.16
	11	Bhola	81.15
	12	Bagerhat	81.14
	13	Gaibandha	81.05
	14	Bandarban	80.92
	15	Lalmonirhat	80.79
	16	Cox's Bazar	80.68
	17	Khulna	80.66
	18	Nawabganj	80.42
	19	Jashore	80.34
	20	Satkhira	80.25
	21	Jamalpur	80.03
	22	Patuakhali	79.94
	23	Naogaon	79.92
	24	Pirojpur	79.86
	25	Mymensingh	79.82
	26	Kishoreganj	79.74
	27	Gopalganj	79.65
	28	Kustia	79.42
	29	Thakurgaon	79.31
	30	Pabna	79.23
	31	Meherpur	79.1
	32	Faridpur	79.06
	33	Magura	79.05
	34	Netrokona	78.97
	35	Rajbari	78.72
	36	Barguna	78.63
	37	Madaripur	78.44
	38	Jhenaidaha	78.41
	39	Narail	78.17
	40	Sherpur	78.11
	41	Sunamganj	78.03
	42	Rangpur	78.02
	43	Jhalakati	77.75
	44	Manikganj	77.66
	45	Tangail	77.58
	46	Khagrachhari	77.54
	47	Sylhet	77.43
	48	Kurigram	77.15
	49	Barishal	77.14
	50	Moulavi Bazar	77.06
	51	Habiganj	77.03
	52	Chandpur	76.68
	53	Shariatpur	76.5
	54	Narshingdi	76.32
	55	Cumilla	76.23
	56	Gazipur	76.21
	57	Dhaka	76.09
	58	Noakhali	75.78
	59	Narayanganj	75.22
	60	Munshiganj	75.16
	61	Chattogram	74.52
	62	Feni	73.06
	63	Lakshmipur	72.84
	64	Brahmanbaria	69.92

Range	Nos of Districts CAR (%)
70% & above	64
60% - 69%	Nil
0%-59%	Nil



**Table -15 : List of Upazila achieved CAR above 70% upto the end of June 2021**

Sl. No.	Name of District	Name of Upazila	Total Couples	Total Acceptors	CAR (%)	Sl. No.	Name of District	Name of Upazila	Total Couples	Total Acceptors	CAR (%)
1	Joipurhat	Khetlal	26670	22469	84.2	77	Nilphamari	Dimla	63672	52031	81.7
2	Joipurhat	Panchbibi	55150	46452	84.2	78	Kishoreganj	Bhariab	60964	49815	81.7
3	Mymensingh	Mymensingh	145216	122299	84.2	79	Lalmonirhat	Hatibandha	52173	42614	81.7
4	Serajganj	Sirajganj Sadar	124340	104600	84.1	80	Rajshahi	Poba	77984	63667	81.6
5	Joipurhat	Akkelpur	31296	26278	84	81	Bogura	Sherpur	86056	70257	81.6
6	Bogura	Sariakandi	50212	42064	83.8	82	Pabna	Santhia	90448	73820	81.6
7	Rangamati	Langadu	15879	13293	83.7	83	Rajshahi	Bagha	43313	35294	81.5
8	Joipurhat	Joipurhat Sadar	66130	55314	83.6	84	Cox's Bazar	Teknaf	53243	43384	81.5
9	Bogura	Kahaloo	55796	46534	83.4	85	Jhenaidaha	Kotchandpur	32145	26191	81.5
10	Bogura	Dhunot	68564	57182	83.4	86	Rangamati	Jurachhari	4508	3673	81.5
11	Natore	Gurudashpur	53295	44386	83.3	87	Bagerhat	Sarankhola	20894	17022	81.5
12	Chuadanga	Jiban Nagar	38255	31843	83.2	88	Satkhira	Debhata	27391	22315	81.5
13	Chuadanga	Chuadanga Sadar	70914	59003	83.2	89	Kishoreganj	Nikli	27555	22444	81.5
14	Bagerhat	Bagerhat Sadar	55366	46055	83.2	90	Jashore	Bagherpara	48518	39488	81.4
15	Chuadanga	Alamdanga	81539	67816	83.2	91	Bogura	Adamdighi	45809	37280	81.4
16	Cox's Bazar	Chakarria	85883	71356	83.1	92	Serajganj	Tarash	47441	38608	81.4
17	Joipurhat	Kalai	35287	29305	83	93	Gaibandha	Palashbari	59331	48284	81.4
18	Serajganj	Ullahpara	124725	103422	82.9	94	Bandarban	Bandarban	17163	13965	81.4
19	Rajshahi	Bagmara	88654	73467	82.9	95	Gaibandha	Sadullahpur	72260	58754	81.3
20	Dinajpur	Hakimpur	21510	17825	82.9	96	Rajshahi	Durgapur	44982	36570	81.3
21	Khulna	Batiaghata	38971	32274	82.8	97	Kishoreganj	Kishoreganj	73949	60105	81.3
22	Rangamati	Kawkhali	10763	8913	82.8	98	Bandarban	Thanchi	4435	3603	81.2
23	Bagerhat	Kachua	20604	17057	82.8	99	Panchgarh	Debiganj	55940	45444	81.2
24	Dinajpur	Birganj	73916	61175	82.8	100	Nawabganj	Bholahat	25511	20723	81.2
25	Gaibandha	Sundarganj	115301	95357	82.7	101	Bagerhat	Morralganj	58391	47429	81.2
26	Rangamati	Naniarchar	9297	7686	82.7	102	Jashore	Keshobpur	59942	48684	81.2
27	Bogura	Sonatala	39770	32876	82.7	103	Dinajpur	Parbatipur	83713	67976	81.2
28	Dinajpur	Biról	55656	45995	82.6	104	Bogura	Bogra Sadar	95056	77153	81.2
29	Dinajpur	Chirir Bandar	66268	54730	82.6	105	Gaibandha	Gobindaganj	111686	90649	81.2
30	Bogura	Shibganj	91278	75353	82.6	106	Dinajpur	Khanshama	44530	36120	81.1
31	Nilphamari	Nilphamari Sadar	104679	86363	82.5	107	Nilphamari	Saidpur	55866	45297	81.1
32	Bogura	Shajahanpur	80988	66814	82.5	108	Chuadanga	Damurhuda	70061	56802	81.1
33	Serajganj	Kamarkhand	31105	25658	82.5	109	Bhola	Tajumuddin	26739	21673	81.1
34	Rangamati	Rangamati Sadar	20197	16651	82.4	110	Pirojpur	Pirojpur Sadar	28657	23223	81
35	Bagerhat	Fakirhat	30637	25257	82.4	111	Bhola	Charfashion	92355	74841	81
36	Bhola	Monpura	15405	12699	82.4	112	Jashore	Monirampur	97175	78746	81
37	Manikganj	Ghir	35968	29639	82.4	113	Patuakhali	Dashmina	28181	22835	81
38	Natore	Natore Sadar	106024	87367	82.4	114	Bhola	Daulatkhan	34958	28325	81
39	Rajshahi	Godagari	73482	60544	82.4	115	Panchgarh	Panchgarh	63753	51637	81
40	Dinajpur	Birampur	35783	29480	82.4	116	Serajganj	Kazipur	58229	47159	81
41	Serajganj	Shazadpur	115339	94993	82.4	117	Lalmonirhat	Patgram	48614	39371	81
42	Natore	Lalpur	68160	56130	82.4	118	Gaibandha	Fulchhari	37161	30082	81
43	Serajganj	Rayganj	70180	57783	82.3	119	Jashore	Jessore Sadar	152674	123540	80.9
44	Dinajpur	Dinajpur Sadar	102181	84119	82.3	120	Natore	Bagatipara	31307	25314	80.9
45	Naogaon	Manda	92533	76167	82.3	121	Rajshahi	Puthiya	50182	40553	80.8
46	Bandarban	Alikadam	10370	8534	82.3	122	Satkhira	Kaliganj	68004	54950	80.8
47	Khulna	Digholia	94466	77725	82.3	123	Pabna	Ishwardi	73754	59594	80.8
48	Bhola	Lalmohan	64380	52960	82.3	124	Pirojpur	Indurkani	16138	13038	80.8
49	Faridpur	Modhukhali	46905	38570	82.2	125	Gazipur	Gazipur Sadar	98085	79234	80.8
50	Dinajpur	Bochaganj	34595	28443	82.2	126	Jhenaidaha	Harinakunda	43951	35491	80.8
51	Bogura	Dupchanchia	44427	36526	82.2	127	Naogaon	Patnitola	55287	44643	80.7
52	Natore	Singra	87016	71462	82.1	128	Rangamati	Barkal	7510	6063	80.7
53	Nilphamari	Domar	58318	47869	82.1	129	Naogaon	Porsa	30840	24893	80.7
54	Panchgarh	Boda	58450	47975	82.1	130	Naogaon	Sapahar	40011	32287	80.7
55	Lalmonirhat	Aditmari	49360	40500	82.1	131	Kishoreganj	Tarail	31401	25333	80.7
56	Rajshahi	Tanore	46723	38317	82	132	Kustia	Bheramara	52100	42028	80.7
57	Bhola	Bhola Sadar	87624	71858	82	133	Khulna	Dacope	31847	25682	80.6
58	Natore	Baraigram	69765	57208	82	134	Kishoreganj	Austagram	30057	24238	80.6
59	Khulna	Dumuria	65642	53778	81.9	135	Bogura	Nandigram	43466	35050	80.6
60	Bogura	Gabtal	75008	61439	81.9	136	Nawabganj	Gomostapur	66258	53428	80.6
61	Satkhira	Asasuni	57618	47192	81.9	137	Pirojpur	Bhandaria	25095	20233	80.6
62	Dinajpur	Fulbari	37360	30599	81.9	138	Pirojpur	Nesarabad	41433	33405	80.6
63	Jamalpur	Jamalpur Sadar	135861	111268	81.9	139	Pabna	Chatmohor	75041	60492	80.6
64	Naogaon	Niamatpur	58923	48236	81.9	140	Naogaon	Naogaon Sadar	63027	50807	80.6
65	Nawabganj	Nachol	34614	28333	81.9	141	Rangpur	Gangachara	69318	55868	80.6
66	Rajshahi	Boalia (Sadar)	102225	83645	81.8	142	Manikganj	Shibalaya	35427	28549	80.6
67	Rangamati	Rajsthal	4693	3840	81.8	143	Rangamati	Baghaichhari	12824	10333	80.6
68	Rangamati	Belaichhari	4889	4000	81.8	144	Thakurgaon	Ranisankail	50300	40527	80.6
69	Cox's Bazar	Ramu	46662	38174	81.8	145	Patuakhali	Golachipa	82547	66495	80.6
70	Bagerhat	Mongla	27579	22560	81.8	146	Gopalganj	Muksudpur	56388	45422	80.6
71	Manikganj	Saturia	39093	31977	81.8	147	Netrokona	Netrokona	70637	56895	80.5
72	Serajganj	Belkuchi	71908	58804	81.8	148	Gopalganj	Gopalganj	57789	46534	80.5
73	Dinajpur	Kaharole	35952	29400	81.8	149	Kishoreganj	Katiadi	61952	49886	80.5
74	Bandarban	Naikhongchhari	12003	9813	81.8	150	Chattogram	Banskhali	81394	65540	80.5
75	Cox's Bazar	Moheshkhali	59803	48877	81.7	151	Tangail	Modhupur	113812	91642	80.5
76	Dinajpur	Nawabganj	51491	42079	81.7	152	Bandarban	Ruma	5000	4023	80.5
153	Faridpur	Faridpur Sadar	97452	78388	80.4	231	Kurigram	Rajarhat	47931	38012	79.3
154	Panchgarh	Tentulia	29755	23934	80.4	232	Pabna	Bhangoora	29852	23665	79.3
155	Meherpur	Mujibnagar	22726	18276	80.4	233	Rangpur	Taraganj	36279	28759	79.3
156	Serajganj	Chouhali	22581	18158	80.4	234	Mymensingh	Fulbaria	88078	69819	79.3
157	Faridpur	Nagarkanda	38875	31245	80.4	235	Sunamganj	Dharmapasa	45188	35815	79.3
158	Magura	Magura Sadar	80484	64666	80.3	236	Cox's Bazar	Coxs Bazar	84344	66827	79.2



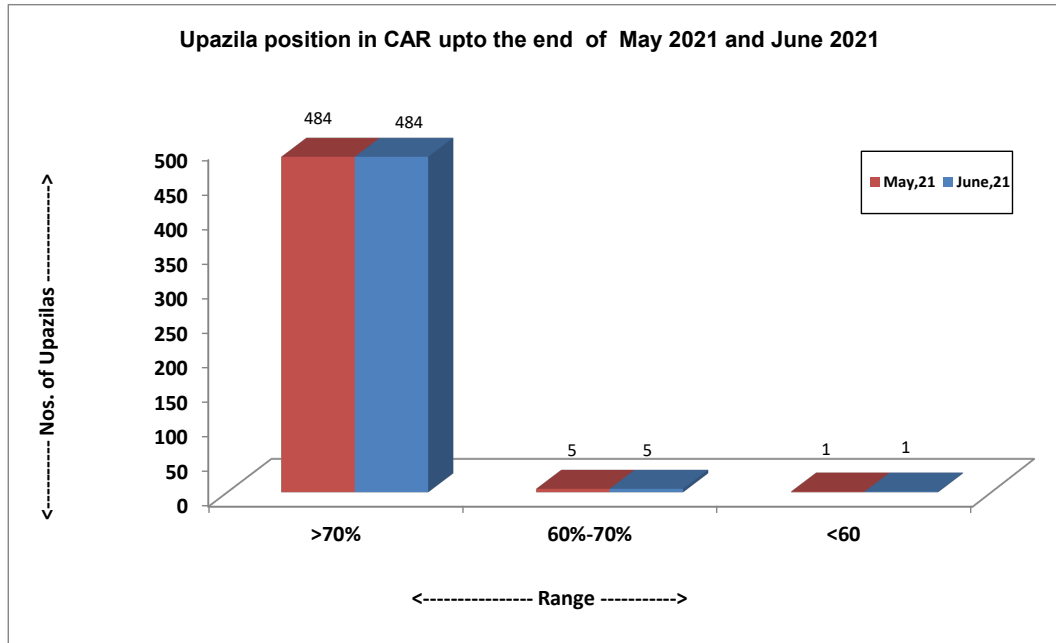
Sl. No.	Name of District	Name of Upazila	Total Couples	Total Acceptors	CAR (%)	Sl. No.	Name of District	Name of Upazila	Total Couples	Total Acceptors	CAR (%)
159	Cumilla	Chouddagram	88388	71001	80.3	237	Rajbari	Pangsha	57818	45810	79.2
160	Nawabganj	Shibganj	133610	107311	80.3	238	Kustia	Kumarkhali	73820	58482	79.2
161	Jashore	Abhaynagar	56073	45033	80.3	239	Habiganj	Lakhai	29638	23475	79.2
162	Panchgarh	Atowari	29523	23710	80.3	240	Pabna	Atghoria	36197	28669	79.2
163	Kustia	Rhoksa	30779	24709	80.3	241	Pirojpur	Kawkhali	12533	9923	79.2
164	Nilphamari	Jaldhaka	78509	63020	80.3	242	Rajshahi	Mohanpur	44410	35155	79.2
165	Gaibandha	Gaibandha Sadar	103628	83157	80.2	243	Kishoreganj	Karimganj	56019	44344	79.2
166	Cox's Bazar	Pekua	33581	26947	80.2	244	Patuakhali	Kalapara	53521	42366	79.2
167	Khagrachhari	Lakshmichhari	5694	4569	80.2	245	Cumilla	Brahmanpara	42409	33566	79.1
168	Barguna	Patharghata	34622	27776	80.2	246	Barguna	Amtali	66476	52609	79.1
169	Meherpur	Meherpur Sadar	62410	50069	80.2	247	Jhenaidaha	Moheshpur	72742	57563	79.1
170	Rangpur	Pirgachha	75750	60765	80.2	248	Netrokona	Kalmakanda	51904	41073	79.1
171	Dinajpur	Ghoraghat	25678	20598	80.2	249	Mymensingh	Bhaluka	91117	72082	79.1
172	Jamalpur	Dewanganj	60071	48155	80.2	250	Mymensingh	Haluaghat	67757	53596	79.1
173	Mymensingh	Gouripur	63861	51189	80.2	251	Narail	Kalia	45313	35832	79.1
174	Lalmonirhat	Lalmonirhat Sadar	78508	62928	80.2	252	Habiganj	Azmiriganj	20937	16553	79.1
175	Nilphamari	Kishoreganj	54620	43777	80.1	253	Satkhira	Kolaroa	52615	41597	79.1
176	Kurigram	Chilmari	31730	25427	80.1	254	Barishal	Uzirpur	48221	38120	79.1
177	Jashore	Sarsa	80389	64416	80.1	255	Sylhet	Sylhet Sadar	164185	129739	79
178	Habiganj	Baniachhong	58933	47211	80.1	256	Kishoreganj	Itna	33134	26173	79
179	Jamalpur	Sharishabari	67402	53992	80.1	257	Kishoreganj	Mithamoin	24435	19300	79
180	Madaripur	Shibchar	58882	47138	80.1	258	Netrokona	Kendua	59596	47064	79
181	Netrokona	Barhatta	34759	27819	80	259	Naogaon	Badalgachhi	49173	38831	79
182	Jhalakati	Rajapur	24302	19444	80	260	Kishoreganj	Bazitpur	46067	36374	79
183	Khulna	Paikgachha	59003	47208	80	261	Rajbari	Rajbari Sadar	72694	57388	78.9
184	Rajshahi	Charghat	49516	39613	80	262	Jashore	Jhikarghachha	70728	55824	78.9
185	Kurigram	Fulbari	42226	33777	80	263	Shariatpur	Janjira	33381	26336	78.9
186	Sherpur	Sribordi	57868	46273	80	264	Jhalakati	Kathalia	21464	16926	78.9
187	Madaripur	Madaripur Sadar	72350	57851	80	265	Kurigram	Char Kajibpur	23937	18871	78.8
188	Bandarban	Lama	19526	15612	80	266	Bagerhat	Mollahat	27553	21711	78.8
189	Barguna	Bmna	14664	11724	80	267	Kustia	Mirpur	78911	62172	78.8
190	Sunamganj	Chhata	55875	44669	79.9	268	Bagerhat	Rampal	34631	27282	78.8
191	Satkhira	Shyamnagar	75477	60336	79.9	269	Bandarban	Rowangchhari	5522	4348	78.7
192	Jamalpur	Melandaha	63433	50708	79.9	270	Sylhet	Jakiganj	37322	29387	78.7
193	Patuakhali	Dumki	13453	10752	79.9	271	Kustia	Kushitia Sadar	115860	91221	78.7
194	Pirojpur	Nazirpur	33107	26458	79.9	272	Rajbari	Goalunda Ghat	26093	20542	78.7
195	Kustia	Daulatpur	111057	88724	79.9	273	Bagerhat	Chitalmari	28714	22602	78.7
196	Cumilla	Debidwar	93442	74634	79.9	274	Rangpur	Rangpur Sadar	138770	109199	78.7
197	Nawabganj	Chapai	120853	96488	79.8	275	Barishal	Gournadi	37461	29468	78.7
198	Mymensingh	Trisal	93263	74459	79.8	276	Tangail	Bhuapur	44182	34736	78.6
199	Satkhira	Iala	63843	50949	79.8	277	Netrokona	Modan	27715	21789	78.6
200	Khagrachhari	Matiranga	25643	20464	79.8	278	Gazipur	Sreepur	103480	81338	78.6
201	Mymensingh	Ishwarganj	82924	66169	79.8	279	Sylhet	Gowainghat	55003	43219	78.6
202	Patuakhali	Patuakhali Sadar	71896	57352	79.8	280	Netrokona	Durgapur	46775	36751	78.6
203	Narail	Lohagara	48232	38455	79.7	281	Noakhali	Chatkhil	45284	35574	78.6
204	Satkhira	Satkhira Sadar	95369	76032	79.7	282	Sunamganj	Sulla	20219	15868	78.5
205	Gopalganj	Kasiani	44416	35399	79.7	283	Kishoreganj	Kuliarchar	36188	28394	78.5
206	Khulna	Koyra	41582	33140	79.7	284	Tangail	Tangail Sadar	121472	95304	78.5
207	Patuakhali	Bauphal	67744	53977	79.7	285	Mymensingh	Phulpur	126023	98873	78.5
208	Khulna	Fultala	28242	22496	79.7	286	Sunamganj	Bishwamvarpur	28267	22171	78.4
209	Mymensingh	Mukttagacha	90310	71935	79.7	287	Sunamganj	Sadar (South)	29300	22976	78.4
210	Khulna	Rupsha	38862	30948	79.6	288	Jamalpur	Madarganj	54391	42640	78.4
211	Jamalpur	Bakshiganj	42355	33702	79.6	289	Chandpur	Chandpur Sadar	74770	58602	78.4
212	Thakurgaon	Haripur	31783	25287	79.6	290	Manikganj	Daulatpur	35461	27784	78.4
213	Naogaon	Mohadebpur	69890	55598	79.6	291	Thakurgaon	Baliadangi	43069	33744	78.3
214	Faridpur	Saltha	35139	27952	79.5	292	Gaibandha	Shaghata	57000	44639	78.3
215	Thakurgaon	Thakurgaon Sadar	131473	104577	79.5	293	Bhola	Borhanuddin	51756	40512	78.3
216	Khagrachhari	Manikchhari	11927	9486	79.5	294	Naogaon	Atrai	47074	36843	78.3
217	Khulna	Khulna Sadar	75659	60174	79.5	295	Faridpur	Alphadanga	21354	16708	78.2
218	Tangail	Gopalpur	58139	46236	79.5	296	Netrokona	Mohonganj	31843	24909	78.2
219	Sherpur	Nalitabari	58393	46434	79.5	297	Sunamganj	Tahirpur	37694	29482	78.2
220	Lalmonirhat	Kaliganj	53700	42700	79.5	298	Kishoreganj	Hossainpur	39216	30670	78.2
221	Patuakhali	Mirzaganj	24602	19559	79.5	299	Chandpur	Faridganj	84442	66038	78.2
222	Pabna	Bera	58747	46688	79.5	300	Faridpur	Bhanga	56396	44070	78.1
223	Sunamganj	Jogonnathpur	34834	27683	79.5	301	Faridpur	Char	13153	10277	78.1
224	Habiganj	Habiganj Sadar	64507	51260	79.5	302	Barishal	Bakerganj	65031	50808	78.1
225	Netrokona	Atpara	26299	20898	79.5	303	Sylhet	Golapganj	48954	38246	78.1
226	Rangpur	Pirganj	78958	62712	79.4	304	Faridpur	Sadarpur	34854	27228	78.1
227	Mymensingh	Dhubaura	41517	32968	79.4	305	Mymensingh	Gafargaon	88377	69037	78.1
228	Magura	Shalikka	32236	25593	79.4	306	Gopalganj	Kotalipara	44426	34697	78.1
229	Rajbari	Kalukhali	33862	26869	79.3	307	Thakurgaon	Pirganj	49522	38677	78.1
230	Sherpur	Jhenaidaha Sadar	37986	30136	79.3	308	Mymensingh	Nandail	84420	65921	78.1
309	Khagrachhari	Panchhari	11991	9362	78.1	387	Jhalakati	Jhalakati Sadar	35577	27171	76.4
310	Magura	Sripur	29319	23189	78	388	Moulavi Bazar	Komolganj	47531	36297	76.4
311	Jhenaidaha	Jhenaidaha Sadar	100378	78288	78	389	Noakhali	Kabirhat	37729	28799	76.3
312	Kurigram	Kurigram Sadar	73039	56956	78	390	Kishoreganj	Pakundia	48840	37277	76.3
313	Dhaka	Savar	150661	117473	78	391	Jhenaidaha	Sailkupa	81933	62532	76.3
314	Pirojpur	Mathbaria	49482	38577	78	392	Narail	Narail Sadar	61647	47026	76.3
315	Naogaon	Rani Nagar	43019	33515	77.9	393	Tangail	Basail	39424	30064	76.3
316	Shariatpur	Goshairhat	30633	23863	77.9	394	Feni	Feni Sadar	94014	71652	76.2
317	Gopalganj	Tungipara	19535	15211	77.9	395	Sunamganj	Jamalganj	30302	23065	76.1
318	Meherpur	Gagni	77613	60383	77.8	396	Munshiganj	Gazaria	31762	24158	76.1
319	Jhenaidaha	Kaliganj	63782	49617	77.8	397	Shariatpur	Naria	41579	31621	76.1
320	Narsingdi	Narsingdi Sadar	125425	97523	77.8	398	Cumilla	Monoharganj	51204	38931	76

Sl. No.	Name of District	Name of Upazila	Total Couples	Total Acceptors	CAR (%)	Sl. No.	Name of District	Name of Upazila	Total Couples	Total Acceptors	CAR (%)
321	Jamalpur	Islampur	68141	52982	77.8	399	Sherpur	Nakla	44863	34098	76
322	Jashore	Chowgachha	53085	41265	77.7	400	Cumilla	Laksham	58075	44139	76
323	Madaripur	Kalkini	55732	43321	77.7	401	Feni	Parshuram	20509	15586	76
324	Dhaka	Keraniganj	144491	112222	77.7	402	Brahmanbaria	Ashuganj	29113	22123	76
325	Rangamati	Kaptai	10508	8155	77.6	403	Chattogram	Doublemooring	45281	34393	76
326	Barishal	Babuganj	26652	20668	77.5	404	Narayanganj	Narayanganj	199505	151473	75.9
327	Netrokona	Khaliajhuri	17376	13471	77.5	405	Chattogram	Hathazari	74005	56138	75.9
328	Tangail	Kalihati	90930	70462	77.5	406	Sylhet	South Shurma	56103	42533	75.8
329	Barguna	Barguna Sadar	59598	46170	77.5	407	Sunamganj	Dherai	41046	31103	75.8
330	Sylhet	Kanaighat	48628	37659	77.4	408	Chattogram	Rawzan	65171	49382	75.8
331	Dhaka	Iejgaon	149901	116073	77.4	409	Cumilla	Muradnagar	104539	79075	75.6
332	Moulavi Bazar	Kulaura	62316	48255	77.4	410	Narshingdi	Palash	42445	32101	75.6
333	Cox's Bazar	Kutubdia	24426	18912	77.4	411	Habiganj	Bahubal	36155	27316	75.6
334	Moulavi Bazar	Barlekha	44195	34218	77.4	412	Dhaka	Dhamrai	90582	68414	75.5
335	Pabna	Pabna Sadar	137621	106545	77.4	413	Barishal	Barisal Sadar	84261	63627	75.5
336	Gazipur	Tongi	37090	28708	77.4	414	Kurigram	Roumari	45402	34280	75.5
337	Pabna	Fariapur	28323	21911	77.4	415	Noakhali	Sonaimuri	66653	50315	75.5
338	Moulavi Bazar	Rajnagar	41851	32363	77.3	416	Sylhet	Biani Bazar	34314	25899	75.5
339	Khulna	Ierokhada	26469	20467	77.3	417	Cumilla	Comilla Sadar	84435	63720	75.5
340	Netrokona	Purbadhala	56602	43765	77.3	418	Chandpur	Matlab (South)	43729	32997	75.5
341	Barishal	Agailjhara	28727	22208	77.3	419	Tangail	Shakhipur	69033	52082	75.4
342	Magura	Mohammadpur	43390	33541	77.3	420	Chandpur	Sharasti	49285	37182	75.4
343	Tangail	Ghatail	102961	79578	77.3	421	Rangpur	Mithapukur	98291	74128	75.4
344	Khagrachhari	Dighinala	17126	13236	77.3	422	Sylhet	Biswanath	31417	23677	75.4
345	Cox's Bazar	Ukhiya	43180	33364	77.3	423	Chandpur	Haimchar	18433	13890	75.4
346	Habiganj	Nabiganj	59946	46312	77.3	424	Barishal	Hizla	25626	19307	75.3
347	Rajbari	Ballakandi	45760	35340	77.2	425	Narayanganj	Rugganj	97309	73286	75.3
348	Shariatpur	Damodda	23533	18171	77.2	426	Dhaka	Mirpur	85753	64532	75.3
349	Sylhet	Jaintapur	30993	23918	77.2	427	Noakhali	Subarna Char	54365	40911	75.3
350	Cumilla	Adarsho Sadar	113604	87658	77.2	428	Shariatpur	Palong (Sadar)	42619	32067	75.2
351	Cumilla	Titash	38146	29428	77.1	429	Noakhali	Sudharam	91372	68707	75.2
352	Manikganj	Manikganj Sadar	66188	51058	77.1	430	Tangail	Nagarpur	67002	50330	75.1
353	Narayanganj	Bandar	67738	52233	77.1	431	Gazipur	Kaliganj	56137	42152	75.1
354	Sunamganj	Sunamganj Sadar	43903	33851	77.1	432	Noakhali	Begumganj	113926	85534	75.1
355	Chandpur	Hajiganj	64352	49616	77.1	433	Narshingdi	Monohordi	58207	43698	75.1
356	Moulavi Bazar	Moulavi Bazar	55404	42701	77.1	434	Sylhet	Companiganj	28655	21512	75.1
357	Narshingdi	Belaboo	42012	32375	77.1	435	Cumilla	Meghna	23001	17266	75.1
358	Gazipur	Kaliakair	61049	47040	77.1	436	Khagrachhari	Mahaichhari	9717	7291	75
359	Chattogram	Boalkhali	47242	36399	77	437	Madaripur	Rajoir	48383	36301	75
360	Barishal	Banaripara	29578	22784	77	438	Shariatpur	Bhedarganj	45116	33846	75
361	Moulavi Bazar	Juri	25972	20001	77	439	Lakshmipur	Kamalnagar	34247	25671	75
362	Khagrachhari	Khagrachhari	19818	15260	77	440	Chattogram	Sitakunda	79366	59483	74.9
363	Barguna	Betagi	23515	18105	77	441	Tangail	Delduar	47994	35974	74.9
364	Sherpur	Sherpur Sadar	124824	96093	77	442	Feni	Sonagazi	55365	41462	74.9
365	Pabna	Sujanagar	63299	48692	76.9	443	Cumilla	Chandina	78504	58739	74.8
366	Lakshmipur	Ramgati	35631	27401	76.9	444	Kurigram	Ulipur	106413	79529	74.7
367	Jhalakati	Naichhiti	34485	26517	76.9	445	Faizpur	Boalmari	54500	40698	74.7
368	Tangail	Mirzapur	95920	73735	76.9	446	Naogaon	Dhamoirhat	44801	33395	74.5
369	Chattogram	Panchlaish	32534	25008	76.9	447	Chattogram	Anwara	48334	36010	74.5
370	Moulavi Bazar	Sreemongal	64884	49831	76.8	448	Chattogram	Rangunia	75916	56469	74.4
371	Kurigram	Bhurungamari	66772	51272	76.8	449	Munshiganj	Lohajong	31376	23331	74.4
372	Barishal	Mehendiganj	50974	39116	76.7	450	Narayanganj	Sonargaon	89646	66640	74.3
373	Noakhali	Hatiya	77295	59274	76.7	451	Chandpur	Motlab (North)	58560	43501	74.3
374	Munshiganj	Tongibari	39076	29963	76.7	452	Munshiganj	Munshiganj	82702	61423	74.3
375	Sylhet	Balaganj	50130	38438	76.7	453	Feni	Fulgazi	24891	18485	74.3
376	Chandpur	Kachua	83510	63990	76.6	454	Manikganj	Harirampur	32464	24096	74.2
377	Noakhali	Senbag	55413	42456	76.6	455	Brahmanbaria	Kashba	66169	49102	74.2
378	Sunamganj	Dowara Bazar	41390	31708	76.6	456	Noakhali	Companiganj	51144	37926	74.2
379	Narshingdi	Raipura	113916	87234	76.6	457	Rangpur	Badarganj	66936	49625	74.1
380	Munshiganj	Serajdikhan	59591	45618	76.6	458	Narshingdi	Shibpur	59283	43867	74
381	Cumilla	Barura	90737	69436	76.5	459	Cumilla	Nangolkot	78219	57870	74
382	Kurigram	Nageswari	103412	79134	76.5	460	Cumilla	Homna	41361	30597	74
383	Lakshmipur	Ramganj	61487	47024	76.5	461	Munshiganj	Srinagar	59195	43784	74
384	Habiganj	Chunarughat	62783	48010	76.5	462	Chattogram	Sandwip	60185	44501	73.9
385	Barishal	Muladi	31347	23961	76.4	463	Brahmanbaria	Bijoy Nagar	52479	38720	73.8
386	Rangpur	Kaunia	47850	36546	76.4	464	Chattogram	Karnaphuli	27725	20431	73.7
465	Sylhet	Fenchuganj	18937	13934	73.6	476	Khagrachhari	Ramgarh	13029	9461	72.6
466	Brahmanbaria	Akhaura	31209	22938	73.5	477	Chattogram	Fatichhari	108801	78816	72.4
467	Brahmanbaria	Brahmanbaria	80369	59044	73.5	478	Brahmanbaria	Sarail	57356	41313	72
468	Cumilla	Burichong	69047	50521	73.2	479	Brahmanbaria	Nasirnagar	57565	41382	71.9
469	Lakshmipur	Raipur	59700	43678	73.2	480	Chattogram	Lohagora	51084	36675	71.8
470	Cumilla	Daudkandi	74675	54598	73.1	481	Chattogram	Chandanaish	45607	32681	71.7
471	Narayanganj	Araihazar	85526	62370	72.9	482	Dhaka	Nawabganj	71653	51340	71.7
472	Chattogram	Satkania	71800	52351	72.9	483	Habiganj	Madhabpur	65743	46953	71.4
473	Manikganj	Singair	64443	46899	72.8	484	Dhaka	Dohar	48357	34073	70.5
474	Chattogram	Patiya	69627	50652	72.7	485	Brahmanbaria	Nabinagar	99378	69856	70.3
475	Chattogram	Mirsharai	85632	62210	72.6	486	Feni	Dagonbhuiyan	54545	38266	70.2

Sl. No.	Name of District	Name of Upazila	Total Couples	Total Acceptors	CAR (%)	Sl. No.	Name of District	Name of Upazila	Total Couples	Total Acceptors	CAR (%)
---------	------------------	-----------------	---------------	-----------------	---------	---------	------------------	-----------------	---------------	-----------------	---------

**Table-16: List of Upazila achieved CAR 50-70% up to the end of June 2021**

Sl. No.	Name of District	Name of Upazila	Total Couples	Total Acceptors	CAR (%)
1	Lakshmipur	Lakshmipur Sadar	139512	97014	69.5
2	Gazipur	Kapasia	72425	47923	66.2
3	Feni	Chhagalnaiya	35589	22720	63.8
4	Brahmanbaria	Bancharampur	64669	31922	49.4



**Table -17: Method wise Dropout and Switch Over by Division upto the end of June 2021**

Division	Number of Acceptors dropped out and Switch Over									
	Oral Pill		Condom		Injectable		IUD		Implant	
	No Method	Switch Over	No Method	Switch Over	No Method	Switch Over	No Method	Switch Over	No Method	Switch Over
Rangpur	6287	4784	1535	1107	3035	2822	375	254	802	823
Rajshahi	7901	5503	3344	2683	3420	2706	431	241	934	867
Khulna	5616	3749	2517	1547	2908	1944	296	144	611	525
Barisal	3693	2548	1158	580	2336	2556	585	142	617	357
Dhaka	9893	6289	4111	2625	4684	3048	826	434	1397	995
Mymensingh	5015	2819	1177	663	1990	1374	222	122	638	575
Chattogram	9092	4807	3926	1612	5055	2702	1101	574	1845	1031
Sylhet	5053	2122	2074	752	2880	967	313	132	708	329
<b>National</b>	<b>52550</b>	<b>32621</b>	<b>19842</b>	<b>11569</b>	<b>26308</b>	<b>18119</b>	<b>4149</b>	<b>2043</b>	<b>7552</b>	<b>5502</b>

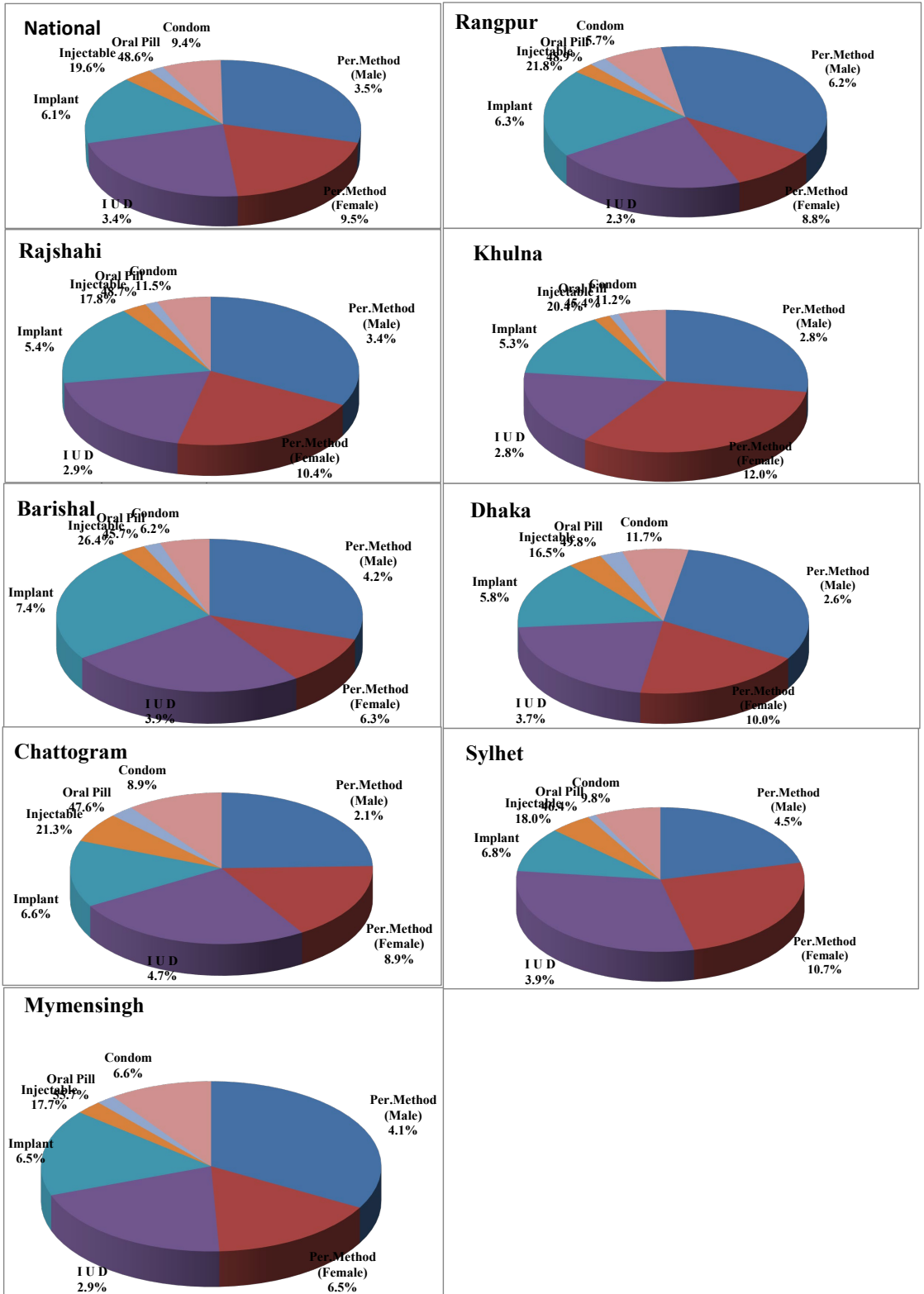
**Table -18: Contraceptive Acceptors and Acceptance Rate by Division upto the end of May 2021 and June 2021**

Division	Month	Total Eligible Couple	Total Number of Acceptors							CAR (%)
			Permanent Method	IUD	Implant	Injectable	Oral Pill	Condom	Total	
Rangpur	May-21	3652720	438010	68608	187356	628679	1433222	167432	2923307	80.03
	Jun-21	3619601	435899	65993	185327	621821	1422210	165053	2896303	80.02
Rajshahi	May-21	4259794	478791	97532	190454	617584	1674460	407142	3465963	81.36
	Jun-21	4262555	479078	97528	190217	618110	1675240	407624	3467797	81.35
Khulna	May-21	3492656	413920	80241	156662	559928	1269931	314231	2794913	80.02
	Jun-21	3493878	414673	79598	156089	559042	1274876	312598	2796876	80.05
Barisal	May-21	1663090	137731	50184	103543	343274	599690	82630	1317052	79.19
	Jun-21	1664187	137607	50101	103587	343561	600022	82692	1317570	79.17
Dhaka	May-21	5476591	536273	155405	259514	701984	2086996	494200	4234372	77.32
	Jun-21	5493685	537482	155737	260005	703345	2093232	495102	4244903	77.27
Mymensingh	May-21	2299977	192923	51593	123452	325444	1013435	118652	1825499	79.37
	Jun-21	2301957	192974	51501	123605	326176	1013701	121305	1829262	79.47
Chattogram	May-21	5141551	424254	181518	277512	801293	1849604	341955	3876136	75.39
	Jun-21	5144703	424157	181511	278012	801380	1851082	342322	3878464	75.39
Sylhet	May-21	1748774	204832	51403	101183	248572	621208	128925	1356123	77.55
	Jun-21	1753454	204791	50737	101102	249053	622733	128890	1357306	77.41
<b>National</b>	<b>May-21</b>	<b>27735153</b>	<b>2826734</b>	<b>736484</b>	<b>1399676</b>	<b>4226758</b>	<b>10548546</b>	<b>2055167</b>	<b>21793365</b>	<b>78.58</b>
	<b>Jun-21</b>	<b>27734020</b>	<b>2826661</b>	<b>732706</b>	<b>1397944</b>	<b>4222488</b>	<b>10553096</b>	<b>2055586</b>	<b>21788481</b>	<b>78.56</b>

**Table -19: Status of Contraceptive Method-Mix based on CAR at the end of the Month of June 2021**

Method	Rangpur	Rajshahi	Khulna	Barishal	Dhaka	Mymensingh	Chattogram	Sylhet	National
Permanent Method	15.05	13.82	14.83	10.44	12.66	10.55	10.94	15.09	12.97
I U D	2.28	2.81	2.85	3.80	3.67	2.82	4.68	3.74	3.36
Implant	6.40	5.49	5.58	7.86	6.13	6.76	7.17	7.45	6.42
Injectables	21.47	17.82	19.99	26.08	16.57	17.83	20.66	18.35	19.38
Oral Pill	49.10	48.31	45.58	45.54	49.31	55.42	47.73	45.88	48.43
Condom	5.70	11.75	11.18	6.28	11.66	6.63	8.83	9.50	9.43
<b>Total</b>	<b>100.0</b>	<b>100.0</b>	<b>100.0</b>	<b>100.0</b>	<b>100.0</b>	<b>100.0</b>	<b>100.0</b>	<b>100.0</b>	<b>100.0</b>

## Method-Mix for the month of June 2021



**Table -20: Performance by type of MCH services for the month of May 2021 and June 2021**

(in Number)

Services	Performance		% Change of June '21 over May,21	
	May '21	June '21		
Number of Pregnant Women	875442	890019	1.67	
No. of High Risk Pregnant Mother Referred	5045	5390	6.84	
Treatment, Advised & Referred Infertile Couple	108863	112108	2.98	
Treatment of RTI/STI (MCHTI, MFSTC, FWVTI-Raj & MCWCs)	5471	5792	5.87	
<b>Antenatal Care</b>	1 <sup>st</sup> visit (within 4 Month)	138189	173924	25.86
	2 <sup>nd</sup> visit (within 6 Month)	109336	118799	8.65
	3 <sup>rd</sup> visit (within 8 Month)	86809	91845	5.80
	4 <sup>th</sup> visit (in 9 <sup>th</sup> month) (including MCHTI, MFSTC & FWVTI-Raj)	72757	75517	3.79
<b>Delivery</b> conducted in MCHTI, MFSTC, FWVTI-Rajshahi, MCWC, UHC, UH&FWC & NGO Clinics	Normal	41705	40992	-1.71
	C-Section	37521	36879	-1.71
	<b>Total Delivery</b>	79226	77871	-1.71
<b>Postnatal Care</b> (including MCHTI, MFSTC, FWVTI-Raj, MCWC, UHC, UH&FWC)	PNC-1 (within 24 Hour)	34730	35286	1.60
	PNC-2 (within 2- 3 day)	32375	32754	1.17
	PNC-3 (within 7 -14 day)	38025	34963	-8.05
	PNC-4 (within 42-48 day)	41884	43683	4.30
<b>TT for Women (15 - 49 Yrs.)</b>	1 <sup>st</sup> dose	108863	112108	2.98
	2 <sup>nd</sup> dose	106844	105029	-1.70
	3 <sup>rd</sup> dose	109907	108224	-1.53
	4 <sup>th</sup> dose	109693	99130	-9.63
	5 <sup>th</sup> dose	96233	98432	2.29
<b>Immunization</b>	BCG (Vaccine)	131852	139626	5.90
	PCV 1	143628	145804	1.52
	PCV 2	150293	147608	-1.79
	PCV 3	207735	144668	-30.36
	MR Vaccine 1st Dose	135199	132906	-1.70
	MR Vaccine 2nd Dose	118009	122352	3.68
Number of ECP acceptors	8219	8731	6.23	
Number of MR done ( Both Govt. & NGOs )	1452	1627	12.05	
<b>Total Live Births</b>	101292	99217	-2.05	
Still Births (Including MCHTI, MFSTC & FWVTI-Raj )	163	185	13.50	
<b>Death</b>	Neonatal Deaths (0 - 28 day)	205	214	4.39
	Infant Death (29 days -<1 Yr.)	75	84	12.00
	Child Death (1 - <5Yrs.)	6	11	83.33
	Maternal Deaths	43	49	13.95
	Other Death	23749	25757	8.46
	<b>Total Death</b>	24084	26115	8.43
No. of Health Education in UH&FWC	2253	4763	111.41	

**Table -21: Performance by type of Nutrition services for the month of May 2021 and June 2021**

Services		Performance		% Change of June '21 over May,21
		May '21	June '21	
Nutrition Services for Pregnant Women, 0-59 months aged child and Mother	Counseling on IYCF, IFA, Vitamin-A and Hand washinh	633247	708970	10.68
	Received IFA & Calcium Tablet (0-23 months child mother)	178675	153076	-16.72
	Exclusive Breast feeding up to 6 months	188874	196606	3.93
	No. of children (6-23Month) feeding complementary foods	183958	183615	-0.19
	Feeding Tablet Vitamin A (6-59months Child)	8463	117022	92.77
	Received Tablet anti-helminthics (24-59months Child)	40848	44324	7.84
	Feeding Zink pill with ORS suffering form diarrhoea	3583	4145	13.56
	Identifying Suffering from MAM	6829	11737	41.82
	Suffering from SAM & Referred	1543	2702	42.89
	Identifying Child Stunting	2506	4286	41.53
	Identifying Child Wasting	2467	3612	31.70
	Identifying Child Under weight	3251	3650	10.93

**Annex - A: Summary of the Couples and Acceptors by Month Since June**

Indicators		January.'21	February.'21	March.'21	April.'21	May.'21	June.'21
Number of Total Couples		27659104	27646705	27688431	27684841	27686135	27734020
Number of Total Acceptors		21720881	21711813	21747002	21751952	21750036	21788481
CAR (Contraceptive Acceptance Rate)		78.53	78.53	78.54	78.57	78.56	78.56
Method Specific Acceptors(Cumilative) by Month Since June 2021							
Indicators		January.'21	February.'21	March.'21	April.'21	May.'21	June.'21
Permanent Method (Male)Total		744795	742691	740970	742960	741628	741602
Permanent Method (Female) Total		2073381	2079214	2080630	2078559	2085106	2085059
Permanent Method (Total)		2818176	2821905	2821600	2821519	2826734	2826661
IUD (Users)Total		735381	735168	736331	735750	736484	732706
Implant (Users) Total		1383031	1390094	1399906	1398327	1399676	1397944
Injectable (Acceptors) Total		4209148	4216048	4215792	4214654	4226758	4222488
Oral Pill (Acceptors) Total		10516021	10531331	10527422	10528426	10548546	10553096
Condom (Acceptors) Total		2050056	2052456	2050901	2051360	2055167	2055586
Reporting Status	Number of Districts reported	64	64	64	64	64	64
	Number of Upazilas reported	490	490	490	489	490	489
Method Specific Absolute Performance by Month Since June 2021							
Indicators		January.'21	February.'21	March.'21	April.'21	May.'21	June.'21
Permanent Method (Male, Cases)		2017	1817	2366	1087	1275	1846
Permanent Method (Female, Cases)		5931	6112	7618	4571	5096	5513
Permanent Method (Total, Cases)		7948	7929	9984	5658	6371	7359
I U D (in cases)		10745	10855	17299	9153	10130	11191
Implant (Cases)		27501	29604	44752	10681	12771	20661
Injectables (Doses)		813606	781847	813214	778600	943560	807946
Oral Pill (Cycles)		5493285	5519179	5568173	5276059	5163548	5123768
Condom (Pieces)		8080167	7964564	8281522	7457265	7590077	7923650
Performance by types of MCH services by month since June 2021							
Services		January.'21	February.'21	March.'21	April.'21	May.'21	June.'21
Number of Pregnant Women		889712	883698	872845	875442	875442	890019
No. of High Risk Pregnant Mother Referred		5145	5285	4634	5045	5045	5390
Antenatal Care	1 <sup>st</sup> visit (within 4 Month)	141684	163962	143649	138189	138189	173924
	2 <sup>nd</sup> visit (within 6 Month)	112201	113635	106834	109336	109336	118799
	3 <sup>rd</sup> visit (within 8 Month)	93405	95750	85914	86809	86809	91845
	4 <sup>th</sup> visit (in 9 <sup>th</sup> month) (including MCHTI, MFSTC & FWVTI-Raj)	78651	79917	74184	72757	72757	75517



Services		January.'21	February.'21	March.'21	April.'21	May.'21	June.'21
<b>Institutional Delivery(MCHTI, MFSTC, FWVTI-Raj, MCWC, UHC, UH&amp;FWC &amp; NGO)</b>	Normal	48861	46463	41854	41705	41705	40992
	Caesarian	42767	41870	37755	37521	37521	36879
	<b>Total</b>	<b>91628</b>	<b>88333</b>	<b>79609</b>	<b>79226</b>	<b>79226</b>	<b>77871</b>
<b>Non-Institutional Delivery</b>	At Home by Trained Persons	34924	35292	32387	31445	31445	30669
	At Home by Non-Trained Persons	11854	11927	11289	10875	10875	10591
	<b>Total</b>	<b>46778</b>	<b>47219</b>	<b>43676</b>	<b>42320</b>	<b>42320</b>	<b>41260</b>
<b>Total Delivery</b>		<b>138406</b>	<b>135552</b>	<b>123285</b>	<b>121546</b>	<b>121546</b>	<b>119131</b>
<b>Postnatal Care</b>	PNC-1 (within 24 Hour)	41134	38616	34875	34730	34730	35286
	PNC-2 (within 2- 3 day)	35750	33921	31888	32375	32375	32754
	PNC-3 (within 7 -14 day)	38878	36910	34023	38025	38025	34963
	PNC-4 (within 42-48 day) (including MCHTI, MFSTC & FWVTI-Raj)	46877	45894	41767	41884	41884	43683
Postnatal care by trained person till two days in Home Delivery		5256	5974	5372	5183	5183	5251
No. of uses 7.1% chlorhexidine digluconate for umbilical cord care		35798	32486	31890	30996	30996	31345
<b>TT for Women (15 - 49 Yrs.)</b>	1 <sup>st</sup> dose	96843	116459	105385	108863	108863	112108
	2 <sup>nd</sup> dose	94812	107282	106227	106844	106844	105029
	3 <sup>rd</sup> dose	89730	109008	105448	109907	109907	108224
	4 <sup>th</sup> dose	87667	104721	94579	109693	109693	99130
	5 <sup>th</sup> dose	86484	99684	94410	96233	96233	98432
<b>Immunization</b>	BCG (Vaccine)	124757	147884	138409	138409	138409	139626
	PCV 1	129200	168597	150260	150260	150260	145804
	PCV 2	125040	155641	151504	151504	151504	147608
	PCV 3	121343	153164	148987	148987	148987	144668
	MR Vaccine 1st Dose	119330	136058	135423	135423	135423	132906
	MR Vaccine 2nd Dose	111735	126408	130170	130170	130170	122352
Number of ECP acceptors		8025	8872	9193	9193	9193	8731
Number of MR done ( Both Govt. & NGOs )		1309	1630	3398	3398	3398	1627
General Treatment		2385108	2302867	2331083	2331083	2457938	2457938
<b>*Total Live Births</b>		<b>112692</b>	<b>112244</b>	<b>110065</b>	<b>110065</b>	<b>108795</b>	<b>108795</b>
Still Births (Including MCHTI, MFSTC & FWVTI-Raj)		192	191	187	187	171	171
<b>Death</b>	Neonatal Death (0 - 28 day)	357	320	218	205	205	214
	Infant Death (29 days -<1 Yr.)	86	113	77	75	75	84
	Child Death (1 -< 5 Yrs.)	20	6	6	6	6	11
	Maternal Death	58	76	80	43	43	49
	Other Death	28444	29328	24199	23749	23749	25757
	<b>Total Death</b>	<b>28965</b>	<b>29843</b>	<b>24580</b>	<b>24078</b>	<b>24078</b>	<b>26115</b>
<b>* Live births conducted at Govt. MCH, DH, MCWC, UHC, UH&amp;FWC, NGOs and Home. The information is collected by FWAs through field visit.</b>							

**Annex - C : City Corporation wise Contraceptive Acceptors and Acceptance Rate (CAR) (Partial) at the end of June 2021**

Name of the City Corporation	Eligible Couple	Oral Pill	Condom	Injectable	I U D	Implant	Permanent Method		
							Male	Female	Total
Rangpur City Corporation	105665	39059	10137	17490	1160	5758	3409	6405	9814
<b>Rangpur Division</b>	<b>105665</b>	<b>39059</b>	<b>10137</b>	<b>17490</b>	<b>1160</b>	<b>5758</b>	<b>3409</b>	<b>6405</b>	<b>9814</b>
Rajshahi City Corporation	102225	28420	27504	17853	790	2170	573	6335	6908
<b>Rajshahi Division</b>	<b>102225</b>	<b>28420</b>	<b>27504</b>	<b>17853</b>	<b>790</b>	<b>2170</b>	<b>573</b>	<b>6335</b>	<b>6908</b>
Khulna City Corporation	134923	38329	24975	19482	7551	8492	4877	5747	10624
<b>Khulna Division</b>	<b>134923</b>	<b>38329</b>	<b>24975</b>	<b>19482</b>	<b>7551</b>	<b>8492</b>	<b>4877</b>	<b>5747</b>	<b>10624</b>
Barisal City Corporation	29290	12041	4663	2904	341	1920	284	1147	1431
<b>Barisal Division</b>	<b>29290</b>	<b>12041</b>	<b>4663</b>	<b>2904</b>	<b>341</b>	<b>1920</b>	<b>284</b>	<b>1147</b>	<b>1431</b>
Dhaka City Corporation	97211	30158	12450	15094	3257	4612	3818	5559	9377
Gazipur City Corporation	111352	47521	10554	13319	3234	4805	1729	7840	9569
Narayanganj City Corporation	112795	40443	12433	15181	2513	4320	3923	5796	9719
<b>Dhaka Division</b>	<b>321358</b>	<b>118122</b>	<b>35437</b>	<b>43594</b>	<b>9004</b>	<b>13737</b>	<b>9470</b>	<b>19195</b>	<b>28665</b>
Chattogram City Corporation	81307	27096	10892	9686	3674	4885	2061	3751	5812
<b>Chattogram Division</b>	<b>81307</b>	<b>27096</b>	<b>10892</b>	<b>9686</b>	<b>3674</b>	<b>4885</b>	<b>2061</b>	<b>3751</b>	<b>5812</b>
Sylhet City Corporation	29469	11435	4004	3305	427	1427	678	2325	3003
<b>Sylhet Division</b>	<b>29469</b>	<b>11435</b>	<b>4004</b>	<b>3305</b>	<b>427</b>	<b>1427</b>	<b>678</b>	<b>2325</b>	<b>3003</b>
Mymensingh City Corporation	33275	13628	3031	3962	814	2475	1573	2242	3815
<b>Mymensingh Division</b>	<b>33275</b>	<b>13628</b>	<b>3031</b>	<b>3962</b>	<b>814</b>	<b>2475</b>	<b>1573</b>	<b>2242</b>	<b>3815</b>
<b>Total</b>	<b>628949</b>	<b>210451</b>	<b>97639</b>	<b>89863</b>	<b>17270</b>	<b>31447</b>	<b>17378</b>	<b>33748</b>	<b>51126</b>

**end of the month**

Total Acceptors	CAR(%)
83418	0
<b>83418</b>	<b>78.95</b>
83645	0
<b>83645</b>	<b>81.82</b>
109453	0
<b>109453</b>	<b>81.12</b>
23300	0
<b>23300</b>	<b>79.55</b>
74948	0
89002	0
84609	0
<b>248559</b>	<b>77.35</b>
62045	0
<b>62045</b>	<b>76.31</b>
23601	0
<b>23601</b>	<b>80.09</b>
27725	0
<b>27725</b>	<b>83.32</b>
<b>497796</b>	<b>79.15</b>