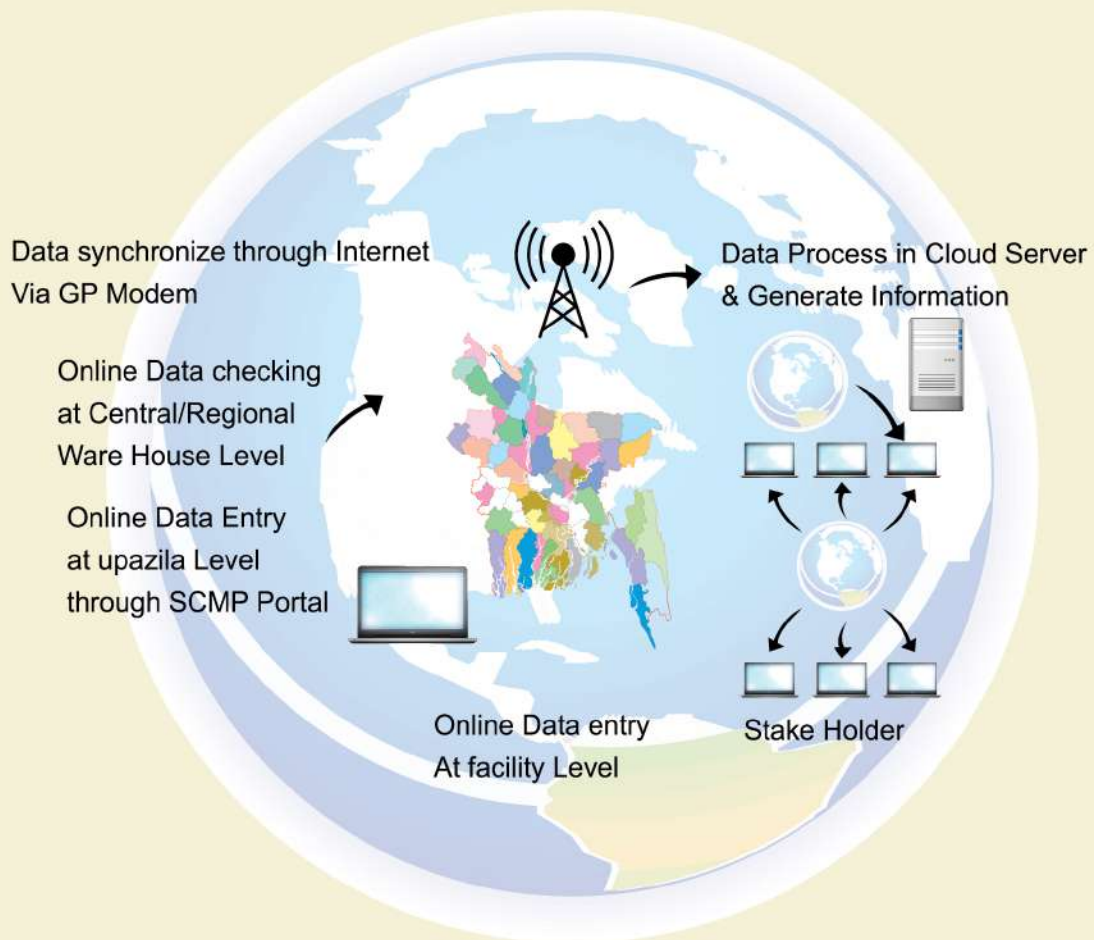




FAMILY PLANNING MONTHLY LOGISTICS REPORT July 2021

Logistics Management Information System (LMIS) Data Flow System



Management Information System (MIS)
Directorate General of Family Planning (DGFP)

Government of the People's Republic of Bangladesh
Medical Education and Family Welfare Division
Directorate General of Family Planning
Management Information System (MIS)
6, Kawran Bazar, Dhaka- 1215
www.dgfp.gov.bd

Memo No. 59.11.00000.402.16.002.19.188

Date: 5 September, 2021.

Sub: Family Planning Monthly Logistics Report for the Month of July, 2021.

Family Planning Monthly Logistics Report for the Month of July, 2021 is sent herewith for your kind information & necessary action. This report is prepared on the basis of Form-7 submitted by Warehouses and Form-7B submitted by Upazila Family Planning Offices by using WIMS & UIMS operational tools. It provides useful information on monthly distribution and stock balance of all the major contraceptives & DDS Kits of Warehouse/Upazila Stores. For more information you are requested to visit at www.scmpbd.org web site.

Comments and suggestions for improvement of this report will be highly appreciated.



(Khan Md. Rezaul Karim)
Additional Secretary (MEFW Division)
and
Director & Line Director (MIS)
Phone: 55012352
Mail: dirmis@dgfp.gov.bd

Memo No. 59.11.00000.402.16.002.19.188/1(204)

Date: 5 September, 2021.

Copy of the report forwarded to (Not according to seniority):

1. Secretary, Medical Education & Family Welfare Division, Ministry of Health & Family Welfare, Bangladesh Secretariat, Dhaka.
2. Additional Secretary (Admin), Medical Education & Family Welfare Division, Ministry of Health & Family Welfare, Bangladesh Secretariat, Dhaka.
3. Director (Administration), Directorate General of Family Planning, 6 Kawran Bazar, Dhaka 1215.
4. Director & Line Director (MIS), Directorate General of Family Planning, 6 Kawran Bazar, Dhaka.
5. Joint Secretary (Development), Medical Education & Family Welfare Division, Ministry of Health & Family Welfare, Bangladesh Secretariat, Dhaka.
6. Director Finance & Line Director (Family Planning Field Service Delivery), Directorate General of Family Planning, 6 Kawran Bazar, Dhaka 1215.
7. Director (Logistics & Supply) and Line Director (Procurement, Storage & Supply Management), Directorate General of Family Planning, 6 Kawran Bazar, Dhaka 1215.
8. Director (IEM) & Line Director (Information, Education and Communication), Directorate General of Family Planning, 6 Kawran Bazar, Dhaka 1215.
9. Director (Planning) & Line Director (Planning Monitoring and Evaluation), Directorate General of Family Planning, 6 Kawran Bazar, Dhaka 1215.

10. Director (MCH-Services) & Line Director (MCRAH), Directorate General of Family Planning, 6 Kawran Bazar, Dhaka 1215.
11. Line Director (CCSDP), Directorate General of Family Planning, 6 Kawran Bazar, Dhaka 1215.
12. Director (Audit), Directorate General of Family Planning, 6 Kawran Bazar, Dhaka 1215.
13. Divisional Director, Family Planning, Dhaka / Chittagong / Rajshahi / Khulna / Sylhet / Barisal/ Rangpur/ Mymensingh Division.
14. Joint Chief (Planning), Health Service Division, Ministry of Health & Family Welfare, Bangladesh Secretariat, Dhaka
15. Joint Chief (Population & Planning wing), Planning commission, Sher-e-Bangla Nagar, Dhaka.
16. Joint Chief (Planning), Program Management and Monitoring Unit (PMMU), Azimpur, Dhaka-1205.
17. Director, Maternal & Child Health Training Institute (MCHTI), Azimpur, Dhaka.
18. Director, Mohammadpur Fertility Services & Training Centre (MFSTC), Mohammadpur, Dhaka.
19. Director, Maternal & Child Health Training Institute (MCHTI), Lalkuthi, Mirpur, Dhaka.
20. P.S. to the Honorable Minister, Ministry of Health and Family Welfare, Bangladesh Secretariat, Dhaka, for kind information of the Honorable Minister.
21. Deputy Chief (Planning), Medical Education & Family Welfare Division, Ministry of Health & Family Welfare, Bangladesh Secretariat, Dhaka.
22. Additional Director (Drugs and Stores), Directorate General of Family Planning, Central Warehouse, Mohakhali, Dhaka.
23. Deputy Director, Family Planning, ----- District (You are requested to take appropriate measures to ensure timely online submission of Form 7B report from upazilas).
24. Regional/District Consultant, FPCS-QIT, District Family Planning Office, ----- District.
25. Central/Regional Supply Officer, Family Planning, ----- CWH/RWHs.
26. Assistant Maintenance Engineer, MIS Unit, DGFP (Requested to upload this report to DGFP website).
27. Country Project Director, SIAPS/MSH, House: 3, Road: No. 23B, Gulshan-1, Dhaka-1212.
28. Country Director, the World Bank, E-32, Agargaon, Sher-e-Bangla Nagar, Dhaka-1207.
29. Team Leader, Population & Health Team, USAID, Madani Avenue, Baridhara, Dhaka.
30. Country Representative, UNFPA, IDB Bhaban, Agargaon, Sher-E-Bangla Nagar, Dhaka.
31. Managing Director, SMC, SMC Tower, 33 Banani C/A, Dhaka-1213.
32. Documentation Center, IEM Unit, Directorate General of Family Planning, 6 Kawran Bazar, Dhaka.
33. Responsible person of Dispatch Section, MIS Unit, DGFP (Requested to distribute the published 'Family Planning Monthly Logistics Report' to concerned Person/Office/Organization).
34. PA to Director General, Directorate General of Family Planning, 6 Kawran Bazar, Dhaka 1215.
35. Concerned Organization/Person.



(Shafiul Haque)
Deputy Director (MIS)

Table Of Contents

	Page
1. DGFP Stock Status Report	1-2
2. National Receipts Quantity by Product by Month	3
3. National Level Contraceptive Summary Report	4
4. Stock Status Report at Different Levels	5
5. Contraceptive Stock Status by Product at Upazila Store and Field	6-10
6. Contraceptive Stock Status by Product at Regional Warehouses/Upazila	11-31
7. Month-wise Consumption Trend	32-34
8. Report on Upazila and Warehouse Having Stock Out in last month	35

1. DGFP Stock Status Report

Year →	2021					2022												2023												2024														
	8	9	10	11	12	1	2	3	4	5	6	7	8	9	10	11	12	1	2	3	4	5	6	7	8	9	10	11	12	1	2	3	4	5	6	7								
Min.-Max. →	Min					Max																																						
Product ↓	CS - 101.60m : 13.0 MOS																																											
Condom	13.0 MOS										31.63m = 3.9 MOS					80m = 10.2 MOS																												
*AMC = 7.82m													FY 2020-21: 67m (GoB Rev.)						FY 2021-22: 80m (GoB Rev.)																									
	CS - 144.82m : 23.0 MOS																																											
Pill (Total)	23.0 MOS																		48.16m = 7.6 MOS																									
*AMC = 6.28m																									FY 2021-22: 48.16m (RPA+Rev.)																			
	CS (0.539): 46.3 MOS																																											
IUD	46.3 MOS (May 2025) →																																											
*AMC = 11,637																																												
	CS (26.98m): 34.2 MOS																																											
Injectables	34.2 MOS (April 2024)																																											
*AMC = 0.789m																																												
	CS-(0.642m): 25.9 MOS																		FY 2021-22: 0.899m (RPA+Rev.)																									
Implant	25.9 MOS																		FY 2021-22: 0.899m = 36 MOS →																									
*AMC = 24,860																																												
	<p>Pill (Total): 2nd & 3rd generation Shukhi and APON</p> <p>*AMC is calculated based on past 6-months consumption</p> <p>Data Sources: DGFP/L&S unit, DGFP LMIS web site - https://scmpbd.org/</p> <p>Central Warehouse WIMS data and Approved DGFP Procurement Plan</p> <p>National min-max stock level is 6 & 10 MOS</p> <p>AMC = Average Monthly Consumption</p>																																											
	<p>Legend:</p> <ul style="list-style-type: none"> Current Stock (CS): Less than 3 MOS Current Stock (CS): MOS 3.0 to Less than 6 MOS Current Stock (CS): MOS 6 and above Planned for FY 2020-21 Procurement completed, yet to be received Donation 																																											

DGFP STOCK STATUS NOTES
(For Contraceptives)
Month: July 2021

- CONDOM** – Current national stock is 101.60 million pieces, and this stock can be used up to August 2022.
- 2020-21: GoB (Rev.) – 67 million pcs. (According to the revised plan): DGFP received 35.37 million as on July 2021 and Rest 31.63 million will be delivered on August 2021 and onward.
 - 2021-22: GoB (Rev.) – 80 million pcs.: Procurement plan approved, and the procurement process started.
- PILL** – Current national stock of Oral Contraceptive Pill is 144.82 million cycles which will go up to June 2023.
- 2021-22: RPA(GoB) – 29.76 million cycles (3rd Generation): Procurement plan approved, and the procurement process started.
 - 2021-22: GoB (Rev.) – 13.4 million cycles (3rd Generation) Procurement plan approved, and the procurement process started.
 - 2021-22: GoB (RPA) – 4 million cycles (POP - APON): Procurement plan approved, and the procurement process started.
 - 2021-22: GoB (Rev.) – 1.0 million cycles (POP- APON): Procurement plan approved, and the procurement process started.
- IUD** Current national stock is 0.539 million pcs, and this stock can be used up to May 2025.
- INJECTABLES** – Current stock of 26.98 million vials and that can be used up to April 2024.
- 2020-21: No plan to procure injectable as current stock is sufficient
- IMPLANT** – Current stock is 0.642 million sets, and this can be used up to September 2023.
- 2021-22: RPA(GoB)+GoB(Dev.)- Total 6,68,000 sets Implant (Two rods) Procurement plan approved and process started to procure in two Lots.
 - 2021-22: GoB(Rev.) – 200,000 sets of two rod implant: Procurement plan approved, and the procurement process started.
 - 2021-22: RPA(GoB)+GoB (Dev.)– 31,885 sets (Two rods)– Carry forward package from FY2020-21- revised plan: IFT published on 08/06/2021. Tender opened on 30/06/2021.

You can also download the previous reports from <http://www.scmpbd.org>

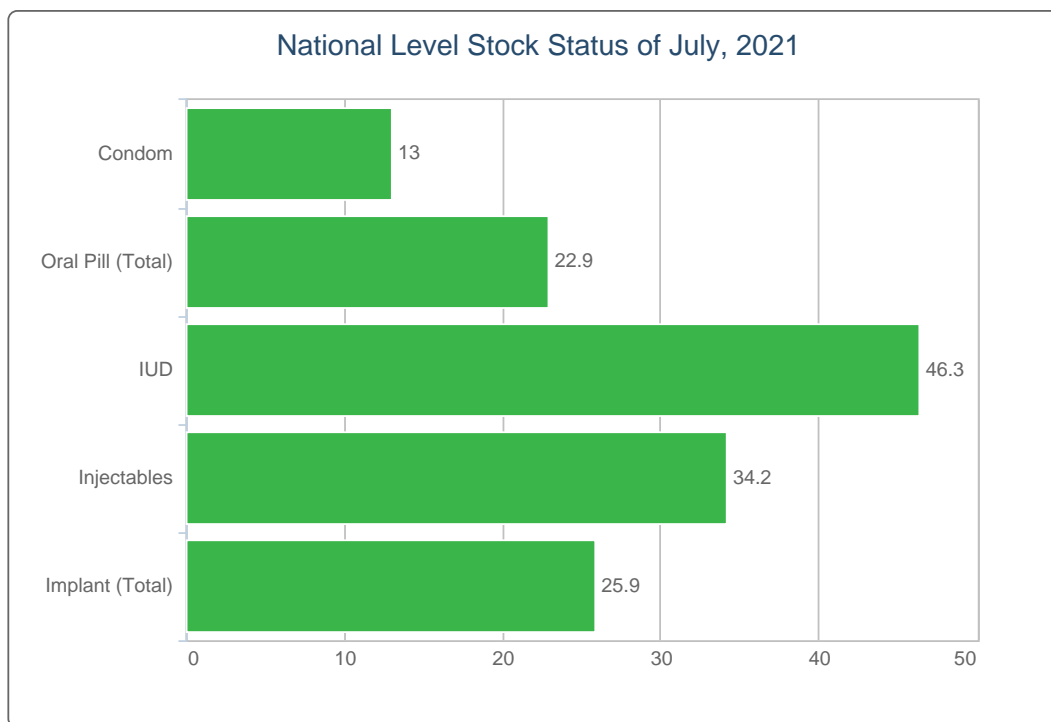
2. National Receipts Quantity by Product by Month

Contraceptive Received Report

Month: July, 2021

Item	Supplier	Receiver	Date Receipts	Qty
<i>No National Receive This Month</i>				

3. National Level Contraceptive Summary Report



■ MOS: < 3.0

■ MOS: 3.0 - 5.9

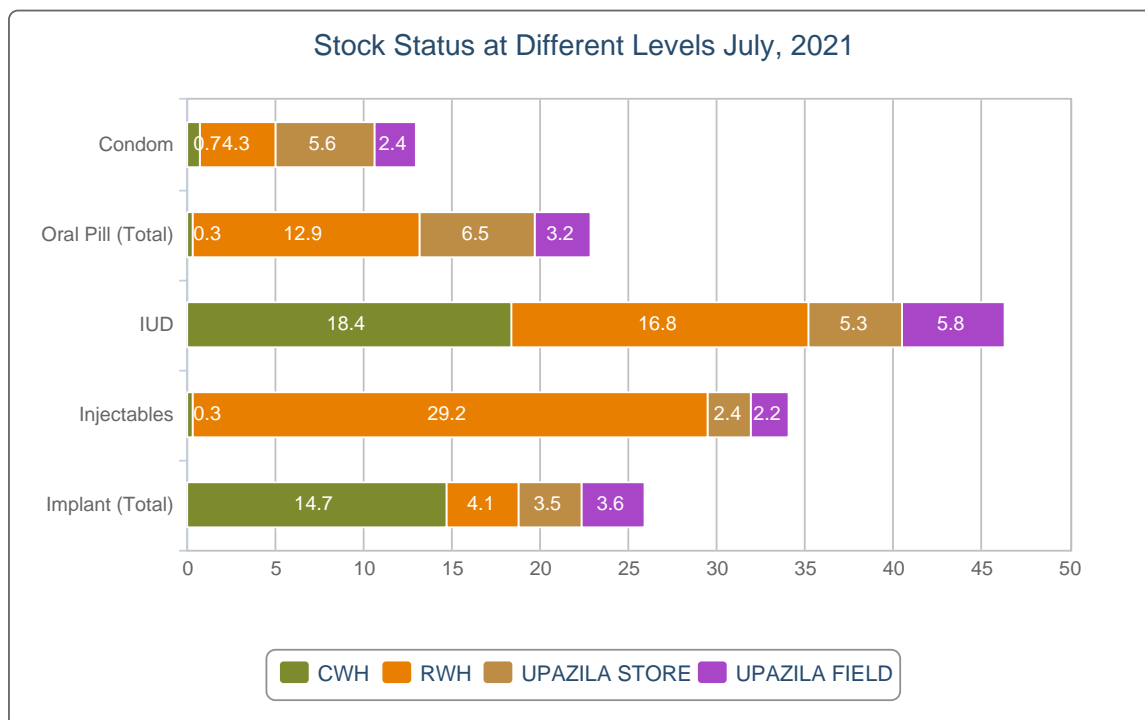
■ MOS: 6.0 and above

MOS = Month of Stock

National Level Stock Status of July, 2021

SL	Name of Products	Reported Consumption	Reported Closing Balance	Average Monthly Consumption	MOS
1	Condom	7,402,299	101,587,990	7,821,427	13.0
2	Oral Pill (Total)	5,890,941	138,869,632	6,056,505	22.9
3	IUD	9,933	539,029	11,637	46.3
4	Injectables	763,431	26,987,873	789,162	34.2
5	Implant (Total)	7,528	643,257	24,860	25.9

4. Stock Status Report at Different Levels

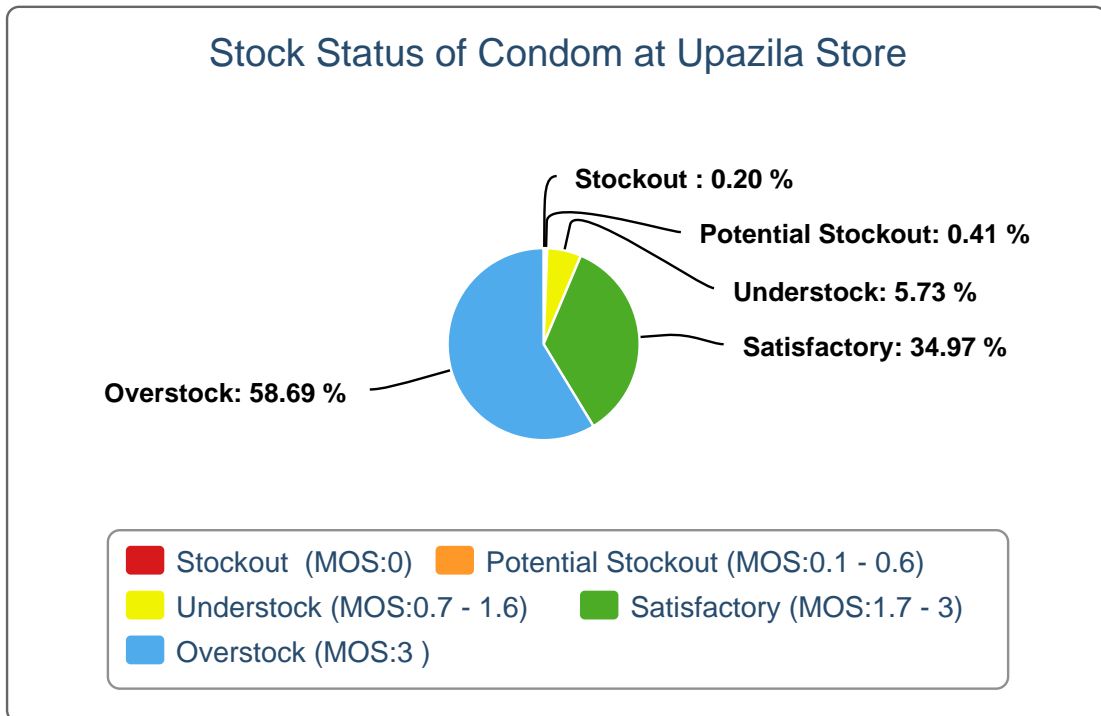


Stock Status at Different Levels July, 2021

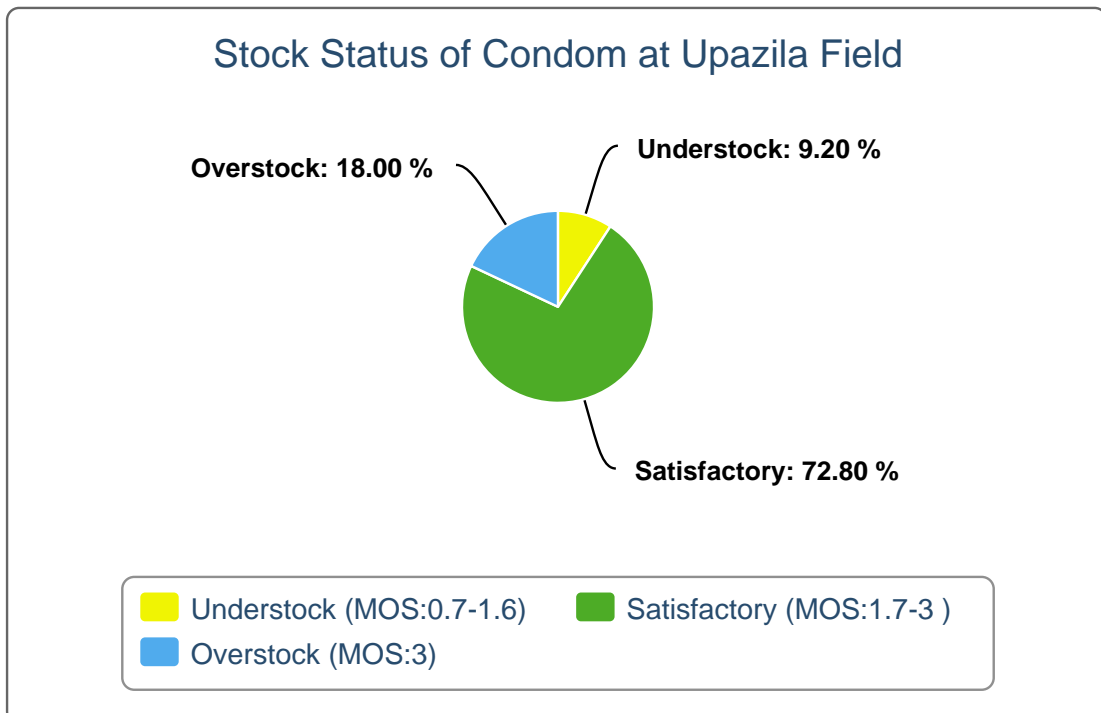
Products	Avg. Consump. of Last 6 Months	CWH Level	MOS	RWH Level	MOS	Upazila Level	MOS	Field Level	MOS	National Level	MOS
Condom	7,821,427	5,590,000	0.7	33,509,000	4.3	44,048,695	5.6	18,440,295	2.4	101,587,990	13
Oral Pill (Total)	6,056,505	1,619,435	0.3	78,172,955	12.9	39,458,154	6.5	19,619,088	3.2	138,869,632	22.9
IUD	11,637	214,200	18.4	195,498	16.8	61,647	5.3	67,684	5.8	539,029	46.3
Injectables	789,162	268,581	0.3	23,026,000	29.2	1,917,885	2.4	1,775,407	2.2	26,987,873	34.2
Implant (Total)	24,860	365,250	14.7	101,550	4.1	87,197	3.5	89,260	3.6	643,257	25.9

5. Contraceptive Stock Status by Product at Upazila Store and Field

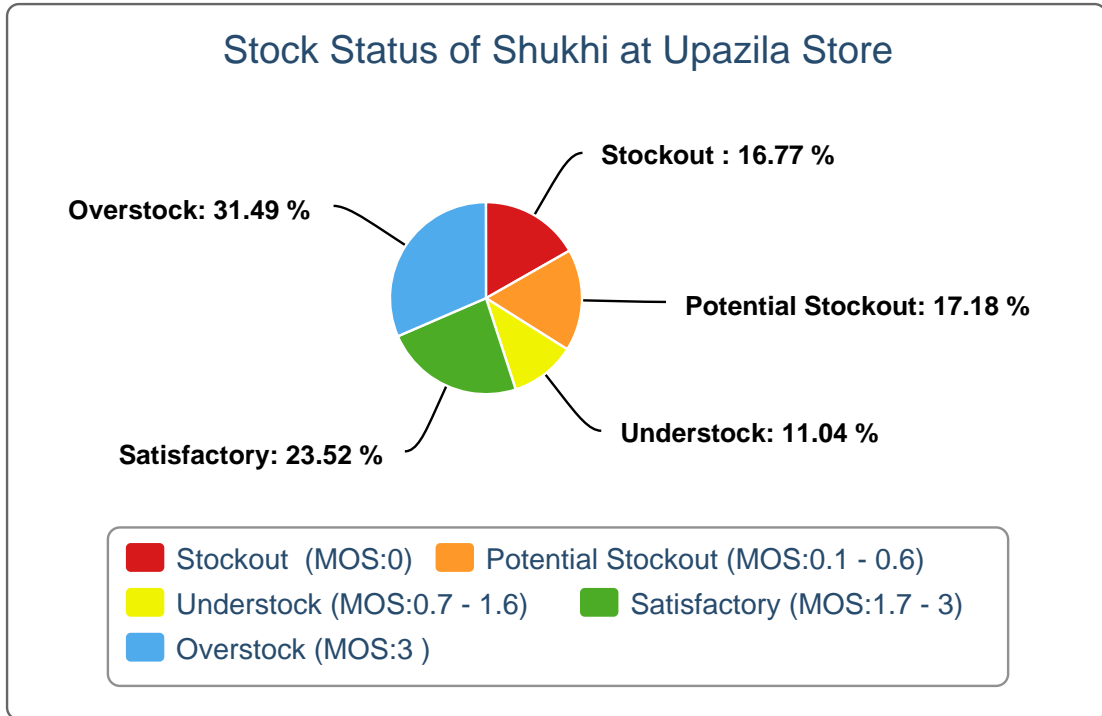
5(a).



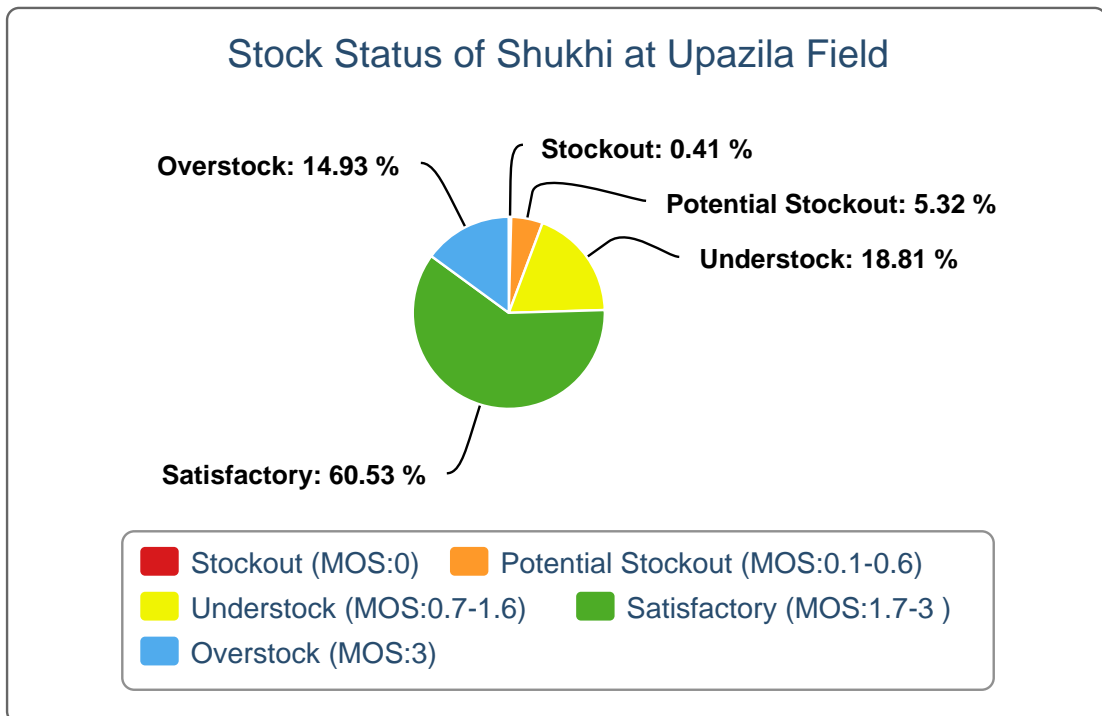
5(b).



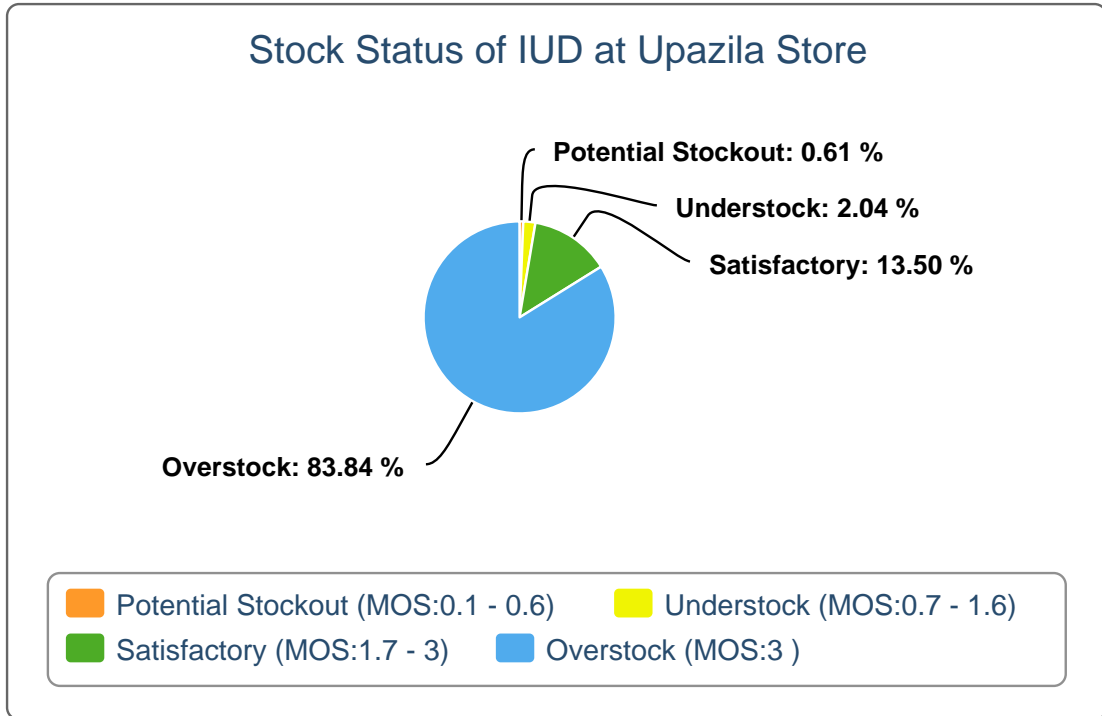
5(c).



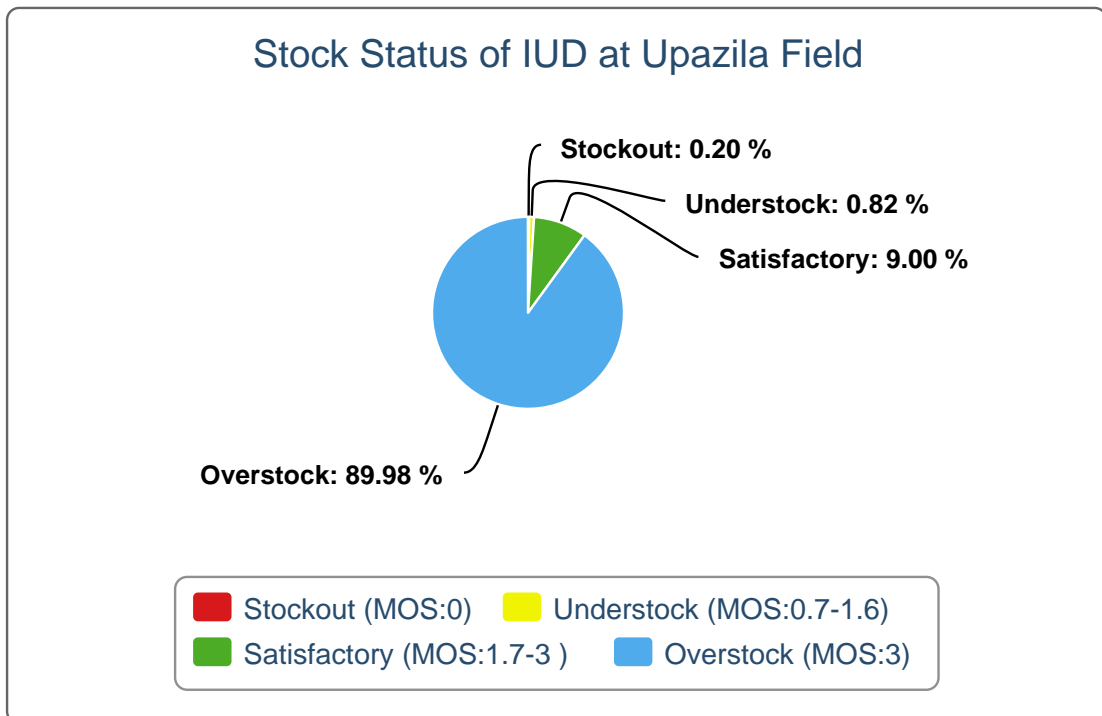
5(d).



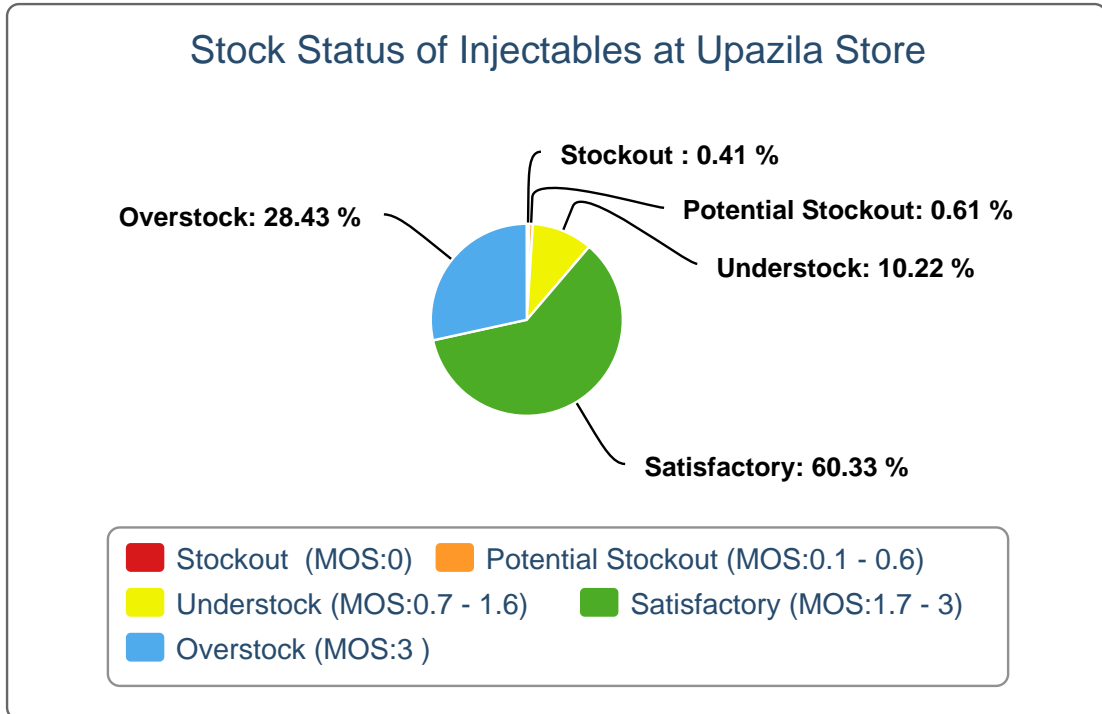
5(e).



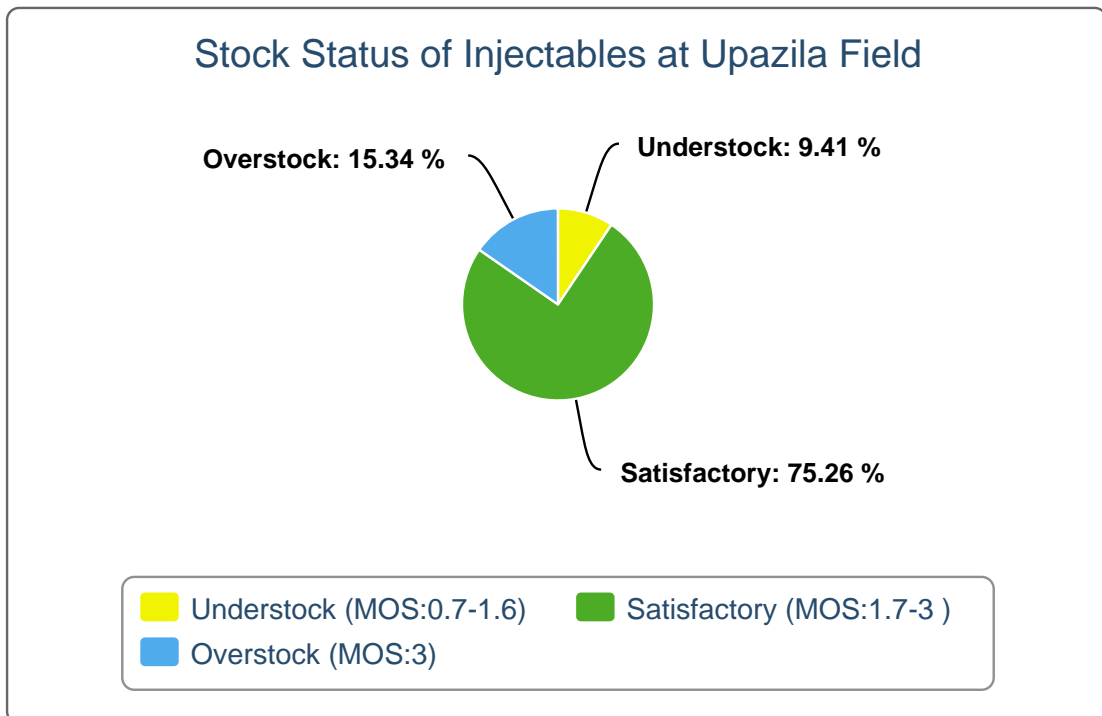
5(f).



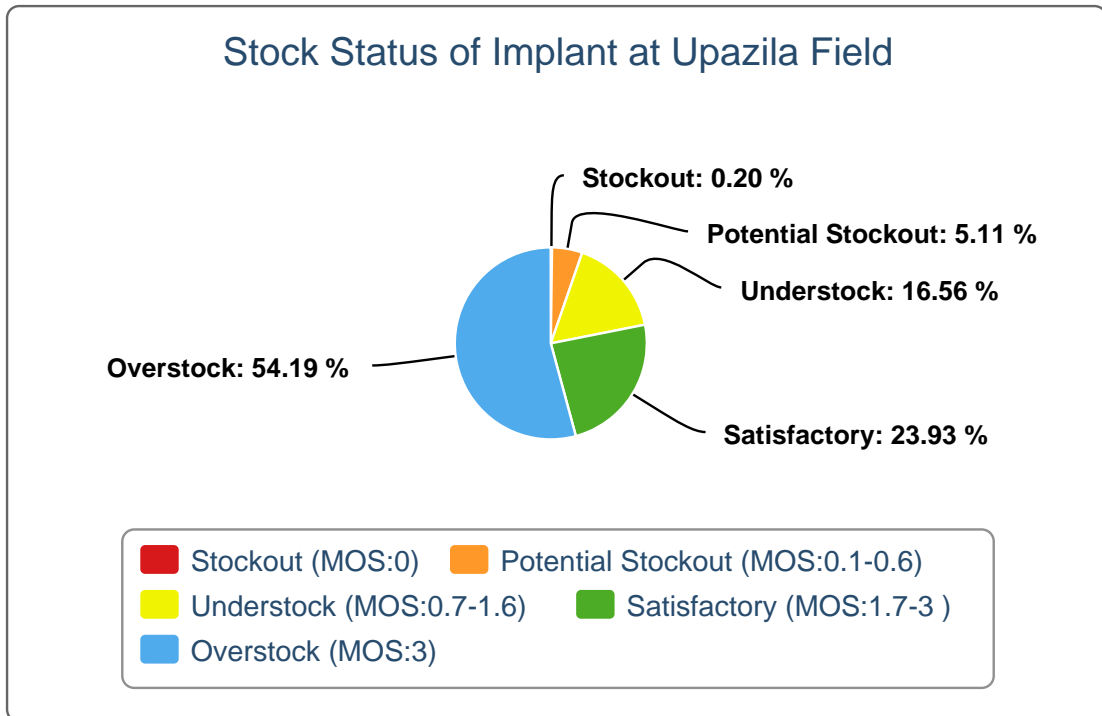
5(g).



5(h).



5(i).



6(a). Contraceptive Stock Status by Product at Regional Warehouses

SL	WH Name	Condom			Shukhi			IUD			Injectables			Implant		
		CBL	AMD	MOS	CBL	AMD	MOS	CBL	AMD	MOS	CBL	AMD	MOS	CBL	AMD	MOS
1	Bandarban RWH	75,600	31,382	2.4	205,920	20,133	10.2	615	91	6.8	8,000	2,785	2.9	600	176	3.4
2	Barishal RWH	2,069,600	204,502	10.1	356,160	181,163	2.0	9,600	295	32.5	80,900	25,694	3.1	6,050	599	10.1
3	Bhola RWH	550,800	41,008	13.4	487,680	53,691	9.1	4,000	94	42.6	78,000	27,733	2.8	3,000	266	11.3
4	Bogura RWH	2,701,200	473,204	5.7	14,408,640	336,273	42.8	17,725	446	39.7	5,921,000	29,337	201.8	9,400	1,748	5.4
5	Chattogram RWH	6,485,000	348,119	18.6	27,994,033	278,575	100.5	17,930	1,220	14.7	9,372,000	44,539	210.4	6,250	1,910	3.3
6	Cumilla RWH	849,600	428,363	2.0	554,400	332,359	1.7	8,550	1,222	7.0	168,000	56,635	3.0	2,150	1,853	1.2
7	Dhaka CWH	5,590,000	1,153,309	4.8	1,619,435	670,595	2.4	214,200	1,683	127.3	268,581	81,619	3.3	365,250	2,139	170.8
8	Dinajpur RWH	705,600	166,157	4.2	483,840	259,334	1.9	11,650	379	30.7	32,000	30,485	1.0	7,150	1,458	4.9
9	Faridpur RWH	1,594,800	427,935	3.7	646,080	291,830	2.2	11,600	621	18.7	89,000	30,062	3.0	4,600	1,462	3.1
10	Jamalpur RWH	662,400	277,238	2.4	425,280	223,132	1.9	9,100	188	48.4	72,000	23,992	3.0	4,800	755	6.4
11	Jashore RWH	720,000	408,197	1.8	458,880	262,367	1.7	2,150	290	7.4	57,900	37,379	1.5	3,250	872	3.7
12	Khulna RWH	5,621,200	473,037	11.9	26,818,490	324,737	82.6	16,550	477	34.7	6,472,400	32,058	201.9	3,800	1,009	3.8
13	Kushtia RWH	1,274,400	267,996	4.8	194,880	144,473	1.3	5,083	126	40.3	1,200	28,470	0.0	6,700	474	14.1
14	Mymensingh RWH	5,824,800	565,309	10.3	908,000	690,572	1.3	9,900	671	14.8	50,000	48,968	1.0	10,200	2,063	4.9
15	Noakhali RWH	565,200	215,952	2.6	205,920	152,856	1.3	11,500	638	18.0	45,000	38,573	1.2	4,250	1,191	3.6
16	Pabna RWH	108,000	432,908	0.2	1,057,460	303,293	3.5	3,700	714	5.2	122,000	37,783	3.2	3,200	695	4.6
17	Patuakhali RWH	1,123,200	92,386	12.2	271,680	128,427	2.1	9,400	247	38.1	50,900	21,113	2.4	4,900	705	7.0
18	Rajshahi RWH	1,159,200	564,386	2.1	267,360	245,340	1.1	13,945	262	53.2	156,200	28,131	5.6	8,500	909	9.4
19	Rangamati RWH	50,400	41,377	1.2	180,102	33,974	5.3	700	78	9.0	22,000	2,836	7.8	500	225	2.2
20	Rangpur RWH	129,600	459,816	0.3	1,346,010	614,877	2.2	9,000	1,075	8.4	39,000	94,803	0.4	6,550	1,863	3.5
21	Sylhet RWH	572,400	515,416	1.1	459,060	334,726	1.4	15,100	562	26.9	112,500	45,286	2.5	1,400	1,847	0.8
22	Tangail RWH	666,000	233,430	2.9	443,080	173,778	2.5	7,700	258	29.8	76,000	20,881	3.6	4,300	641	6.7

6(b). Contraceptive Stock Status by Product at Upazila

SL	Warehouse Name	Upazila Name	Condom			Shukhi			IUD			Injectables			Implant		
			CBL	AMD	MOS	CBL	AMD	MOS	CBL	AMD	MOS	CBL	AMD	MOS	CBL	AMD	MOS
1	Bandarban RWH	Alikadam	18,300	7,692	2.4	9,270	3,450	2.7	36	20	1.8	624	489	1.3	100	30	3.3
2	Bandarban RWH	Bandarban Sadar	4,434	3,075	1.4	3,748	3,390	1.1	45	20	2.3	663	434	1.5	78	29	2.7
3	Bandarban RWH	Lama	11,052	5,329	2.1	12,775	4,729	2.7	81	31	2.6	1,532	749	2.0	137	30	4.6
4	Bandarban RWH	Naikhongchhari	27,092	5,485	4.9	12,280	3,063	4.0	30	5	6.0	2,517	592	4.3	100	38	2.6
5	Bandarban RWH	Rowangchhari	6,836	1,919	3.6	2,405	1,921	1.3	18	4	4.5	0	231	0.0	10	14	0.7
6	Bandarban RWH	Ruma	11,700	5,782	2.0	7,645	1,657	4.6	17	6	2.8	385	141	2.7	35	10	3.5
7	Bandarban RWH	Thanchi	5,274	2,100	2.5	3,300	1,923	1.7	25	5	5.0	624	149	4.2	26	25	1.0
8	Barishal RWH	Agailjhara	111,310	6,233	17.9	22,878	7,970	2.9	71	7	10.1	2,072	658	3.1	250	23	10.9
9	Barishal RWH	Babuganj	310,700	5,067	61.3	30,705	6,211	4.9	47	17	2.8	1,103	508	2.2	200	27	7.4
10	Barishal RWH	Bakerganj	630,011	13,885	45.4	9,305	14,208	0.7	55	18	3.1	3,713	1,826	2.0	200	56	3.6
11	Barishal RWH	Banari Para	313,420	5,057	62.0	28,190	6,916	4.1	69	9	7.7	1,202	515	2.3	300	33	9.1
12	Barishal RWH	Barishal Sadar (kotwali)	62,028	34,153	1.8	4,560	15,508	0.3	176	56	3.1	7,841	3,432	2.3	131	85	1.5
13	Barishal RWH	Bhandaria	102,708	9,998	10.3	10	7,663	0.0	234	13	18.0	4,113	987	4.2	250	14	17.9
14	Barishal RWH	Gaurnadi	75,400	8,906	8.5	9,120	10,447	0.9	74	13	5.7	2,024	1,046	1.9	250	37	6.8
15	Barishal RWH	Hizla	126,896	7,155	17.7	8,190	5,365	1.5	55	8	6.9	2,894	1,372	2.1	200	8	25.0
16	Barishal RWH	Indurkani	190,448	4,131	46.1	20,780	4,501	4.6	76	5	15.2	3,706	605	6.1	200	12	16.7
17	Barishal RWH	Jhalokati Sadar	127,000	7,332	17.3	21,020	6,951	3.0	40	17	2.4	1,612	745	2.2	350	45	7.8
18	Barishal RWH	Kanthalia	83,053	4,219	19.7	29,415	4,563	6.4	78	3	26.0	1,075	588	1.8	300	26	11.5
19	Barishal RWH	Kawkhali	95,400	4,630	20.6	24,335	3,505	6.9	75	14	5.4	1,054	347	3.0	250	12	20.8
20	Barishal RWH	Mathbaria	147,900	13,320	11.1	27,875	16,395	1.7	41	15	2.7	3,161	1,582	2.0	150	21	7.1
21	Barishal RWH	Mehendiganj	58,068	10,613	5.5	11,270	9,653	1.2	92	16	5.8	7,089	3,387	2.1	150	17	8.8
22	Barishal RWH	Muladi	27,444	10,322	2.7	8,615	8,239	1.0	104	9	11.6	5,175	1,844	2.8	152	15	10.1
23	Barishal RWH	Nalchity	27,924	6,250	4.5	12,185	6,140	2.0	42	10	4.2	2,653	1,283	2.1	260	21	12.4
24	Barishal RWH	Nazirpur	164,916	13,881	11.9	29,375	10,980	2.7	230	16	14.4	8,920	1,394	6.4	200	21	9.5
25	Barishal RWH	Nesarabad (swarupkati)	128,584	16,043	8.0	29,440	12,189	2.4	181	12	15.1	4,230	1,380	3.1	200	34	5.9

SL	Warehouse Name	Upazila Name	Condom			Shukhi			IUD			Injectables			Implant		
			CBL	AMD	MOS	CBL	AMD	MOS	CBL	AMD	MOS	CBL	AMD	MOS	CBL	AMD	MOS
26	Barishal RWH	Pirojpur Sadar	97,992	9,508	10.3	27,300	7,630	3.6	66	20	3.3	1,818	892	2.0	250	24	10.4
27	Barishal RWH	Rajapur	90,976	5,189	17.5	19,835	4,653	4.3	50	2	25.0	1,095	557	2.0	250	11	22.7
28	Barishal RWH	Wazirpur	957,564	8,610	111.2	20,915	11,476	1.8	158	15	10.5	2,609	746	3.5	100	57	1.8
29	Bhola RWH	Bhola Sadar	27,777	11,330	2.5	34,863	12,721	2.7	163	41	4.0	10,087	5,287	1.9	60	94	0.6
30	Bhola RWH	Burhanuddin	19,872	2,925	6.8	12,620	7,362	1.7	82	13	6.3	5,525	1,386	4.0	150	20	7.5
31	Bhola RWH	Char Fasson	31,200	13,640	2.3	42,755	14,772	2.9	83	16	5.2	17,950	9,315	1.9	100	62	1.6
32	Bhola RWH	Daulat Khan	38,494	1,517	25.4	55,715	3,976	14.0	110	5	22.0	6,600	3,388	1.9	300	9	33.3
33	Bhola RWH	Lalmohan	14,330	6,459	2.2	20,129	9,660	2.1	62	12	5.2	11,330	4,995	2.3	350	22	15.9
34	Bhola RWH	Manpura	10,424	3,852	2.7	5,510	2,677	2.1	67	2	33.5	3,500	1,887	1.9	70	32	2.2
35	Bhola RWH	Tazumuddin	40,270	1,285	31.3	50,595	2,523	20.1	110	5	22.0	4,049	1,475	2.7	50	27	1.9
36	Bogura RWH	Adamdighi	20,400	8,931	2.3	348,755	6,083	57.3	156	8	19.5	808	243	3.3	150	37	4.1
37	Bogura RWH	Akkelpur	9,636	6,099	1.6	263,985	5,036	52.4	57	8	7.1	1,330	341	3.9	0	45	0.0
38	Bogura RWH	Atrai	8,900	11,825	0.8	24,215	10,700	2.3	135	5	27.0	1,758	491	3.6	0	50	0.0
39	Bogura RWH	Badalgachhi	30,506	9,481	3.2	29,050	10,169	2.9	31	4	7.8	3,194	1,160	2.8	100	45	2.2
40	Bogura RWH	Bogura Sadar	81,800	60,457	1.4	46,597	14,580	3.2	102	42	2.4	5,338	2,086	2.6	300	97	3.1
41	Bogura RWH	Dhamoirhat	14,000	7,636	1.8	1,153,410	7,104	162.4	72	5	14.4	1,128	566	2.0	50	26	1.9
42	Bogura RWH	Dhunat	30,200	34,727	0.9	21,325	20,696	1.0	53	15	3.5	2,980	2,060	1.4	50	66	0.8
43	Bogura RWH	Dhupchanchia	15,600	8,421	1.9	45,055	7,647	5.9	34	13	2.6	2,558	684	3.7	205	69	3.0
44	Bogura RWH	Gabtali	95,940	25,852	3.7	36,680	14,418	2.5	87	7	12.4	9,220	2,354	3.9	200	94	2.1
45	Bogura RWH	Ghoraghat	41,700	5,504	7.6	29,505	5,936	5.0	60	12	5.0	1,902	293	6.5	102	38	2.7
46	Bogura RWH	Hakimpur	39,700	6,189	6.4	31,760	4,191	7.6	51	5	10.2	1,571	218	7.2	100	18	5.6
47	Bogura RWH	Joypurhat Sadar	25,572	14,685	1.7	29,380	10,334	2.8	55	39	1.4	1,858	761	2.4	175	138	1.3
48	Bogura RWH	Kahaloo	41,184	16,232	2.5	36,975	11,142	3.3	151	30	5.0	2,273	907	2.5	150	68	2.2
49	Bogura RWH	Kalai	23,832	6,507	3.7	37,085	7,561	4.9	42	10	4.2	1,805	364	5.0	100	36	2.8
50	Bogura RWH	Khetlal	32,028	6,200	5.2	33,285	4,784	7.0	62	10	6.2	2,325	225	10.3	50	47	1.1

SL	Warehouse Name	Upazila Name	Condom			Shukhi			IUD			Injectables			Implant		
			CBL	AMD	MOS	CBL	AMD	MOS	CBL	AMD	MOS	CBL	AMD	MOS	CBL	AMD	MOS
51	Bogura RWH	Mahadebpur	36,792	15,807	2.3	56,180	16,144	3.5	54	8	6.8	3,120	841	3.7	100	101	1.0
52	Bogura RWH	Manda	32,690	21,990	1.5	47,205	27,610	1.7	124	53	2.3	2,460	1,906	1.3	50	31	1.6
53	Bogura RWH	Nandigram	28,800	9,115	3.2	6,945	10,387	0.7	90	3	30.0	1,800	370	4.9	50	50	1.0
54	Bogura RWH	Naogaon Sadar	55,746	19,727	2.8	39,815	13,243	3.0	62	13	4.8	4,792	1,257	3.8	0	71	0.0
55	Bogura RWH	Niamatpur	22,964	14,084	1.6	1,270,625	14,050	90.4	172	12	14.3	1,604	879	1.8	100	63	1.6
56	Bogura RWH	Panchbibi	29,180	9,869	3.0	47,114	6,424	7.3	75	9	8.3	1,095	799	1.4	102	64	1.6
57	Bogura RWH	Patnitala	36,000	8,649	4.2	48,124	8,738	5.5	78	6	13.0	2,682	608	4.4	50	69	0.7
58	Bogura RWH	Porsha	30,144	10,546	2.9	51,745	8,718	5.9	67	12	5.6	3,474	466	7.5	50	20	2.5
59	Bogura RWH	Raninagar	21,500	10,321	2.1	24,750	10,103	2.4	109	6	18.2	1,486	515	2.9	100	28	3.6
60	Bogura RWH	Sapahar	23,966	10,381	2.3	27,100	9,898	2.7	76	7	10.9	2,961	994	3.0	200	31	6.5
61	Bogura RWH	Sariakandi	62,688	16,478	3.8	452,750	8,970	50.5	113	26	4.3	4,948	1,133	4.4	150	78	1.9
62	Bogura RWH	Shajahanpur	97,894	42,194	2.3	6,115	12,903	0.5	69	12	5.8	3,337	1,058	3.2	100	77	1.3
63	Bogura RWH	Sherpur	37,400	29,392	1.3	97,780	18,075	5.4	61	20	3.1	2,295	1,540	1.5	0	65	0.0
64	Bogura RWH	Shibganj	41,600	15,735	2.6	446,390	20,986	21.3	52	10	5.2	8,000	3,472	2.3	200	58	3.4
65	Bogura RWH	Sonatola	39,040	10,170	3.8	31,205	9,643	3.2	122	36	3.4	3,429	746	4.6	100	68	1.5
66	Chattogram RWH	Anowara	19,800	8,176	2.4	108,410	9,492	11.4	49	14	3.5	1,694	812	2.1	300	45	6.7
67	Chattogram RWH	Banshkhali	33,240	10,406	3.2	25,545	8,561	3.0	92	18	5.1	5,807	1,932	3.0	200	102	2.0
68	Chattogram RWH	Boalkhali	245,712	6,840	35.9	168,374	7,346	22.9	111	29	3.8	402	469	0.9	150	38	3.9
69	Chattogram RWH	Chakaria	22,476	13,417	1.7	46,735	13,733	3.4	134	54	2.5	4,175	2,923	1.4	100	47	2.1
70	Chattogram RWH	Chandanaish	29,700	7,007	4.2	34,685	6,544	5.3	70	32	2.2	1,542	828	1.9	1	44	0.0
71	Chattogram RWH	Cox's Bazar Sadar	105,072	20,170	5.2	248,940	15,638	15.9	363	38	9.6	4,715	3,193	1.5	395	50	7.9
72	Chattogram RWH	Dighinala	19,980	8,379	2.4	21,378	8,434	2.5	51	10	5.1	1,837	887	2.1	200	43	4.7
73	Chattogram RWH	Double Mooring	102,552	43,847	2.3	28,990	10,697	2.7	473	233	2.0	4,513	2,231	2.0	550	156	3.5
74	Chattogram RWH	Fatikchhari	170,400	13,065	13.0	222,195	14,719	15.1	263	17	15.5	1,565	1,770	0.9	50	133	0.4
75	Chattogram RWH	Hathazari	59,701	26,112	2.3	38,555	15,983	2.4	251	20	12.6	2,459	1,217	2.0	150	46	3.3

SL	Warehouse Name	Upazila Name	Condom			Shukhi			IUD			Injectables			Implant		
			CBL	AMD	MOS	CBL	AMD	MOS	CBL	AMD	MOS	CBL	AMD	MOS	CBL	AMD	MOS
76	Chattogram RWH	Khagrachhari Sadar	20,808	3,556	5.9	53,740	5,325	10.1	116	46	2.5	1,409	518	2.7	146	18	8.1
77	Chattogram RWH	Kutubdia	30,252	1,975	15.3	19,565	2,233	8.8	98	27	3.6	4,573	790	5.8	500	64	7.8
78	Chattogram RWH	Lakshmichhari	22,255	809	27.5	26,789	1,813	14.8	40	9	4.4	196	97	2.0	100	15	6.7
79	Chattogram RWH	Lohagara	20,626	6,080	3.4	342,764	6,861	50.0	59	14	4.2	2,232	1,185	1.9	150	26	5.8
80	Chattogram RWH	Mahalchhari	20,040	2,818	7.1	23,200	4,228	5.5	103	5	20.6	592	272	2.2	100	19	5.3
81	Chattogram RWH	Maheshkhali	15,044	6,298	2.4	35,165	14,952	2.4	113	34	3.3	3,395	3,013	1.1	128	68	1.9
82	Chattogram RWH	Manikchhari	20,528	1,171	17.5	23,535	1,633	14.4	118	2	59.0	1,168	394	3.0	150	46	3.3
83	Chattogram RWH	Matiranga	21,700	7,546	2.9	24,190	6,872	3.5	115	18	6.4	2,051	860	2.4	202	48	4.2
84	Chattogram RWH	Mirsharai	42,748	10,376	4.1	55,470	11,003	5.0	278	38	7.3	4,306	1,529	2.8	200	44	4.5
85	Chattogram RWH	Panchhari	10,648	2,534	4.2	10,180	4,173	2.4	83	4	20.8	400	184	2.2	100	30	3.3
86	Chattogram RWH	Panchlaish	64,444	30,577	2.1	27,301	9,365	2.9	291	104	2.8	5,142	2,168	2.4	312	108	2.9
87	Chattogram RWH	Patiya	21,400	15,041	1.4	24,005	14,421	1.7	160	116	1.4	1,810	1,808	1.0	0	89	0.0
88	Chattogram RWH	Pekua	16,800	7,685	2.2	199,040	7,152	27.8	35	32	1.1	3,924	2,600	1.5	100	42	2.4
89	Chattogram RWH	Ramgarh	42,436	3,342	12.7	25,595	4,117	6.2	81	4	20.3	597	180	3.3	50	21	2.4
90	Chattogram RWH	Ramu	61,268	8,962	6.8	77,060	6,161	12.5	199	57	3.5	4,710	1,823	2.6	300	67	4.5
91	Chattogram RWH	Rangunia	31,311	12,620	2.5	51,306	11,037	4.6	137	34	4.0	2,681	1,424	1.9	300	64	4.7
92	Chattogram RWH	Raozan	14,588	8,765	1.7	27,725	9,248	3.0	82	54	1.5	645	1,029	0.6	300	105	2.9
93	Chattogram RWH	Sandwip	31,642	9,093	3.5	52,475	11,055	4.7	211	13	16.2	3,306	1,337	2.5	310	78	4.0
94	Chattogram RWH	Satkania	28,360	9,420	3.0	34,620	8,002	4.3	84	19	4.4	749	623	1.2	50	77	0.6
95	Chattogram RWH	Sitakunda	31,793	11,509	2.8	26,055	8,342	3.1	160	32	5.0	1,742	1,159	1.5	100	45	2.2
96	Chattogram RWH	Teknaf	34,000	24,184	1.4	30,560	13,988	2.2	173	48	3.6	7,084	4,099	1.7	320	70	4.6
97	Chattogram RWH	Ukhia	10,658	6,339	1.7	34,365	5,447	6.3	84	45	1.9	2,215	1,185	1.9	105	62	1.7
98	Cumilla RWH	Akhaura	71,620	6,205	11.5	43,271	5,129	8.4	153	15	10.2	3,734	770	4.8	150	29	5.2
99	Cumilla RWH	Ashuganj	94,920	11,348	8.4	41,340	6,270	6.6	212	11	19.3	2,618	756	3.5	100	33	3.0
100	Cumilla RWH	Banchhampur	133,500	14,202	9.4	87,425	8,992	9.7	194	20	9.7	4,171	1,519	2.7	100	90	1.1

SL	Warehouse Name	Upazila Name	Condom			Shukhi			IUD			Injectables			Implant		
			CBL	AMD	MOS	CBL	AMD	MOS	CBL	AMD	MOS	CBL	AMD	MOS	CBL	AMD	MOS
101	Cumilla RWH	Barura	97,536	12,251	8.0	51,090	15,544	3.3	234	46	5.1	5,641	2,851	2.0	100	58	1.7
102	Cumilla RWH	Bijoynagar	119,208	11,251	10.6	55,141	8,221	6.7	211	12	17.6	3,159	1,360	2.3	200	88	2.3
103	Cumilla RWH	Brahman Para	66,040	8,082	8.2	66,105	7,320	9.0	164	29	5.7	2,678	786	3.4	111	49	2.3
104	Cumilla RWH	Brahmanbaria Sadar	144,200	25,537	5.6	113,335	10,447	10.8	317	62	5.1	5,592	2,073	2.7	50	80	0.6
105	Cumilla RWH	Burichang	138,578	21,409	6.5	92,260	15,605	5.9	192	29	6.6	3,567	1,628	2.2	110	61	1.8
106	Cumilla RWH	Chandina	107,289	11,796	9.1	79,191	13,330	5.9	170	32	5.3	7,228	2,630	2.7	150	32	4.7
107	Cumilla RWH	Chandpur Sadar	113,100	11,672	9.7	69,800	12,051	5.8	344	82	4.2	5,890	2,220	2.7	200	77	2.6
108	Cumilla RWH	Chauddagram	125,936	16,551	7.6	68,155	14,995	4.5	198	24	8.3	6,725	3,281	2.0	300	32	9.4
109	Cumilla RWH	Cumilla Adarsha Sadar	56,500	41,503	1.4	47,835	16,168	3.0	112	102	1.1	3,265	2,972	1.1	18	103	0.2
110	Cumilla RWH	Cumilla Sadar Dakshin	94,700	13,818	6.9	69,820	14,474	4.8	167	32	5.2	6,700	2,603	2.6	110	59	1.9
111	Cumilla RWH	Daudkandi	103,728	9,846	10.5	87,960	9,544	9.2	382	69	5.5	6,757	1,718	3.9	350	33	10.6
112	Cumilla RWH	Debidwar	153,000	15,588	9.8	76,735	14,796	5.2	203	146	1.4	7,437	2,698	2.8	300	57	5.3
113	Cumilla RWH	Faridganj	123,300	10,029	12.3	83,860	9,804	8.6	205	61	3.4	4,675	2,053	2.3	0	76	0.0
114	Cumilla RWH	Haim Char	41,300	3,212	12.9	43,335	4,015	10.8	127	17	7.5	2,160	415	5.2	100	24	4.2
115	Cumilla RWH	Hajiganj	89,800	5,536	16.2	67,475	9,811	6.9	358	36	9.9	4,238	1,717	2.5	10	32	0.3
116	Cumilla RWH	Homna	116,444	17,617	6.6	65,395	8,815	7.4	99	17	5.8	3,486	1,160	3.0	210	38	5.5
117	Cumilla RWH	Kachua	87,676	9,168	9.6	67,450	11,100	6.1	148	40	3.7	5,096	2,854	1.8	100	40	2.5
118	Cumilla RWH	Kasba	123,300	18,689	6.6	56,440	12,349	4.6	135	43	3.1	4,703	1,105	4.3	10	139	0.1
119	Cumilla RWH	Laksam	77,200	7,695	10.0	47,955	6,503	7.4	168	36	4.7	2,686	1,484	1.8	210	38	5.5
120	Cumilla RWH	Manoharganj	66,000	9,146	7.2	55,030	7,274	7.6	84	9	9.3	2,959	1,155	2.6	150	32	4.7
121	Cumilla RWH	Matlab Dakshin	62,100	6,538	9.5	56,092	6,666	8.4	320	14	22.9	3,758	1,633	2.3	200	29	6.9
122	Cumilla RWH	Matlab Uttar	78,500	10,981	7.1	55,130	11,223	4.9	232	51	4.5	4,331	1,114	3.9	110	73	1.5
123	Cumilla RWH	Meghna	40,300	4,733	8.5	34,825	3,904	8.9	140	14	10.0	2,358	682	3.5	100	36	2.8
124	Cumilla RWH	Muradnagar	178,058	26,439	6.7	83,835	15,837	5.3	160	41	3.9	3,518	2,647	1.3	200	81	2.5
125	Cumilla RWH	Nabinagar	170,845	20,113	8.5	78,473	13,887	5.7	116	27	4.3	4,729	1,593	3.0	350	88	4.0

SL	Warehouse Name	Upazila Name	Condom			Shukhi			IUD			Injectables			Implant		
			CBL	AMD	MOS	CBL	AMD	MOS	CBL	AMD	MOS	CBL	AMD	MOS	CBL	AMD	MOS
126	Cumilla RWH	Nangalkot	124,400	17,535	7.1	59,486	7,856	7.6	159	32	5.0	4,567	1,936	2.4	150	68	2.2
127	Cumilla RWH	Nasirnagar	69,192	8,089	8.6	62,600	11,856	5.3	120	10	12.0	2,906	1,006	2.9	100	60	1.7
128	Cumilla RWH	Sarail	91,100	12,374	7.4	68,540	8,826	7.8	140	9	15.6	4,131	1,467	2.8	50	55	0.9
129	Cumilla RWH	Shahrasti	67,600	4,061	16.6	70,025	6,223	11.3	114	15	7.6	3,966	1,892	2.1	120	34	3.5
130	Cumilla RWH	Titas	50,700	5,349	9.5	42,095	3,524	11.9	195	39	5.0	3,363	857	3.9	100	29	3.4
131	Dhaka CWH	Araihazar	27,348	13,254	2.1	54,100	21,352	2.5	138	22	6.3	4,513	2,121	2.1	0	46	0.0
132	Dhaka CWH	Bandar	76,587	35,494	2.2	47,085	15,758	3.0	72	21	3.4	4,437	2,139	2.1	180	40	4.5
133	Dhaka CWH	Belabo	16,260	7,625	2.1	19,780	7,169	2.8	54	9	6.0	1,414	710	2.0	200	43	4.7
134	Dhaka CWH	Daulatpur	25,524	11,086	2.3	53,720	9,168	5.9	64	9	7.1	2,221	1,034	2.1	50	49	1.0
135	Dhaka CWH	Dhamrai	70,236	23,648	3.0	46,556	21,606	2.2	291	94	3.1	4,168	1,365	3.1	300	43	7.0
136	Dhaka CWH	Dohar	26,356	11,640	2.3	15,395	6,380	2.4	88	8	11.0	1,046	490	2.1	150	36	4.2
137	Dhaka CWH	Gazaria	20,288	7,743	2.6	16,720	6,719	2.5	74	11	6.7	1,236	549	2.3	111	15	7.4
138	Dhaka CWH	Gazipur Sadar	97,956	40,972	2.4	36,435	20,511	1.8	205	49	4.2	4,082	1,861	2.2	300	50	6.0
139	Dhaka CWH	Ghior	19,764	8,106	2.4	41,900	5,100	8.2	52	6	8.7	1,038	460	2.3	572	26	22.0
140	Dhaka CWH	Harirampur	30,548	9,833	3.1	52,465	3,736	14.0	117	4	29.3	1,004	307	3.3	350	60	5.8
141	Dhaka CWH	Kaliakair	106,001	20,660	5.1	68,453	17,966	3.8	116	13	8.9	1,987	630	3.2	0	23	0.0
142	Dhaka CWH	Kaliganj	226,412	29,178	7.8	54,400	15,375	3.5	108	7	15.4	4,400	1,385	3.2	350	21	16.7
143	Dhaka CWH	Kapasias	36,240	16,656	2.2	37,715	13,039	2.9	96	7	13.7	1,194	572	2.1	300	36	8.3
144	Dhaka CWH	Keraniganj	81,600	41,215	2.0	26,620	23,018	1.2	218	67	3.3	5,939	2,804	2.1	200	76	2.6
145	Dhaka CWH	Lohajang	23,028	10,872	2.1	2,540	6,810	0.4	103	11	9.4	1,083	506	2.1	300	60	5.0
146	Dhaka CWH	Manikganj Sadar	49,500	22,078	2.2	25,800	8,980	2.9	91	15	6.1	1,822	859	2.1	0	73	0.0
147	Dhaka CWH	Manohardi	25,990	12,177	2.1	70,175	9,246	7.6	68	30	2.3	3,383	1,717	2.0	300	17	17.6
148	Dhaka CWH	Mirpur	7,800	158,446	0.0	47,695	36,683	1.3	1,080	336	3.2	21,725	10,000	2.2	800	252	3.2
149	Dhaka CWH	Munshiganj Sadar	53,724	25,647	2.1	72,902	15,550	4.7	129	20	6.5	2,790	1,356	2.1	300	24	12.5
150	Dhaka CWH	Narayanganj Sadar	141,415	69,449	2.0	79,265	46,314	1.7	87	39	2.2	13,650	6,744	2.0	345	106	3.3

SL	Warehouse Name	Upazila Name	Condom			Shukhi			IUD			Injectables			Implant		
			CBL	AMD	MOS	CBL	AMD	MOS	CBL	AMD	MOS	CBL	AMD	MOS	CBL	AMD	MOS
151	Dhaka CWH	Narsingdi Sadar	128,006	58,600	2.2	17,840	47,954	0.4	313	81	3.9	15,149	9,787	1.5	450	66	6.8
152	Dhaka CWH	Nawabganj	43,167	17,241	2.5	23,020	9,542	2.4	73	16	4.6	1,232	625	2.0	20	59	0.3
153	Dhaka CWH	Palash	41,700	11,859	3.5	24,055	10,820	2.2	64	16	4.0	2,030	962	2.1	380	25	15.2
154	Dhaka CWH	Roypura	93,888	44,647	2.1	65,535	22,120	3.0	178	70	2.5	8,279	3,752	2.2	400	37	10.8
155	Dhaka CWH	Rupganj	70,408	32,662	2.2	92,325	31,644	2.9	103	28	3.7	5,955	2,852	2.1	50	48	1.0
156	Dhaka CWH	Saturia	63,300	9,392	6.7	38,770	7,125	5.4	60	19	3.2	1,308	575	2.3	300	24	12.5
157	Dhaka CWH	Savar	126,100	69,346	1.8	44,230	29,991	1.5	325	95	3.4	8,774	3,871	2.3	300	48	6.3
158	Dhaka CWH	Serajdikhan	34,588	15,353	2.3	16,510	15,314	1.1	59	23	2.6	2,056	954	2.2	300	23	13.0
159	Dhaka CWH	Shibalaya	3,000	10,349	0.3	59	7,064	0.0	70	4	17.5	745	777	1.0	300	57	5.3
160	Dhaka CWH	Shibpur	41,380	17,676	2.3	36,595	13,761	2.7	110	8	13.8	3,385	1,586	2.1	100	38	2.6
161	Dhaka CWH	Singair	77,328	18,219	4.2	53,412	9,235	5.8	79	8	9.9	1,394	591	2.4	100	34	2.9
162	Dhaka CWH	Sonargaon	54,653	23,906	2.3	77,654	20,434	3.8	139	14	9.9	5,090	2,528	2.0	300	46	6.5
163	Dhaka CWH	Sreenagar	26,188	12,956	2.0	19,340	9,303	2.1	110	19	5.8	1,068	580	1.8	0	36	0.0
164	Dhaka CWH	Sreepur	48,960	24,302	2.0	43,200	23,303	1.9	90	18	5.0	3,842	1,676	2.3	350	54	6.5
165	Dhaka CWH	Tejgaon	419,400	174,643	2.4	251,160	85,095	3.0	820	436	1.9	31,850	11,862	2.7	1,100	393	2.8
166	Dhaka CWH	Tongi	58,104	25,734	2.3	35,525	8,783	4.0	154	44	3.5	1,437	643	2.2	250	42	6.0
167	Dhaka CWH	Tongibari	23,824	10,645	2.2	36,455	8,627	4.2	98	6	16.3	829	389	2.1	450	13	34.6
168	Dinajpur RWH	Atwari	12,610	3,004	4.2	33,215	5,512	6.0	143	5	28.6	1,170	834	1.4	50	27	1.9
169	Dinajpur RWH	Baliadangi	17,400	2,760	6.3	41,165	7,116	5.8	160	8	20.0	4,355	1,635	2.7	100	49	2.0
170	Dinajpur RWH	Biral	27,626	7,284	3.8	80,895	10,129	8.0	231	12	19.3	3,334	1,291	2.6	210	43	4.9
171	Dinajpur RWH	Birampur	12,600	6,005	2.1	32,090	5,819	5.5	74	14	5.3	787	241	3.3	50	41	1.2
172	Dinajpur RWH	Birganj	29,772	9,173	3.2	36,375	20,027	1.8	214	41	5.2	2,312	1,637	1.4	0	105	0.0
173	Dinajpur RWH	Bochaganj	21,658	4,809	4.5	35,679	8,826	4.0	104	25	4.2	3,158	613	5.2	0	82	0.0
174	Dinajpur RWH	Boda	20,700	6,938	3.0	52,650	16,215	3.2	171	8	21.4	4,154	2,268	1.8	50	112	0.4
175	Dinajpur RWH	Chirirbandar	10,574	6,724	1.6	45,145	14,585	3.1	207	12	17.3	3,092	1,169	2.6	0	87	0.0

SL	Warehouse Name	Upazila Name	Condom			Shukhi			IUD			Injectables			Implant		
			CBL	AMD	MOS	CBL	AMD	MOS	CBL	AMD	MOS	CBL	AMD	MOS	CBL	AMD	MOS
176	Dinajpur RWH	Debiganj	22,000	10,285	2.1	71,700	20,395	3.5	132	31	4.3	4,307	3,387	1.3	0	47	0.0
177	Dinajpur RWH	Dinajpur Sadar	49,800	21,474	2.3	87,545	15,707	5.6	238	25	9.5	3,544	1,844	1.9	20	199	0.1
178	Dinajpur RWH	Fulbari	13,524	7,729	1.7	48,565	6,630	7.3	144	16	9.0	506	237	2.1	110	75	1.5
179	Dinajpur RWH	Haripur	20,400	3,213	6.3	42,803	6,191	6.9	103	10	10.3	2,160	561	3.9	0	29	0.0
180	Dinajpur RWH	Kaharole	15,800	3,189	5.0	49,910	9,502	5.3	187	19	9.8	2,787	617	4.5	0	54	0.0
181	Dinajpur RWH	Khansama	22,728	3,903	5.8	39,400	13,523	2.9	222	11	20.2	2,356	1,153	2.0	100	64	1.6
182	Dinajpur RWH	Nawabganj	12,400	8,014	1.5	40,760	10,082	4.0	208	5	41.6	2,037	1,094	1.9	0	41	0.0
183	Dinajpur RWH	Panchagarh Sadar	26,400	10,202	2.6	39,320	13,196	3.0	97	11	8.8	4,926	2,205	2.2	0	48	0.0
184	Dinajpur RWH	Parbatipur	40,500	20,489	2.0	30,145	21,202	1.4	331	51	6.5	3,877	1,847	2.1	200	105	1.9
185	Dinajpur RWH	Pirganj	40,200	5,781	7.0	68,160	10,525	6.5	251	23	10.9	3,035	924	3.3	100	76	1.3
186	Dinajpur RWH	Ranisankail	28,168	4,640	6.1	36,180	12,125	3.0	144	7	20.6	2,239	957	2.3	5	37	0.1
187	Dinajpur RWH	Tentulia	10,884	5,112	2.1	20,657	6,301	3.3	127	16	7.9	3,389	474	7.1	0	46	0.0
188	Dinajpur RWH	Thakurgaon Sadar	52,800	15,429	3.4	71,720	25,726	2.8	220	29	7.6	11,889	5,497	2.2	10	91	0.1
189	Faridpur RWH	Alfadanga	114,644	6,966	16.5	10,750	3,521	3.1	44	5	8.8	1,644	432	3.8	150	31	4.8
190	Faridpur RWH	Baliakandi	303,374	22,045	13.8	44,260	11,046	4.0	143	8	17.9	2,916	1,104	2.6	200	38	5.3
191	Faridpur RWH	Bhanga	233,475	22,335	10.5	104,477	13,332	7.8	40	79	0.5	1,715	738	2.3	300	123	2.4
192	Faridpur RWH	Bhedarganj	35,440	6,817	5.2	29,260	8,129	3.6	116	20	5.8	5,631	1,440	3.9	200	26	7.7
193	Faridpur RWH	Boalmari	87,436	12,953	6.8	50,305	11,222	4.5	84	18	4.7	3,275	1,010	3.2	200	68	2.9
194	Faridpur RWH	Char Bhadrasan	20,256	4,066	5.0	10,065	2,190	4.6	100	14	7.1	750	140	5.4	150	29	5.2
195	Faridpur RWH	Damudya	37,044	3,760	9.9	30,020	2,559	11.7	25	4	6.3	1,649	263	6.3	50	17	2.9
196	Faridpur RWH	Faridpur Sadar	104,369	41,485	2.5	41,715	17,323	2.4	91	18	5.1	7,271	2,812	2.6	641	165	3.9
197	Faridpur RWH	Goalanda	376,680	18,226	20.7	67,165	5,734	11.7	49	4	12.3	4,424	1,208	3.7	100	39	2.6
198	Faridpur RWH	Gopalganj Sadar	74,938	25,605	2.9	39,205	13,398	2.9	171	23	7.4	2,548	994	2.6	250	74	3.4
199	Faridpur RWH	Gosairhat	335,276	7,514	44.6	30,230	5,722	5.3	73	19	3.8	3,859	818	4.7	300	24	12.5
200	Faridpur RWH	Kalkini	274,300	16,184	16.9	34,630	13,344	2.6	189	35	5.4	4,169	1,285	3.2	300	35	8.6

SL	Warehouse Name	Upazila Name	Condom			Shukhi			IUD			Injectables			Implant		
			CBL	AMD	MOS	CBL	AMD	MOS	CBL	AMD	MOS	CBL	AMD	MOS	CBL	AMD	MOS
201	Faridpur RWH	Kalukhali	63,904	8,313	7.7	31,155	8,403	3.7	375	3	125.0	1,992	636	3.1	200	22	9.1
202	Faridpur RWH	Kashiani	80,388	13,347	6.0	23,245	8,904	2.6	91	3	30.3	2,613	616	4.2	300	29	10.3
203	Faridpur RWH	Kotalipara	55,200	10,322	5.3	37,630	14,294	2.6	77	5	15.4	2,770	625	4.4	100	32	3.1
204	Faridpur RWH	Madaripur Sadar	50,936	16,054	3.2	15,825	17,898	0.9	202	51	4.0	9,238	3,406	2.7	100	58	1.7
205	Faridpur RWH	Madhukhali	280,076	18,003	15.6	33,345	15,844	2.1	231	30	7.7	4,263	1,249	3.4	200	46	4.3
206	Faridpur RWH	Muksudpur	148,560	19,749	7.5	137,445	20,373	6.7	60	8	7.5	8,109	1,675	4.8	200	67	3.0
207	Faridpur RWH	Nagarkanda	130,464	15,747	8.3	39,475	9,551	4.1	219	29	7.6	2,375	437	5.4	300	39	7.7
208	Faridpur RWH	Naria	333,875	7,847	42.5	29,710	7,959	3.7	111	13	8.5	2,954	480	6.2	50	44	1.1
209	Faridpur RWH	Pangsha	241,400	22,327	10.8	55,029	12,024	4.6	47	16	2.9	6,826	1,848	3.7	300	66	4.5
210	Faridpur RWH	Rajbari Sadar	93,632	25,446	3.7	45,150	12,129	3.7	183	101	1.8	5,636	1,922	2.9	100	134	0.7
211	Faridpur RWH	Rajoir	58,747	10,502	5.6	26,453	10,649	2.5	32	5	6.4	2,142	865	2.5	100	27	3.7
212	Faridpur RWH	Sadarpur	390,588	16,520	23.6	68,340	7,671	8.9	60	11	5.5	2,455	505	4.9	0	57	0.0
213	Faridpur RWH	Saltha	123,504	10,279	12.0	36,330	7,685	4.7	10	16	0.6	2,377	558	4.3	250	35	7.1
214	Faridpur RWH	Shariatpur Sadar	35,488	8,725	4.1	23,490	6,272	3.7	156	40	3.9	1,599	584	2.7	100	42	2.4
215	Faridpur RWH	Shib Char	44,284	16,139	2.7	26,385	13,203	2.0	79	25	3.2	5,409	1,466	3.7	50	31	1.6
216	Faridpur RWH	Tungipara	26,680	7,192	3.7	14,510	4,812	3.0	16	5	3.2	1,101	351	3.1	220	20	11.0
217	Faridpur RWH	Zanjira	296,569	13,467	22.0	34,431	6,639	5.2	152	13	11.7	3,099	595	5.2	250	44	5.7
218	Jamalpur RWH	Bakshiganj	36,800	12,612	2.9	27,205	8,618	3.2	33	3	11.0	2,528	940	2.7	250	22	11.4
219	Jamalpur RWH	Char Rajibpur	30,300	14,909	2.0	14,942	3,169	4.7	10	2	5.0	1,356	778	1.7	100	24	4.2
220	Jamalpur RWH	Dewanganj	58,880	22,395	2.6	67,200	14,737	4.6	44	8	5.5	5,850	2,528	2.3	300	115	2.6
221	Jamalpur RWH	Islampur	47,472	21,810	2.2	126,165	15,508	8.1	65	22	3.0	2,135	1,220	1.8	300	66	4.5
222	Jamalpur RWH	Jamalpur Sadar	86,600	39,504	2.2	63,900	38,376	1.7	109	23	4.7	9,000	4,279	2.1	200	71	2.8
223	Jamalpur RWH	Jhenaigati	28,375	11,919	2.4	34,140	15,940	2.1	85	6	14.2	3,869	1,444	2.7	270	44	6.1
224	Jamalpur RWH	Madarganj	29,300	9,410	3.1	27,400	10,347	2.6	55	11	5.0	2,250	626	3.6	200	65	3.1
225	Jamalpur RWH	Melandaha	59,400	23,940	2.5	23,760	17,467	1.4	92	22	4.2	5,250	2,199	2.4	300	49	6.1

SL	Warehouse Name	Upazila Name	Condom			Shukhi			IUD			Injectables			Implant		
			CBL	AMD	MOS	CBL	AMD	MOS	CBL	AMD	MOS	CBL	AMD	MOS	CBL	AMD	MOS
226	Jamalpur RWH	Nakla	20,784	11,732	1.8	63,120	11,696	5.4	68	13	5.2	2,972	1,172	2.5	200	46	4.3
227	Jamalpur RWH	Nalitabari	31,935	14,796	2.2	37,785	15,575	2.4	35	8	4.4	2,387	1,167	2.0	204	43	4.7
228	Jamalpur RWH	Raumari	39,300	18,253	2.2	38,160	9,059	4.2	69	12	5.8	2,623	1,236	2.1	150	29	5.2
229	Jamalpur RWH	Sarishabari	59,700	27,426	2.2	43,725	17,156	2.5	100	35	2.9	3,850	1,610	2.4	100	44	2.3
230	Jamalpur RWH	Sherpur Sadar	77,600	33,849	2.3	48,910	30,310	1.6	92	17	5.4	8,908	4,177	2.1	501	83	6.0
231	Jamalpur RWH	Sreebardi	30,740	14,683	2.1	74,980	15,174	4.9	77	6	12.8	1,257	616	2.0	150	54	2.8
232	Jashore RWH	Abhaynagar	47,196	15,677	3.0	40,800	9,730	4.2	204	5	40.8	3,135	1,525	2.1	100	32	3.1
233	Jashore RWH	Bagher Para	42,296	16,919	2.5	44,415	10,378	4.3	72	8	9.0	3,876	1,408	2.8	300	41	7.3
234	Jashore RWH	Chaugachha	43,500	21,108	2.1	37,925	9,841	3.9	44	11	4.0	1,715	825	2.1	353	50	7.1
235	Jashore RWH	Harinakunda	19,524	8,858	2.2	46,315	11,158	4.2	182	8	22.8	1,766	786	2.2	200	46	4.3
236	Jashore RWH	Jashore Sadar	114,200	73,614	1.6	58,845	33,882	1.7	197	39	5.1	17,040	7,460	2.3	200	57	3.5
237	Jashore RWH	Jhenaidah Sadar	59,055	21,321	2.8	69,315	14,330	4.8	286	47	6.1	3,700	1,751	2.1	200	58	3.4
238	Jashore RWH	Jhikargachha	40,800	19,147	2.1	29,505	9,666	3.1	110	19	5.8	2,600	1,229	2.1	55	25	2.2
239	Jashore RWH	Kalia	69,160	16,458	4.2	23,505	9,935	2.4	491	7	70.1	1,426	516	2.8	700	32	21.9
240	Jashore RWH	Kaliganj	36,800	16,396	2.2	51,910	12,353	4.2	112	4	28.0	1,528	725	2.1	400	23	17.4
241	Jashore RWH	Keshabpur	29,800	14,078	2.1	39,805	9,504	4.2	338	8	42.3	3,781	2,051	1.8	350	43	8.1
242	Jashore RWH	Kotchandpur	22,500	6,518	3.5	43,745	4,577	9.6	105	5	21.0	1,100	505	2.2	450	16	28.1
243	Jashore RWH	Lohagara	66,648	17,845	3.7	21,230	10,157	2.1	222	4	55.5	2,730	1,488	1.8	950	32	29.7
244	Jashore RWH	Magura Sadar	66,424	26,200	2.5	58,100	24,214	2.4	77	42	1.8	5,205	2,502	2.1	200	119	1.7
245	Jashore RWH	Maheshpur	37,180	10,949	3.4	57,778	8,503	6.8	211	17	12.4	3,600	1,926	1.9	300	42	7.1
246	Jashore RWH	Manirampur	66,500	25,597	2.6	307,520	16,729	18.4	244	11	22.2	12,349	5,387	2.3	200	42	4.8
247	Jashore RWH	Mohammadpur	27,420	8,357	3.3	36,615	8,711	4.2	73	10	7.3	1,686	730	2.3	300	29	10.3
248	Jashore RWH	Narail Sadar	59,916	22,616	2.6	32,165	15,524	2.1	318	10	31.8	5,559	1,637	3.4	500	33	15.2
249	Jashore RWH	Shailkupa	59,712	19,892	3.0	62,880	15,628	4.0	408	11	37.1	2,952	1,392	2.1	300	60	5.0
250	Jashore RWH	Shalikka	17,892	6,617	2.7	44,975	8,083	5.6	50	7	7.1	1,339	611	2.2	100	24	4.2

SL	Warehouse Name	Upazila Name	Condom			Shukhi			IUD			Injectables			Implant		
			CBL	AMD	MOS	CBL	AMD	MOS	CBL	AMD	MOS	CBL	AMD	MOS	CBL	AMD	MOS
251	Jashore RWH	Sharsha	62,040	30,953	2.0	41,285	12,396	3.3	48	9	5.3	4,715	2,384	2.0	100	42	2.4
252	Jashore RWH	Sreepur	45,096	9,077	5.0	48,380	7,068	6.8	111	8	13.9	1,174	541	2.2	250	26	9.6
253	Khulna RWH	Assasuni	50,700	13,573	3.7	71,845	22,922	3.1	32	5	6.4	3,300	1,466	2.3	200	29	6.9
254	Khulna RWH	Bagerhat Sadar	102,300	17,021	6.0	57,290	13,381	4.3	62	12	5.2	3,772	1,072	3.5	100	39	2.6
255	Khulna RWH	Batiaghata	329,100	11,087	29.7	200,950	9,389	21.4	43	6	7.2	1,840	657	2.8	100	30	3.3
256	Khulna RWH	Chitalmari	73,572	17,171	4.3	392,050	9,297	42.2	68	3	22.7	4,449	1,254	3.5	100	32	3.1
257	Khulna RWH	Dacope	16,876	5,906	2.9	333,460	7,811	42.7	59	9	6.6	1,783	473	3.8	100	73	1.4
258	Khulna RWH	Daulatpur	114,600	38,729	3.0	431,120	15,030	28.7	80	14	5.7	9,490	3,342	2.8	100	40	2.5
259	Khulna RWH	Debhata	120,600	11,989	10.1	130,010	7,490	17.4	138	3	46.0	3,335	412	8.1	250	13	19.2
260	Khulna RWH	Dumuria	459,900	26,219	17.5	411,415	21,707	19.0	159	24	6.6	8,681	2,024	4.3	300	84	3.6
261	Khulna RWH	Fakirhat	72,500	8,770	8.3	230,510	6,497	35.5	31	7	4.4	2,260	444	5.1	0	35	0.0
262	Khulna RWH	Kachua	52,553	5,004	10.5	107,885	4,148	26.0	20	9	2.2	2,228	426	5.2	200	18	11.1
263	Khulna RWH	Kalaroa	63,300	20,666	3.1	196,405	7,368	26.7	129	2	64.5	5,175	967	5.4	150	13	11.5
264	Khulna RWH	Kaliganj	118,200	24,139	4.9	256,860	19,448	13.2	74	4	18.5	5,389	1,341	4.0	200	29	6.9
265	Khulna RWH	Khulna Sadar	462,508	75,636	6.1	428,890	24,438	17.6	346	116	3.0	7,726	5,220	1.5	130	27	4.8
266	Khulna RWH	Koyra	948,300	13,240	71.6	238,855	17,900	13.3	115	18	6.4	3,496	630	5.5	200	85	2.4
267	Khulna RWH	Mollahat	114,444	9,528	12.0	317,200	9,160	34.6	49	4	12.3	2,703	468	5.8	200	54	3.7
268	Khulna RWH	Mongla	61,988	12,177	5.1	120,528	7,587	15.9	73	16	4.6	3,953	915	4.3	200	23	8.7
269	Khulna RWH	Morrelganj	87,600	13,656	6.4	550,165	14,802	37.2	254	67	3.8	7,381	1,380	5.3	300	72	4.2
270	Khulna RWH	Paikgachha	444,300	13,294	33.4	379,680	16,367	23.2	63	16	3.9	5,250	853	6.2	200	55	3.6
271	Khulna RWH	Phultala	84,000	11,492	7.3	620,715	4,330	143.4	155	38	4.1	2,585	534	4.8	200	59	3.4
272	Khulna RWH	Rampal	70,400	12,361	5.7	73,980	8,945	8.3	120	12	10.0	2,270	371	6.1	200	22	9.1
273	Khulna RWH	Rupsa	53,500	13,021	4.1	87,720	9,069	9.7	165	14	11.8	2,073	373	5.6	100	30	3.3
274	Khulna RWH	Sarankhola	50,800	8,096	6.3	182,850	5,972	30.6	50	5	10.0	2,219	900	2.5	200	32	6.3
275	Khulna RWH	Satkhira Sadar	138,000	41,457	3.3	151,195	18,058	8.4	92	18	5.1	7,296	3,364	2.2	300	29	10.3

SL	Warehouse Name	Upazila Name	Condom			Shukhi			IUD			Injectables			Implant		
			CBL	AMD	MOS	CBL	AMD	MOS	CBL	AMD	MOS	CBL	AMD	MOS	CBL	AMD	MOS
276	Khulna RWH	Shyamnagar	96,428	18,010	5.4	288,000	20,552	14.0	82	7	11.7	3,526	825	4.3	200	28	7.1
277	Khulna RWH	Tala	205,068	16,758	12.2	420,510	15,936	26.4	187	43	4.3	4,805	2,021	2.4	200	23	8.7
278	Khulna RWH	Terokhada	67,000	14,037	4.8	338,025	7,133	47.4	73	5	14.6	1,582	326	4.9	150	35	4.3
279	Kushtia RWH	Alamdanga	32,200	13,943	2.3	30,015	13,445	2.2	51	8	6.4	3,650	1,969	1.9	300	46	6.5
280	Kushtia RWH	Bheramara	28,208	13,859	2.0	24,890	7,972	3.1	30	8	3.8	2,171	1,004	2.2	300	27	11.1
281	Kushtia RWH	Chuadanga Sadar	54,600	22,815	2.4	29,370	9,684	3.0	48	12	4.0	5,686	2,974	1.9	400	33	12.1
282	Kushtia RWH	Damurhuda	40,972	17,165	2.4	24,426	10,187	2.4	56	13	4.3	6,801	2,739	2.5	50	41	1.2
283	Kushtia RWH	Daulatpur	78,300	40,514	1.9	54,750	20,233	2.7	12	4	3.0	6,213	3,492	1.8	300	21	14.3
284	Kushtia RWH	Gangni	46,894	22,554	2.1	22,870	10,715	2.1	40	6	6.7	7,343	4,218	1.7	50	26	1.9
285	Kushtia RWH	Jiban Nagar	15,000	5,499	2.7	16,540	5,571	3.0	90	14	6.4	2,320	1,113	2.1	0	38	0.0
286	Kushtia RWH	Khoksa	32,700	14,962	2.2	24,100	8,711	2.8	30	1	30.0	709	313	2.3	300	15	20.0
287	Kushtia RWH	Kumarkhali	43,082	21,481	2.0	32,653	10,066	3.2	94	6	15.7	2,614	1,198	2.2	250	68	3.7
288	Kushtia RWH	Kushtia Sadar	78,800	38,382	2.1	48,815	23,791	2.1	137	38	3.6	7,294	4,053	1.8	294	101	2.9
289	Kushtia RWH	Meherpur Sadar	48,912	23,344	2.1	24,290	7,161	3.4	45	10	4.5	5,112	2,574	2.0	80	22	3.6
290	Kushtia RWH	Mirpur	55,100	26,941	2.0	42,950	14,745	2.9	26	2	13.0	3,912	1,891	2.1	500	24	20.8
291	Kushtia RWH	Mujib Nagar	15,724	6,537	2.4	9,210	2,192	4.2	23	4	5.8	1,992	932	2.1	60	12	5.0
292	Mymensingh RWH	Atpara	88,470	5,381	16.4	153,275	8,417	18.2	154	5	30.8	1,363	674	2.0	101	33	3.1
293	Mymensingh RWH	Austagram	55,500	12,829	4.3	37,485	10,809	3.5	130	19	6.8	2,163	1,174	1.8	200	14	14.3
294	Mymensingh RWH	Bajitpur	115,540	14,211	8.1	125,110	13,614	9.2	78	8	9.8	1,416	659	2.1	300	18	16.7
295	Mymensingh RWH	Barhatta	77,800	10,107	7.7	25,060	13,108	1.9	138	3	46.0	2,948	1,422	2.1	400	66	6.1
296	Mymensingh RWH	Bhairab	58,400	22,149	2.6	141,030	14,146	10.0	76	11	6.9	3,156	1,567	2.0	200	65	3.1
297	Mymensingh RWH	Bhaluka	388,200	30,394	12.8	136,800	28,855	4.7	158	62	2.5	3,348	1,719	1.9	200	53	3.8
298	Mymensingh RWH	Dharampasha	104,044	18,338	5.7	217,010	16,659	13.0	119	14	8.5	3,667	1,727	2.1	300	134	2.2
299	Mymensingh RWH	Dhobaura	63,000	11,789	5.3	138,125	12,282	11.2	201	6	33.5	2,750	1,181	2.3	170	23	7.4
300	Mymensingh RWH	Durgapur	77,000	20,419	3.8	104,640	16,172	6.5	111	13	8.5	4,936	2,430	2.0	200	39	5.1

SL	Warehouse Name	Upazila Name	Condom			Shukhi			IUD			Injectables			Implant		
			CBL	AMD	MOS	CBL	AMD	MOS	CBL	AMD	MOS	CBL	AMD	MOS	CBL	AMD	MOS
301	Mymensingh RWH	Fulbaria	99,900	20,897	4.8	80,125	37,094	2.2	144	44	3.3	2,875	1,371	2.1	200	42	4.8
302	Mymensingh RWH	Gaffargaon	127,224	28,778	4.4	107,680	24,421	4.4	79	17	4.6	4,095	2,023	2.0	300	67	4.5
303	Mymensingh RWH	Gauripur	127,992	10,567	12.1	293,680	19,122	15.4	110	11	10.0	3,519	1,653	2.1	200	43	4.7
304	Mymensingh RWH	Haluaghat	114,304	13,105	8.7	247,000	20,371	12.1	61	18	3.4	2,961	1,349	2.2	200	39	5.1
305	Mymensingh RWH	Hossainpur	98,100	9,266	10.6	240,980	10,091	23.9	90	11	8.2	1,417	854	1.7	200	49	4.1
306	Mymensingh RWH	Ishwarganj	130,596	16,933	7.7	73,720	39,881	1.8	151	4	37.8	3,692	1,839	2.0	200	40	5.0
307	Mymensingh RWH	Itna	29,324	6,746	4.3	27,050	8,237	3.3	141	4	35.3	336	213	1.6	100	32	3.1
308	Mymensingh RWH	Kalmakanda	32,940	23,405	1.4	85,875	19,916	4.3	75	3	25.0	1,056	1,156	0.9	150	47	3.2
309	Mymensingh RWH	Karimganj	95,268	11,898	8.0	184,755	15,959	11.6	150	14	10.7	1,605	766	2.1	200	87	2.3
310	Mymensingh RWH	Katiadi	90,240	12,908	7.0	158,723	12,475	12.7	110	23	4.8	2,567	1,154	2.2	250	59	4.2
311	Mymensingh RWH	Kendua	120,296	14,437	8.3	153,070	23,683	6.5	167	9	18.6	2,591	1,221	2.1	26	67	0.4
312	Mymensingh RWH	Khaliajuri	41,352	5,358	7.7	27,530	5,551	5.0	100	2	50.0	804	413	1.9	100	33	3.0
313	Mymensingh RWH	Kishoreganj Sadar	56,256	23,787	2.4	19,070	17,237	1.1	280	74	3.8	3,876	1,856	2.1	400	64	6.3
314	Mymensingh RWH	Kuliar Char	108,700	10,960	9.9	170,975	8,109	21.1	80	5	16.0	1,551	780	2.0	100	51	2.0
315	Mymensingh RWH	Madan	89,647	9,631	9.3	34,522	11,067	3.1	219	6	36.5	1,386	646	2.1	142	65	2.2
316	Mymensingh RWH	Mithamain	50,616	8,586	5.9	26,455	6,259	4.2	50	7	7.1	546	219	2.5	100	29	3.4
317	Mymensingh RWH	Mohanganj	72,800	6,706	10.9	23,150	11,002	2.1	66	11	6.0	1,946	953	2.0	100	52	1.9
318	Mymensingh RWH	Muktagachha	62,712	22,914	2.7	75,020	28,831	2.6	86	10	8.6	3,759	1,962	1.9	250	59	4.2
319	Mymensingh RWH	Mymensingh Sadar	110,300	43,331	2.5	44,560	45,569	1.0	346	70	4.9	6,698	3,273	2.0	250	173	1.4
320	Mymensingh RWH	Nandail	135,394	13,850	9.8	76,200	41,187	1.9	95	25	3.8	5,298	2,322	2.3	200	38	5.3
321	Mymensingh RWH	Netrakona Sadar	55,871	18,728	3.0	16,034	25,472	0.6	164	8	20.5	4,189	2,386	1.8	300	75	4.0
322	Mymensingh RWH	Nikli	76,152	4,776	15.9	43,560	5,339	8.2	77	22	3.5	1,109	441	2.5	100	40	2.5
323	Mymensingh RWH	Pakundia	123,780	8,605	14.4	68,710	9,779	7.0	119	15	7.9	1,482	690	2.1	150	77	1.9
324	Mymensingh RWH	Phulpur	97,900	18,394	5.3	115,170	43,315	2.7	220	64	3.4	4,457	2,545	1.8	250	116	2.2
325	Mymensingh RWH	Purbadhala	100,700	14,213	7.1	135,246	20,567	6.6	46	5	9.2	4,822	2,014	2.4	205	73	2.8

SL	Warehouse Name	Upazila Name	Condom			Shukhi			IUD			Injectables			Implant		
			CBL	AMD	MOS	CBL	AMD	MOS	CBL	AMD	MOS	CBL	AMD	MOS	CBL	AMD	MOS
326	Mymensingh RWH	Tarail	77,912	12,735	6.1	109,620	10,005	11.0	60	21	2.9	1,696	720	2.4	150	45	3.3
327	Mymensingh RWH	Trishal	97,728	28,178	3.5	12,060	35,971	0.3	104	27	3.9	3,177	1,596	2.0	200	56	3.6
328	Noakhali RWH	Begumganj	21,500	20,544	1.0	18,755	12,863	1.5	154	65	2.4	1,753	1,682	1.0	10	97	0.1
329	Noakhali RWH	Chatkhil	12,900	3,825	3.4	11,894	3,619	3.3	53	22	2.4	703	774	0.9	1	41	0.0
330	Noakhali RWH	Chhagalnaiya	21,500	7,172	3.0	19,200	6,223	3.1	122	14	8.7	1,562	999	1.6	10	25	0.4
331	Noakhali RWH	Companiganj	27,812	8,470	3.3	17,930	6,377	2.8	60	9	6.7	2,543	1,236	2.1	0	55	0.0
332	Noakhali RWH	Daganbhuiyan	24,348	11,844	2.1	13,905	5,628	2.5	66	10	6.6	2,097	910	2.3	50	32	1.6
333	Noakhali RWH	Feni Sadar	57,300	33,532	1.7	25,564	14,607	1.8	501	129	3.9	6,560	3,433	1.9	450	118	3.8
334	Noakhali RWH	Fulgazi	18,732	5,427	3.5	15,030	3,147	4.8	75	18	4.2	1,511	387	3.9	150	12	12.5
335	Noakhali RWH	Hatiya	18,636	18,537	1.0	15,739	17,366	0.9	244	62	3.9	105	3,087	0.0	0	194	0.0
336	Noakhali RWH	Kabirhat	11,202	7,176	1.6	13,325	5,410	2.5	95	14	6.8	400	1,223	0.3	5	47	0.1
337	Noakhali RWH	Kamalnagar	20,532	6,205	3.3	15,679	5,526	2.8	139	44	3.2	7,577	3,561	2.1	5	50	0.1
338	Noakhali RWH	Lakshmipur Sadar	16,028	12,686	1.3	3,690	11,693	0.3	140	35	4.0	3,976	5,745	0.7	206	49	4.2
339	Noakhali RWH	Noakhali Sadar	4,356	22,557	0.2	6,230	11,730	0.5	130	49	2.7	2,469	2,777	0.9	200	110	1.8
340	Noakhali RWH	Parshuram	22,131	5,904	3.7	13,575	3,855	3.5	93	13	7.2	1,641	477	3.4	100	19	5.3
341	Noakhali RWH	Ramganj	30,896	5,394	5.7	39,705	4,825	8.2	142	12	11.8	622	1,351	0.5	0	34	0.0
342	Noakhali RWH	Ramgati	64,411	4,007	16.1	15,457	5,491	2.8	112	21	5.3	4,876	3,183	1.5	0	58	0.0
343	Noakhali RWH	Roypur	22,820	3,273	7.0	33,320	6,680	5.0	152	39	3.9	3,867	1,247	3.1	100	33	3.0
344	Noakhali RWH	Senbagh	18,300	7,954	2.3	18,365	6,230	2.9	71	25	2.8	2,461	1,309	1.9	0	52	0.0
345	Noakhali RWH	Sonagazi	16,136	12,331	1.3	17,640	8,750	2.0	160	26	6.2	2,200	2,361	0.9	300	24	12.5
346	Noakhali RWH	Sonaimuri	11,800	7,879	1.5	8,485	5,346	1.6	83	12	6.9	1,434	1,617	0.9	1	44	0.0
347	Noakhali RWH	Subarnachar	33,500	11,235	3.0	25,075	7,490	3.3	95	19	5.0	4,063	1,214	3.3	100	97	1.0
348	Pabna RWH	Atgharia	85,700	10,438	8.2	57,720	9,511	6.1	140	10	14.0	4,912	437	11.2	50	33	1.5
349	Pabna RWH	Belkuchi	162,700	46,699	3.5	34,048	23,929	1.4	200	9	22.2	10,459	2,276	4.6	100	10	10.0
350	Pabna RWH	Bera	301,600	10,543	28.6	201,345	12,728	15.8	290	61	4.8	9,973	1,285	7.8	205	24	8.5

SL	Warehouse Name	Upazila Name	Condom			Shukhi			IUD			Injectables			Implant		
			CBL	AMD	MOS	CBL	AMD	MOS	CBL	AMD	MOS	CBL	AMD	MOS	CBL	AMD	MOS
351	Pabna RWH	Bhangura	205,180	7,043	29.1	127,365	4,802	26.5	139	5	27.8	2,647	137	19.3	110	22	5.0
352	Pabna RWH	Chatmohar	167,692	32,887	5.1	51,030	26,646	1.9	380	22	17.3	6,657	1,359	4.9	150	27	5.6
353	Pabna RWH	Faridpur	214,900	6,852	31.4	114,640	6,036	19.0	144	10	14.4	5,490	939	5.8	200	32	6.3
354	Pabna RWH	Ishwardi	148,560	25,975	5.7	121,892	16,081	7.6	232	13	17.8	7,786	1,180	6.6	400	63	6.3
355	Pabna RWH	Kamarkhanda	92,494	12,886	7.2	51,255	8,866	5.8	169	21	8.0	6,681	1,032	6.5	100	19	5.3
356	Pabna RWH	Kazipur	132,400	34,450	3.8	108,319	14,255	7.6	300	74	4.1	15,280	2,414	6.3	300	77	3.9
357	Pabna RWH	Pabna Sadar	148,044	37,104	4.0	37,590	28,565	1.3	355	89	4.0	18,200	4,987	3.6	300	77	3.9
358	Pabna RWH	Royganj	138,400	18,974	7.3	72,280	21,046	3.4	111	26	4.3	8,564	1,533	5.6	100	10	10.0
359	Pabna RWH	Santhia	84,500	18,642	4.5	58,930	17,563	3.4	182	13	14.0	14,400	2,566	5.6	205	23	8.9
360	Pabna RWH	Shahjadpur	285,812	36,707	7.8	212,305	23,519	9.0	525	109	4.8	24,988	4,503	5.5	301	126	2.4
361	Pabna RWH	Sirajganj Sadar	115,200	44,684	2.6	43,890	26,929	1.6	230	50	4.6	20,400	4,318	4.7	200	48	4.2
362	Pabna RWH	Sujanagar	361,848	15,958	22.7	111,670	11,719	9.5	266	19	14.0	10,273	1,961	5.2	200	48	4.2
363	Pabna RWH	Tarash	202,200	15,273	13.2	71,550	15,712	4.6	376	43	8.7	7,078	1,249	5.7	250	24	10.4
364	Pabna RWH	Ullah Para	195,100	57,793	3.4	94,380	35,386	2.7	391	140	2.8	17,846	5,607	3.2	150	32	4.7
365	Patuakhali RWH	Amtali	26,188	11,026	2.4	36,530	17,037	2.1	30	4	7.5	3,526	1,741	2.0	200	118	1.7
366	Patuakhali RWH	Bamna	7,800	3,161	2.5	9,140	4,167	2.2	44	4	11.0	514	193	2.7	200	48	4.2
367	Patuakhali RWH	Barguna Sadar	15,356	8,194	1.9	30,950	12,509	2.5	120	31	3.9	5,400	3,163	1.7	150	79	1.9
368	Patuakhali RWH	Bauphal	20,200	8,565	2.4	23,280	14,669	1.6	160	40	4.0	4,120	2,215	1.9	100	72	1.4
369	Patuakhali RWH	Betagi	9,100	4,198	2.2	16,895	5,024	3.4	65	6	10.8	1,190	614	1.9	50	16	3.1
370	Patuakhali RWH	Dashmina	10,258	4,088	2.5	17,150	6,513	2.6	90	11	8.2	1,843	906	2.0	0	69	0.0
371	Patuakhali RWH	Dumki	10,368	3,562	2.9	6,355	2,873	2.2	45	7	6.4	791	377	2.1	50	18	2.8
372	Patuakhali RWH	Galachipa	28,148	13,995	2.0	37,025	21,245	1.7	50	27	1.9	6,960	3,813	1.8	50	108	0.5
373	Patuakhali RWH	Kalapara	16,946	8,952	1.9	33,710	15,174	2.2	55	20	2.8	5,860	3,005	2.0	125	47	2.7
374	Patuakhali RWH	Mirzaganj	13,044	6,087	2.1	20,270	6,282	3.2	15	3	5.0	1,233	574	2.1	450	22	20.5
375	Patuakhali RWH	Patharghata	15,756	6,289	2.5	15,610	8,564	1.8	45	11	4.1	2,894	1,241	2.3	225	32	7.0

SL	Warehouse Name	Upazila Name	Condom			Shukhi			IUD			Injectables			Implant		
			CBL	AMD	MOS	CBL	AMD	MOS	CBL	AMD	MOS	CBL	AMD	MOS	CBL	AMD	MOS
376	Patuakhali RWH	Patuakhali Sadar	26,556	14,269	1.9	31,568	14,370	2.2	185	83	2.2	6,303	3,271	1.9	230	76	3.0
377	Rajshahi RWH	Bagatipara	49,836	16,651	3.0	28,690	6,609	4.3	35	5	7.0	722	333	2.2	150	36	4.2
378	Rajshahi RWH	Bagha	50,400	25,506	2.0	50,035	8,635	5.8	94	3	31.3	2,154	1,457	1.5	100	29	3.4
379	Rajshahi RWH	Baghmara	94,900	38,117	2.5	6,440	21,732	0.3	117	30	3.9	3,802	1,810	2.1	500	51	9.8
380	Rajshahi RWH	Baraigram	112,500	14,405	7.8	59,340	10,005	5.9	96	25	3.8	2,580	1,186	2.2	220	43	5.1
381	Rajshahi RWH	Bholahat	8,472	7,462	1.1	14,790	4,868	3.0	50	2	25.0	727	515	1.4	50	19	2.6
382	Rajshahi RWH	Boalia	118,800	44,003	2.7	23,520	4,997	4.7	162	20	8.1	4,160	1,614	2.6	220	80	2.8
383	Rajshahi RWH	Chapai Nababganj Sadar	51,000	41,158	1.2	32,370	15,549	2.1	165	47	3.5	3,320	2,655	1.3	50	32	1.6
384	Rajshahi RWH	Charghat	34,500	22,029	1.6	56,215	9,855	5.7	67	13	5.2	850	510	1.7	50	47	1.1
385	Rajshahi RWH	Durgapur	22,812	15,991	1.4	63,215	7,129	8.9	90	4	22.5	421	333	1.3	50	16	3.1
386	Rajshahi RWH	Godagari	59,700	46,383	1.3	36,010	17,380	2.1	97	9	10.8	4,559	2,619	1.7	200	29	6.9
387	Rajshahi RWH	Gomastapur	29,100	23,881	1.2	672	10,330	0.1	71	12	5.9	1,619	870	1.9	2	19	0.1
388	Rajshahi RWH	Gurudaspur	92,492	30,169	3.1	50,285	14,307	3.5	113	5	22.6	2,566	1,395	1.8	275	34	8.1
389	Rajshahi RWH	Lalpur	48,424	19,916	2.4	52,490	14,671	3.6	57	11	5.2	3,003	1,460	2.1	15	56	0.3
390	Rajshahi RWH	Mohanpur	43,114	17,695	2.4	29,235	5,840	5.0	30	1	30.0	1,840	1,480	1.2	425	31	13.7
391	Rajshahi RWH	Nachole	15,900	10,306	1.5	18,010	4,960	3.6	15	3	5.0	875	714	1.2	110	14	7.9
392	Rajshahi RWH	Natore Sadar	80,604	32,968	2.4	34,400	15,003	2.3	147	25	5.9	3,083	1,184	2.6	320	80	4.0
393	Rajshahi RWH	Paba	64,800	37,975	1.7	37,200	10,290	3.6	57	2	28.5	3,685	3,039	1.2	110	13	8.5
394	Rajshahi RWH	Puthia	60,244	30,712	2.0	33,150	13,283	2.5	25	6	4.2	1,846	905	2.0	100	33	3.0
395	Rajshahi RWH	Shibganj	79,200	44,467	1.8	30,000	19,636	1.5	70	11	6.4	3,900	1,809	2.2	100	61	1.6
396	Rajshahi RWH	Singra	66,922	25,461	2.6	45,130	16,542	2.7	68	20	3.4	3,196	1,395	2.3	350	87	4.0
397	Rajshahi RWH	Tanore	67,800	19,131	3.5	11,280	13,719	0.8	110	8	13.8	1,117	848	1.3	170	99	1.7
398	Rangamati RWH	Baghaichhari	36,108	8,987	4.0	22,515	6,018	3.7	135	3	45.0	1,919	308	6.2	70	19	3.7
399	Rangamati RWH	Barkal	21,700	3,875	5.6	16,550	3,298	5.0	21	2	10.5	1,869	309	6.0	122	6	20.3
400	Rangamati RWH	Belai Chhari	16,713	1,575	10.6	11,943	2,318	5.2	49	2	24.5	768	127	6.0	20	19	1.1

SL	Warehouse Name	Upazila Name	Condom			Shukhi			IUD			Injectables			Implant		
			CBL	AMD	MOS	CBL	AMD	MOS	CBL	AMD	MOS	CBL	AMD	MOS	CBL	AMD	MOS
401	Rangamati RWH	Jurai Chhari	11,580	2,127	5.4	10,995	2,065	5.3	26	3	8.7	963	158	6.1	100	18	5.6
402	Rangamati RWH	Kaptai	21,000	4,590	4.6	10,620	2,466	4.3	43	2	21.5	1,423	351	4.1	120	27	4.4
403	Rangamati RWH	Kawkhali (betbunia)	28,700	2,296	12.5	13,783	2,366	5.8	13	5	2.6	1,936	348	5.6	112	36	3.1
404	Rangamati RWH	Langadu	38,184	4,549	8.4	30,453	3,828	8.0	44	10	4.4	1,680	425	4.0	100	31	3.2
405	Rangamati RWH	Naniarchar	28,776	4,520	6.4	18,530	3,958	4.7	50	3	16.7	834	209	4.0	100	14	7.1
406	Rangamati RWH	Rajasthali	20,983	1,046	20.1	14,330	1,315	10.9	65	2	32.5	953	78	12.2	100	16	6.3
407	Rangamati RWH	Rangamati Sadar	47,368	7,812	6.1	30,255	6,342	4.8	144	46	3.1	2,706	523	5.2	235	39	6.0
408	Rangpur RWH	Aditmari	348,800	12,235	28.5	438,213	15,405	28.4	182	97	1.9	5,986	2,995	2.0	250	54	4.6
409	Rangpur RWH	Badarganj	238,392	11,557	20.6	257,581	17,713	14.5	90	42	2.1	4,310	2,052	2.1	200	54	3.7
410	Rangpur RWH	Bhurungamari	264,573	13,120	20.2	598,707	18,493	32.4	54	30	1.8	6,913	3,679	1.9	150	31	4.8
411	Rangpur RWH	Chilmari	270,368	12,700	21.3	365,695	9,321	39.2	37	12	3.1	2,047	1,133	1.8	210	76	2.8
412	Rangpur RWH	Dimla	289,244	6,985	41.4	503,570	18,456	27.3	121	41	3.0	3,339	1,921	1.7	300	70	4.3
413	Rangpur RWH	Domar	139,200	6,170	22.6	307,592	13,761	22.4	51	11	4.6	4,879	2,148	2.3	105	34	3.1
414	Rangpur RWH	Fulchhari	55,820	20,135	2.8	7,070	11,331	0.6	38	25	1.5	5,267	2,762	1.9	200	22	9.1
415	Rangpur RWH	Gaibandha Sadar	37,786	17,094	2.2	25,414	23,421	1.1	54	17	3.2	7,337	3,858	1.9	0	71	0.0
416	Rangpur RWH	Gangachara	257,640	14,658	17.6	303,320	19,072	15.9	161	52	3.1	12,274	4,166	2.9	200	60	3.3
417	Rangpur RWH	Gobindaganj	700,136	45,484	15.4	75,520	31,575	2.4	59	20	3.0	7,366	3,679	2.0	364	45	8.1
418	Rangpur RWH	Hatibandha	286,204	9,506	30.1	377,770	11,780	32.1	81	30	2.7	4,568	2,157	2.1	50	64	0.8
419	Rangpur RWH	Jaldhaka	281,784	14,562	19.4	113,235	23,316	4.9	91	32	2.8	7,196	3,799	1.9	200	56	3.6
420	Rangpur RWH	Kaliganj	307,112	6,129	50.1	368,685	11,790	31.3	135	60	2.3	2,465	1,424	1.7	100	33	3.0
421	Rangpur RWH	Kaunia	188,900	10,624	17.8	659,755	10,581	62.4	21	11	1.9	5,513	3,012	1.8	0	36	0.0
422	Rangpur RWH	Kishoreganj	303,400	5,491	55.3	484,720	16,193	29.9	85	47	1.8	3,625	1,583	2.3	0	47	0.0
423	Rangpur RWH	Kurigram Sadar	25,148	11,045	2.3	25,390	11,011	2.3	79	28	2.8	5,711	2,570	2.2	150	42	3.6
424	Rangpur RWH	Lalmonirhat Sadar	20,868	9,399	2.2	28,280	15,134	1.9	40	15	2.7	5,889	3,103	1.9	50	54	0.9
425	Rangpur RWH	Mitha Pukur	264,300	16,497	16.0	501,645	20,606	24.3	38	6	6.3	5,347	2,452	2.2	50	48	1.0

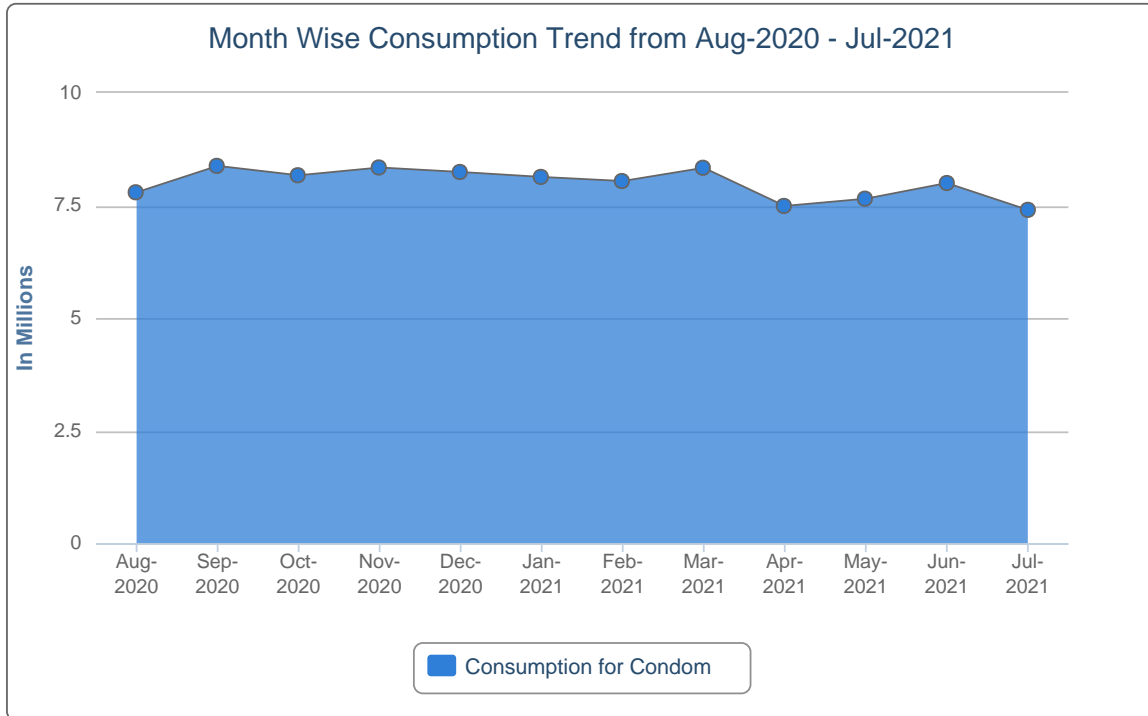
SL	Warehouse Name	Upazila Name	Condom			Shukhi			IUD			Injectables			Implant		
			CBL	AMD	MOS	CBL	AMD	MOS	CBL	AMD	MOS	CBL	AMD	MOS	CBL	AMD	MOS
426	Rangpur RWH	Nageshwari	245,099	14,224	17.2	566,985	30,003	18.9	62	24	2.6	10,229	5,242	2.0	100	43	2.3
427	Rangpur RWH	Nilphamari Sadar	24,551	9,338	2.6	6,490	28,117	0.2	104	44	2.4	5,983	3,245	1.8	50	64	0.8
428	Rangpur RWH	Palashbari	20,104	8,501	2.4	25,694	15,921	1.6	31	7	4.4	5,076	2,111	2.4	200	62	3.2
429	Rangpur RWH	Patgram	249,348	6,295	39.6	303,360	13,372	22.7	51	4	12.8	4,078	2,098	1.9	150	13	11.5
430	Rangpur RWH	Phulbari	306,400	6,285	48.8	323,170	13,565	23.8	162	78	2.1	5,584	2,715	2.1	100	40	2.5
431	Rangpur RWH	Pirgachha	40,500	16,098	2.5	49,840	16,460	3.0	170	69	2.5	7,650	3,107	2.5	200	64	3.1
432	Rangpur RWH	Pirganj	388,948	18,760	20.7	279,100	27,229	10.3	108	41	2.6	4,700	2,208	2.1	400	58	6.9
433	Rangpur RWH	Rajarhat	13,103	6,731	1.9	26,365	12,049	2.2	66	27	2.4	3,557	2,060	1.7	100	42	2.4
434	Rangpur RWH	Rangpur Sadar	53,400	26,244	2.0	49,095	28,402	1.7	106	40	2.7	7,765	3,646	2.1	0	142	0.0
435	Rangpur RWH	Sadullapur	95,628	19,311	5.0	103,100	20,544	5.0	139	47	3.0	8,750	3,936	2.2	400	65	6.2
436	Rangpur RWH	Saghata	49,136	9,620	5.1	10,920	19,580	0.6	53	11	4.8	5,201	1,569	3.3	200	28	7.1
437	Rangpur RWH	Saidpur	20,122	11,828	1.7	21,985	9,662	2.3	43	4	10.8	2,683	1,489	1.8	400	17	23.5
438	Rangpur RWH	Sundarganj	113,688	31,105	3.7	272,190	41,723	6.5	172	83	2.1	18,310	8,462	2.2	300	179	1.7
439	Rangpur RWH	Taraganj	323,256	9,112	35.5	615,545	9,027	68.2	32	5	6.4	2,674	1,068	2.5	200	102	2.0
440	Rangpur RWH	Ulipur	219,656	22,973	9.6	4,105	30,264	0.1	65	15	4.3	7,001	3,354	2.1	50	47	1.1
441	Sylhet RWH	Ajmiriganj	48,000	6,309	7.6	1,270	7,022	0.2	55	7	7.9	1,926	528	3.6	50	33	1.5
442	Sylhet RWH	Bahubal	62,220	6,086	10.2	11,642	5,777	2.0	58	5	11.6	1,524	427	3.6	150	26	5.8
443	Sylhet RWH	Balaganj	65,800	22,861	2.9	23,052	7,525	3.1	218	2	109.0	3,603	1,519	2.4	108	40	2.7
444	Sylhet RWH	Baniachong	103,998	9,134	11.4	86,430	12,925	6.7	30	10	3.0	2,350	752	3.1	100	60	1.7
445	Sylhet RWH	Barlekha	108,704	7,198	15.1	11,070	5,910	1.9	235	3	78.3	1,304	545	2.4	55	62	0.9
446	Sylhet RWH	Beani Bazar	122,208	12,347	9.9	16,370	4,449	3.7	108	10	10.8	1,210	752	1.6	105	51	2.1
447	Sylhet RWH	Bishwambarpur	86,660	5,129	16.9	14,947	6,688	2.2	73	6	12.2	2,064	796	2.6	74	44	1.7
448	Sylhet RWH	Bishwanath	56,900	10,766	5.3	19,589	4,887	4.0	110	11	10.0	1,470	549	2.7	202	47	4.3
449	Sylhet RWH	Chhatak	54,900	15,429	3.6	15,405	9,751	1.6	85	26	3.3	2,916	711	4.1	220	28	7.9
450	Sylhet RWH	Chunarughat	100,480	9,563	10.5	13,701	14,278	1.0	90	1	90.0	925	1,150	0.8	152	75	2.0

SL	Warehouse Name	Upazila Name	Condom			Shukhi			IUD			Injectables			Implant		
			CBL	AMD	MOS	CBL	AMD	MOS	CBL	AMD	MOS	CBL	AMD	MOS	CBL	AMD	MOS
451	Sylhet RWH	Companiganj	35,668	13,012	2.7	16,420	7,127	2.3	126	3	42.0	1,659	1,286	1.3	102	38	2.7
452	Sylhet RWH	Dakshin Sunamganj	61,500	9,018	6.8	3,610	6,787	0.5	147	8	18.4	2,034	676	3.0	110	73	1.5
453	Sylhet RWH	Dakshin Surma	86,200	34,225	2.5	15,405	8,939	1.7	103	3	34.3	2,153	1,023	2.1	50	18	2.8
454	Sylhet RWH	Derai	72,304	26,674	2.7	14,820	10,345	1.4	74	15	4.9	2,976	851	3.5	227	55	4.1
455	Sylhet RWH	Dowarabazar	55,376	11,554	4.8	9,390	9,845	1.0	89	3	29.7	1,978	731	2.7	101	62	1.6
456	Sylhet RWH	Fenchuganj	95,100	4,699	20.2	13,290	2,667	5.0	105	7	15.0	1,379	249	5.5	140	17	8.2
457	Sylhet RWH	Golapganj	79,252	17,986	4.4	16,710	4,634	3.6	26	12	2.2	1,839	609	3.0	125	38	3.3
458	Sylhet RWH	Gowainghat	68,000	18,076	3.8	9,475	9,522	1.0	116	14	8.3	4,593	2,959	1.6	105	47	2.2
459	Sylhet RWH	Habiganj Sadar	100,500	14,186	7.1	17,430	13,429	1.3	250	88	2.8	2,890	1,433	2.0	50	35	1.4
460	Sylhet RWH	Jagannathpur	62,252	11,182	5.6	12,695	6,126	2.1	16	10	1.6	2,267	340	6.7	110	47	2.3
461	Sylhet RWH	Jaintiapur	61,500	14,052	4.4	5,520	6,610	0.8	96	18	5.3	5,600	2,505	2.2	150	36	4.2
462	Sylhet RWH	Jamalganj	57,628	10,999	5.2	11,235	10,005	1.1	19	3	6.3	3,377	1,158	2.9	150	30	5.0
463	Sylhet RWH	Juri	109,800	7,235	15.2	7,990	4,936	1.6	115	17	6.8	1,539	368	4.2	110	62	1.8
464	Sylhet RWH	Kamalganj	142,100	11,835	12.0	16,930	9,320	1.8	155	21	7.4	1,625	864	1.9	10	67	0.1
465	Sylhet RWH	Kanaighat	60,048	26,013	2.3	5,165	11,563	0.4	100	6	16.7	4,955	2,799	1.8	160	23	7.0
466	Sylhet RWH	Kulaura	164,936	9,295	17.7	16,195	8,777	1.8	45	6	7.5	3,902	2,108	1.9	51	40	1.3
467	Sylhet RWH	Lakhai	76,940	5,917	13.0	14,530	7,457	1.9	113	7	16.1	1,764	408	4.3	150	62	2.4
468	Sylhet RWH	Madhabpur	118,800	8,733	13.6	3,628	13,470	0.3	67	5	13.4	1,935	750	2.6	105	34	3.1
469	Sylhet RWH	Maulvibazar Sadar	110,400	9,532	11.6	21,653	8,843	2.4	74	48	1.5	1,848	833	2.2	70	35	2.0
470	Sylhet RWH	Nabiganj	62,000	8,096	7.7	7,330	10,394	0.7	117	22	5.3	3,300	475	6.9	110	45	2.4
471	Sylhet RWH	Rajnagar	117,600	9,413	12.5	11,490	9,673	1.2	92	6	15.3	2,275	1,123	2.0	150	35	4.3
472	Sylhet RWH	Sreemangal	81,300	14,647	5.6	11,134	13,482	0.8	69	43	1.6	1,656	1,199	1.4	21	91	0.2
473	Sylhet RWH	Sulla	42,000	10,360	4.1	8,180	5,435	1.5	225	3	75.0	1,800	515	3.5	130	32	4.1
474	Sylhet RWH	Sunamganj Sadar	100,736	8,792	11.5	15,635	6,497	2.4	5	23	0.2	3,942	1,019	3.9	202	50	4.0
475	Sylhet RWH	Sylhet Sadar	235,820	61,717	3.8	2,855	31,895	0.1	158	84	1.9	18,271	9,325	2.0	118	85	1.4

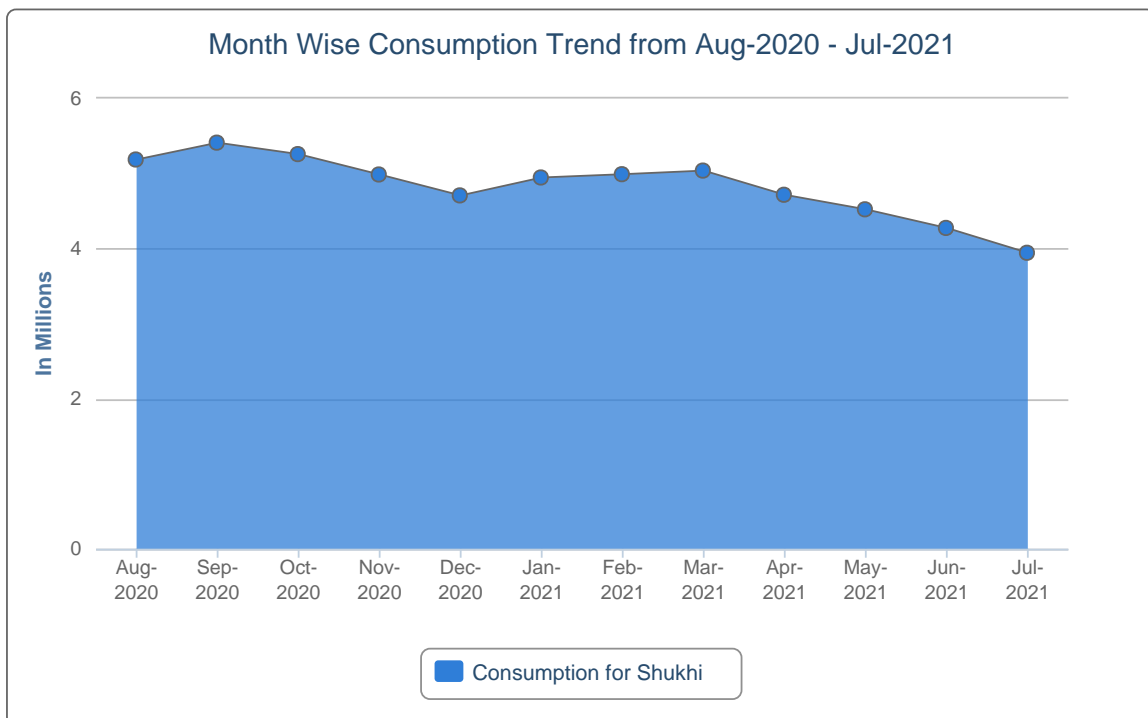
SL	Warehouse Name	Upazila Name	Condom			Shukhi			IUD			Injectables			Implant		
			CBL	AMD	MOS	CBL	AMD	MOS	CBL	AMD	MOS	CBL	AMD	MOS	CBL	AMD	MOS
476	Sylhet RWH	Tahirpur	77,564	13,017	6.0	7,975	9,766	0.8	93	3	31.0	2,178	854	2.6	50	107	0.5
477	Sylhet RWH	Zakiganj	58,400	20,329	2.9	17,887	7,970	2.2	103	3	34.3	2,170	1,097	2.0	200	117	1.7
478	Tangail RWH	Basail	96,840	6,222	15.6	59,395	5,883	10.1	58	16	3.6	3,493	557	6.3	0	98	0.0
479	Tangail RWH	Bhuapur	55,600	17,375	3.2	53,294	7,525	7.1	275	16	17.2	4,781	1,408	3.4	500	27	18.5
480	Tangail RWH	Chauhali	37,684	14,256	2.6	30,720	7,078	4.3	340	9	37.8	1,573	1,224	1.3	604	29	20.8
481	Tangail RWH	Delduar	81,300	8,117	10.0	95,070	6,606	14.4	60	17	3.5	9,128	485	18.8	350	28	12.5
482	Tangail RWH	Ghatail	168,600	22,303	7.6	64,800	18,401	3.5	280	11	25.5	7,000	2,378	2.9	400	60	6.7
483	Tangail RWH	Gopalpur	127,876	11,084	11.5	111,605	6,931	16.1	218	12	18.2	5,447	1,053	5.2	350	41	8.5
484	Tangail RWH	Kalihati	175,100	19,805	8.8	82,690	21,636	3.8	253	38	6.7	6,660	4,273	1.6	610	35	17.4
485	Tangail RWH	Madhupur	180,300	16,000	11.3	1,920	18,486	0.1	304	17	17.9	3,681	2,629	1.4	300	67	4.5
486	Tangail RWH	Mirzapur	223,188	24,189	9.2	428,320	22,683	18.9	356	19	18.7	9,735	973	10.0	650	32	20.3
487	Tangail RWH	Nagarpur	99,452	27,849	3.6	5,159	17,625	0.3	105	62	1.7	6,192	2,277	2.7	300	87	3.4
488	Tangail RWH	Sakhipur	206,100	21,786	9.5	42,480	20,638	2.1	150	16	9.4	2,794	870	3.2	700	27	25.9
489	Tangail RWH	Tangail Sadar	78,600	44,444	1.8	19,000	20,286	0.9	172	25	6.9	2,033	2,754	0.7	50	110	0.5

7. Month-wise Consumption Trend

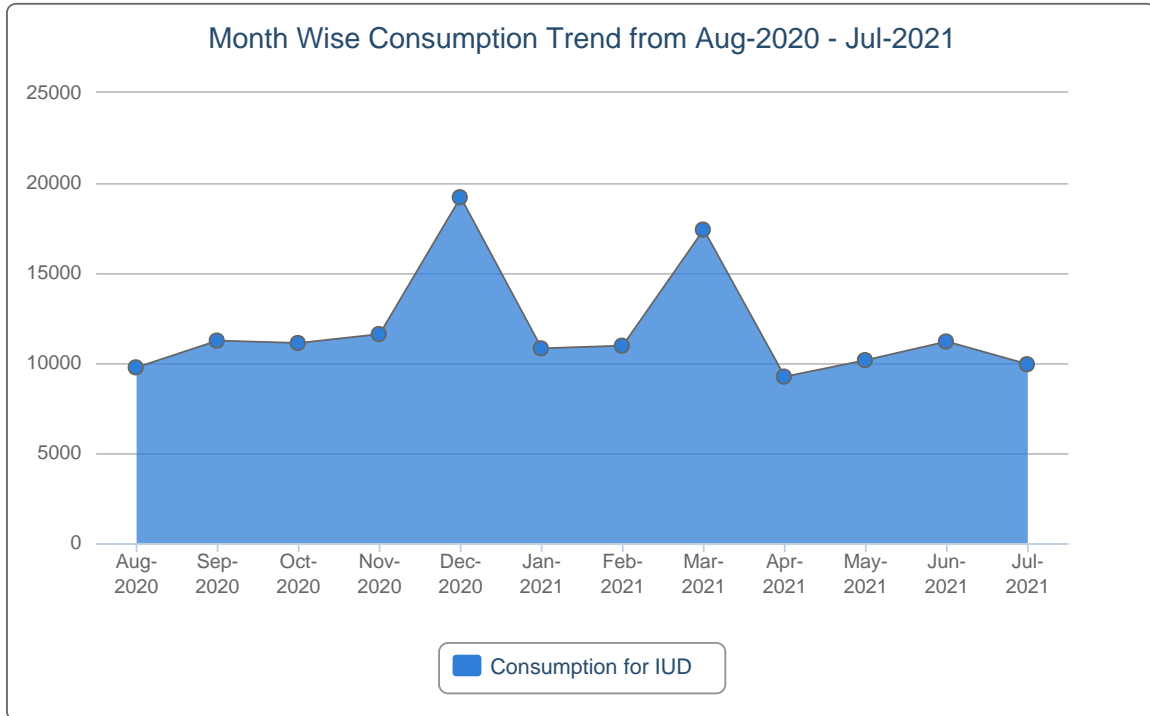
7(a).



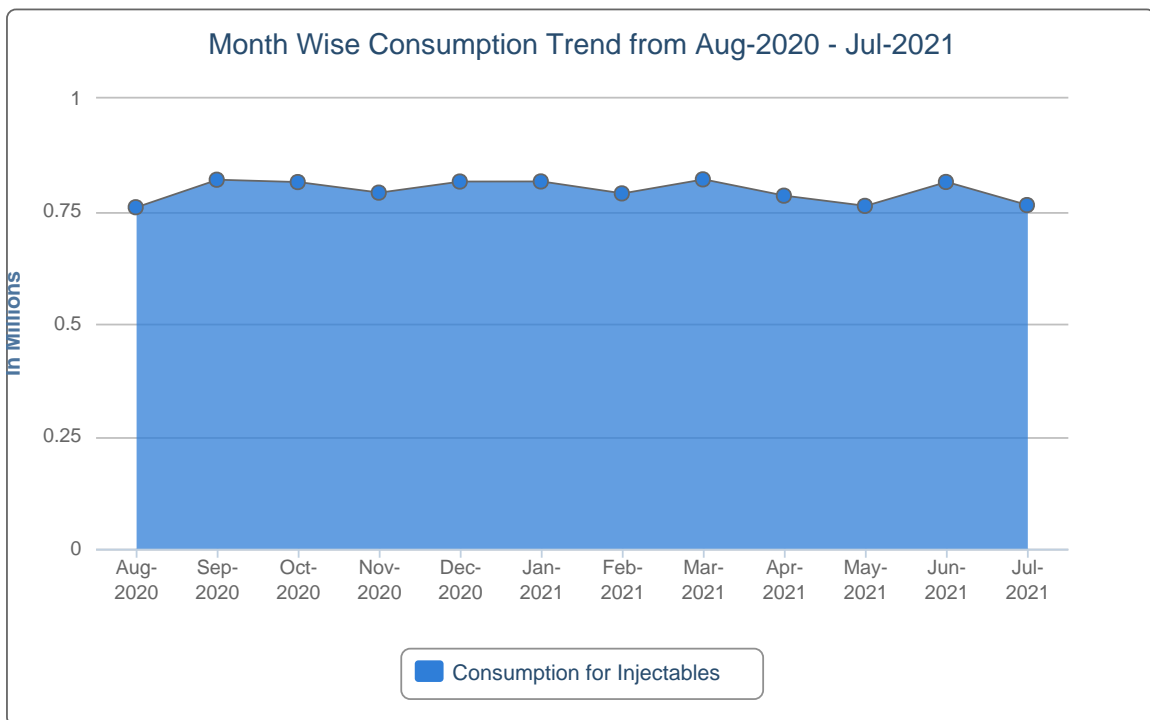
7(b).



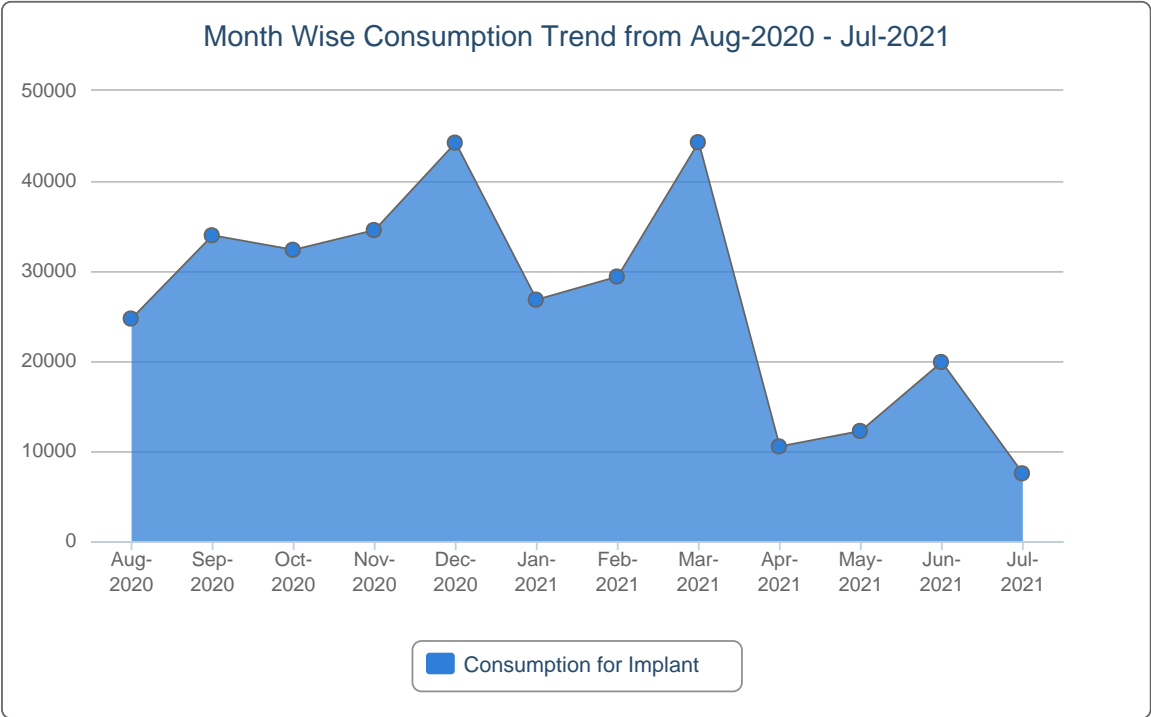
7(c).



7(d).



7(e).



8. Report on Upazila and Warehouse Having Stock Out in last month

SL	Products Name	No of Stockout WH	% of Stockout WH	No of Stockout Upazila Store	% of Stockout Upazila Store	No of Stockout Upazila Field	% of Stockout Upazila Field
1	Condom	0	0%	0	0%	0	0%
2	Oral Pill (Total)	0	0%	0	0%	0	0%
3	IUD	0	0%	0	0%	1	0%
4	Injectables	0	0%	1	0%	0	0%
5	Implant (Total)	0	0%	-	-	0	0%

List of Stock Out Warehouses

SL	Commodity	Warehouse	Phone
<i>No StockOut in Warehouse</i>			

List of StockOut Upazilas

SL	Commodity	Warehouse	District	Upazila	Phone
1	IUD	Chattogram RWH	Chattogram	Sandwip, Chattogram	01711396631
2	Injectables	Bandarban RWH	Bandarban	Rowangchhari, Bandarban	01558677516

“ছেলে হোক, মেয়ে হোক,
দু’টি সন্তানই যথেষ্ট”

Management Information System (MIS)
Directorate General of Family Planning (DGFP)
6, Kawran Bazar, Dhaka- 1215
Email: dirmis@dgfp.gov.bd, dirls@dgfp.gov.bd
www.dgfp.gov.bd, www.scmpbd.org

If you need more information, please visit at <https://www.scmpbd.org>