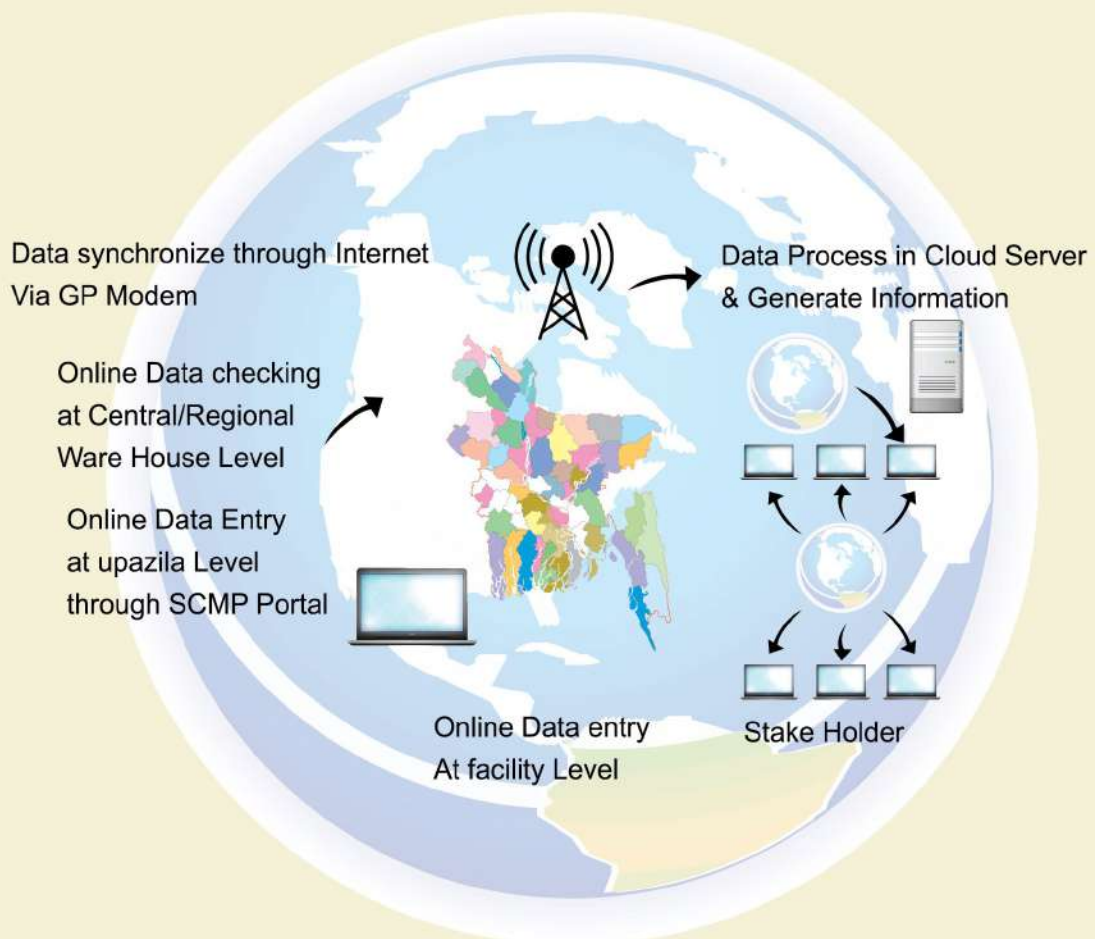




FAMILY PLANNING MONTHLY LOGISTICS REPORT

December 2022

Logistics Management Information System (LMIS) Data Flow System



Management Information System (MIS)
Directorate General of Family Planning (DGFP)

Government of the People's Republic of Bangladesh
Medical Education and Family Welfare Division
Directorate General of Family Planning
Management Information System (MIS)
6, Kawran Bazar, Dhaka- 1215
www.dgfp.gov.bd


Memo No. 59.11.00000.402.16.002.19.17

Date: 25 January, 2023.

Sub: Family Planning Monthly Logistics Report for the Month of December, 2022.

Family Planning Monthly Logistics Report for the Month of December, 2022 is sent herewith for your kind information & necessary action. This report is prepared on the basis of Form-7 submitted by Warehouses and Form-7B submitted by Upazila Family Planning Offices by using WIMS & UIMS operating tools. It provides useful information on monthly distribution and stock balance of all the major contraceptives of Warehouse/Upazila Stores. For more information you can visit at www.scmpbd.org web site.

Comments and suggestions for improvement of this report will be highly appreciated.


(Md. Shafiqat Hossain)
Director & Line Director (MIS)
Phone: 55012352
Mail: dirmis@dgfp.gov.bd

Memo No. 59.11.00000.402.16.002.19.17.1(202)

Date: 25 January, 2023.

Copy of the report forwarded to (Not according to seniority):

1. Secretary, Medical Education & Family Welfare Division, Ministry of Health & Family Welfare, Bangladesh Secretariat, Dhaka.
2. Additional Secretary (Admin), Medical Education & Family Welfare Division, Ministry of Health & Family Welfare, Bangladesh Secretariat, Dhaka.
3. Director (Administration), Directorate General of Family Planning, 6 Kawran Bazar, Dhaka 1215.
4. Director & Line Director (MIS), Directorate General of Family Planning, 6 Kawran Bazar, Dhaka.
5. Joint Secretary (Development), Medical Education & Family Welfare Division, Ministry of Health & Family Welfare, Bangladesh Secretariat, Dhaka.
6. Director Finance & Line Director (Family Planning Field Service Delivery), Directorate General of Family Planning, 6 Kawran Bazar, Dhaka 1215.
7. Director (Logistics & Supply) and Line Director (Procurement, Storage & Supply Management), Directorate General of Family Planning, 6 Kawran Bazar, Dhaka 1215.
8. Director (IEM) & Line Director (Information, Education and Communication), Directorate General of Family Planning, 6 Kawran Bazar, Dhaka 1215.
9. Director (Planning) & Line Director (Planning Monitoring and Evaluation), Directorate General of Family Planning, 6 Kawran Bazar, Dhaka 1215.

10. Director (MCH-Services) & Line Director (MCRAH), Directorate General of Family Planning, 6 Kawran Bazar, Dhaka 1215.
11. Line Director (CCSDP), Directorate General of Family Planning, 6 Kawran Bazar, Dhaka 1215.
12. Director (Audit), Directorate General of Family Planning, 6 Kawran Bazar, Dhaka 1215.
13. Divisional Director, Family Planning, Dhaka /Chattogram /Rajshahi /Khulna /Sylhet /Barishal/ Rangpur/ Mymensingh Division.
14. Joint Chief (Planning), Health Service Division, Ministry of Health & Family Welfare, Bangladesh Secretariat, Dhaka
15. Joint Chief (Population & Planning wing), Planning commission, Sher-e-Bangla Nagar, Dhaka.
16. Joint Chief (Planning), Program Management and Monitoring Unit (PMMU), Azimpur, Dhaka-1205.
17. Director, Maternal & Child Health Training Institute (MCHTI), Azimpur, Dhaka.
18. Director, Mohammadpur Fertility Services & Training Centre (MFSTC), Mohammadpur, Dhaka.
19. Director, Maternal & Child Health Training Institute (MCHTI), Lalkuthi, Mirpur, Dhaka.
20. P.S. to the Honorable Minister, Ministry of Health and Family Welfare, Bangladesh Secretariat, Dhaka, for kind information of the Honorable Minister.
21. Deputy Chief (Planning), Medical Education & Family Welfare Division, Ministry of Health & Family Welfare, Bangladesh Secretariat, Dhaka.
22. Additional Director (Drugs and Stores), Directorate General of Family Planning, Central Warehouse, Mohakhali, Dhaka.
23. Deputy Director, Family Planning, ----- District (You are requested to take appropriate measures to ensure timely online submission of Form 7B report from upazilas).
24. Regional/District Consultant, FPCS-QIT, District Family Planning Office, ----- District.
25. Central/Regional Supply Officer, Family Planning, ----- CWH/RWHs.
26. Assistant Maintenance Engineer, MIS Unit, DGFP (Requested to upload this report to DGFP website).
27. Country Project Director, MTaPS/MSH, House: 30, Road: No. 42, Gulshan-2, Dhaka-1212.
28. Country Director, the World Bank, E-32, Agargaon, Sher-e-Bangla Nagar, Dhaka-1207.
29. Team Leader, Population & Health Team, USAID, Madani Avenue, Baridhara, Dhaka.
30. Country Representative, UNFPA, IDB Bhaban, Agargaon, Sher-E-Bangla Nagar, Dhaka.
31. Managing Director, SMC, SMC Tower, 33 Banani C/A, Dhaka-1213.
32. Documentation Center, IEM Unit, Directorate General of Family Planning, 6 Kawran Bazar, Dhaka.
33. Responsible person of Dispatch Section, MIS Unit, DGFP (Requested to distribute the published 'Family Planning Monthly Logistics Report' to concerned Person/Office/Organization).
34. PA to Director General, Directorate General of Family Planning, 6 Kawran Bazar, Dhaka 1215.
35. Concerned Organization/Person.



25/01/2023
(Sabina Parveen)
Deputy Director (MIS)

Table Of Contents

	Page
1. DGFP Stock Status Report	1-2
2. National Receipts Quantity by Product by Month	3
3. National Level Contraceptive Summary Report	4
4. Stock Status Report at Different Levels	5
5. Contraceptive Stock Status by Product at Upazila Store and Field	6-10
6. Contraceptive Stock Status by Product at Regional Warehouses/Upazila	11-31
7. Month-wise Consumption Trend	32-34
8. Report on Upazila and Warehouse Having Stock Out in last month	35

1. DGFP Stock Status Report

Year →	2023												2024												2025											
	1	2	3	4	5	6	7	8	9	10	11	12	1	2	3	4	5	6	7	8	9	10	11	12	1	2	3	4	5	6	7	8	9	10	11	12
Min.-Max. →	Min						Max																													
Product ↓	CS - 49.25m : 5.8 MOS																																			
Condom	5.8 MOS																																			
*AMC = 8.45m	CS - 72.64m : 12.1 MOS																																			
Pill (Total)	12.1 MOS																																			
*AMC = 5.98m	CS - 6.41m : 20.8 MOS																																			
POP-APON	20.8 MOS (Sept. 2024)																																			
*AMC = 0.307m	CS (0.352): 25.0 MOS																																			
IUD	25.0 MOS (Jan. 2025)																																			
*AMC = 14,082	CS (14.65m): 18.7 MOS																																			
Injectables	18.7 MOS (July 2024)																																			
*AMC = 0.784m	CS-(0.986m): 26.1 MOS																																			
Implant	26.1 MOS (Feb. 2025)																																			
*AMC = 37,879																																				
Pill (Total): 2nd & 3rd generation Shukhi																																				
*AMC is calculated based on past 6-months consumption																																				
Data Sources: DGFP/L&S unit, DGFP LMIS web site - https://scmpbd.org/																																				
Central Warehouse WIMS data and Approved DGFP Procurement Plan																																				
National min-max stock level is 6 & 10 MOS																																				
AMC = Average Monthly Consumption																																				
																								Legend: ■ Current Stock (CS): Less than 3 MOS ■ Current Stock (CS): MOS 3.0 to Less than 6 MOS ■ Current Stock (CS): MOS 6 and above ■ Planned for FY 2020-21 ■ Procurement completed, yet to be received ■ Donation												

DGFP STOCK STATUS NOTES
(For Contraceptives)
Month: December 2022

- CONDOM** – Current national stock is 49.25 million pieces, and this stock can be used up to June 2023.
- **2022-23: GOB (Revenue)** –Requirement of 51 Million Pieces Condom received from User Unit for procurement and the procurement is in progress.
- PILL (Shukhi)** – Current national stock of Oral Contraceptive Pill is 72.64 million cycles which will go up to December 2023.
- **2022-23: GOB (Revenue)** – Till the date no requirement received from User Unit for procurement of PILL (Shukhi).
 - **2022-23: RPA (GOB) & GOB (Development)**- Requirement of 39.00 Million Cycles Oral Pill (COP) (Shukhi-3rd Generation) received from User Unit for procurement and the procurement is in progress.
- POP-APON** - Current national stock of POP-APON Pill is 6.41 million cycles which will go up to September 2024.
- **2022-23: RPA (GOB) & GOB (Development)**– Till the date no requirement received from User Unit for procurement of POP-APON.
 - **2022-23: GOB (Revenue)** – Till the date no requirement received from User Unit for procurement of POP-APON.
- IUD** - Current national stock is 0.352 million pcs and this stock can be used up to January 2025.
- INJECTABLES** – Current stock of 14.65 million vials and that can be used up to July 2024.
- IMPLANT** – Current stock is 0.986 million sets, and this can be used up to February 2025.

You can also download the previous reports from <http://www.scmpbd.org>

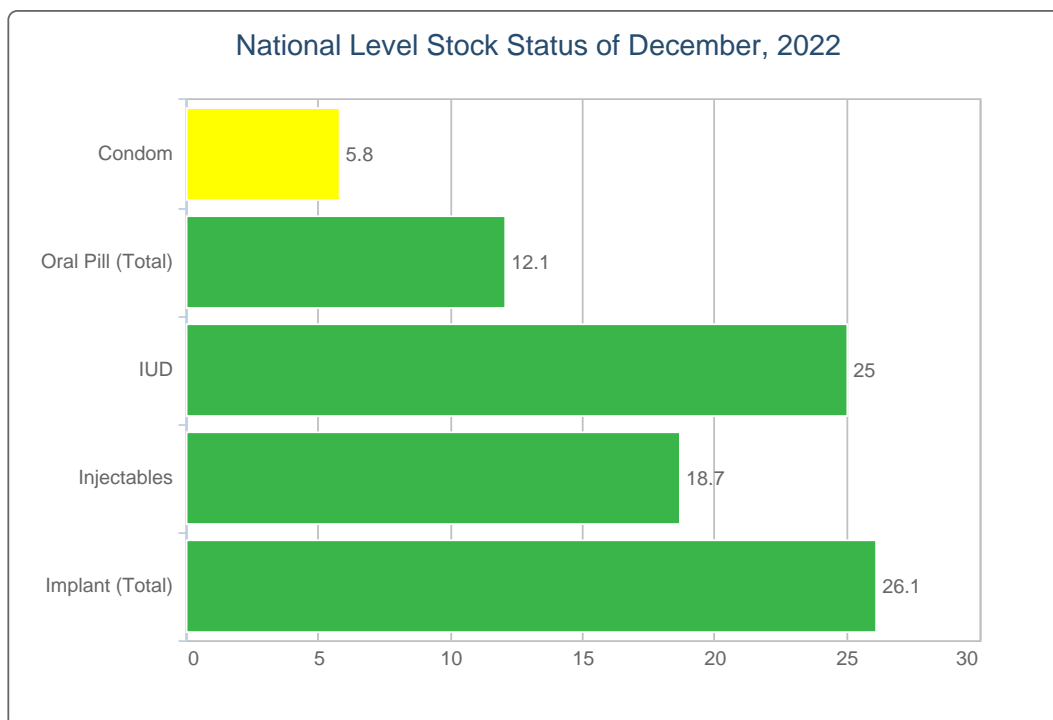
2. National Receipts Quantity by Product by Month

Contraceptive Received Report

Month: December, 2022

Item	Supplier	Receiver	Date Receipts	Qty
IUD	Pathfinder	Dhaka CWH	31/12/22	300
Total				300

3. National Level Contraceptive Summary Report



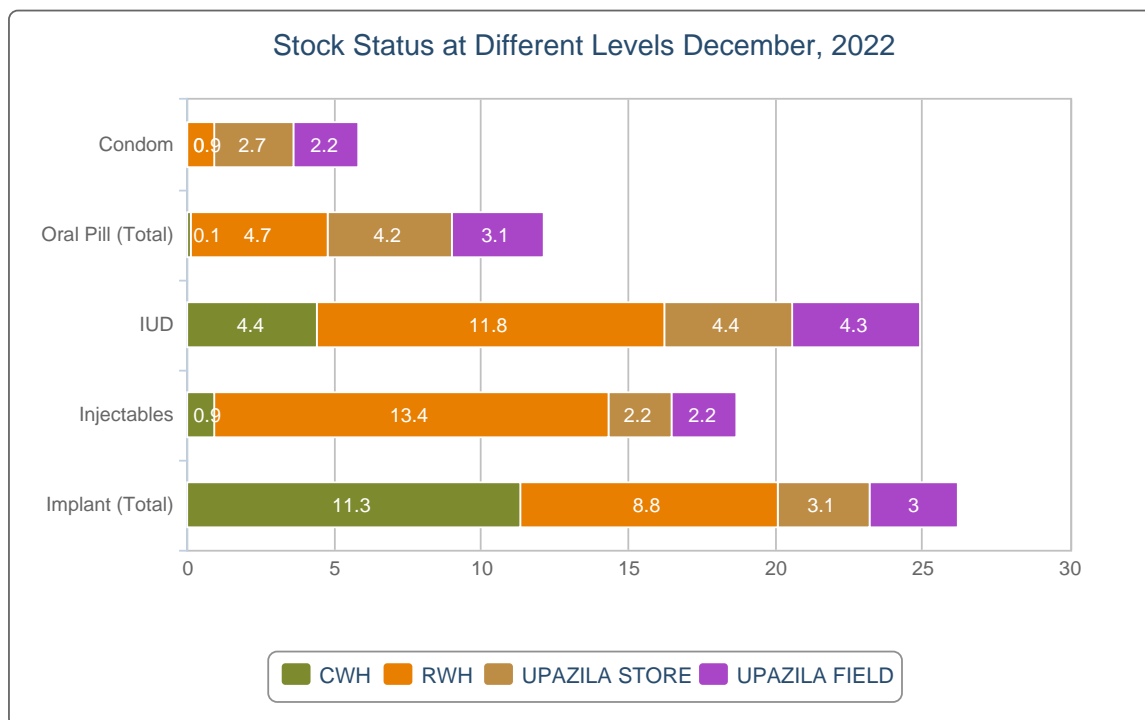
■ MOS: < 3.0
 ■ MOS: 3.0 - 5.9
 ■ MOS: 6.0 and above

MOS = Month of Stock

National Level Stock Status of December, 2022

SL	Name of Products	Reported Consumption	Reported Closing Balance	Average Monthly Consumption	MOS
1	Condom	8,712,259	49,252,788	8,449,780	5.8
2	Oral Pill (Total)	6,111,549	72,646,439	5,986,381	12.1
3	IUD	24,133	352,317	14,082	25.0
4	Injectables	821,996	14,650,410	784,218	18.7
5	Implant (Total)	57,612	986,876	37,879	26.1

4. Stock Status Report at Different Levels

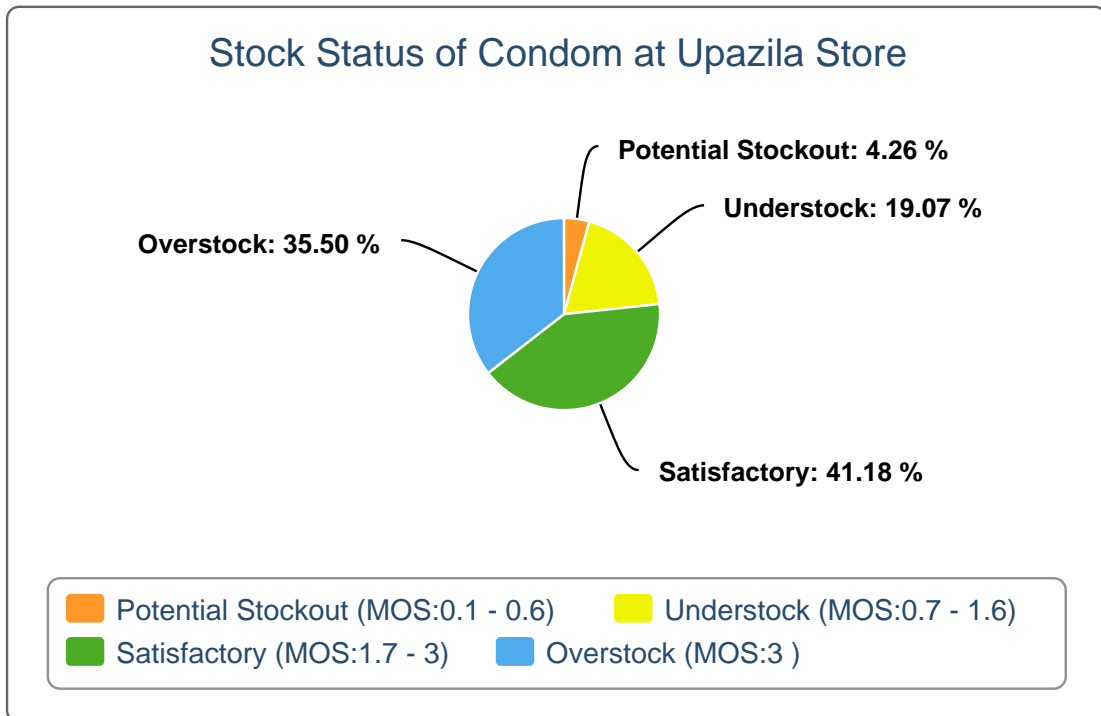


Stock Status at Different Levels December, 2022

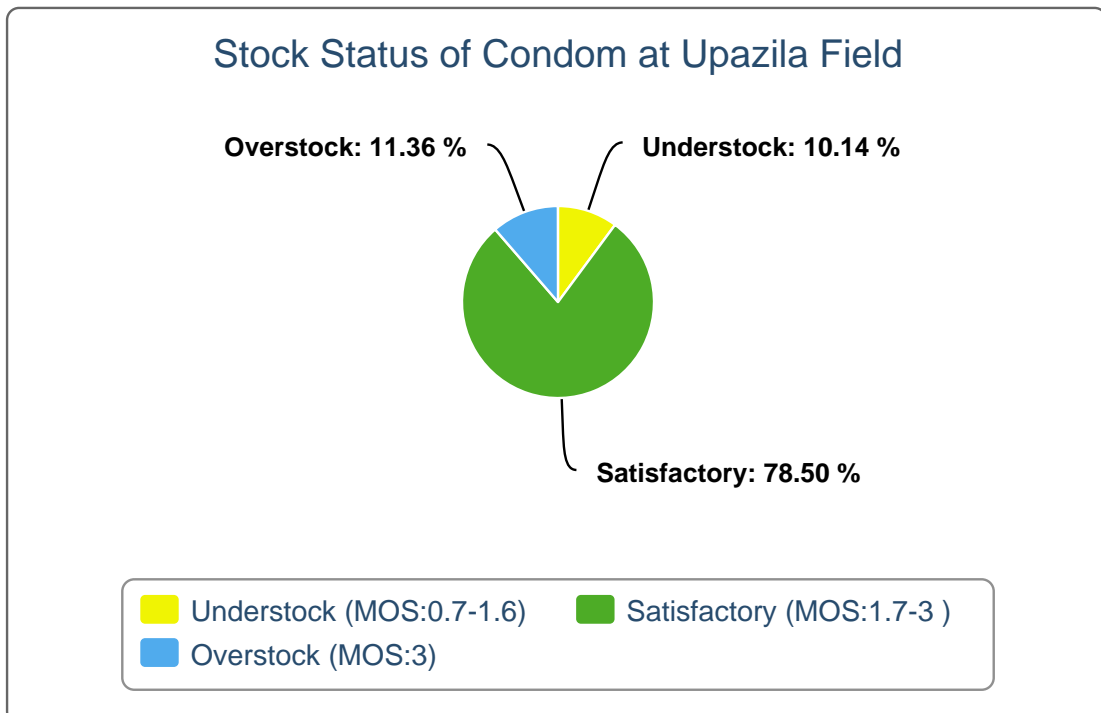
Products	Avg. Consump. of Last 6 Months	CWH Level	MOS	RWH Level	MOS	Upazila Level	MOS	Field Level	MOS	National Level	MOS
Condom	8,449,780	0	0	7,982,600	0.9	23,034,132	2.7	18,236,056	2.2	49,252,788	5.8
Oral Pill (Total)	5,986,381	635,520	0.1	28,323,144	4.7	25,038,852	4.2	18,648,923	3.1	72,646,439	12.1
IUD	14,082	62,250	4.4	166,670	11.8	62,560	4.4	60,837	4.3	352,317	25
Injectables	784,218	695,200	0.9	10,502,240	13.4	1,748,103	2.2	1,704,867	2.2	14,650,410	18.7
Implant (Total)	37,879	427,285	11.3	332,300	8.8	115,542	3.1	111,749	3	986,876	26.1

5. Contraceptive Stock Status by Product at Upazila Store and Field

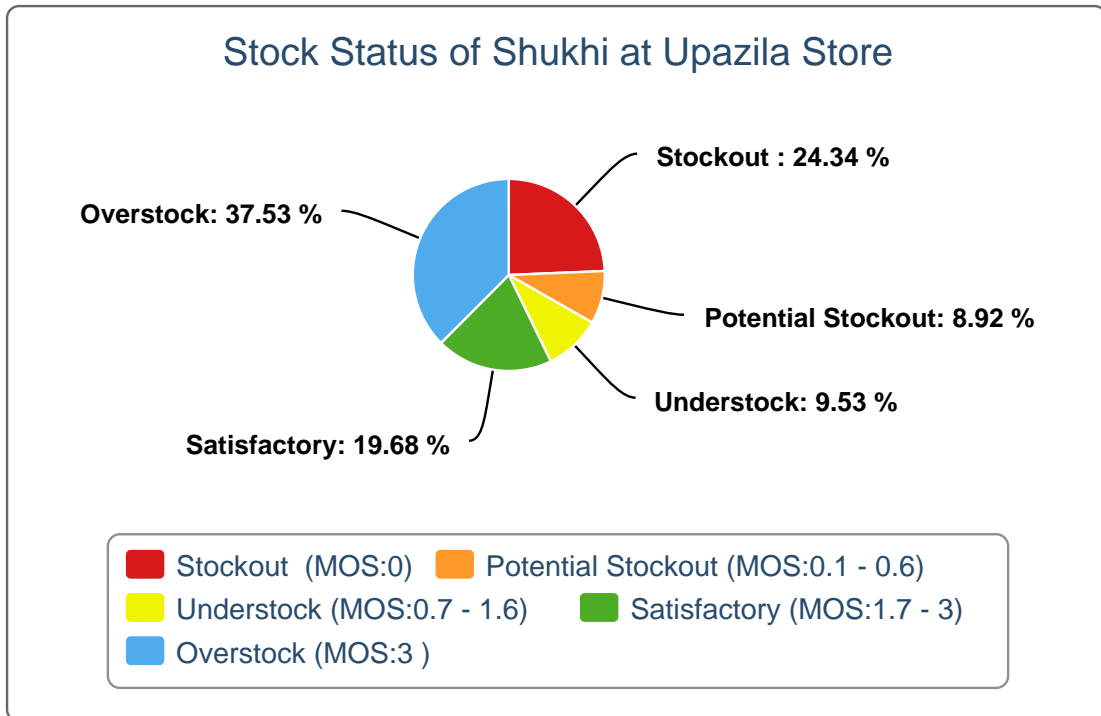
5(a).



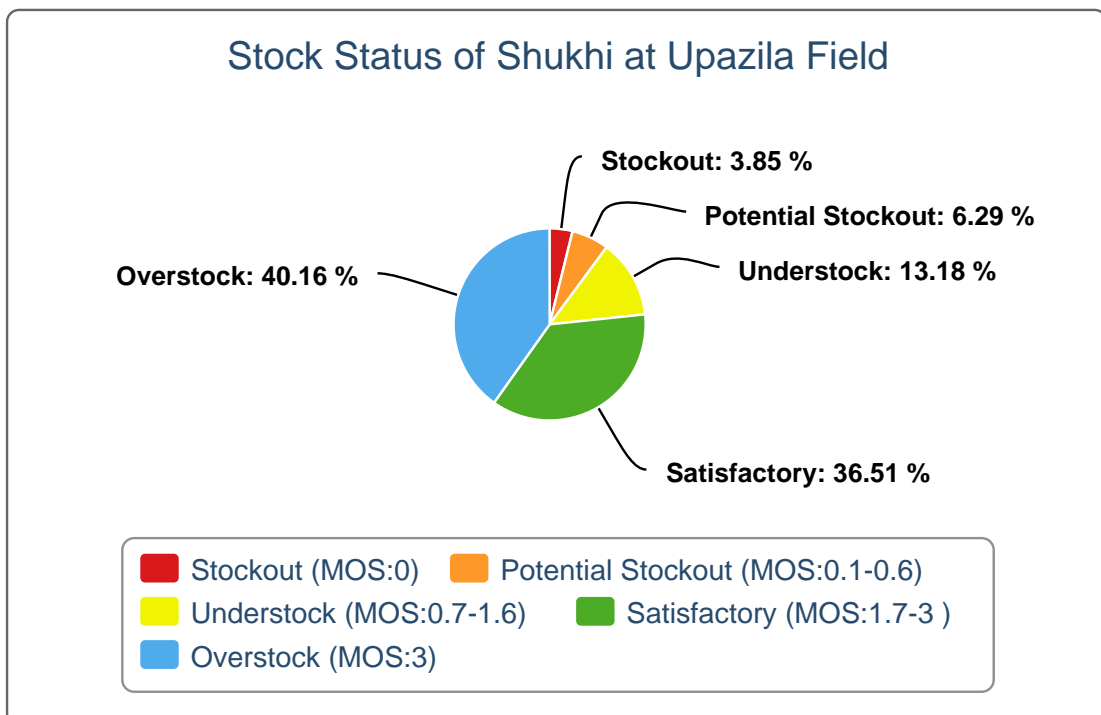
5(b).



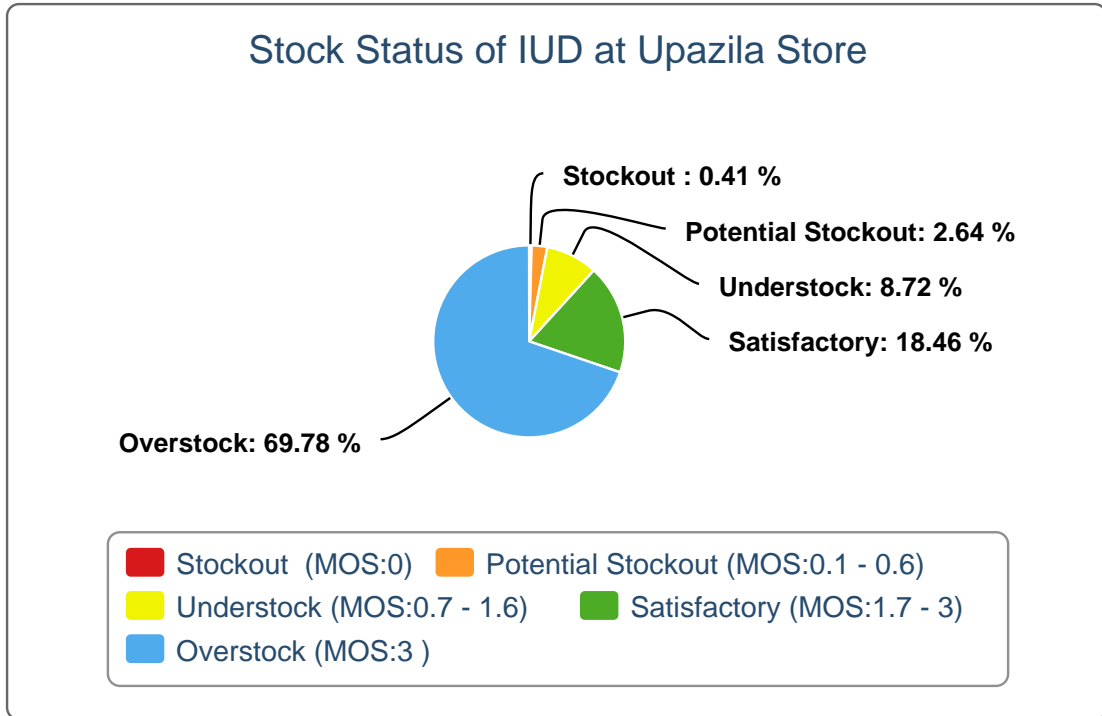
5(c).



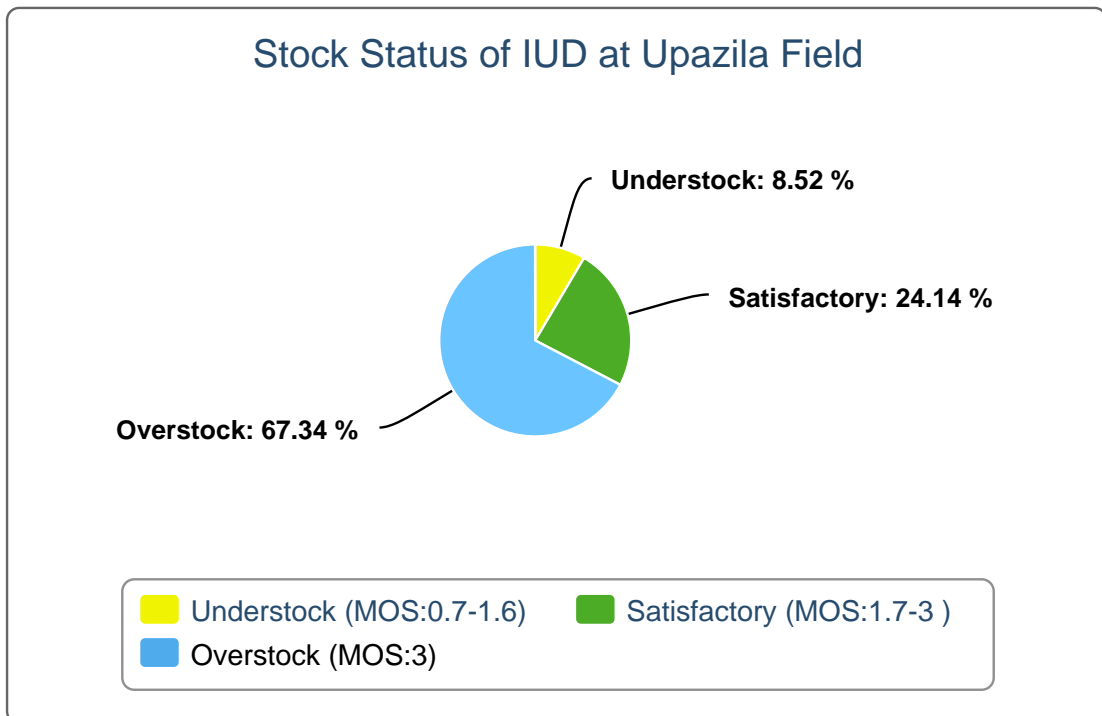
5(d).



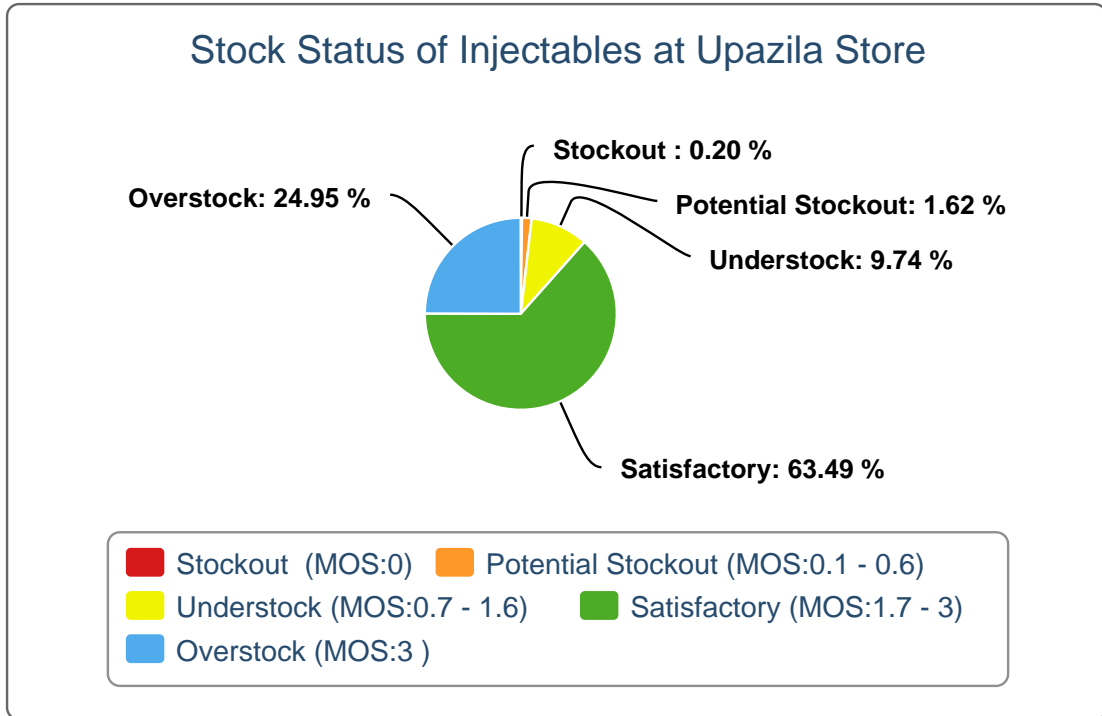
5(e).



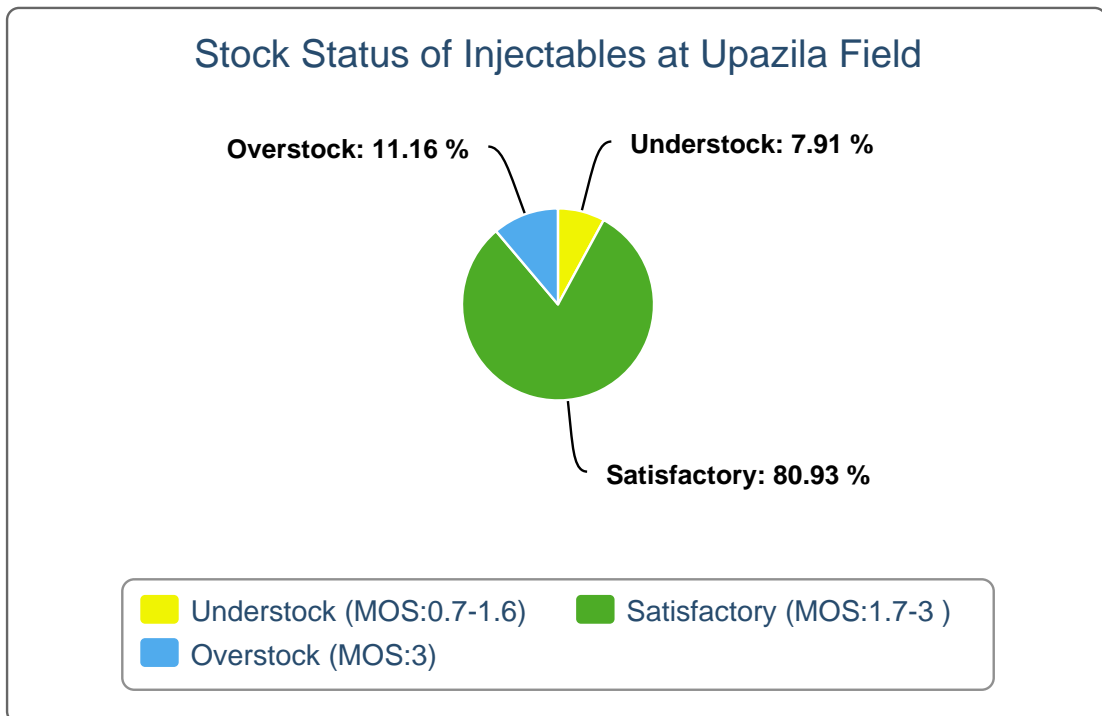
5(f).



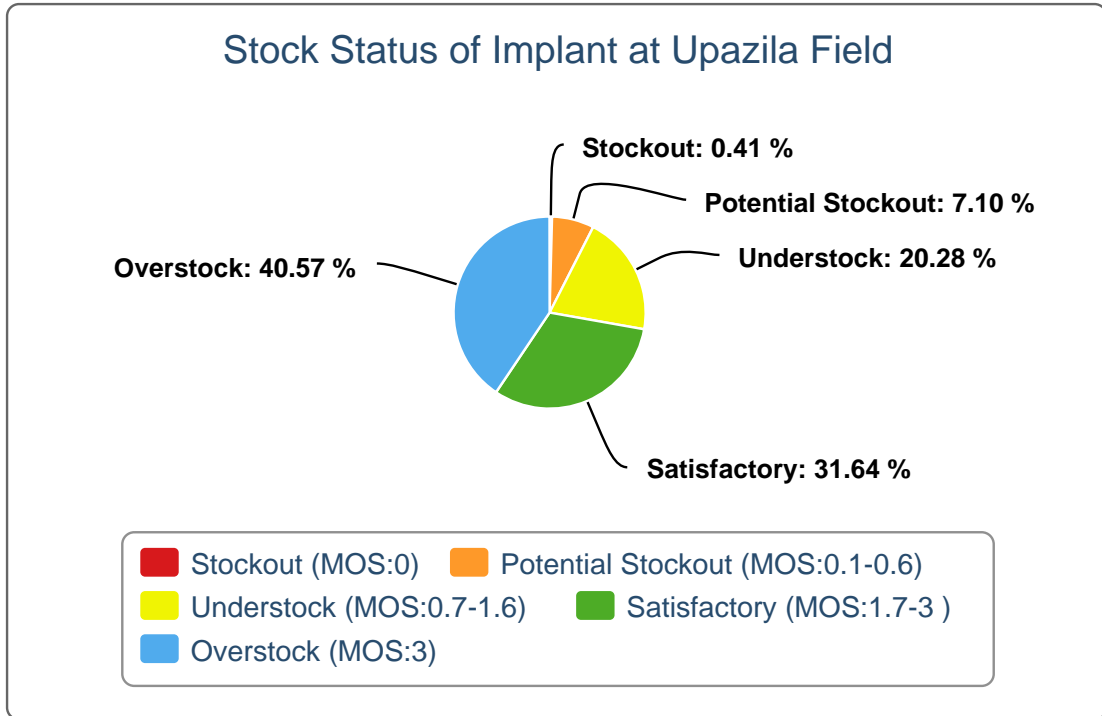
5(g).



5(h).



5(i).



6(a). Contraceptive Stock Status by Product at Regional Warehouses

SL	WH Name	Condom			Shukhi			IUD			Injectables			Implant		
		CBL	AMD	MOS	CBL	AMD	MOS	CBL	AMD	MOS	CBL	AMD	MOS	CBL	AMD	MOS
1	Bandarban RWH	93,600	39,625	2.4	92,160	23,105	4.0	1,375	158	8.7	22,200	3,232	6.9	1,450	194	7.5
2	Barishal RWH	399,200	260,505	1.5	583,680	199,261	2.9	4,700	557	8.4	132,400	28,432	4.7	17,300	1,235	14.0
3	Bhola RWH	727,200	43,797	16.6	423,360	49,986	8.5	1,900	171	11.1	116,000	26,521	4.4	6,900	320	21.6
4	Bogura RWH	115,200	494,114	0.2	2,496,000	322,286	7.7	11,050	515	21.5	1,328,000	29,610	44.8	13,200	2,570	5.1
5	Chattogram RWH	11,400	321,983	0.0	6,846,720	217,466	31.5	11,090	995	11.1	2,130,700	27,285	78.1	39,600	2,033	19.5
6	Cox's Bazar RWH	4,492,800	87,201	51.5	2,922,624	71,435	40.9	30,450	548	55.6	683,640	21,285	32.1	23,950	1,164	20.6
7	Cumilla RWH	165,600	476,609	0.3	397,920	363,219	1.1	4,250	1,170	3.6	398,000	59,410	6.7	19,800	2,733	7.2
8	Dhaka CWH	0	1,256,230	0.0	635,520	600,272	1.1	62,250	2,044	30.5	695,200	78,062	8.9	427,285	3,759	113.7
9	Dinajpur RWH	86,400	173,793	0.5	787,680	210,672	3.7	8,100	335	24.2	135,000	29,985	4.5	5,400	2,109	2.6
10	Faridpur RWH	36,000	432,287	0.1	612,480	318,626	1.9	5,850	713	8.2	153,000	29,711	5.1	17,750	2,190	8.1
11	Jamalpur RWH	0	318,917	0.0	599,040	228,663	2.6	5,550	237	23.4	128,000	23,945	5.3	9,200	1,124	8.2
12	Jashore RWH	93,600	447,493	0.2	261,120	268,704	1.0	6,000	382	15.7	106,600	34,136	3.1	16,700	1,426	11.7
13	Khulna RWH	130,800	529,417	0.2	7,655,930	356,157	21.5	10,750	421	25.5	3,413,000	31,721	107.6	16,500	1,423	11.6
14	Kushtia RWH	10,800	293,810	0.0	341,280	145,934	2.3	2,685	167	16.1	87,000	27,002	3.2	11,750	676	17.4
15	Mymensingh RWH	172,800	584,556	0.3	488,640	674,633	0.7	13,000	817	15.9	415,500	49,624	8.4	10,500	2,920	3.6
16	Noakhali RWH	183,600	219,812	0.8	185,280	129,425	1.4	3,050	1,161	2.6	94,000	37,019	2.5	11,950	1,605	7.4
17	Pabna RWH	399,600	461,393	0.9	420,480	269,269	1.6	6,500	776	8.4	236,000	36,649	6.4	15,400	1,004	15.3
18	Patuakhali RWH	280,800	115,595	2.4	852,480	141,289	6.0	6,800	351	19.4	135,900	21,261	6.4	8,200	1,224	6.7
19	Rajshahi RWH	32,400	616,811	0.1	553,440	252,911	2.2	10,245	267	38.4	154,800	26,689	5.8	25,050	1,302	19.2
20	Rangamati RWH	90,000	45,257	2.0	243,840	32,889	7.4	1,600	93	17.2	20,500	3,412	6.0	1,900	258	7.4
21	Rangpur RWH	345,600	406,728	0.8	1,197,600	569,326	2.1	11,525	1,212	9.5	337,000	86,952	3.9	19,200	3,060	6.3
22	Sylhet RWH	115,200	534,897	0.2	216,960	338,180	0.6	8,200	681	12.0	187,000	49,105	3.8	34,500	2,459	14.0
23	Tangail RWH	0	288,950	0.0	144,430	202,673	0.7	2,000	311	6.4	88,000	23,170	3.8	6,100	1,091	5.6

6(b). Contraceptive Stock Status by Product at Upazila

SL	Warehouse Name	Upazila Name	Condom			Shukhi			IUD			Injectables			Implant		
			CBL	AMD	MOS	CBL	AMD	MOS	CBL	AMD	MOS	CBL	AMD	MOS	CBL	AMD	MOS
1	Bandarban RWH	Alikadam	13,968	9,492	1.5	10,915	3,153	3.5	56	33	1.7	922	546	1.7	200	34	5.9
2	Bandarban RWH	Bandarban Sadar	8,067	4,462	1.8	12,506	4,021	3.1	72	32	2.3	1,022	540	1.9	312	38	8.2
3	Bandarban RWH	Lama	1,668	8,696	0.2	10,355	6,421	1.6	84	43	2.0	1,342	796	1.7	152	30	5.1
4	Bandarban RWH	Naikhongchhari	20,228	5,861	3.5	15,865	3,110	5.1	50	8	6.3	1,938	711	2.7	10	30	0.3
5	Bandarban RWH	Rowangchhari	20,012	2,575	7.8	9,520	2,194	4.3	116	5	23.2	506	232	2.2	110	19	5.8
6	Bandarban RWH	Ruma	18,924	4,936	3.8	10,782	2,222	4.9	43	13	3.3	274	208	1.3	50	19	2.6
7	Bandarban RWH	Thanchi	4,370	3,603	1.2	7,180	1,984	3.6	46	24	1.9	630	199	3.2	41	24	1.7
8	Barishal RWH	Agailjhara	27,700	6,722	4.1	27,008	8,126	3.3	241	13	18.5	2,801	734	3.8	150	37	4.1
9	Barishal RWH	Babuganj	230,000	6,087	37.8	46,430	6,785	6.8	66	24	2.8	1,064	582	1.8	100	56	1.8
10	Barishal RWH	Bakerganj	392,351	14,492	27.1	90,884	13,935	6.5	235	25	9.4	4,218	1,909	2.2	300	119	2.5
11	Barishal RWH	Banari Para	220,340	5,782	38.1	29,050	6,817	4.3	166	20	8.3	1,049	474	2.2	200	76	2.6
12	Barishal RWH	Barishal Sadar (kotwali)	105,360	32,901	3.2	49,225	16,160	3.0	263	92	2.9	9,360	4,041	2.3	260	122	2.1
13	Barishal RWH	Bhandaria	21,576	11,021	2.0	29,045	8,000	3.6	306	27	11.3	1,710	1,053	1.6	350	50	7.0
14	Barishal RWH	Gaurnadi	26,000	9,866	2.6	38,260	10,394	3.7	178	19	9.4	2,241	1,207	1.9	350	43	8.1
15	Barishal RWH	Hizla	17,540	7,701	2.3	16,110	4,794	3.4	50	14	3.6	1,299	1,128	1.2	300	26	11.5
16	Barishal RWH	Indurkani	95,060	6,766	14.0	18,959	5,918	3.2	192	12	16.0	5,000	866	5.8	400	32	12.5
17	Barishal RWH	Jhalokati Sadar	50,000	19,642	2.5	35,365	11,756	3.0	93	27	3.4	1,845	1,073	1.7	400	88	4.5
18	Barishal RWH	Kanthalia	55,884	4,787	11.7	48,915	4,357	11.2	110	16	6.9	1,507	769	2.0	300	44	6.8
19	Barishal RWH	Kawkhali	68,400	5,863	11.7	55,010	3,899	14.1	220	22	10.0	1,230	313	3.9	250	19	13.2
20	Barishal RWH	Mathbaria	30,850	17,847	1.7	40,070	17,926	2.2	108	41	2.6	3,030	2,052	1.5	300	65	4.6
21	Barishal RWH	Mehendiganj	37,884	11,969	3.2	26,890	10,346	2.6	184	15	12.3	4,862	2,777	1.8	100	42	2.4
22	Barishal RWH	Muladi	27,850	13,317	2.1	11,010	9,288	1.2	159	7	22.7	4,003	1,997	2.0	100	22	4.5
23	Barishal RWH	Nalchity	15,900	8,301	1.9	30,360	7,298	4.2	207	20	10.4	1,575	1,365	1.2	300	55	5.5
24	Barishal RWH	Nazirpur	30,540	18,052	1.7	30,255	11,115	2.7	105	38	2.8	2,622	1,563	1.7	250	56	4.5
25	Barishal RWH	Nesarabad (swarupkati)	62,256	26,786	2.3	16,460	15,256	1.1	210	55	3.8	2,908	1,666	1.7	650	84	7.7

SL	Warehouse Name	Upazila Name	Condom			Shukhi			IUD			Injectables			Implant		
			CBL	AMD	MOS	CBL	AMD	MOS	CBL	AMD	MOS	CBL	AMD	MOS	CBL	AMD	MOS
26	Barishal RWH	Pirojpur Sadar	45,396	13,002	3.5	31,275	9,368	3.3	212	32	6.6	2,128	1,155	1.8	300	71	4.2
27	Barishal RWH	Rajapur	14,256	7,954	1.8	25,365	5,996	4.2	143	9	15.9	1,502	700	2.1	150	28	5.4
28	Barishal RWH	Wazirpur	763,528	11,647	65.6	27,975	11,727	2.4	307	29	10.6	1,207	1,008	1.2	280	100	2.8
29	Bhola RWH	Bhola Sadar	24,141	10,329	2.3	31,355	10,964	2.9	95	53	1.8	12,456	5,550	2.2	160	105	1.5
30	Bhola RWH	Burhanuddin	7,584	2,899	2.6	17,160	5,852	2.9	89	21	4.2	3,987	1,218	3.3	300	35	8.6
31	Bhola RWH	Char Fasson	28,700	16,990	1.7	23,820	15,667	1.5	88	54	1.6	14,900	7,382	2.0	150	74	2.0
32	Bhola RWH	Daulat Khan	19,114	2,039	9.4	44,865	4,769	9.4	60	16	3.8	7,500	3,583	2.1	50	20	2.5
33	Bhola RWH	Lalmohan	14,148	7,262	1.9	26,625	7,309	3.6	69	18	3.8	11,490	5,377	2.1	100	40	2.5
34	Bhola RWH	Manpura	11,116	2,864	3.9	6,284	2,797	2.2	34	1	34.0	4,766	1,880	2.5	70	24	2.9
35	Bhola RWH	Tazumuddin	20,038	1,414	14.2	25,464	2,628	9.7	45	8	5.6	4,538	1,531	3.0	200	22	9.1
36	Bogura RWH	Adamdighi	17,100	8,033	2.1	39,675	5,464	7.3	70	15	4.7	1,056	213	5.0	150	50	3.0
37	Bogura RWH	Akkelpur	18,348	6,598	2.8	55,910	5,179	10.8	10	16	0.6	927	413	2.2	100	84	1.2
38	Bogura RWH	Atrai	15,440	15,803	1.0	28,020	11,347	2.5	41	8	5.1	2,435	677	3.6	5	58	0.1
39	Bogura RWH	Badalgachhi	23,626	8,479	2.8	35,265	9,256	3.8	26	8	3.3	2,803	846	3.3	300	72	4.2
40	Bogura RWH	Bogura Sadar	82,928	60,081	1.4	35,370	15,126	2.3	157	46	3.4	6,388	1,902	3.4	215	175	1.2
41	Bogura RWH	Dhamoirhat	18,332	8,873	2.1	97,045	7,944	12.2	96	12	8.0	3,172	688	4.6	100	40	2.5
42	Bogura RWH	Dhunat	48,100	34,452	1.4	50,830	19,659	2.6	54	17	3.2	5,945	2,069	2.9	50	83	0.6
43	Bogura RWH	Dhupchanchia	12,600	8,762	1.4	18,620	7,662	2.4	83	12	6.9	2,556	706	3.6	350	102	3.4
44	Bogura RWH	Gabtali	31,100	17,535	1.8	891,205	10,321	86.3	24	10	2.4	4,144	1,717	2.4	300	107	2.8
45	Bogura RWH	Ghoraghat	10,500	9,126	1.2	17,760	6,570	2.7	19	7	2.7	1,669	464	3.6	2	83	0.0
46	Bogura RWH	Hakimpur	4,136	7,574	0.5	31,130	4,187	7.4	48	4	12.0	2,180	202	10.8	100	45	2.2
47	Bogura RWH	Joypurhat Sadar	49,420	20,051	2.5	21,140	11,246	1.9	100	35	2.9	3,475	1,393	2.5	400	187	2.1
48	Bogura RWH	Kahaloo	36,072	17,418	2.1	13,910	11,028	1.3	45	7	6.4	3,403	886	3.8	150	125	1.2
49	Bogura RWH	Kalai	20,620	8,596	2.4	55,340	7,555	7.3	40	12	3.3	1,387	471	2.9	100	61	1.6
50	Bogura RWH	Khetlal	22,548	8,465	2.7	524,145	4,930	106.3	26	23	1.1	2,079	471	4.4	100	59	1.7

SL	Warehouse Name	Upazila Name	Condom			Shukhi			IUD			Injectables			Implant		
			CBL	AMD	MOS	CBL	AMD	MOS	CBL	AMD	MOS	CBL	AMD	MOS	CBL	AMD	MOS
51	Bogura RWH	Mahadebpur	29,700	16,141	1.8	52,705	15,199	3.5	48	5	9.6	3,206	879	3.6	150	81	1.9
52	Bogura RWH	Manda	38,790	23,826	1.6	63,465	25,831	2.5	127	62	2.0	4,921	2,041	2.4	100	85	1.2
53	Bogura RWH	Nandigram	12,000	9,783	1.2	17,910	10,634	1.7	50	3	16.7	1,350	349	3.9	200	51	3.9
54	Bogura RWH	Naogaon Sadar	40,300	20,472	2.0	22,515	12,044	1.9	31	34	0.9	4,191	1,266	3.3	200	96	2.1
55	Bogura RWH	Niamatpur	21,710	11,847	1.8	50,350	9,537	5.3	23	13	1.8	2,352	967	2.4	100	65	1.5
56	Bogura RWH	Panchbibi	30,920	15,885	1.9	409,054	7,747	52.8	10	20	0.5	2,131	848	2.5	220	104	2.1
57	Bogura RWH	Patnitala	18,024	12,011	1.5	44,465	11,874	3.7	59	11	5.4	2,116	846	2.5	100	73	1.4
58	Bogura RWH	Porsha	8,520	10,729	0.8	37,535	8,555	4.4	31	11	2.8	1,774	556	3.2	100	38	2.6
59	Bogura RWH	Raninagar	6,800	11,170	0.6	6,750	11,611	0.6	39	10	3.9	1,571	567	2.8	50	31	1.6
60	Bogura RWH	Sapahar	14,244	10,279	1.4	28,425	9,634	3.0	24	10	2.4	2,211	1,089	2.0	200	29	6.9
61	Bogura RWH	Sariakandi	30,276	13,920	2.2	68,715	8,442	8.1	37	22	1.7	3,545	1,122	3.2	50	149	0.3
62	Bogura RWH	Shajahanpur	70,176	42,748	1.6	26,855	11,644	2.3	22	14	1.6	2,778	990	2.8	200	120	1.7
63	Bogura RWH	Sherpur	54,200	30,863	1.8	60,680	17,704	3.4	62	16	3.9	4,371	1,561	2.8	200	101	2.0
64	Bogura RWH	Shibganj	31,800	15,182	2.1	39,280	14,624	2.7	85	13	6.5	5,150	2,614	2.0	150	86	1.7
65	Bogura RWH	Sonatola	17,824	9,412	1.9	174,175	9,732	17.9	130	39	3.3	2,626	797	3.3	50	130	0.4
66	Chattogram RWH	Anowara	40,000	9,315	4.3	106,655	8,882	12.0	100	15	6.7	2,680	665	4.0	300	65	4.6
67	Chattogram RWH	Banshkhali	39,300	13,883	2.8	19,490	8,464	2.3	182	14	13.0	4,338	1,450	3.0	400	119	3.4
68	Chattogram RWH	Boalkhali	121,101	8,481	14.3	23,732	7,002	3.4	125	32	3.9	2,037	512	4.0	250	64	3.9
69	Chattogram RWH	Chandanaish	33,600	6,884	4.9	25,735	7,539	3.4	110	25	4.4	2,782	894	3.1	250	51	4.9
70	Chattogram RWH	Dighinala	38,700	8,191	4.7	18,530	8,784	2.1	220	26	8.5	4,276	1,041	4.1	250	40	6.3
71	Chattogram RWH	Double Mooring	21,516	56,232	0.4	8,595	13,349	0.6	785	244	3.2	5,785	3,231	1.8	800	234	3.4
72	Chattogram RWH	Fatikchhari	32,700	14,124	2.3	25,330	12,201	2.1	146	15	9.7	5,588	1,892	3.0	750	207	3.6
73	Chattogram RWH	Guimara	21,264	1,307	16.3	13,285	3,028	4.4	198	8	24.8	1,754	212	8.3	350	21	16.7
74	Chattogram RWH	Hathazari	39,300	36,664	1.1	19,900	20,183	1.0	120	21	5.7	5,436	1,471	3.7	550	70	7.9
75	Chattogram RWH	Khagrachhari Sadar	28,320	2,931	9.7	21,275	5,371	4.0	306	47	6.5	1,751	466	3.8	250	37	6.8

SL	Warehouse Name	Upazila Name	Condom			Shukhi			IUD			Injectables			Implant		
			CBL	AMD	MOS	CBL	AMD	MOS	CBL	AMD	MOS	CBL	AMD	MOS	CBL	AMD	MOS
76	Chattogram RWH	Lakshmichhari	22,447	1,567	14.3	52,667	2,435	21.6	85	14	6.1	890	103	8.6	100	26	3.8
77	Chattogram RWH	Lohagara	46,524	4,494	10.4	37,900	5,948	6.4	94	19	4.9	4,235	966	4.4	350	45	7.8
78	Chattogram RWH	Mahalchhari	24,320	4,097	5.9	18,080	4,061	4.5	100	17	5.9	1,300	305	4.3	150	43	3.5
79	Chattogram RWH	Manikchhari	19,454	1,492	13.0	46,755	1,511	30.9	69	11	6.3	1,938	466	4.2	150	21	7.1
80	Chattogram RWH	Matiranga	31,100	8,476	3.7	17,540	6,307	2.8	107	25	4.3	2,951	797	3.7	300	63	4.8
81	Chattogram RWH	Mirsharai	45,734	11,874	3.9	23,143	11,847	2.0	205	55	3.7	4,290	1,737	2.5	350	73	4.8
82	Chattogram RWH	Panchhari	19,978	3,998	5.0	13,940	4,248	3.3	267	11	24.3	1,442	206	7.0	250	32	7.8
83	Chattogram RWH	Panchlaish	37,920	41,899	0.9	11,430	9,129	1.3	157	138	1.1	3,142	2,754	1.1	306	155	2.0
84	Chattogram RWH	Patiya	68,400	16,563	4.1	21,565	16,905	1.3	339	97	3.5	5,200	1,936	2.7	500	143	3.5
85	Chattogram RWH	Ramgarh	19,060	3,177	6.0	19,265	3,185	6.0	104	6	17.3	738	150	4.9	150	25	6.0
86	Chattogram RWH	Rangunia	47,160	13,920	3.4	33,860	13,047	2.6	465	32	14.5	3,920	1,477	2.7	600	139	4.3
87	Chattogram RWH	Raozan	45,856	13,201	3.5	17,370	11,200	1.6	254	61	4.2	6,142	1,243	4.9	300	126	2.4
88	Chattogram RWH	Sandwip	49,860	9,958	5.0	30,560	12,544	2.4	236	5	47.2	4,388	1,299	3.4	300	103	2.9
89	Chattogram RWH	Satkania	50,860	13,873	3.7	20,150	10,967	1.8	152	18	8.4	3,975	809	4.9	500	80	6.3
90	Chattogram RWH	Sitakunda	62,670	15,382	4.1	33,880	9,329	3.6	140	39	3.6	8,359	1,203	6.9	450	51	8.8
91	Cox's Bazar RWH	Chakaria	63,420	13,714	4.6	35,798	12,844	2.8	259	99	2.6	5,888	3,339	1.8	400	217	1.8
92	Cox's Bazar RWH	Cox's Bazar Sadar	94,320	14,910	6.3	174,466	9,887	17.6	129	65	2.0	2,306	3,409	0.7	360	118	3.1
93	Cox's Bazar RWH	Kutubdia	22,776	3,638	6.3	5,095	2,613	1.9	170	56	3.0	7,686	1,085	7.1	900	92	9.8
94	Cox's Bazar RWH	Maheshkhali	124,471	6,243	19.9	65,124	13,875	4.7	186	54	3.4	6,476	3,222	2.0	400	180	2.2
95	Cox's Bazar RWH	Pekua	104,700	7,196	14.5	126,585	7,259	17.4	163	41	4.0	5,104	2,902	1.8	500	96	5.2
96	Cox's Bazar RWH	Ramu	31,020	14,369	2.2	165,240	6,330	26.1	21	66	0.3	1,601	1,856	0.9	1,000	120	8.3
97	Cox's Bazar RWH	Teknaf	45,488	20,449	2.2	28,770	13,218	2.2	122	89	1.4	7,059	4,246	1.7	450	165	2.7
98	Cox's Bazar RWH	Ukhia	16,920	6,682	2.5	40,740	5,409	7.5	137	78	1.8	2,404	1,226	2.0	800	176	4.5
99	Cumilla RWH	Akhaura	44,400	6,822	6.5	14,075	5,284	2.7	201	12	16.8	1,485	705	2.1	200	37	5.4
100	Cumilla RWH	Ashuganj	64,812	11,069	5.9	26,455	7,077	3.7	35	24	1.5	3,576	854	4.2	100	53	1.9

SL	Warehouse Name	Upazila Name	Condom			Shukhi			IUD			Injectables			Implant		
			CBL	AMD	MOS	CBL	AMD	MOS	CBL	AMD	MOS	CBL	AMD	MOS	CBL	AMD	MOS
101	Cumilla RWH	Banchharampur	88,200	14,972	5.9	40,255	9,620	4.2	342	35	9.8	5,272	1,533	3.4	300	200	1.5
102	Cumilla RWH	Barura	41,388	11,469	3.6	4,900	10,800	0.5	10	44	0.2	442	2,844	0.2	50	51	1.0
103	Cumilla RWH	Bijoyagar	57,408	8,494	6.8	13,311	8,234	1.6	145	10	14.5	1,875	1,213	1.5	200	37	5.4
104	Cumilla RWH	Brahman Para	53,500	6,995	7.6	32,505	6,894	4.7	225	21	10.7	5,907	798	7.4	300	57	5.3
105	Cumilla RWH	Brahmanbaria Sadar	83,700	18,840	4.4	63,815	9,845	6.5	220	62	3.5	3,949	1,900	2.1	200	101	2.0
106	Cumilla RWH	Burichang	59,678	23,986	2.5	24,095	17,140	1.4	309	42	7.4	3,973	1,753	2.3	200	73	2.7
107	Cumilla RWH	Chandina	40,464	13,051	3.1	9,000	15,107	0.6	134	32	4.2	1,945	2,479	0.8	50	45	1.1
108	Cumilla RWH	Chandpur Sadar	29,400	14,690	2.0	9,505	14,030	0.7	191	102	1.9	3,844	2,341	1.6	140	117	1.2
109	Cumilla RWH	Chauddagam	60,056	15,378	3.9	9,050	13,819	0.7	188	22	8.5	2,028	3,267	0.6	100	44	2.3
110	Cumilla RWH	Cumilla Adarsha Sadar	59,466	45,365	1.3	55,695	15,962	3.5	262	71	3.7	2,965	2,545	1.2	100	150	0.7
111	Cumilla RWH	Cumilla Sadar Dakshin	56,628	11,391	5.0	25,865	11,217	2.3	105	23	4.6	641	1,965	0.3	150	61	2.5
112	Cumilla RWH	Daudkandi	51,528	11,660	4.4	16,778	11,417	1.5	0	66	0.0	2,303	1,801	1.3	50	40	1.3
113	Cumilla RWH	Debidwar	67,800	17,923	3.8	28,630	15,021	1.9	325	29	11.2	5,511	2,868	1.9	300	57	5.3
114	Cumilla RWH	Faridganj	56,800	17,232	3.3	39,855	16,933	2.4	460	67	6.9	5,105	2,670	1.9	500	198	2.5
115	Cumilla RWH	Haim Char	18,700	4,218	4.4	11,075	5,473	2.0	177	18	9.8	2,031	463	4.4	100	41	2.4
116	Cumilla RWH	Hajiganj	23,200	7,106	3.3	5,685	11,486	0.5	12	57	0.2	1,980	1,981	1.0	10	86	0.1
117	Cumilla RWH	Homna	45,420	16,573	2.7	9,680	9,217	1.1	129	33	3.9	3,646	957	3.8	250	51	4.9
118	Cumilla RWH	Kachua	31,036	13,824	2.2	16,425	12,942	1.3	160	49	3.3	148	3,138	0.0	100	80	1.3
119	Cumilla RWH	Kasba	51,400	19,012	2.7	13,720	11,459	1.2	61	38	1.6	2,811	1,188	2.4	150	175	0.9
120	Cumilla RWH	Laksam	66,700	9,494	7.0	37,265	7,362	5.1	170	23	7.4	5,039	1,387	3.6	200	46	4.3
121	Cumilla RWH	Lalmal	9,204	3,989	2.3	10,388	5,880	1.8	214	8	26.8	2,627	793	3.3	100	27	3.7
122	Cumilla RWH	Manoharganj	39,300	11,407	3.4	33,385	8,747	3.8	87	10	8.7	2,844	1,289	2.2	150	36	4.2
123	Cumilla RWH	Matlab Dakshin	44,276	7,756	5.7	34,332	8,153	4.2	203	22	9.2	2,919	1,684	1.7	250	70	3.6
124	Cumilla RWH	Matlab Uttar	40,500	10,364	3.9	14,925	10,581	1.4	156	72	2.2	7,942	1,066	7.5	50	115	0.4
125	Cumilla RWH	Meghna	44,400	6,971	6.4	10,040	4,831	2.1	85	19	4.5	1,760	831	2.1	200	59	3.4

SL	Warehouse Name	Upazila Name	Condom			Shukhi			IUD			Injectables			Implant		
			CBL	AMD	MOS	CBL	AMD	MOS	CBL	AMD	MOS	CBL	AMD	MOS	CBL	AMD	MOS
126	Cumilla RWH	Muradnagar	81,900	27,765	2.9	15,655	17,719	0.9	165	31	5.3	5,299	2,752	1.9	200	187	1.1
127	Cumilla RWH	Nabinagar	86,384	16,823	5.1	14,910	11,500	1.3	150	32	4.7	3,345	1,574	2.1	100	106	0.9
128	Cumilla RWH	Nangalkot	45,400	16,520	2.7	3,926	9,521	0.4	145	13	11.2	1,886	2,037	0.9	0	91	0.0
129	Cumilla RWH	Nasirnagar	56,604	10,212	5.5	12,385	12,894	1.0	160	14	11.4	2,591	1,165	2.2	50	75	0.7
130	Cumilla RWH	Sarail	35,900	21,055	1.7	17,390	11,441	1.5	170	10	17.0	2,438	1,530	1.6	100	89	1.1
131	Cumilla RWH	Shahrasti	36,800	6,874	5.4	18,830	9,327	2.0	127	31	4.1	731	2,173	0.3	100	55	1.8
132	Cumilla RWH	Titas	49,536	17,309	2.9	39,550	6,286	6.3	136	28	4.9	2,612	1,866	1.4	200	23	8.7
133	Dhaka CWH	Araihazar	30,908	16,232	1.9	24,360	20,632	1.2	85	49	1.7	4,372	2,148	2.0	150	132	1.1
134	Dhaka CWH	Bandar	62,433	32,961	1.9	21,871	13,560	1.6	56	24	2.3	5,004	1,935	2.6	400	54	7.4
135	Dhaka CWH	Belabo	10,344	10,199	1.0	13,440	8,474	1.6	15	15	1.0	1,900	1,026	1.9	550	43	12.8
136	Dhaka CWH	Daulatpur	19,572	10,061	1.9	18,460	8,111	2.3	36	8	4.5	1,992	1,000	2.0	200	68	2.9
137	Dhaka CWH	Dhamrai	41,404	24,761	1.7	29,220	17,721	1.6	176	121	1.5	3,477	1,539	2.3	300	75	4.0
138	Dhaka CWH	Dohar	28,228	12,913	2.2	33,030	7,029	4.7	101	11	9.2	1,472	714	2.1	600	41	14.6
139	Dhaka CWH	Gazaria	19,504	10,077	1.9	9,655	7,308	1.3	68	16	4.3	1,482	682	2.2	151	33	4.6
140	Dhaka CWH	Gazipur Sadar	58,356	50,074	1.2	45,680	16,338	2.8	125	62	2.0	3,919	1,958	2.0	400	102	3.9
141	Dhaka CWH	Ghior	16,980	10,396	1.6	48,460	6,534	7.4	94	11	8.5	1,069	540	2.0	600	42	14.3
142	Dhaka CWH	Harirampur	14,432	16,742	0.9	58,601	5,716	10.3	65	4	16.3	888	384	2.3	793	57	13.9
143	Dhaka CWH	Kaliakair	49,837	26,009	1.9	26,908	15,754	1.7	136	53	2.6	1,971	941	2.1	500	62	8.1
144	Dhaka CWH	Kaliganj	65,444	32,282	2.0	14,780	12,834	1.2	80	17	4.7	3,651	1,794	2.0	600	50	12.0
145	Dhaka CWH	Kapasia	47,412	27,508	1.7	56,930	18,752	3.0	64	7	9.1	1,582	755	2.1	300	137	2.2
146	Dhaka CWH	Keraniganj	70,000	39,179	1.8	44,820	16,011	2.8	128	96	1.3	5,202	2,743	1.9	400	130	3.1
147	Dhaka CWH	Lohajang	17,028	12,375	1.4	17,800	6,917	2.6	82	8	10.3	1,096	549	2.0	600	33	18.2
148	Dhaka CWH	Manikganj Sadar	55,800	27,901	2.0	42,240	9,999	4.2	225	20	11.3	1,713	847	2.0	300	121	2.5
149	Dhaka CWH	Manohardi	28,200	13,465	2.1	52,780	7,620	6.9	92	28	3.3	4,383	1,814	2.4	800	34	23.5
150	Dhaka CWH	Mirpur	71,100	160,137	0.4	36,684	30,475	1.2	680	304	2.2	17,382	8,263	2.1	300	441	0.7

SL	Warehouse Name	Upazila Name	Condom			Shukhi			IUD			Injectables			Implant		
			CBL	AMD	MOS	CBL	AMD	MOS	CBL	AMD	MOS	CBL	AMD	MOS	CBL	AMD	MOS
151	Dhaka CWH	Munshiganj Sadar	55,920	29,650	1.9	38,460	15,568	2.5	148	21	7.0	3,161	1,532	2.1	600	38	15.8
152	Dhaka CWH	Narayanganj Sadar	35,903	80,398	0.4	11,670	42,156	0.3	172	33	5.2	17,004	6,758	2.5	1,100	123	8.9
153	Dhaka CWH	Narsingdi Sadar	52,214	44,865	1.2	35,717	45,090	0.8	382	116	3.3	13,769	7,029	2.0	1,480	117	12.6
154	Dhaka CWH	Nawabganj	27,319	14,970	1.8	29,185	8,590	3.4	20	22	0.9	1,222	651	1.9	300	56	5.4
155	Dhaka CWH	Palash	21,300	13,262	1.6	9,415	10,309	0.9	34	13	2.6	1,840	868	2.1	100	41	2.4
156	Dhaka CWH	Roypura	81,924	40,359	2.0	81,600	20,889	3.9	146	69	2.1	7,060	3,430	2.1	800	85	9.4
157	Dhaka CWH	Rupganj	59,884	37,202	1.6	16,255	30,886	0.5	209	32	6.5	5,862	2,860	2.0	600	89	6.7
158	Dhaka CWH	Saturia	21,900	13,221	1.7	19,990	7,785	2.6	20	33	0.6	1,054	597	1.8	300	63	4.8
159	Dhaka CWH	Savar	86,200	77,023	1.1	41,970	21,362	2.0	68	82	0.8	6,282	3,282	1.9	1,200	87	13.8
160	Dhaka CWH	Serajdikhan	22,004	19,325	1.1	42,360	13,941	3.0	145	24	6.0	1,824	855	2.1	300	53	5.7
161	Dhaka CWH	Shibalaya	18,000	12,405	1.5	31,150	7,891	3.9	132	14	9.4	2,500	931	2.7	400	51	7.8
162	Dhaka CWH	Shibpur	39,144	16,992	2.3	43,830	12,139	3.6	103	13	7.9	3,148	1,621	1.9	600	53	11.3
163	Dhaka CWH	Singair	38,708	25,330	1.5	68,280	12,239	5.6	54	19	2.8	1,558	705	2.2	700	63	11.1
164	Dhaka CWH	Sonargaon	52,217	26,542	2.0	38,075	20,584	1.8	104	27	3.9	7,059	2,767	2.6	400	57	7.0
165	Dhaka CWH	Sreenagar	24,748	14,701	1.7	76,000	8,757	8.7	90	17	5.3	1,414	684	2.1	300	48	6.3
166	Dhaka CWH	Sreepur	220,960	26,685	8.3	60,860	19,580	3.1	70	39	1.8	2,836	1,319	2.2	300	147	2.0
167	Dhaka CWH	Tejgaon	158,300	191,407	0.8	159,000	56,037	2.8	1,000	568	1.8	22,700	11,320	2.0	2,635	851	3.1
168	Dhaka CWH	Tongi	61,040	27,290	2.2	32,870	8,884	3.7	147	40	3.7	1,702	772	2.2	660	58	11.4
169	Dhaka CWH	Tongibari	23,112	11,331	2.0	11,130	7,800	1.4	31	8	3.9	997	449	2.2	600	24	25.0
170	Dinajpur RWH	Atwari	13,462	2,582	5.2	36,462	4,417	8.3	117	4	29.3	2,263	701	3.2	0	30	0.0
171	Dinajpur RWH	Baliadangi	13,800	2,675	5.2	31,680	5,304	6.0	119	8	14.9	3,453	1,429	2.4	150	35	4.3
172	Dinajpur RWH	Biral	14,426	8,658	1.7	53,250	11,934	4.5	174	8	21.8	3,224	1,059	3.0	210	107	2.0
173	Dinajpur RWH	Birampur	19,200	4,706	4.1	28,090	4,611	6.1	67	16	4.2	1,808	333	5.4	200	68	2.9
174	Dinajpur RWH	Birganj	18,900	10,346	1.8	48,000	15,436	3.1	97	10	9.7	4,577	1,732	2.6	50	200	0.3
175	Dinajpur RWH	Bochaganj	19,924	5,072	3.9	18,390	7,363	2.5	106	28	3.8	2,070	626	3.3	100	99	1.0

SL	Warehouse Name	Upazila Name	Condom			Shukhi			IUD			Injectables			Implant		
			CBL	AMD	MOS	CBL	AMD	MOS	CBL	AMD	MOS	CBL	AMD	MOS	CBL	AMD	MOS
176	Dinajpur RWH	Boda	10,500	7,543	1.4	23,600	13,767	1.7	120	9	13.3	4,593	2,033	2.3	200	111	1.8
177	Dinajpur RWH	Chirirbandar	18,335	8,696	2.1	43,476	10,988	4.0	96	9	10.7	2,871	1,360	2.1	0	155	0.0
178	Dinajpur RWH	Debiganj	22,600	7,125	3.2	48,240	12,835	3.8	223	18	12.4	2,310	2,583	0.9	50	71	0.7
179	Dinajpur RWH	Dinajpur Sadar	53,800	24,260	2.2	35,792	11,074	3.2	132	42	3.1	5,562	2,323	2.4	20	276	0.1
180	Dinajpur RWH	Fulbari	15,564	8,801	1.8	26,920	6,970	3.9	109	22	5.0	2,177	492	4.4	50	77	0.6
181	Dinajpur RWH	Haripur	13,000	3,298	3.9	32,998	6,459	5.1	100	8	12.5	1,055	692	1.5	150	19	7.9
182	Dinajpur RWH	Kaharole	18,200	3,357	5.4	22,560	9,194	2.5	109	18	6.1	2,434	635	3.8	200	102	2.0
183	Dinajpur RWH	Khansama	30,000	4,032	7.4	13,440	11,672	1.2	216	9	24.0	1,200	1,647	0.7	200	112	1.8
184	Dinajpur RWH	Nawabganj	24,200	10,575	2.3	53,280	8,675	6.1	146	3	48.7	2,795	1,215	2.3	200	72	2.8
185	Dinajpur RWH	Panchagarh Sadar	18,148	9,861	1.8	14,220	10,991	1.3	111	18	6.2	4,958	1,997	2.5	50	55	0.9
186	Dinajpur RWH	Parbatipur	40,980	19,859	2.1	46,070	13,052	3.5	224	30	7.5	4,003	1,871	2.1	50	138	0.4
187	Dinajpur RWH	Pirganj	13,100	6,966	1.9	31,200	10,289	3.0	67	27	2.5	1,990	910	2.2	200	80	2.5
188	Dinajpur RWH	Ranisankail	18,616	4,557	4.1	16,030	10,672	1.5	149	6	24.8	2,161	1,050	2.1	200	58	3.4
189	Dinajpur RWH	Tentulia	8,004	4,650	1.7	13,730	5,122	2.7	122	17	7.2	1,495	459	3.3	150	30	5.0
190	Dinajpur RWH	Thakurgaon Sadar	39,300	16,174	2.4	44,285	19,847	2.2	180	25	7.2	10,704	4,838	2.2	60	214	0.3
191	Faridpur RWH	Alfadanga	56,432	6,903	8.2	12,605	3,677	3.4	30	8	3.8	994	532	1.9	200	77	2.6
192	Faridpur RWH	Baliakandi	171,120	11,379	15.0	12,932	11,368	1.1	89	14	6.4	2,278	767	3.0	300	44	6.8
193	Faridpur RWH	Bhanga	135,000	24,014	5.6	27,487	14,437	1.9	160	73	2.2	3,016	902	3.3	400	171	2.3
194	Faridpur RWH	Bhedarganj	31,432	7,037	4.5	20,495	8,089	2.5	189	24	7.9	4,336	1,406	3.1	300	47	6.4
195	Faridpur RWH	Boalmari	37,472	12,254	3.1	26,350	10,271	2.6	23	15	1.5	3,529	1,029	3.4	200	115	1.7
196	Faridpur RWH	Char Bhadrasan	21,142	9,299	2.3	2,990	2,999	1.0	2	7	0.3	187	191	1.0	150	32	4.7
197	Faridpur RWH	Damudya	19,860	4,338	4.6	10,975	2,923	3.8	37	19	1.9	1,952	294	6.6	150	17	8.8
198	Faridpur RWH	Faridpur Sadar	69,660	40,049	1.7	28,835	18,914	1.5	100	28	3.6	6,342	3,086	2.1	741	143	5.2
199	Faridpur RWH	Goalanda	272,688	6,870	39.7	15,055	4,049	3.7	42	7	6.0	2,576	615	4.2	350	54	6.5
200	Faridpur RWH	Gopalganj Sadar	88,174	32,435	2.7	3,662	15,803	0.2	134	41	3.3	4,780	1,262	3.8	450	110	4.1

SL	Warehouse Name	Upazila Name	Condom			Shukhi			IUD			Injectables			Implant		
			CBL	AMD	MOS	CBL	AMD	MOS	CBL	AMD	MOS	CBL	AMD	MOS	CBL	AMD	MOS
201	Faridpur RWH	Gosairhat	191,388	8,190	23.4	22,265	6,617	3.4	80	26	3.1	3,113	831	3.7	450	35	12.9
202	Faridpur RWH	Kalkini	51,600	20,971	2.5	29,920	15,049	2.0	130	22	5.9	4,240	1,419	3.0	300	73	4.1
203	Faridpur RWH	Kalukhali	21,400	8,524	2.5	11,110	8,539	1.3	155	11	14.1	2,256	530	4.3	0	47	0.0
204	Faridpur RWH	Kashiani	74,280	16,124	4.6	12,230	10,225	1.2	25	3	8.3	2,481	804	3.1	300	71	4.2
205	Faridpur RWH	Kotalipara	48,600	12,501	3.9	31,340	17,262	1.8	48	8	6.0	3,539	777	4.6	150	73	2.1
206	Faridpur RWH	Madaripur Sadar	44,596	17,373	2.6	16,685	21,740	0.8	316	52	6.1	7,053	3,240	2.2	350	96	3.6
207	Faridpur RWH	Madhukhali	194,280	10,743	18.1	21,000	11,708	1.8	329	46	7.2	3,555	1,134	3.1	200	94	2.1
208	Faridpur RWH	Muksudpur	95,472	23,000	4.2	12,265	25,149	0.5	104	15	6.9	4,563	1,961	2.3	100	70	1.4
209	Faridpur RWH	Nagarkanda	55,680	15,542	3.6	22,438	9,966	2.3	138	23	6.0	1,245	511	2.4	150	38	3.9
210	Faridpur RWH	Naria	178,547	10,171	17.6	16,400	9,694	1.7	140	10	14.0	2,537	576	4.4	450	60	7.5
211	Faridpur RWH	Pangsha	47,700	15,583	3.1	3,540	12,439	0.3	151	24	6.3	3,880	1,095	3.5	400	107	3.7
212	Faridpur RWH	Rajbari Sadar	30,668	25,860	1.2	29,445	12,627	2.3	419	95	4.4	4,209	1,385	3.0	600	194	3.1
213	Faridpur RWH	Rajoir	32,050	11,078	2.9	11,700	12,215	1.0	52	3	17.3	1,990	958	2.1	300	59	5.1
214	Faridpur RWH	Sadarpur	66,027	18,236	3.6	9,070	7,468	1.2	53	6	8.8	1,454	617	2.4	100	41	2.4
215	Faridpur RWH	Saltha	43,356	10,426	4.2	23,945	8,476	2.8	45	29	1.6	1,782	489	3.6	0	70	0.0
216	Faridpur RWH	Shariatpur Sadar	38,848	9,195	4.2	12,740	7,408	1.7	372	57	6.5	2,548	626	4.1	200	100	2.0
217	Faridpur RWH	Shib Char	56,236	19,824	2.8	32,005	15,847	2.0	100	24	4.2	6,610	1,378	4.8	50	75	0.7
218	Faridpur RWH	Tungipara	36,268	10,766	3.4	16,470	5,949	2.8	44	5	8.8	1,735	460	3.8	200	49	4.1
219	Faridpur RWH	Zanjira	83,669	13,602	6.2	25,326	7,718	3.3	298	18	16.6	3,541	836	4.2	250	28	8.9
220	Jamalpur RWH	Bakshiganj	13,208	12,308	1.1	23,445	14,071	1.7	39	7	5.6	2,325	935	2.5	250	48	5.2
221	Jamalpur RWH	Char Rajibpur	30,300	12,933	2.3	20,585	3,008	6.8	20	7	2.9	1,561	824	1.9	90	42	2.1
222	Jamalpur RWH	Dewanganj	15,680	23,459	0.7	48,960	11,591	4.2	10	8	1.3	4,400	2,135	2.1	300	90	3.3
223	Jamalpur RWH	Islampur	31,472	34,392	0.9	87,200	19,438	4.5	24	23	1.0	2,817	1,713	1.6	200	76	2.6
224	Jamalpur RWH	Jamalpur Sadar	36,000	50,729	0.7	66,240	40,212	1.6	250	48	5.2	9,000	4,671	1.9	400	121	3.3
225	Jamalpur RWH	Jhenaigati	25,375	12,807	2.0	30,000	13,874	2.2	58	4	14.5	3,553	1,606	2.2	150	48	3.1

SL	Warehouse Name	Upazila Name	Condom			Shukhi			IUD			Injectables			Implant		
			CBL	AMD	MOS	CBL	AMD	MOS	CBL	AMD	MOS	CBL	AMD	MOS	CBL	AMD	MOS
226	Jamalpur RWH	Madarganj	16,110	11,596	1.4	33,120	10,017	3.3	65	14	4.6	1,900	596	3.2	200	100	2.0
227	Jamalpur RWH	Melandaha	14,700	21,028	0.7	45,240	18,388	2.5	110	32	3.4	2,700	1,403	1.9	100	84	1.2
228	Jamalpur RWH	Nakla	22,656	15,325	1.5	28,755	12,171	2.4	44	8	5.5	2,279	1,195	1.9	300	96	3.1
229	Jamalpur RWH	Nalitabari	30,743	18,070	1.7	22,590	15,640	1.4	55	14	3.9	2,971	1,306	2.3	100	65	1.5
230	Jamalpur RWH	Raumari	38,100	19,352	2.0	17,280	9,252	1.9	67	13	5.2	2,443	1,226	2.0	150	35	4.3
231	Jamalpur RWH	Sarishabari	24,000	35,002	0.7	66,720	17,450	3.8	146	28	5.2	2,710	1,516	1.8	200	81	2.5
232	Jamalpur RWH	Sherpur Sadar	42,500	33,422	1.3	23,630	27,815	0.8	28	24	1.2	7,260	4,031	1.8	400	134	3.0
233	Jamalpur RWH	Sreebardi	24,026	18,494	1.3	43,479	15,736	2.8	25	7	3.6	1,439	788	1.8	350	104	3.4
234	Jashore RWH	Abhaynagar	26,232	20,755	1.3	15,230	9,563	1.6	150	9	16.7	2,758	1,542	1.8	100	51	2.0
235	Jashore RWH	Bagher Para	18,180	14,787	1.2	30,385	9,440	3.2	33	17	1.9	2,060	1,103	1.9	0	66	0.0
236	Jashore RWH	Chaugachha	29,700	20,718	1.4	20,620	10,230	2.0	42	9	4.7	1,754	844	2.1	150	47	3.2
237	Jashore RWH	Harinakunda	22,476	10,616	2.1	31,485	10,358	3.0	48	10	4.8	1,630	709	2.3	50	74	0.7
238	Jashore RWH	Jashore Sadar	31,660	67,291	0.5	165,609	29,968	5.5	163	42	3.9	6,035	3,221	1.9	30	166	0.2
239	Jashore RWH	Jhenaidah Sadar	34,955	22,117	1.6	50,290	14,273	3.5	76	41	1.9	3,535	1,547	2.3	0	82	0.0
240	Jashore RWH	Jhikargachha	26,100	19,899	1.3	23,500	7,989	2.9	85	10	8.5	2,800	1,064	2.6	50	32	1.6
241	Jashore RWH	Kalia	9,348	19,663	0.5	32,600	12,479	2.6	190	19	10.0	1,733	924	1.9	0	104	0.0
242	Jashore RWH	Kaliganj	28,888	19,109	1.5	73,490	12,561	5.9	47	11	4.3	1,580	829	1.9	200	49	4.1
243	Jashore RWH	Keshabpur	18,400	14,377	1.3	41,415	9,507	4.4	232	10	23.2	2,861	1,805	1.6	200	53	3.8
244	Jashore RWH	Kotchandpur	15,400	6,809	2.3	16,645	4,927	3.4	45	5	9.0	835	504	1.7	400	25	16.0
245	Jashore RWH	Lohagara	14,044	18,730	0.7	61,840	11,089	5.6	152	11	13.8	2,540	1,932	1.3	450	43	10.5
246	Jashore RWH	Magura Sadar	38,412	24,524	1.6	44,925	22,620	2.0	188	71	2.6	5,216	2,402	2.2	200	152	1.3
247	Jashore RWH	Maheshpur	22,946	14,184	1.6	58,833	8,414	7.0	264	16	16.5	5,000	2,178	2.3	300	35	8.6
248	Jashore RWH	Manirampur	24,800	37,180	0.7	38,515	22,080	1.7	162	12	13.5	10,102	5,101	2.0	100	69	1.4
249	Jashore RWH	Mohammadpur	19,080	8,591	2.2	40,740	9,056	4.5	198	13	15.2	1,552	777	2.0	0	57	0.0
250	Jashore RWH	Narail Sadar	13,966	23,876	0.6	8,485	17,044	0.5	209	27	7.7	3,826	1,916	2.0	100	81	1.2

SL	Warehouse Name	Upazila Name	Condom			Shukhi			IUD			Injectables			Implant		
			CBL	AMD	MOS	CBL	AMD	MOS	CBL	AMD	MOS	CBL	AMD	MOS	CBL	AMD	MOS
251	Jashore RWH	Shailkupa	31,668	20,299	1.6	60,785	14,788	4.1	297	10	29.7	2,962	1,491	2.0	300	73	4.1
252	Jashore RWH	Shalikha	19,332	9,366	2.1	22,090	9,125	2.4	50	10	5.0	1,156	655	1.8	10	42	0.2
253	Jashore RWH	Sharsha	5,460	44,525	0.1	12,130	14,345	0.8	100	10	10.0	5,694	2,843	2.0	200	57	3.5
254	Jashore RWH	Sreepur	24,240	10,077	2.4	25,390	8,848	2.9	10	19	0.5	1,144	749	1.5	100	68	1.5
255	Khulna RWH	Assasuni	23,900	14,376	1.7	65,970	20,675	3.2	40	5	8.0	3,065	1,352	2.3	350	46	7.6
256	Khulna RWH	Bagerhat Sadar	28,452	18,314	1.6	36,430	13,564	2.7	35	18	1.9	500	1,116	0.4	90	59	1.5
257	Khulna RWH	Batiaghata	90,600	17,598	5.1	120,750	11,408	10.6	75	9	8.3	2,025	751	2.7	200	48	4.2
258	Khulna RWH	Chitalmari	39,900	16,026	2.5	213,715	10,290	20.8	39	9	4.3	2,545	1,233	2.1	250	39	6.4
259	Khulna RWH	Dacope	21,000	9,138	2.3	274,740	10,029	27.4	100	14	7.1	1,826	507	3.6	200	98	2.0
260	Khulna RWH	Daulatpur	96,400	37,788	2.6	120,009	18,598	6.5	80	18	4.4	6,100	2,850	2.1	200	54	3.7
261	Khulna RWH	Debhata	22,500	18,229	1.2	51,915	11,281	4.6	45	4	11.3	1,430	473	3.0	300	20	15.0
262	Khulna RWH	Dumuria	67,800	28,322	2.4	244,395	24,858	9.8	96	24	4.0	4,339	2,598	1.7	250	135	1.9
263	Khulna RWH	Fakirhat	17,000	9,454	1.8	116,720	6,810	17.1	29	4	7.3	1,270	457	2.8	100	36	2.8
264	Khulna RWH	Kachua	26,436	6,452	4.1	31,015	5,987	5.2	74	18	4.1	1,262	524	2.4	100	33	3.0
265	Khulna RWH	Kalaroa	46,560	26,450	1.8	238,510	8,567	27.8	74	4	18.5	2,466	1,109	2.2	300	25	12.0
266	Khulna RWH	Kaliganj	36,300	32,187	1.1	62,260	23,330	2.7	81	5	16.2	3,362	1,614	2.1	200	46	4.3
267	Khulna RWH	Khulna Sadar	187,760	64,182	2.9	577,260	14,749	39.1	210	43	4.9	8,045	3,184	2.5	374	34	11.0
268	Khulna RWH	Koyra	208,440	13,472	15.5	85,045	17,770	4.8	92	16	5.8	2,327	652	3.6	400	70	5.7
269	Khulna RWH	Mollahat	24,897	9,302	2.7	113,880	9,316	12.2	15	2	7.5	1,070	428	2.5	0	46	0.0
270	Khulna RWH	Mongla	31,682	12,508	2.5	51,480	8,693	5.9	40	10	4.0	2,300	898	2.6	400	36	11.1
271	Khulna RWH	Morrelganj	66,100	15,032	4.4	433,225	17,070	25.4	45	70	0.6	3,402	1,496	2.3	200	90	2.2
272	Khulna RWH	Paikgachha	24,900	14,954	1.7	337,785	20,588	16.4	70	13	5.4	2,955	1,007	2.9	250	67	3.7
273	Khulna RWH	Phultala	54,600	20,008	2.7	464,780	5,545	83.8	70	25	2.8	1,415	692	2.0	200	58	3.4
274	Khulna RWH	Rampal	25,500	13,746	1.9	66,240	9,955	6.7	81	8	10.1	1,030	427	2.4	200	44	4.5
275	Khulna RWH	Rupsa	30,800	13,421	2.3	43,255	9,725	4.4	38	17	2.2	551	414	1.3	200	48	4.2

SL	Warehouse Name	Upazila Name	Condom			Shukhi			IUD			Injectables			Implant		
			CBL	AMD	MOS	CBL	AMD	MOS	CBL	AMD	MOS	CBL	AMD	MOS	CBL	AMD	MOS
276	Khulna RWH	Sarankhola	15,100	7,646	2.0	58,440	5,954	9.8	20	4	5.0	1,658	960	1.7	200	68	2.9
277	Khulna RWH	Satkhira Sadar	89,900	50,535	1.8	55,360	18,748	3.0	43	18	2.4	7,237	3,322	2.2	490	47	10.4
278	Khulna RWH	Shyamnagar	43,816	24,606	1.8	57,795	27,665	2.1	86	11	7.8	3,392	984	3.4	100	86	1.2
279	Khulna RWH	Tala	39,756	22,983	1.7	144,115	18,443	7.8	154	42	3.7	4,389	2,340	1.9	300	52	5.8
280	Khulna RWH	Terokhada	27,700	12,688	2.2	189,940	6,539	29.0	68	10	6.8	789	333	2.4	200	38	5.3
281	Kushtia RWH	Alamdanga	32,328	18,979	1.7	34,635	15,373	2.3	41	10	4.1	3,805	1,898	2.0	0	84	0.0
282	Kushtia RWH	Bheramara	27,552	14,254	1.9	35,650	8,003	4.5	25	5	5.0	2,138	1,051	2.0	100	44	2.3
283	Kushtia RWH	Chuadanga Sadar	50,100	32,617	1.5	26,085	11,675	2.2	121	20	6.1	5,511	2,864	1.9	300	48	6.3
284	Kushtia RWH	Damurhuda	31,152	20,919	1.5	34,970	12,178	2.9	33	13	2.5	5,606	2,888	1.9	100	67	1.5
285	Kushtia RWH	Daulatpur	57,200	36,819	1.6	18,015	18,284	1.0	184	3	61.3	7,257	3,594	2.0	200	30	6.7
286	Kushtia RWH	Gangni	40,128	25,722	1.6	37,470	10,759	3.5	28	19	1.5	7,120	3,477	2.0	300	29	10.3
287	Kushtia RWH	Jiban Nagar	9,700	4,836	2.0	29,160	5,039	5.8	96	24	4.0	2,242	1,042	2.2	50	66	0.8
288	Kushtia RWH	Khoksa	26,700	13,978	1.9	24,825	6,935	3.6	25	2	12.5	638	347	1.8	50	18	2.8
289	Kushtia RWH	Kumarkhali	40,174	23,440	1.7	26,610	10,771	2.5	58	5	11.6	2,408	1,322	1.8	150	54	2.8
290	Kushtia RWH	Kushtia Sadar	69,600	39,369	1.8	48,410	24,168	2.0	142	48	3.0	7,051	3,473	2.0	320	163	2.0
291	Kushtia RWH	Meherpur Sadar	45,956	29,499	1.6	46,285	7,505	6.2	24	10	2.4	4,833	2,324	2.1	150	24	6.3
292	Kushtia RWH	Mirpur	47,500	25,069	1.9	25,695	12,864	2.0	35	3	11.7	3,760	1,800	2.1	150	33	4.5
293	Kushtia RWH	Mujib Nagar	17,404	8,309	2.1	3,590	2,380	1.5	32	5	6.4	1,905	922	2.1	50	16	3.1
294	Mymensingh RWH	Atpara	29,304	5,728	5.1	33,075	9,007	3.7	121	6	20.2	1,657	641	2.6	200	63	3.2
295	Mymensingh RWH	Austagram	44,400	8,399	5.3	33,550	6,071	5.5	220	23	9.6	1,890	780	2.4	100	27	3.7
296	Mymensingh RWH	Bajitpur	71,212	12,339	5.8	126,640	11,648	10.9	67	18	3.7	1,542	725	2.1	200	37	5.4
297	Mymensingh RWH	Barhatta	25,064	10,722	2.3	33,560	13,040	2.6	132	6	22.0	3,202	1,441	2.2	300	58	5.2
298	Mymensingh RWH	Bhairab	79,182	18,487	4.3	49,080	10,568	4.6	84	29	2.9	2,181	1,209	1.8	300	86	3.5
299	Mymensingh RWH	Bhaluka	78,200	33,169	2.4	55,200	24,022	2.3	98	69	1.4	3,228	1,566	2.1	200	99	2.0
300	Mymensingh RWH	Dharampasha	64,260	19,132	3.4	67,780	15,444	4.4	90	15	6.0	2,969	1,450	2.0	300	199	1.5

SL	Warehouse Name	Upazila Name	Condom			Shukhi			IUD			Injectables			Implant		
			CBL	AMD	MOS	CBL	AMD	MOS	CBL	AMD	MOS	CBL	AMD	MOS	CBL	AMD	MOS
301	Mymensingh RWH	Dhobaura	72,500	12,149	6.0	23,185	12,240	1.9	71	4	17.8	2,600	1,231	2.1	250	33	7.6
302	Mymensingh RWH	Durgapur	62,200	20,294	3.1	45,600	15,639	2.9	117	7	16.7	5,435	2,502	2.2	200	47	4.3
303	Mymensingh RWH	Fulbaria	65,700	21,892	3.0	29,200	34,394	0.8	127	43	3.0	2,360	1,454	1.6	300	53	5.7
304	Mymensingh RWH	Gaffargaon	204,528	27,811	7.4	62,440	24,314	2.6	101	36	2.8	3,908	2,012	1.9	300	85	3.5
305	Mymensingh RWH	Gauripur	125,976	11,171	11.3	220,800	20,475	10.8	83	23	3.6	3,589	1,706	2.1	200	59	3.4
306	Mymensingh RWH	Haluaghat	109,920	12,416	8.9	36,870	19,935	1.8	107	18	5.9	2,015	1,378	1.5	200	62	3.2
307	Mymensingh RWH	Hossainpur	35,890	6,875	5.2	87,520	8,278	10.6	64	18	3.6	1,917	807	2.4	150	63	2.4
308	Mymensingh RWH	Ishwarganj	77,316	19,128	4.0	67,680	42,506	1.6	147	6	24.5	4,896	2,047	2.4	100	58	1.7
309	Mymensingh RWH	Itna	16,616	4,935	3.4	26,620	7,293	3.7	64	7	9.1	642	236	2.7	100	49	2.0
310	Mymensingh RWH	Kalmakanda	65,940	23,110	2.9	29,895	20,527	1.5	125	9	13.9	2,426	1,136	2.1	200	61	3.3
311	Mymensingh RWH	Karimganj	40,920	12,316	3.3	208,080	15,258	13.6	137	25	5.5	1,737	890	2.0	200	97	2.1
312	Mymensingh RWH	Katiadi	39,280	15,329	2.6	56,119	11,960	4.7	71	32	2.2	2,851	1,238	2.3	100	88	1.1
313	Mymensingh RWH	Kendua	71,720	18,531	3.9	62,000	24,874	2.5	129	13	9.9	2,650	1,291	2.1	426	109	3.9
314	Mymensingh RWH	Khaliajuri	32,134	6,963	4.6	28,300	6,069	4.7	140	8	17.5	956	424	2.3	100	49	2.0
315	Mymensingh RWH	Kishoreganj Sadar	45,204	29,952	1.5	65,280	22,977	2.8	203	72	2.8	4,288	2,337	1.8	200	82	2.4
316	Mymensingh RWH	Kuliar Char	34,100	7,676	4.4	52,270	7,398	7.1	100	8	12.5	1,428	713	2.0	50	56	0.9
317	Mymensingh RWH	Madan	49,256	9,916	5.0	35,490	10,719	3.3	95	6	15.8	1,679	652	2.6	100	65	1.5
318	Mymensingh RWH	Mithamain	36,876	9,422	3.9	35,305	7,927	4.5	145	7	20.7	621	247	2.5	200	38	5.3
319	Mymensingh RWH	Mohanganj	27,800	7,680	3.6	39,460	11,030	3.6	92	11	8.4	2,840	909	3.1	300	84	3.6
320	Mymensingh RWH	Muktagachha	76,512	23,796	3.2	73,440	30,696	2.4	119	21	5.7	4,666	2,191	2.1	200	88	2.3
321	Mymensingh RWH	Mymensingh Sadar	180,572	48,470	3.7	96,675	41,231	2.3	152	91	1.7	7,640	3,440	2.2	377	253	1.5
322	Mymensingh RWH	Nandail	74,842	13,982	5.4	97,385	39,631	2.5	115	24	4.8	4,947	2,284	2.2	300	74	4.1
323	Mymensingh RWH	Netrakona Sadar	37,107	22,155	1.7	70,490	26,240	2.7	137	9	15.2	6,456	2,654	2.4	600	120	5.0
324	Mymensingh RWH	Nikli	19,824	5,249	3.8	16,330	4,989	3.3	161	16	10.1	1,479	540	2.7	200	72	2.8
325	Mymensingh RWH	Pakundia	32,304	9,873	3.3	45,460	9,483	4.8	131	31	4.2	1,390	715	1.9	100	91	1.1

SL	Warehouse Name	Upazila Name	Condom			Shukhi			IUD			Injectables			Implant		
			CBL	AMD	MOS	CBL	AMD	MOS	CBL	AMD	MOS	CBL	AMD	MOS	CBL	AMD	MOS
326	Mymensingh RWH	Phulpur	113,700	20,895	5.4	55,380	38,661	1.4	155	36	4.3	5,987	2,509	2.4	200	178	1.1
327	Mymensingh RWH	Purbadhala	54,800	12,489	4.4	70,380	21,167	3.3	117	7	16.7	3,505	1,981	1.8	100	91	1.1
328	Mymensingh RWH	Tarail	52,088	10,613	4.9	141,960	9,507	14.9	144	17	8.5	1,377	565	2.4	50	39	1.3
329	Mymensingh RWH	Trishal	62,328	31,492	2.0	72,970	39,415	1.9	84	46	1.8	3,669	1,723	2.1	300	107	2.8
330	Noakhali RWH	Begumganj	19,600	19,267	1.0	21,680	10,012	2.2	47	152	0.3	1,893	1,921	1.0	10	144	0.1
331	Noakhali RWH	Chatkhil	8,600	4,486	1.9	25,395	4,214	6.0	243	43	5.7	1,791	789	2.3	401	51	7.9
332	Noakhali RWH	Chhagalnaiya	21,500	5,559	3.9	10,620	3,137	3.4	120	22	5.5	1,817	524	3.5	270	46	5.9
333	Noakhali RWH	Companiganj	20,528	6,897	3.0	19,480	4,701	4.1	230	26	8.8	5,001	1,047	4.8	200	69	2.9
334	Noakhali RWH	Daganbhuiyan	10,492	11,488	0.9	6,755	4,519	1.5	161	26	6.2	2,384	875	2.7	100	57	1.8
335	Noakhali RWH	Feni Sadar	64,900	30,703	2.1	24,895	10,816	2.3	505	229	2.2	6,110	3,096	2.0	920	128	7.2
336	Noakhali RWH	Fulgazi	19,440	4,363	4.5	2,720	2,802	1.0	252	21	12.0	1,226	382	3.2	300	28	10.7
337	Noakhali RWH	Hatiya	62,136	21,368	2.9	53,449	17,662	3.0	499	109	4.6	7,263	3,391	2.1	650	131	5.0
338	Noakhali RWH	Kabirhat	19,020	6,920	2.7	26,335	5,017	5.2	150	24	6.3	3,450	1,263	2.7	10	53	0.2
339	Noakhali RWH	Kamalnagar	17,712	6,368	2.8	17,010	5,570	3.1	170	43	4.0	8,799	3,111	2.8	105	89	1.2
340	Noakhali RWH	Lakshmpur Sadar	21,036	17,857	1.2	9,280	12,695	0.7	140	50	2.8	10,000	5,805	1.7	300	100	3.0
341	Noakhali RWH	Noakhali Sadar	23,172	23,250	1.0	16,980	7,972	2.1	138	142	1.0	4,887	2,553	1.9	200	150	1.3
342	Noakhali RWH	Parshuram	17,781	3,384	5.3	3,790	2,087	1.8	151	22	6.9	1,315	320	4.1	400	41	9.8
343	Noakhali RWH	Ramganj	19,892	12,193	1.6	16,790	6,120	2.7	146	13	11.2	5,273	1,761	3.0	350	47	7.4
344	Noakhali RWH	Ramgati	35,023	4,268	8.2	21,450	5,172	4.1	280	23	12.2	6,993	2,969	2.4	600	94	6.4
345	Noakhali RWH	Roypur	15,092	3,428	4.4	39,080	5,497	7.1	255	54	4.7	5,006	1,191	4.2	0	52	0.0
346	Noakhali RWH	Senbagh	21,500	8,148	2.6	18,560	4,395	4.2	239	39	6.1	3,501	1,346	2.6	350	61	5.7
347	Noakhali RWH	Sonagazi	12,620	10,402	1.2	9,740	5,755	1.7	0	37	0.0	3,596	1,717	2.1	300	74	4.1
348	Noakhali RWH	Sonaimuri	16,100	8,644	1.9	11,335	4,815	2.4	132	48	2.8	4,344	1,618	2.7	220	70	3.1
349	Noakhali RWH	Subarnachar	34,900	10,819	3.2	23,220	6,467	3.6	205	38	5.4	3,960	1,340	3.0	300	120	2.5
350	Pabna RWH	Atgharia	35,700	11,524	3.1	47,740	7,827	6.1	70	13	5.4	846	477	1.8	10	24	0.4

SL	Warehouse Name	Upazila Name	Condom			Shukhi			IUD			Injectables			Implant		
			CBL	AMD	MOS	CBL	AMD	MOS	CBL	AMD	MOS	CBL	AMD	MOS	CBL	AMD	MOS
351	Pabna RWH	Belkuchi	42,284	41,797	1.0	24,800	17,820	1.4	125	10	12.5	7,259	1,726	4.2	50	35	1.4
352	Pabna RWH	Bera	21,800	10,828	2.0	63,780	10,517	6.1	156	60	2.6	4,780	1,342	3.6	250	41	6.1
353	Pabna RWH	Bhangura	86,184	6,963	12.4	10,360	4,386	2.4	30	8	3.8	818	166	4.9	60	27	2.2
354	Pabna RWH	Chatmohar	132,840	29,471	4.5	32,640	24,364	1.3	444	29	15.3	6,566	1,684	3.9	300	52	5.8
355	Pabna RWH	Faridpur	78,996	8,269	9.6	10,950	5,530	2.0	42	15	2.8	1,122	981	1.1	200	40	5.0
356	Pabna RWH	Ishwardi	43,812	35,420	1.2	35,400	16,690	2.1	57	27	2.1	7,095	1,328	5.3	100	100	1.0
357	Pabna RWH	Kamarkhanda	60,682	13,975	4.3	17,625	8,106	2.2	116	13	8.9	3,067	983	3.1	100	31	3.2
358	Pabna RWH	Kazipur	51,700	34,954	1.5	32,515	13,245	2.5	215	119	1.8	3,275	2,619	1.3	100	102	1.0
359	Pabna RWH	Pabna Sadar	70,700	60,834	1.2	16,365	28,219	0.6	33	92	0.4	2,600	6,446	0.4	250	80	3.1
360	Pabna RWH	Royganj	55,000	22,449	2.4	34,800	19,686	1.8	91	32	2.8	7,389	1,664	4.4	150	32	4.7
361	Pabna RWH	Santhia	73,800	29,015	2.5	49,455	15,943	3.1	192	25	7.7	8,850	3,656	2.4	100	60	1.7
362	Pabna RWH	Shahjadpur	114,620	32,318	3.5	93,500	18,744	5.0	475	88	5.4	12,038	3,745	3.2	300	185	1.6
363	Pabna RWH	Sirajganj Sadar	18,200	47,723	0.4	19,900	21,433	0.9	230	47	4.9	1,827	3,451	0.5	50	52	1.0
364	Pabna RWH	Sujanagar	32,760	13,538	2.4	53,190	9,774	5.4	158	19	8.3	6,305	1,629	3.9	150	63	2.4
365	Pabna RWH	Tarash	54,600	18,582	2.9	35,275	14,771	2.4	183	54	3.4	5,062	1,210	4.2	50	40	1.3
366	Pabna RWH	Ullah Para	151,048	43,733	3.5	54,370	32,214	1.7	333	125	2.7	9,637	3,542	2.7	400	40	10.0
367	Patuakhali RWH	Amtali	32,384	14,740	2.2	47,855	19,657	2.4	24	19	1.3	4,376	2,232	2.0	100	155	0.6
368	Patuakhali RWH	Bamna	11,740	4,364	2.7	10,775	4,448	2.4	10	14	0.7	957	243	3.9	150	74	2.0
369	Patuakhali RWH	Barguna Sadar	22,700	9,344	2.4	38,010	13,074	2.9	180	60	3.0	6,550	3,467	1.9	300	144	2.1
370	Patuakhali RWH	Bauphal	11,412	10,063	1.1	32,620	16,063	2.0	161	27	6.0	3,065	1,820	1.7	300	106	2.8
371	Patuakhali RWH	Betagi	13,000	5,809	2.2	12,785	5,174	2.5	70	18	3.9	1,155	644	1.8	300	56	5.4
372	Patuakhali RWH	Dashmina	11,520	4,674	2.5	19,395	6,710	2.9	20	11	1.8	2,042	948	2.2	200	88	2.3
373	Patuakhali RWH	Dumki	12,504	4,340	2.9	12,530	3,134	4.0	85	6	14.2	700	374	1.9	200	19	10.5
374	Patuakhali RWH	Galachipa	28,784	14,312	2.0	40,820	23,624	1.7	94	46	2.0	7,516	3,742	2.0	50	180	0.3
375	Patuakhali RWH	Kalapara	27,680	15,086	1.8	37,910	16,699	2.3	138	14	9.9	5,262	2,581	2.0	220	51	4.3

SL	Warehouse Name	Upazila Name	Condom			Shukhi			IUD			Injectables			Implant		
			CBL	AMD	MOS	CBL	AMD	MOS	CBL	AMD	MOS	CBL	AMD	MOS	CBL	AMD	MOS
376	Patuakhali RWH	Mirzaganj	14,372	6,411	2.2	15,130	6,543	2.3	53	9	5.9	1,164	537	2.2	200	33	6.1
377	Patuakhali RWH	Patharghata	14,976	7,284	2.1	19,405	9,398	2.1	5	34	0.1	3,521	1,342	2.6	100	128	0.8
378	Patuakhali RWH	Patuakhali Sadar	36,366	19,168	1.9	35,850	16,765	2.1	244	93	2.6	6,191	3,331	1.9	225	190	1.2
379	Rajshahi RWH	Bagatipara	34,812	18,527	1.9	35,415	6,146	5.8	9	6	1.5	560	314	1.8	50	70	0.7
380	Rajshahi RWH	Bagha	7,800	37,901	0.2	38,880	10,553	3.7	43	3	14.3	1,792	1,564	1.1	10	34	0.3
381	Rajshahi RWH	Baghmara	112,800	34,866	3.2	100,830	24,669	4.1	87	22	4.0	4,029	1,741	2.3	0	41	0.0
382	Rajshahi RWH	Baraigram	29,400	20,296	1.4	69,750	10,564	6.6	79	24	3.3	2,800	1,377	2.0	40	81	0.5
383	Rajshahi RWH	Bholahat	17,304	7,121	2.4	24,810	4,635	5.4	20	3	6.7	1,039	493	2.1	50	37	1.4
384	Rajshahi RWH	Boalia	21,600	50,541	0.4	30,240	5,499	5.5	40	28	1.4	2,100	2,030	1.0	100	127	0.8
385	Rajshahi RWH	Chapai Nababganj Sadar	39,600	47,602	0.8	33,800	12,423	2.7	150	52	2.9	5,763	2,719	2.1	50	31	1.6
386	Rajshahi RWH	Charghat	30,900	26,027	1.2	61,440	10,744	5.7	80	4	20.0	1,000	870	1.1	0	67	0.0
387	Rajshahi RWH	Durgapur	10,608	29,102	0.4	76,980	8,721	8.8	45	3	15.0	1,023	384	2.7	50	46	1.1
388	Rajshahi RWH	Godagari	21,900	29,544	0.7	54,970	10,961	5.0	87	7	12.4	2,455	2,062	1.2	200	50	4.0
389	Rajshahi RWH	Gomastapur	24,300	25,618	0.9	26,982	12,284	2.2	196	15	13.1	1,629	671	2.4	0	14	0.0
390	Rajshahi RWH	Gurudaspur	48,372	23,153	2.1	56,285	10,978	5.1	54	6	9.0	1,638	764	2.1	250	79	3.2
391	Rajshahi RWH	Lalpur	53,135	27,224	2.0	94,280	18,461	5.1	18	18	1.0	1,551	1,685	0.9	15	86	0.2
392	Rajshahi RWH	Mohanpur	14,348	19,442	0.7	34,100	8,821	3.9	72	2	36.0	2,120	1,086	2.0	250	38	6.6
393	Rajshahi RWH	Nachole	4,200	12,042	0.3	19,825	4,847	4.1	26	2	13.0	1,450	595	2.4	50	24	2.1
394	Rajshahi RWH	Natore Sadar	31,896	37,929	0.8	33,725	16,428	2.1	38	26	1.5	2,638	1,066	2.5	20	146	0.1
395	Rajshahi RWH	Paba	54,000	42,256	1.3	44,370	9,351	4.7	8	4	2.0	3,000	2,314	1.3	0	41	0.0
396	Rajshahi RWH	Puthia	22,213	25,944	0.9	31,910	11,288	2.8	5	8	0.6	1,222	1,015	1.2	50	40	1.3
397	Rajshahi RWH	Shibganj	10,800	48,931	0.2	48,000	21,411	2.2	100	13	7.7	3,700	1,738	2.1	100	38	2.6
398	Rajshahi RWH	Singra	29,074	29,213	1.0	25,435	20,910	1.2	108	17	6.4	2,314	1,215	1.9	100	138	0.7
399	Rajshahi RWH	Tanore	14,700	23,532	0.6	43,200	13,217	3.3	61	4	15.3	1,966	986	2.0	300	74	4.1
400	Rangamati RWH	Baghaichhari	45,762	9,940	4.6	14,404	5,253	2.7	52	3	17.3	2,179	409	5.3	100	21	4.8

SL	Warehouse Name	Upazila Name	Condom			Shukhi			IUD			Injectables			Implant		
			CBL	AMD	MOS	CBL	AMD	MOS	CBL	AMD	MOS	CBL	AMD	MOS	CBL	AMD	MOS
401	Rangamati RWH	Barkal	38,400	3,986	9.6	17,985	3,518	5.1	25	4	6.3	1,657	471	3.5	100	13	7.7
402	Rangamati RWH	Belai Chhari	12,973	1,828	7.1	8,438	1,828	4.6	19	3	6.3	523	136	3.8	50	38	1.3
403	Rangamati RWH	Jurai Chhari	19,716	1,892	10.4	19,820	2,030	9.8	12	5	2.4	1,200	156	7.7	100	18	5.6
404	Rangamati RWH	Kaptai	11,700	5,156	2.3	8,260	1,815	4.6	58	3	19.3	1,205	363	3.3	50	21	2.4
405	Rangamati RWH	Kawkhali (betbunia)	13,292	2,892	4.6	6,570	2,599	2.5	14	10	1.4	419	435	1.0	100	37	2.7
406	Rangamati RWH	Langadu	11,190	5,647	2.0	9,795	4,239	2.3	25	11	2.3	1,233	373	3.3	150	38	3.9
407	Rangamati RWH	Naniarchar	9,012	4,309	2.1	17,025	4,150	4.1	25	3	8.3	1,368	313	4.4	40	12	3.3
408	Rangamati RWH	Rajasthali	8,588	1,322	6.5	5,790	1,280	4.5	59	4	14.8	733	83	8.8	60	10	6.0
409	Rangamati RWH	Rangamati Sadar	17,788	8,285	2.1	20,281	6,177	3.3	107	47	2.3	1,973	673	2.9	210	50	4.2
410	Rangpur RWH	Aditmari	148,600	11,227	13.2	130,820	16,043	8.2	92	76	1.2	6,318	2,931	2.2	400	102	3.9
411	Rangpur RWH	Badarganj	37,012	13,011	2.8	120,160	19,859	6.1	85	52	1.6	4,750	2,058	2.3	150	71	2.1
412	Rangpur RWH	Bhurungamari	35,817	14,191	2.5	272,540	16,417	16.6	31	33	0.9	7,521	3,794	2.0	50	61	0.8
413	Rangpur RWH	Chilmari	57,332	12,343	4.6	220,460	8,849	24.9	87	25	3.5	1,590	983	1.6	250	58	4.3
414	Rangpur RWH	Dimla	162,888	8,315	19.6	215,180	18,324	11.7	56	66	0.8	4,361	1,922	2.3	300	61	4.9
415	Rangpur RWH	Domar	66,756	7,741	8.6	188,932	13,308	14.2	57	16	3.6	4,741	2,011	2.4	10	73	0.1
416	Rangpur RWH	Fulchhari	15,748	6,173	2.6	49,585	7,175	6.9	41	18	2.3	3,714	1,879	2.0	250	61	4.1
417	Rangpur RWH	Gaibandha Sadar	29,386	17,982	1.6	68,115	24,372	2.8	51	25	2.0	8,174	3,794	2.2	10	292	0.0
418	Rangpur RWH	Gangachara	27,993	12,740	2.2	74,670	21,830	3.4	105	52	2.0	8,866	4,592	1.9	0	106	0.0
419	Rangpur RWH	Gobindaganj	183,949	14,349	12.8	23,220	23,756	1.0	24	8	3.0	4,034	1,910	2.1	300	70	4.3
420	Rangpur RWH	Hatibandha	143,124	8,399	17.0	98,750	9,009	11.0	45	40	1.1	4,091	2,071	2.0	50	87	0.6
421	Rangpur RWH	Jaldhaka	157,440	16,508	9.5	144,000	24,213	5.9	55	31	1.8	7,743	3,830	2.0	400	79	5.1
422	Rangpur RWH	Kaliganj	119,528	5,912	20.2	98,400	9,331	10.5	145	61	2.4	2,582	1,483	1.7	200	74	2.7
423	Rangpur RWH	Kaunia	26,100	10,456	2.5	214,700	8,955	24.0	71	18	3.9	4,813	2,155	2.2	300	60	5.0
424	Rangpur RWH	Kishoreganj	95,700	5,322	18.0	248,640	15,146	16.4	83	27	3.1	3,471	1,485	2.3	150	77	1.9
425	Rangpur RWH	Kurigram Sadar	29,756	13,875	2.1	18,640	10,553	1.8	72	51	1.4	4,817	2,440	2.0	100	50	2.0

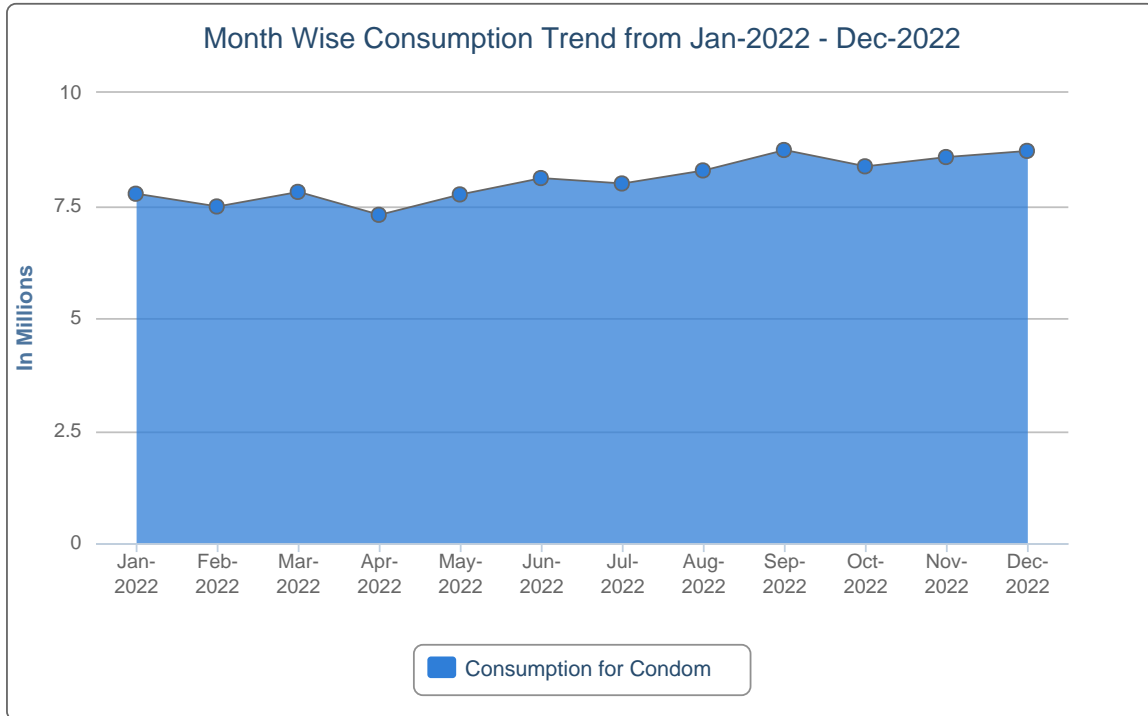
SL	Warehouse Name	Upazila Name	Condom			Shukhi			IUD			Injectables			Implant		
			CBL	AMD	MOS	CBL	AMD	MOS	CBL	AMD	MOS	CBL	AMD	MOS	CBL	AMD	MOS
426	Rangpur RWH	Lalmonirhat Sadar	19,128	9,752	2.0	73,180	14,251	5.1	77	24	3.2	6,440	3,038	2.1	0	109	0.0
427	Rangpur RWH	Mitha Pukur	36,840	16,285	2.3	369,324	24,452	15.1	16	5	3.2	5,142	2,338	2.2	0	123	0.0
428	Rangpur RWH	Nageshwari	33,000	14,969	2.2	279,360	27,698	10.1	90	46	2.0	9,785	4,544	2.2	110	86	1.3
429	Rangpur RWH	Nilphamari Sadar	24,432	13,479	1.8	52,170	27,763	1.9	113	69	1.6	6,750	3,230	2.1	300	79	3.8
430	Rangpur RWH	Palashbari	20,239	8,830	2.3	38,547	14,060	2.7	26	11	2.4	4,431	1,963	2.3	100	67	1.5
431	Rangpur RWH	Patgram	149,400	6,148	24.3	143,340	10,011	14.3	41	23	1.8	4,047	2,085	1.9	300	53	5.7
432	Rangpur RWH	Phulbari	202,300	6,378	31.7	102,720	11,158	9.2	174	84	2.1	5,927	2,768	2.1	200	57	3.5
433	Rangpur RWH	Pirgachha	24,300	11,788	2.1	94,400	12,998	7.3	118	74	1.6	4,750	2,266	2.1	200	98	2.0
434	Rangpur RWH	Pirganj	49,948	21,348	2.3	61,440	27,187	2.3	70	50	1.4	5,000	2,185	2.3	300	142	2.1
435	Rangpur RWH	Rajarhat	22,200	7,482	3.0	21,075	14,854	1.4	94	34	2.8	6,113	2,467	2.5	250	62	4.0
436	Rangpur RWH	Rangpur Sadar	58,500	26,850	2.2	72,920	21,093	3.5	120	53	2.3	6,812	3,007	2.3	400	204	2.0
437	Rangpur RWH	Sadullapur	22,044	12,089	1.8	59,490	17,554	3.4	117	9	13.0	5,659	2,944	1.9	0	89	0.0
438	Rangpur RWH	Saghata	21,600	10,670	2.0	21,120	19,687	1.1	31	12	2.6	2,941	1,548	1.9	0	56	0.0
439	Rangpur RWH	Saidpur	24,512	10,645	2.3	54,955	8,654	6.4	26	10	2.6	2,218	1,218	1.8	100	52	1.9
440	Rangpur RWH	Sundarganj	53,356	24,975	2.1	137,760	33,700	4.1	137	65	2.1	14,858	7,639	1.9	1,000	253	4.0
441	Rangpur RWH	Taraganj	125,016	7,928	15.8	238,255	8,697	27.4	41	8	5.1	3,389	1,035	3.3	0	86	0.0
442	Rangpur RWH	Ulipur	41,732	18,568	2.2	155,710	28,369	5.5	118	36	3.3	6,552	3,339	2.0	300	62	4.8
443	Sylhet RWH	Ajmiriganj	19,108	8,165	2.3	17,630	7,649	2.3	244	3	81.3	1,772	656	2.7	250	50	5.0
444	Sylhet RWH	Bahubal	14,730	6,954	2.1	10,215	6,160	1.7	144	8	18.0	1,639	574	2.9	0	53	0.0
445	Sylhet RWH	Balaganj	72,700	12,341	5.9	32,930	4,048	8.1	168	2	84.0	3,464	968	3.6	108	27	4.0
446	Sylhet RWH	Baniachong	14,530	9,909	1.5	17,995	11,551	1.6	21	16	1.3	2,362	824	2.9	100	102	1.0
447	Sylhet RWH	Barlekha	57,900	8,998	6.4	18,980	6,606	2.9	135	5	27.0	3,289	614	5.4	100	37	2.7
448	Sylhet RWH	Beani Bazar	20,162	11,921	1.7	8,725	4,085	2.1	113	8	14.1	2,553	581	4.4	105	66	1.6
449	Sylhet RWH	Bishwambarpur	18,400	9,299	2.0	15,370	7,316	2.1	30	22	1.4	3,464	1,049	3.3	250	36	6.9
450	Sylhet RWH	Bishwanath	22,400	9,957	2.2	8,480	4,037	2.1	133	14	9.5	1,949	558	3.5	120	39	3.1

SL	Warehouse Name	Upazila Name	Condom			Shukhi			IUD			Injectables			Implant		
			CBL	AMD	MOS	CBL	AMD	MOS	CBL	AMD	MOS	CBL	AMD	MOS	CBL	AMD	MOS
451	Sylhet RWH	Chhatak	53,676	13,526	4.0	23,505	10,059	2.3	32	45	0.7	2,014	548	3.7	200	75	2.7
452	Sylhet RWH	Chunarughat	23,895	8,711	2.7	1,110	10,789	0.1	90	6	15.0	1,046	1,167	0.9	50	72	0.7
453	Sylhet RWH	Companiganj	40,300	12,396	3.3	22,080	6,554	3.4	280	4	70.0	3,164	1,174	2.7	200	57	3.5
454	Sylhet RWH	Dakshin Sunamganj	17,600	8,552	2.1	27,265	5,660	4.8	153	14	10.9	2,026	690	2.9	110	68	1.6
455	Sylhet RWH	Dakshin Surma	49,200	35,653	1.4	17,800	7,836	2.3	224	7	32.0	2,854	1,047	2.7	50	51	1.0
456	Sylhet RWH	Derai	44,732	24,406	1.8	14,420	8,536	1.7	26	17	1.5	1,526	783	1.9	227	68	3.3
457	Sylhet RWH	Dowarabazar	40,948	9,334	4.4	23,203	9,502	2.4	268	2	134.0	2,932	777	3.8	251	82	3.1
458	Sylhet RWH	Fenchuganj	45,000	3,892	11.6	3,600	1,880	1.9	140	9	15.6	474	274	1.7	50	12	4.2
459	Sylhet RWH	Golapganj	37,478	17,100	2.2	15,470	4,638	3.3	251	15	16.7	3,722	630	5.9	200	47	4.3
460	Sylhet RWH	Gowainghat	22,300	18,082	1.2	17,550	9,792	1.8	152	13	11.7	5,354	3,113	1.7	50	77	0.6
461	Sylhet RWH	Habiganj Sadar	40,800	21,722	1.9	33,113	15,469	2.1	200	99	2.0	7,620	2,086	3.7	5	56	0.1
462	Sylhet RWH	Jagannathpur	26,656	11,800	2.3	12,320	7,002	1.8	113	16	7.1	988	406	2.4	207	91	2.3
463	Sylhet RWH	Jaintiapur	34,500	11,907	2.9	3,900	6,495	0.6	206	19	10.8	5,300	2,512	2.1	300	31	9.7
464	Sylhet RWH	Jamalganj	29,400	12,607	2.3	22,760	10,165	2.2	150	6	25.0	3,398	1,167	2.9	300	49	6.1
465	Sylhet RWH	Juri	36,600	8,182	4.5	17,655	5,362	3.3	116	22	5.3	2,260	420	5.4	10	106	0.1
466	Sylhet RWH	Kamalganj	31,800	12,043	2.6	9,680	9,404	1.0	75	21	3.6	3,665	940	3.9	50	83	0.6
467	Sylhet RWH	Kanaighat	49,248	25,651	1.9	19,660	11,608	1.7	210	5	42.0	5,034	2,743	1.8	100	29	3.4
468	Sylhet RWH	Kulaura	54,304	10,204	5.3	21,485	8,916	2.4	181	4	45.3	5,118	2,005	2.6	100	20	5.0
469	Sylhet RWH	Lakhai	23,064	5,650	4.1	17,210	5,888	2.9	158	5	31.6	2,441	595	4.1	45	79	0.6
470	Sylhet RWH	Madhabpur	80,300	9,021	8.9	11,623	12,773	0.9	140	8	17.5	2,802	925	3.0	205	52	3.9
471	Sylhet RWH	Maulvibazar Sadar	25,584	13,155	1.9	13,310	9,504	1.4	91	55	1.7	4,080	968	4.2	150	50	3.0
472	Sylhet RWH	Nabiganj	16,600	9,316	1.8	21,020	10,909	1.9	130	16	8.1	2,490	613	4.1	310	86	3.6
473	Sylhet RWH	Osmaninagar	25,044	10,433	2.4	9,190	3,359	2.7	164	3	54.7	2,109	747	2.8	100	31	3.2
474	Sylhet RWH	Rajnagar	40,200	11,778	3.4	11,885	10,602	1.1	224	6	37.3	2,807	1,148	2.4	200	88	2.3
475	Sylhet RWH	Sreemangal	21,300	14,128	1.5	10,025	14,110	0.7	48	38	1.3	4,645	1,357	3.4	100	104	1.0

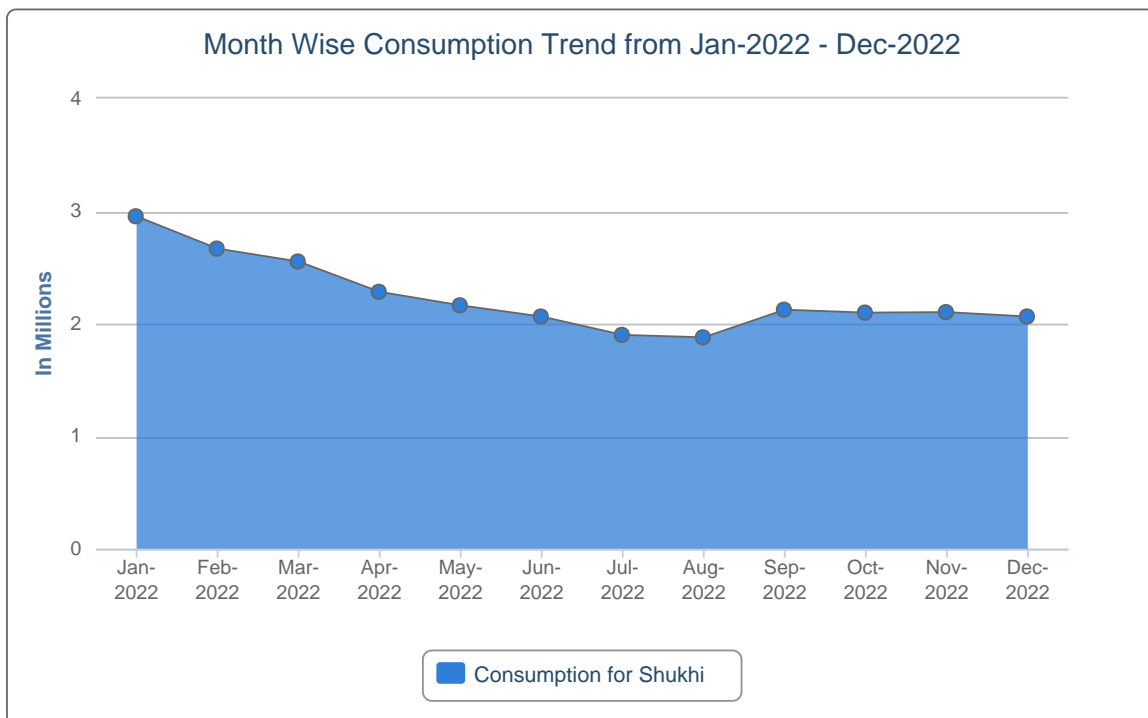
SL	Warehouse Name	Upazila Name	Condom			Shukhi			IUD			Injectables			Implant		
			CBL	AMD	MOS	CBL	AMD	MOS	CBL	AMD	MOS	CBL	AMD	MOS	CBL	AMD	MOS
476	Sylhet RWH	Sulla	28,800	10,627	2.7	16,560	4,961	3.3	120	2	60.0	804	418	1.9	150	46	3.3
477	Sylhet RWH	Sunamganj Sadar	42,420	9,739	4.4	15,980	7,040	2.3	324	44	7.4	2,776	1,060	2.6	400	60	6.7
478	Sylhet RWH	Sylhet Sadar	99,576	62,834	1.6	46,145	40,370	1.1	103	86	1.2	7,871	10,889	0.7	57	212	0.3
479	Sylhet RWH	Tahirpur	19,812	13,300	1.5	17,280	10,267	1.7	34	13	2.6	2,131	884	2.4	126	89	1.4
480	Sylhet RWH	Zakiganj	44,008	21,604	2.0	1,217	7,278	0.2	176	3	58.7	3,289	1,195	2.8	100	78	1.3
481	Tangail RWH	Basail	50,320	8,202	6.1	30,445	6,361	4.8	80	19	4.2	414	1,030	0.4	300	92	3.3
482	Tangail RWH	Bhuapur	5,300	22,137	0.2	32,640	9,787	3.3	300	17	17.6	2,000	1,587	1.3	500	82	6.1
483	Tangail RWH	Chauhali	26,808	14,945	1.8	52,220	7,053	7.4	438	11	39.8	5,066	1,282	4.0	600	66	9.1
484	Tangail RWH	Delduar	34,800	9,209	3.8	79,185	7,738	10.2	370	16	23.1	1,020	839	1.2	220	61	3.6
485	Tangail RWH	Dhanbari	6,900	7,485	0.9	55,200	6,470	8.5	190	22	8.6	6,050	1,184	5.1	600	32	18.8
486	Tangail RWH	Ghatail	23,100	30,778	0.8	10,560	26,781	0.4	580	20	29.0	4,100	3,160	1.3	700	107	6.5
487	Tangail RWH	Gopalpur	7,504	18,233	0.4	32,290	13,365	2.4	241	15	16.1	3,703	1,267	2.9	600	99	6.1
488	Tangail RWH	Kalihati	121,600	22,613	5.4	47,035	20,411	2.3	318	39	8.2	10,530	3,374	3.1	600	57	10.5
489	Tangail RWH	Madhupur	142,500	15,756	9.0	33,645	17,755	1.9	381	16	23.8	6,797	1,951	3.5	100	73	1.4
490	Tangail RWH	Mirzapur	36,588	27,088	1.4	190,010	20,614	9.2	625	37	16.9	4,435	1,184	3.7	50	83	0.6
491	Tangail RWH	Nagarpur	36,212	25,744	1.4	48,405	18,694	2.6	156	31	5.0	5,324	1,239	4.3	300	131	2.3
492	Tangail RWH	Sakhipur	3,600	22,439	0.2	15,495	21,986	0.7	100	18	5.6	995	1,069	0.9	100	36	2.8
493	Tangail RWH	Tangail Sadar	25,200	64,321	0.4	45,550	25,658	1.8	112	50	2.2	6,090	4,004	1.5	800	172	4.7

7. Month-wise Consumption Trend

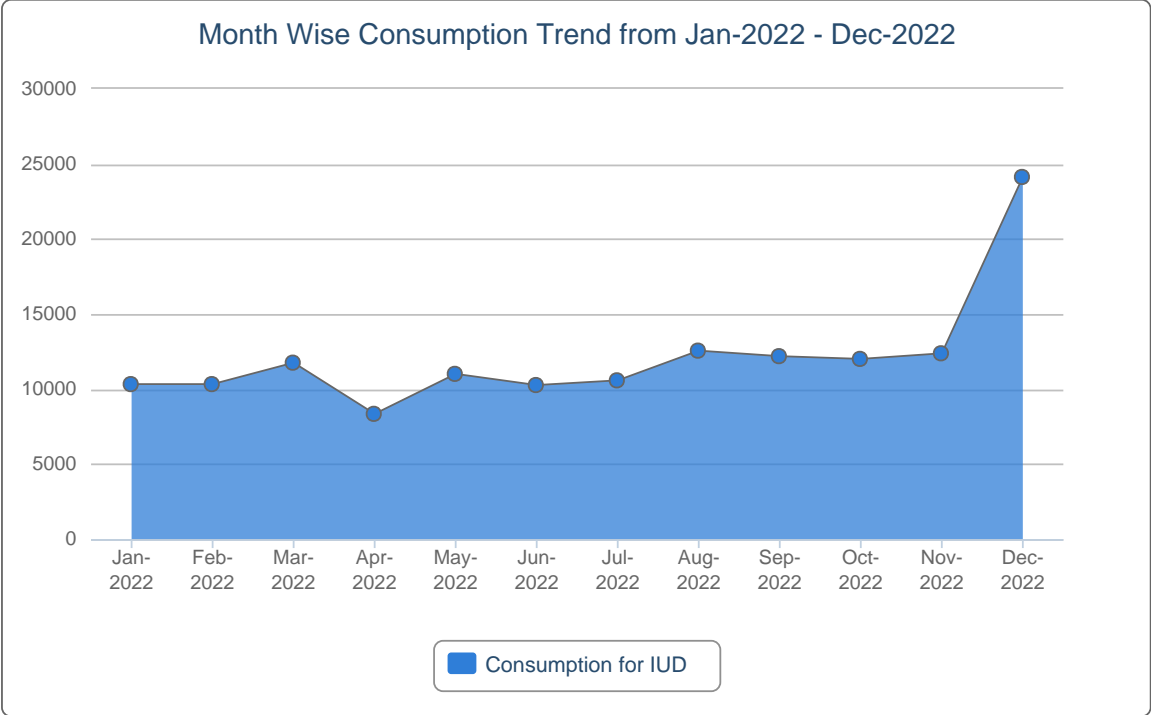
7(a).



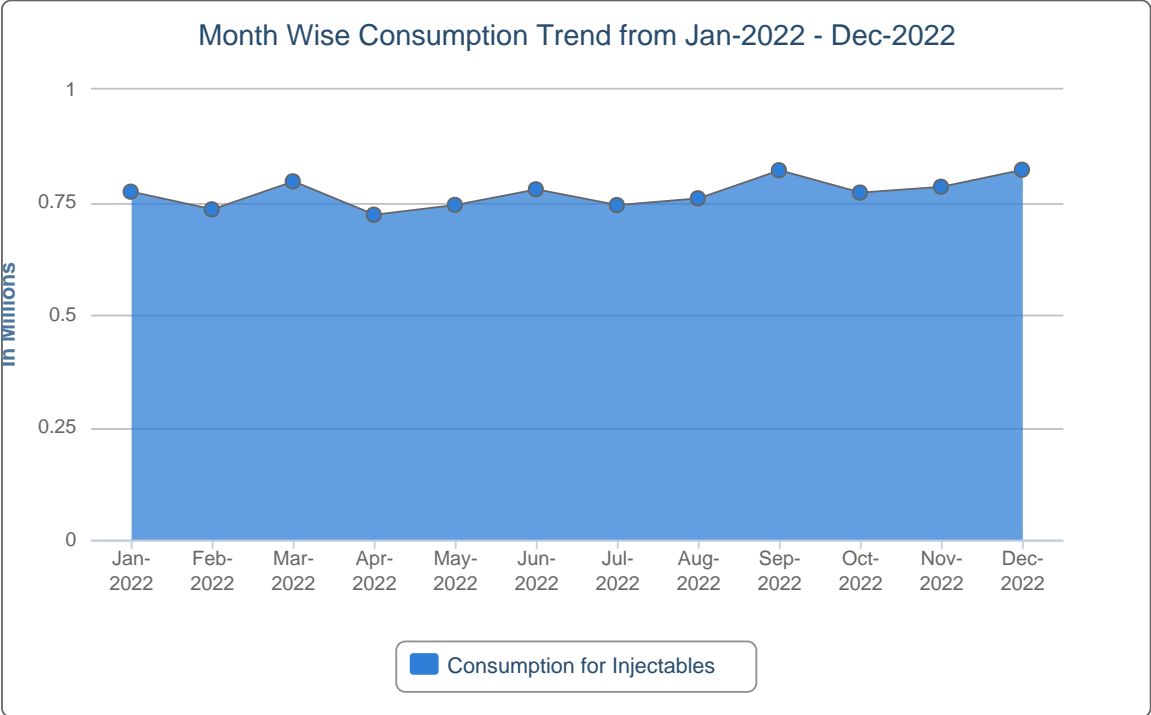
7(b).



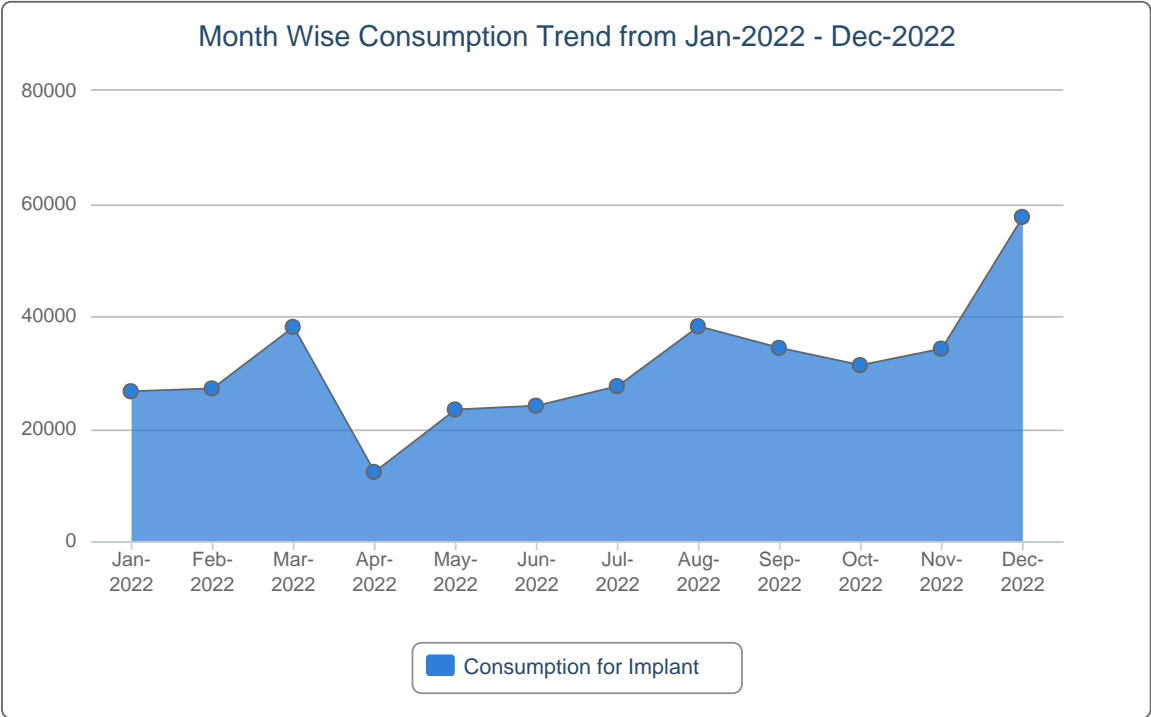
7(c).



7(d).



7(e).



8. Report on Upazila and Warehouse Having Stock Out in reported month

SL	Products Name	No of Stockout WH	% of Stockout WH	No of Stockout Upazila Store	% of Stockout Upazila Store	No of Stockout Upazila Field	% of Stockout Upazila Field
1	Condom	3	13%	0	0%	0	0%
2	Oral Pill (Total)	0	0%	0	0%	0	0%
3	IUD	0	0%	2	0%	0	0%
4	Injectables	0	0%	0	0%	0	0%
5	Implant (Total)	0	0%	-	-	0	0%

List of Stock Out Warehouses

SL	Commodity	Warehouse	Phone
1	Condom	Tangail RWH	0921-64316
2	Condom	Jamalpur RWH	0981-63107
3	Condom	Dhaka CWH	02222281001

List of StockOut Upazilas

SL	Commodity	Warehouse	District	Upazila	Phone
1	IUD	Cumilla RWH	Cumilla	Daudkandi, Cumilla	01881337554
2	IUD	Noakhali RWH	Feni	Sonagazi, Feni	01816485631

“ছেলে হোক, মেয়ে হোক,
দু’টি সন্তানই যথেষ্ট”

Management Information System (MIS)
Directorate General of Family Planning (DGFP)
6, Kawran Bazar, Dhaka- 1215
Email: dirmis@dgfp.gov.bd, dirls@dgfp.gov.bd
www.dgfp.gov.bd, www.scmpbd.org

If you need more information, please visit at <https://www.scmpbd.org>