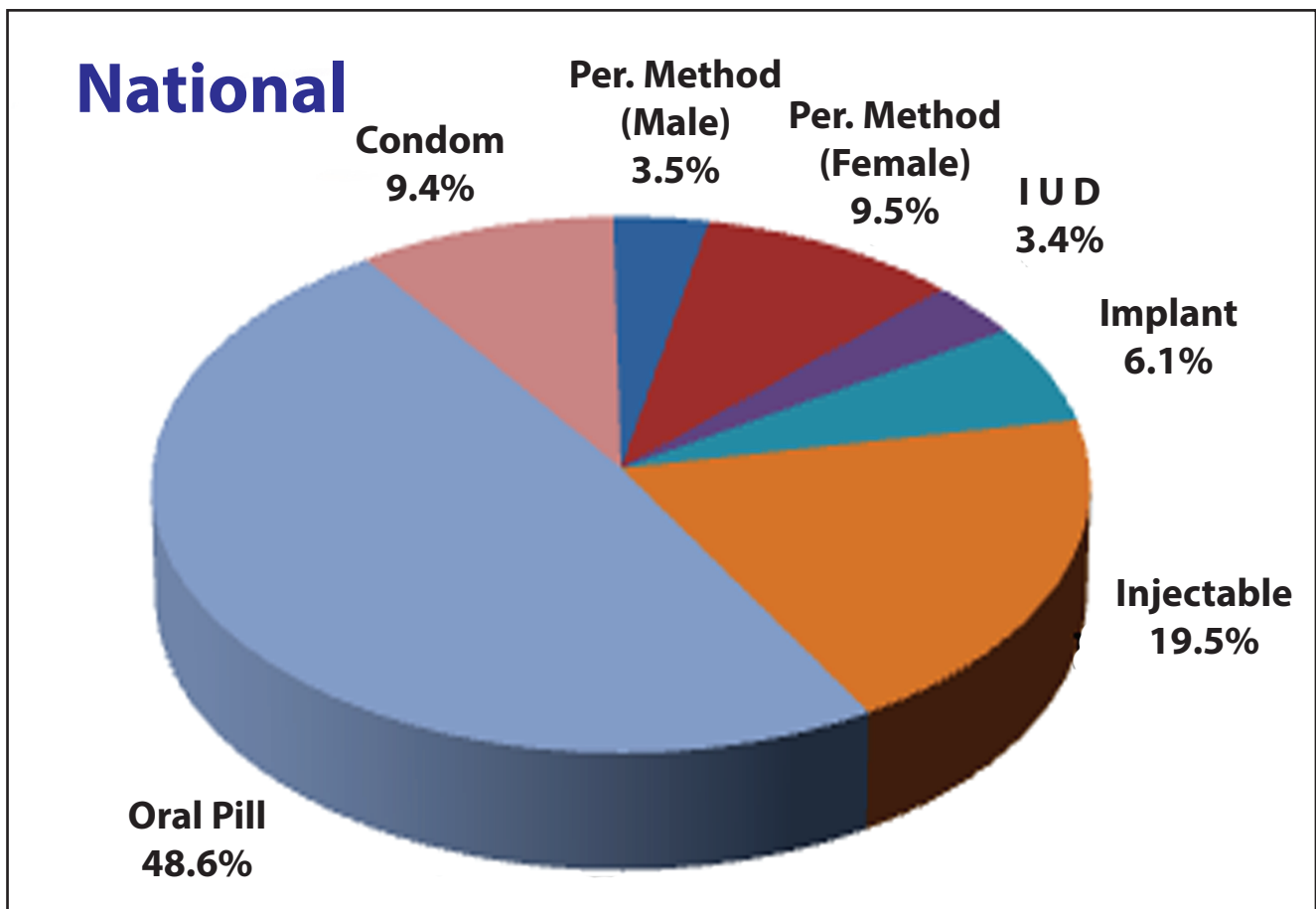


ছেলে হোক, মেয়ে হোক
দু'টি সন্তানই যথেষ্ট

MONTHLY REPORT ON FAMILY PLANNING, MATERNAL & CHILD HEALTH, REPRODUCTIVE HEALTH AND NUTRITION SERVICES September 2020

Method-Mix for the month of September 2020



Preface

I am very much delighted to publish the monthly report of September/2020 of Management Information System (MIS) of Directorate General of Family Planning (DGFP). This monthly report displays our continuous effort to preserve quality data which can be used as a major tool kit for better management and evidence based decision making. The report consists of several information on demographic data associated with family planning, maternal & child health, reproductive health and nutrition services across the country. The report is a regular monthly issue designed to incorporate monthly service statistical progress at district and upazila level.

MIS Unit of Directorate General of Family Planning consists of three sub systems namely Service Statistics (SS), Logistic Management Information System (LMIS) and Human Resource Information System (HRIS). In the year 2011, MIS Unit has developed web-based software to collect, collate and compile service statistics from field level. Online reporting is already an established system at upazila level and we have a plan to scale up e-MIS report at all administrative tiers across the country under 4th sector program.

It is important to mention that this monthly report provides mainly service statistics information received from field workers, service delivery points and NGOs. Generally, the objectives of MIS are to develop and strengthen reliable information management system. We are hopeful that this report will help the users at all levels to compare and analyze the latest information on family planning, maternal, child and adolescent health.

Finally, I convey my sincere thanks to the personnel of MIS Unit who have made diligent effort to prepare this report in time. I cordially request all the users of this monthly report to provide their valuable suggestions and feedback (if any) through the e-mail address (dirmis@dgfp.gov.bd) for its further improvement.

Khan Md. Rezaul Karim
Joint Secretary, MEFWD

And

Director (MIS) & Line Director
Directorate General of Family Planning

Table of Contents

<u>Sl. No</u>	<u>Contents</u>	<u>Page #</u>
1.	At a glance of FP Performance for the month of August 2020 and September 2020.....	02
2.	At a glance of the MCH and Reproductive Health Services for the month August.'20 and September.'20...	03
3.	At a glance of the Nutrition services for the month of August 2020 and September 2020.....	04
4.	Introduction	05
5.	Family Planning Performance (CAR Related)	05
6.	MCH Performance	05
7.	Nutrition Programs of the Directorate General of Family Planning	06
8.	Highlights September 2020.....	06
9.	Table Analysis	07
10.	Remarks	09
11.	Clarification about some information	09
12.	Highest and Lowest Performing districts in clinical methods	10
13.	National Projection, Performance and Achievement Rate of Contraceptive Methods	11
14.	List of Division according to descending order of Achievement Rate against their projections of Clinical Methods for the period August 2020 to September 2020.....	11
15.	List of 3(three) districts achieved the highest Achievement Rate of Clinical Methods against their Projections for the period September 2020 to September 2020.....	11
16.	List of 3(three) districts achieved the lowest Achievement Rate of Clinical Methods against their Projections for the period September'20 to September'20	11
17.	Comparative Statement of contraceptives performance for the period between September 19 to Aug 19 and September 20 to September 20.....	12
18.	Performance & Distribution of Contraceptives by Method for the month of September20 to September20	12
19.	Contribution of Government, NGOs and Multisectors in respect of Contraceptive Performance during September 2020.....	12
20.	Division wise and NGOs and Multisectors wise Contraceptive Performance for the month of September	13
21.	District wise Projection, Performance and Achievement Rate of Permanent and Long Acting Methods	17
22.	District wise Projection, Performance and Achievement Rate of Short Acting Methods	19
23.	Method wise Users (Normal & Postpartum as Old, New, Dropout, Postpartum Expire)and CAR by District at the end of September 2020.....	21
24.	Number of New and Total Acceptors up to the end of August 2020 and September 2020.....	33
25.	CAR (%) by Division up to the end of August 2020 and September 2020.....	33
26.	District by Range of CAR up to the end of September 2020	34
27.	District by Range of CAR up to the end of September 2020.....	34
28.	List of Upaziala achieved CAR >70% up to the end of September 2020	35
29.	List of Upaziala achieved CAR 60-70% up to the end of September 2020	38
30.	Method wise numbers of Dropout and Switch Over by Division up to the end of August'20 and September'20	39
31.	Contraceptive acceptors and acceptance Rate by Division up to the end of August'20 and September'20....	39
32.	Status of Contraceptive Method-Mix based on CAR at the end of the month of September 2020.	39
33.	Pie-Chart of Method-Mix for the month of September 2020	40
34.	Performance by type of MCH services for the month of August'20 and September'20	41
35.	Performance by type of Nutrition services for the month of August'20 and September'20.....	42
36.	Summary of the Couples and Acceptors by Month since September 2020...	43
37.	Performance of RH-EOC of MCWCs, MCHTI & MFSTC for the month of September 2020.....	45
38.	City Corporation wise Contraceptive Acceptors and Acceptance Rate(CAR) (Partial) at the end of the month of September 2020.....	47

At a glance of the FP Performance for the Month of August 2020 and September 2020

Indicators	August	September
Numbers of Total Eligible Couple (Including Part of the city Corporation)	27572217	27597591
Numbers of Total Acceptors (Including Part of the city Corporation)	21616853	21640441
CAR(%) (Contraceptive Acceptance Rate)	78.40	78.41
Method specific acceptors (Cumulative) :		
Permanent Method (Male) Postpartum	4385	5328
Permanent Method (Male)	747198	747801
Permanent Method (Female) Postpartum	69675	71450
Permanent Method (Female)	2059895	2062642
Permanent Method (Total)	2807093	2810443
IUD (Postpartum Users)	28129	28520
IUD (Total Users)	732784	731646
Implant (Postpartum Users)	71066	72356
Implant (Total Users)	1348068	1352456
Injectable (Postpartum Acceptors)	172048	173176
Injectable (Total Acceptors)	4202484	4200686
Oral Pill (Postpartum Acceptors)	543756	545574
Oral Pill (Total Acceptors)	10485906	10501055
Condom (Postpartum Acceptors)	151954	153049
Condom (Total Acceptors)	2040518	2044155
Method specific new acceptors :		
Permanent Method (Male)	691	932
Permanent Method (Female)	5440	7007
Permanent Method (Total)	6131	7939
IUD (New Users)	6091	6474
Implant (New Users)	17240	24539
Injectable (New Acceptors)	49253	54945
Oral Pill (New Acceptors)	105786	114308
Condom (New Acceptors)	38893	41458
Number of Districts reported	64	64
Number of Upazilas reported	489	490
Range of CAR (%)	No. of Districts	
	August	September
00-59	0	0
60-69	1	1
70 & above	63	63
Contraceptive performance and distribution by methods (Absolute Performance) :		
Permanent Method (Male - cases)	1242	1950
Permanent Method (Female - cases)	5685	7347
Permanent Method (Total - cases)	6927	9297
IUD (Nos.)	9690	11014
Implant (Nos.)	24976	34334
Injectable (Doses)	747958	808141
Oral Pill (Cycles)	5538253	5785069
Condom (Pieces)	7747639	8293611

At a glance of the MCH and Reproductive Health Services for the Month of August 2020 and September 2020

Services		August. '20	September. '20
Number of Pregnant Women		890394	910741
Number of High Risk/Complicated Pregnant Mother		5390	6230
Antenatal Care	1st visit (Within 4 Month)	165201	183079
	2nd visit (within 6 Month)	117517	126767
	3rd visit (within 8 Month)	92759	101145
	4th visit (within 9 Month)	80936	86316
Institutional Delivery (MCHTI, MFSTC, FWVTI-Raj, MCWC, UHC, UH&FWC & NGO Clinics)	Normal	44570	44858
	C-section	44437	41044
	Total Delivery	89007	85902
Non-institutional Delivery	At Home by Trained Persons	32699	33263
	At Home by Non-Trained Persons	11509	11277
	Total Delivery	44208	44540
*Total Live Births		104174	109379
Postnatal Care	PNC-1 (within 24 Hour)	38617	40789
	PNC-2 (within 2-3 day)	34133	35350
	PNC-3 (within 7-4 day)	37375	37718
	PNC-4 (within 42-48 day)	43678	45864
Postnatal care by trained person till two days in Home Delivery		5771	6310
No. of uses 7.1% chlorhexidine digluconate for umbilical cord care		31438	33084
TT for Woman (5-49)	1st dose	113766	116454
	2nd dose	112504	150081
	3rd dose	115248	121502
	4th dose	106782	106019
	5th dose	104621	104179
Immunization	BCG	142546	146767
	PCV 1	148238	154748
	PCV 2	149529	151927
	PCV 3	156160	154375
	MR Vaccine 1st Dose	135987	137637
	MR Vaccine 2nd Dose	121264	127180
Number of ECP acceptors		6148	7838
Number of MR done (Both Govt. & NGOs)		1078	1640
General Treatment		2078768	2493955
Still Births (including MCHTI, MFSTC & FWVTI-Raj)		278	177
Death	Neonatal death (0-28 days)	300	333
	Infant Death (29Days to below 1Year)	81	113
	Child Death (1 - <5 year)	18	19
	Maternal Death	63	90
	Other Death	24159	25311
	Total	24648	25866
No. of Health Education in UH&FWC		6301	8354

* Live births conducted at Govt. MCH, DH, MCWC, UHC, UH&FWC, NGOs & Home. The information is collected by FWA through field visit.

**At a glance of the Nutrition services for the Month of
August 2020 and September 2020**

Services		Performance	
		August.'20	September.'20
Nutrition Services for Pregnant Women, 0-59 months aged child and Mother	Counseling on IYCF, IFA, Vitamin-A and Hand washinh	649377	691610
	Number of mother Received IFA & Calcium Tablet	133113	185188
	Received MNP Sachet (6-23 months)	16566	16632
	Exclusive Breast feeding up to 6 months	158982	175462
	Complimentary feeding after 6 months	175128	185314
	Feeding Tablet Vitamin A (6-59months Child)	3747	4430
	Received Tablet anti-helminthics (24-59months Child)	42941	46980
	Feeding Zink pill with ORS suffering form diarrhoea	4968	7184
	Identifying Suffering from MAM	6854	8701
	Suffering from SAM & Referred	1923	2467
	Identifying Child Stunting	2831	3291
	Identifying Child Wasting	2574	3455
	Identifying Child Under weight	3402	3981

SUMMARY

Introduction

Bangladesh is divided into eight administrative divisions: Dhaka, Chattogram, Rajshahi, Khulna, Barishal, Sylhet, Rangpur and Mymensingh. Each division is divided into several districts and each district into several upazilas. Each urban area in an upazila is divided into wards. Upazilas are divided into Union Parishads (UPs) and Poursavas. These divisions allow the country as a whole to be separated into rural and urban areas. Management Information System (MIS) has been operational under the Directorate General of Family Planning (DGFP) for a long time. The report of the Contraceptive Performance, MCH, Reproductive Health and Nutrition services is used to be published each month from MIS Unit on the basis of Service Statistics received from the field workers, service delivery clinics and NGOs. Erstwhile Family Welfare Register, however, is the principal source of performance statistics. This report is prepared on the basis of FWA Registers (9th Edition) and Clinic Report. Most of the FWAs visit their working area once in every two months. It is a continuous process. FWA register is modified/updated in every three years.

There is a reporting system to collect the information from the field. MIS Reporting Form-1 is filled up by the FWAs and submitted the same to FPIs. FPI fills up the MIS reporting Form-2 by compiling of all the FWAs (MIS Form-1) report and submits to UFPO office. MIS reporting Form-3 (clinical) is filled up by MO (clinic)/ (MCH-FP)/ (FW)/SACMO/ FWV and is submitted to UFPO office. NGOs of the respective area submit their report to UFPO office through MIS reporting Form-2 and 3 as their requirement. All the reporting Form-2 and 3 are compiled by UFPO office and filled up reporting Form-4 (union wise) and is entered in online web based software (SS). District FP Office reviews and submits that report. It provides information of contraceptive use status of eligible couples and different types of MCH, Reproductive Health and Nutrition services. MIS performance report is primarily used by different level of program managers and supervisors engaged in implementing the Family Planning, MCH, RH and Nutrition program in the country. Besides, different policy makers, decision makers, donor agencies, Development Partners, researchers and other users also use this report.

Family Planning Performance (CAR related):

Performance reports of September 2020 have been received from all the 64 districts of the country. During the month of September 2020 total numbers of eligible couple were found to be as 27597591 against 27572217 in the previous month. Performances of NGOs are also included in the report as reported by the Upazila Offices. A total of acceptors are 21640441 reported in the month of September'20 as against 21616853 in August'20. The Contraceptive Acceptance Rate (CAR) achieved at the end of the reporting month for six modern methods (Permanent Method, IUD, Implant, Injectable, Oral Pill and Condom) is 78.41% which was 78.40% in August'20. Method Specific Acceptors (Cumulative), Method Specific New Acceptors and Contraceptive distribution by Methods are shown in the summary sheet. It August be noted that the contraceptive acceptance rate is an estimate, based on the client contact and the status of contraceptive acceptance as reported by the field workers based on the entries made in the FWA register. The Contraceptive Prevalence Rate (CPR), on the other hand, is based on periodic surveys that are made on precise statistical procedures.

The acceptance rate is a tentative rate and varies from month to month because of reporting status and coverage. This rate is usually higher than the Contraceptive Prevalence Rate (CPR). CAR is generally used to monitor as a management tool 'on-going' program performance in the country. It is not so much used to evaluate the program impact or goals, which is done by periodical scientific surveys.

MCH Performance:

In the month of September'20, 910741 pregnant women have been registered. Total number of 6,230 pregnant women referred to hospital for their complications. Total no. 5343 patient received services for RTI/STI. Dose-wise TT for Women (15-49 yrs.) and OPV & Pentavalent vaccines were shown in the summary sheet. BCG vaccines were given to 146767 infants during September'20. Visit-wise Antenatal Care

is also shown in the summary sheet both of August 2020 and September 2020. Postnatal Care is shown in the summary sheet both August 2020 and September 2020. Number of delivery conducted by the clinics is 85902. Total numbers of delivery at home 33263 by trained personnel and 11277 by non-trained personnel. Still Birth is recorded 177 in September'20 and in the previous month it was 278. Neo-natal deaths (0-28 days) & Infant deaths (29 days-<1yr.) are recorded to be 333 and 113 in the month of September'20 where these were 300 and 81 in August'20 respectively. A total of 19 child-deaths (1-<5 yrs.) have been reported in the month of September'20 as against 18 in August. Maternal deaths were reported 90 during the month of September'20 which was 63 in August'20. The other deaths were reported 25311 in September'20 but in August'20 the number of such deaths was 24159. General treatments were rendered to 2493955 and 2078768 patients in the month of September'20 and August'20 respectively. In September'20 number of ECP acceptors was 7838 but in August'20 it was 6148. MR done in the reporting month is 1640 but in August'20 it was 1078. Performance of MCHTI, MFSTC, MCWCs and FWVTI-Rajshahi is also included in the report.

Nutrition Programs of the Directorate General of Family Planning

Country wide nutrition service is going on through National Nutrition Services (NNS) Operational Plan of DGHS under Health Services Division of MOHFW. DGFP is also playing vital role for implementation of nutrition services whole over the country and is rendering nutrition services at field level where activities like MCH services, Adolescent and Family Planning Program is going on. By this time coordination with IPHN and cooperation with "Global Alliance for Improved Nutrition (GAIN), UNICEF and Alive & Thrive" comprehensive nutrition services are running in 91 upazillas of 11 districts through MCH Services Unit of DGFP.

Highlights September 2020

- a) National Contraceptive Acceptance Rate (CAR) based on visited eligible Couples 27597591 is found to be 78.4%. Rajshahi division has achieved the highest acceptance rate 81.1%, followed by Rangpur division 79.9%. The CAR is found to be 79.8% achieved in Khulna division. The Contraceptive Acceptance Rate has been found to be rather low in Mymensingh 79.2%, Barishal 79.0%, Sylhet 77.4%, Dhaka 77.0% and Chattogram 75.3%.

The highest numbers of Acceptors 4200823 have been reported from Dhaka division followed by 3859418 in Chattogram division, Rajshahi division reported 3434863 acceptors. Acceptors size is however, found much smaller in Rangpur, Khulna, Mymensingh and Sylhet which are 2903435, 2776921, 1810919 and 1346699 respectively and in Barishal division it is 1307263.

- b) Out of 64 reporting districts, all districts have reported contraceptive acceptance rate of 70 percent and above, no district has reported CAR of 60 - 69 percent and no district has reported CAR of < 59 percent.
- c) Out of 490 Upazilas 485 Upazilas have reported CAR at the level >70% and 5 Upazilas have reported CAR level 50-70 percent.

According to the performance of the reporting month (September, 20) Jhainaidaha district recorded the highest achievement rate 114.7%. Rajbari district has got the 2nd place with 112.9% and Dinajpur district has secured the 3rd position with 110.6% of permanent method. Rajbari district has achieved first position with achievement rate 177.0%; Sherpur district has got the 2nd position with achievement rate 176.6% and Faridpur district has recorded the 3rd position with achievement rate 128.6% in IUD. In Implant Jashore district has recorded the highest achievement rate with 18.64%, Sherpur district has placed in 2nd position with achievement rate 184.57% and Faridpur district has got the 3rd position with achievement rate 179.52%. In Injectable Sherpur district has recorded the highest achievement rate with 116.4%. In Oral Pill Sherpur District has recorded the highest achievement rate with 172.2% and Sherpur district has recorded the highest achievement rate 96.1% in Condom.

- d) MFSTC, Dhaka has performed highest 255 Caesarian Operations, MFSTC, Dhaka has performed highest 546 of total deliveries. MCHTI, Dhaka has performed 208, Gibandha, MCWC has performed 231 in the reporting month September'20.

e) (Table 21) In September National Nutrition services information collected by FP workers are as follows: Number of 185188 mothers received IFA, No. of 175462 babies (up to 6 months) exclusive breast feeding and No. of 185314 children (6-23 months) feeding complementary foods. No. of 8701 children suffering from MAM and 2467 suffering from SAM and referred. No. of Children Stunting, wasting and underweight are 3291, 3455 and 3981 respectively.

Table Analysis:

Table 1: Shows contraceptive performance and Achievement Rate in respect of Permanent, Long Acting and Short Acting methods for the reporting month (September'20) and reporting period (August'20 to September'20) against their respective projections. In the reporting month the achievement rates of Permanent method(Male) 29.3%, Permanent method(Female) 73.1% and Permanent method (Total) 55.6%, IUD 52.2%, Implant 91.5%, Injectable 46.6%, Oral Pill 43.4% and Condom 34.6%. From August'20 to September'20 the achievement rates of Permanent method (Male) 20.6%, Permanent method (Female) 60.0% and Permanent method (Total) 44.3%, IUD 47.3%, Implant 67.6%, Injectable 44.8%, Oral Pill 42.7% and Condom 33.2%.

Table 2: Shows the divisions according to descending order of achievement rate against their projection of Permanent and Long Acting methods for the period August'19 to September'20.

Table 3: Showing the 3(three) districts which achieved the highest achievement rate against Permanent and Long Acting methods of their projections for the period August'20 to September'20.

Table 4: Shows 3(three) districts which achieved the lowest achievement rate of Permanent and Long Acting methods against their projections for the period August'20 to September'20.

Table 5: Comparative statement of contraceptive performance against their projection between the period August'19 to September'19 and August'20 to September'20. The Achievement Rate of Permanent Method (Male) was 49.6% in the period of August'19 to September'19 but it shows the lower rate 20.6% in the current period. So it is decrease 29.0% than that of August'19 to September'19. Permanent Method (Female) was 76.1% in the period August'19 to September'19 but it shows the lower rate 60.1% in the current period. So it is 16.1% decrease than that of August'19 to September'19. Permanent Method (Total) was 65.5% in the period August'19 to September'19, but it shows the lower rate 44.3% in the current period. So it is 21.2% decrease than that of August'19 to September'19. IUD achieved the 67.4% in the reporting period August'19 to September'19 but it shows the lower rate 47.3% in the current period. So it is 20.1% decrease than that of August'19 to September'19. Implant achieved the 96.2% in the reporting period August'19 to September'19 but it shows the lower rate 67.6% in the current period. So it is 28.6% decrease than that of August'19 to September'19. Injectable achieved the 52.1% in the reporting period August'19 to September'19 but in the current period it shows 44.5%. So Injectable is decrease 7.6% than that of August'19 to September'19. Oral Pill achieved the 50.3% in the reporting period August'19 to September'19 but in the current period (August'20 to September'20) it shows 42.4%. In case of Oral Pill 7.9% decrease than that of August'19 to September'19. In case of Condom it achieved 39.9% in the reporting period August'19 to September'19 but in the current period (August'20 to September'20) it shows 33.0%, which is 6.9% increase than that of August'19 to September'19.

Table 6: Comparative status of performance and distribution of contraceptive by methods for the month of August'20 and September'20 based on field worker's report. In comparison with that of previous month Permanent Method (male) 57.0%, Permanent Method (Female) 29.2%, Overall Permanent Method (Total) 34.2%, IUD 13.7%, Implant 37.5%, Injectable 8.0% Oral Pill 4.5% and Condom 7.0%.

Table 7: Shows the share of Government and NGOs and Multisectors by methods in the overall National performance. Government sector has contributed 46.7% in Permanent Method (Male), 86.0% in Permanent Method (Female), 77.8% in Permanent Method (Total), 85.6% in IUD, 91.7% in Implant, 84.4% in Injectable, 90.6% in Oral Pill and 81.3% in Condom in the reporting month September'20. On the other hand NGOs and Multisectors have contributed 53.3% in Permanent Method (Male), 14.0% in Permanent Method (Female), 22.2% in Permanent Method (Total), in IUD 14.4%, in Implant 8.3%, in Injectable 15.6%, in Oral Pill 9.4% and in Condom 18.7% in the reporting month September'20.

Table 8: Division wise and NGOs & Multisectoral wise Contraceptive Performance for the month of September'20 are shown in this table. BAVS of Dhaka Division is in the highest position, BAVS of Chittagong Division is in the next and BAVS of Rajshahi Division is in the 3rd position in Permanent method. By NGOs and Multisectorals performance of Total Permanent methods are 2064 in the reporting month, in which Males are 1039 and Females are 1025. Total IUD and Implant 1589 and 2855 are inserted in the reporting month September'20. Injectable 126459 vials, Oral Pill 542570 cycles and 1547758 of Condom are distributed by NGOs and Multisectorals in the reporting month.

Table 9: Shows the projection, performance and achievement rates of Permanent and Long Acting methods in the reporting month September'20 and in the reporting period August'20 to September'20. In the reporting month Jhainadaha district has achieved the highest achievement rate of 114.7% and Rajbari district is the next highest with 112.9% in Permanent Method. In the reporting month Rajbari district has achieved the highest achievement rate of 177.0% and Sherpur district is the next highest with 176.6% in IUD. In the reporting month Jashore district has achieved the highest achievement rate of 184.64% in Implant and Joypurhat district has achieved the next second highest achievement rate with 184.57%. On the other hand, in the reporting period August'20 to September'20 Joypurhat district has achieved the highest achievement rate of 94.8% in Permanent Method, Sherpur district has achieved the highest achievement rate of 159.8% in IUD and Sherpur district has achieved the highest achievement rate of 121.2% in Implant.

Table 10: Shows the projection, performance and achievement rates of Short Acting methods in the reporting month September'20 and in the reporting period August'20 to September'20. In the reporting month Sherpur district has achieved the highest achievement rate of 116.4% and Bhola district is the next highest with 115.2% in Injectable. Sherpur district has achieved the highest achievement rate of 172.2% in Oral Pill. Sherpur district has achieved the highest achievement rate of 96.1% in Condom. From August'20 to September'20 Bhola district has achieved the highest achievement rate of 171.7% and Sherpur district is the next highest with 164.8% in Injectable, Sherpur district has achieved the highest achievement rate of 270.3% in Oral Pill and Sherpur district has achieved the highest achievement rate of 140.0% in Condom.

Table 11: This table shows the Old acceptors, new acceptors and dropout (No method & switch over) cases by districts in the reporting month (September'2020). This table is prepared on the basis of CAR report.

Table 12: This table shows the new and total acceptors of the current month in comparison with that of the previous month. The new acceptors of all the methods-), Permanent Method (Male), Permanent Method (Total) have shown decreasing trend but Permanent Method (Female) IUD Injectable, Oral Pill Condom and Implant have shown increasing trend. New acceptors are shown depending on the field workers report which collects from their visiting areas. In case of total acceptors Permanent Method (Male), Permanent Method (Female), Permanent Method (Total) IUD, Implant, Injectable, Oral Pill and Condom have shown increasing trend.

Table 13: This table shows that Rajshahi division had recorded the highest CAR of 81.1%, next Rangpur division 79.9%, Khulna division 79.8%, Mymensingh division 79.2%, Barishal division 79.1%, Sylhet division 77.4%, Dhaka division 77.0% and Chattogram division 75.3% in the reporting month September'20. Graph-1 shows the division wise CAR for the current month and graph-2 shows the division wise CAR for the current month in comparison with that of previous month.

Table 14: Shows that 64 districts have achieved CAR level of 70.0% and above where no district has achieved CAR between 60%-69% and no district has achieved CAR between 0-59% in the reporting month September'20. The graph also shows the same in comparison with previous month.

Table 15: List of 483 upazilas among the 490, which have achieved CAR >70.0% in the reporting month.

Table 16: List of 4 upazilas which have achieved CAR 60-70% in the reporting month. Graph shows that 483 upazilas out of 490 have achieved CAR level >70%, 4 upazilas have achieved CAR level 60%-70% and 1 upazila has achieved CAR level <60% in the current month. There is graphical presentation is also showing both of August'20 and September'20.

Table 17: Shows the dropout and switch over by method and by division for the month of September, 20.

Table 18:This table shows the Division-wise comparison of Couples, Contraceptive Acceptors and the Acceptance Rate up to the end of September'20. In the reporting month the highest number of Eligible Couples have been reported from Dhaka division which is 5451308, 2nd highest is Chattogram division which is 5124411, then Rajshahi, Rangpur, Khulna, Mymensingh, Sylhet and Barishal division, which are 4235211, 3632728, 3476063, 2285118, 1738161 and 1654591 respectively. In case of acceptors Dhaka division has been reported the highest number of acceptors which is 4200823 followed by Chattogram division 3859448, Rajshahi division 3434863, Rangpur division 2903435, Khulna division 2776921, Mymensingh division 1810919, Sylhet division 1346699 and Barishal division 1307263.

Table 19:This table shows the contraceptive method mix by division for the month of September'20. Sylhet division has contributed the highest rate in Permanent Method with 15.13% among the other divisions. Rangpur division has contributed 15.03%, then Khulna division 14.81% and then Rajshahi division 13.84%. Chattogram division has recorded 4.67% in IUD which is the highest among the other divisions followed by Sylhet with 3.88% and Barishal division 3.84%. Barishal division has contributed the highest rate in Implant with 7.63% followed by Sylhet division with 7.10%. Barishal division has also contributed the highest rate in Injectable with 26.14% then Rangpur division 21.50% and then Chattogram division 20.92 in CAR method mix among all the divisions. Mymensingh division has recorded the highest rate in Oral Pill with 55.66% followed by Dhaka division 49.53 %, Rangpur division 49.15% and Rajshahi division 48.49%. Dhaka division has recorded the highest rate in Condom with 11.73% followed by Rajshahi division 11.61% and Khulna division 11.33% in CAR method mix among all the divisions.

Pie Charts are showing the national and division wise Method-Mix for the month of September'20.

Table 20:This table shows the performance of MCH and Reproductive Health Services during the month of August'20 and September'20.

Table 21:This table shows the performance of Nutrition Services for the month August'20 and September'20 collected by family planning workers.

Annex A:Annex- A shows comparative summary key performances since March 2020 to September'20.

Annex B:Performance of RH-EOC of MCWC including MCHTI, MFSTC and FWVTI-Raj for the month of September'20.

Annex C:City Corporation wise Contraceptive Acceptors and Acceptance Rate(CAR) (Partial) at the end of the month of September'20.

Remarks:The achievement of Rangpur division, Chattogram division Dhaka division and Sylhet Division are good against their projection in permanent method, IUD and Implant respectively in the reporting month in comparison with that of other divisions.

Clarification about the information of summary sheet, table-2 and table-3:

Method Specific Acceptors:

In the summary sheet, Method Specific Acceptors is shown based on the field workers' (FWA) visit of the reporting month and also the previous month. These are the cumulative figure which includes previous month's acceptors and reporting month's new acceptors collected by the field workers within their working areas.

Contraceptive distribution by Method:

In the summary sheet, Contraceptive Performance by Method is prepared based on the performance and distribution of the reporting month. These figures are actual performance of the reporting month which is not comparable with the information written in method specific acceptors.

Table- 9, Table-10 and Table-11

Performance shown in the table-9 and 10 is the actual performance of the respective month but the new acceptors shown in the table-11 September not be the performance done in the same month. It September happen that the new acceptors accepted method in the previous month but field workers had shown that case in the next month due to their rounding schedule. So the performance of table-9, table-10 will not be the comparable with the new acceptor of table-11.

Clarification about the information of MCH and Reproductive Health Services:

- Information shown against ‘delivery’ which were done in MCHTI, MFSTC, MCWCs, UHCs & UH&FWCs is collected through the MIS reporting Form-3. This record is only for DGFP concerned facilities. Deliveries conducted in District Hospitals, Medical Colleges, Private Clinics and performances in the City Corporation (partial) are not included.
- Information shown against the ‘live births’ conducted at Govt. MCH, DH, MCWC, UHC, UH&FWC, NGOs & Homes is collected by FWAs through field visit. Field workers visit their units monthly and they submit their reports in every month.

Highest and Lowest performing districts in clinical methods**Highest performing 3(three) districts in the Month of September '20**

Permanent Method					IUD					Implant				
District	Total E. Couple	Monthly Projec.	Ach. In Reporting Month	Ach. Rate (%)	District	Total E. Couple	Monthly Projec.	Ach. In Reporting Month	Ach. Rate (%)	District	Total E. Couple	Monthly Projec.	Ach. In Reporting Month	Ach. Rate (%)
Jhenaidaha	394336	163	189	114.7	Rajbari	233954	84	149	177.0	Jashore	615689	301	557.0	184.6
Rajbari	233954	85	96	112.9	Sherpur	321415	163	288	176.6	Sherpur	321415	486	897.0	184.6
Dinajpur	663702	298	355	110.6	Faridpur	395664	184	237	128.6	Faridpur	395664	501	913.0	179.5

Congratulations: We congratulate the districts for their better performance in clinical methods against projections. We hope the officers and staffs who are involved with the activities will continue their better performance in future.

Lowest performing 3(three) districts in the Month of September '20

Permanent Method					IUD					Implant				
District	Total E. Couple	Monthly Projec.	Ach. In Reporting Month	Ach. Rate (%)	District	Total E. Couple	Monthly Projec.	Ach. In Reporting Month	Ach. Rate (%)	District	Total E. Couple	Monthly Projec.	Ach. In Reporting Month	Ach. Rate (%)
Khagrachhai	114435	199	13	6.5	Jamalpur	488577	369	46	12.4	Kurigram	537865	838	342	40.8
Rangamati	101205	121	16	13.2	Sunamganj	403501	565	96	17.0	Narayanganj	536402	853	370	43.3
Bandarban	73563	78	10	13.5	Narayanganj	536402	881	152	17.2	Bandarban	73563	215	94	43.7

Unsatisfactory Performance: We are sorry for their unsatisfactory low performance in clinical methods against projections. We hope the officers and staffs are involved with the activities will try to overcome from this type of un-satisfactory performance in future.

Table-1: National Projection, Performance and Achievement Rate of Contraceptive Methods

Methods	Yearly Projection (2020-21)	Reporting Month		August'20 to September'20	
		Performance (in CYP)	Achi. Rate (%)	Performance (in CYP)	Achi. Rate(%)
Permanent Method (Male)	80000	1950	29.3	4115	20.6
Permanent Method (Female)	120595	7347	73.1	18083	60.0
Permanent Method (Total)	200595	9297	55.6	22198	44.3
IUD	253414	11014	52.2	29950	47.3
Implant	450448	34334	91.5	76142	67.6
Injectables	5197836	202035	46.6	582098	44.8
Oral Pill	10669243	385671	43.4	1139015	42.7
Condom	1914992	55291	34.6	159080	33.2

Table-2: List of Divisions according to descending order of Achievement Rate against their projections of Clinical Methods for the period July 2020 to September 2020

Sl. No.	Permanent Method (Cases)				IUD (Cases)				Implant (Cases)			
	Division	Yearly Projection	Performance	Achi. Rate (%)	Division	Yearly Projection	Performance	Achi. Rate (%)	Division	Yearly Projection	Performance	Achi. Rate (%)
1	Rangpur	21836	2969	54.4	Chattogram	49702	8383	67.5	Khulna	41140	7206	70.1
2	Dhaka	56528	6680	47.3	Khulna	18928	2307	48.8	Barishal	31775	5426	68.3
3	Khulna	18401	2568	55.8	Dhaka	58112	7424	51.1	Chattogram	85432	15294	71.6
4	Rajshahi	22552	2755	48.9	Rajshahi	32865	3677	44.8	Dhaka	88517	14852	67.1
5	Barishal	13432	1154	34.4	Rangpur	34481	3656	42.4	Rajshahi	64710	10731	66.3
6	Chattogram	35641	3801	42.7	Barishal	19061	1780	37.4	Rangpur	70256	12618	71.8
7	Mymensingh	13790	1069	31.0	Sylhet	16118	1322	32.8	Sylhet	30496	4811	63.1
8	Sylhet	18415	1202	26.1	Mymensingh	24147	1401	23.2	Mymensing	38122	5204	54.6

Table-3: List of 3 (Three) Districts achieved the highest Achievement Rate of Clinical Method against their projections for the period July 2020 to September 2020

Sl. No.	Permanent Method (Cases)				IUD (Cases)				Implant (Cases)			
	District	Yearly Projection	Performance	Achi. Rate (%)	District	Yearly Projection	Performance	Achi. Rate (%)	District	Yearly Projection	Performance	Achi. Rate (%)
1.	Joipurhat	1021	242	94.8	Sherpur	1957	782	159.8	Sherpur	5832	1767	121.2
2.	Dinajpur	3851	822	85.4	Rajbari	1010	398	157.6	Faridpur	6103	1778	116.5
3.	Meherpur	907	183	80.7	Faridpur	2212	724	130.9	Pirojpur	3187	908	114.0

Table-4: List of 3 (Three) Districts achieved the lowest Achievement Rate of Clinical Methods against their projections for the period July 2020 to September 2020

Sl. No.	Permanent Method (Cases)				IUD (Cases)				Implant (Cases)			
	District	Yearly Projection	Performance	Achi. Rate (%)	District	Yearly Projection	Performance	Achi. Rate (%)	District	Yearly Projection	Performance	Achi. Rate (%)
1.	Khagrachhari	2396	3	0.5	Jamalpur	4438	127	11.4	Satkhira	4427	73	6.60
2.	B. Baria	3018	5	0.7	Sunamganj	6781	263	15.5	Kushtia	7075	151	8.54
3.	Bandarban	886	2	0.9	Narayanganj	10574	451	17.1	Narail	2700	76	11.26

The projection of the last financial year has been followed

Table-5: Comparative Statement of contraceptive performance for the period between July 2019 to September 2019 and July 2020 to September 2020

Methods	Yearly Projection (2019-2020)	July 2019 to September,2019		Yearly Projection (2020-2021)	July 2020 to September 2020		Change of July'20 to Sept.'20 over July'19 to Sept.'19
		Performance (in CYP)	Achi. Rate (%)		Performance (in CYP)	Achi. Rate (%)	
Permanent Method (Male)	80000	9918	49.6	80000	4115	20.6	-29.0
Permanent Method (Female)	120595	22929	76.1	120595	18083	60.0	-16.1
Permanent Method (Total)	200595	32847	65.5	200595	22198	44.3	-21.2
IUD	253414	42704	67.4	253414	29950	47.3	-20.1
Implant	450448	108361	96.2	450448	76142	67.6	-28.6
Injectables	5233417	682056	52.1	5233417	582098	44.5	-7.6
Oral Pill	10742277	1351392	50.3	10742277	1139015	42.4	-7.9
Condom	1928101	192167	39.9	1928101	159080	33.0	-6.9

Table-6: Performance & Distribution of Contraceptives by Method for the month of August 2020 and September 2020

Method	Performance		% Change of September'20 over August'20
	August'20	September'20	
Permanent Method (Male, Cases)	1242	1950	57.0
Permanent Method (Female, Cases)	5685	7347	29.2
Total Permanent Method (Total, Cases)	6927	9297	34.2
I U D (Cases)	9690	11014	13.7
Implant (Cases)	24976	34334	37.5
Injectables (Doses)	747958	808141	8.0
Oral Pill (Cycles)	5538253	5785069	4.5
Condom (Pieces)	7747639	8293611	7.0

Table :7 Contribution of Government, NGOs and Multisectors in respect of Contraceptive Performance during September 2020

Method	Performance			Share of Contribution in Percentage	
	Govt.	NGOs & Multisectors	Total	Government	NGOs and Multisectors
Permanent Method (Male, Cases)	911	1039	1950	46.7	53.3
Permanent Method (Female, Cases)	6322	1025	7347	86.0	14.0
Total Permanent Method (Cases)	7233	2064	9297	77.8	22.2
IUD (Cases)	9425	1589	11014	85.6	14.4
Implant (Cases)	31479	2855	34334	91.7	8.3
Injectable (Doses)	681682	126459	808141	84.4	15.6
Oral Pill (Cycles)	5242499	542570	5785069	90.6	9.4
Condom (Pieces)	6745853	1547758	8293611	81.3	18.7

The projection of the last financial year has been followed

Table -8: Division wise and NGO & Multisector wise Contraceptive Performance for the month of September 2020

Sl. No.	NGO and Multisectors	Oral Pill (Cycles)	Condom (Pieces)	Injectable (Vials)	IUD (Cases)	Implant (Nos.)	Permanent Method (Nos.)		
							Male	Female	Total
Rangpur Division									
1	Family Planning Association of Bangladesh (FPAB)	16294	25723	2113	4	63	8	5	13
2	Marie Stopes Clinic	1176	3770	417	52	258	15	18	33
3	Palli Shisu Foundation (PSF)	19369	65984	5510	24	0	0	0	0
4	Sunflower	0	0	0	0	0	0	0	0
5	Shanirvar Bangladesh	2508	730	455	0	0	0	0	0
6	CMH	387	4836	12	0	0	0	2	2
7	R. H. Steps	310	1752	67	2	0	0	0	0
8	MODEL CLINIC	64	1296	4	0	0	0	10	10
9	MOHILA-O-SHISHU SHASTHA KALLYAN SAMITY	1930	1080	755	0	0	0	0	0
10	NSDP	0	0	0	0	0	0	0	0
11	IPas Bangladesh	100	0	0	0	2	0	0	0
12	Surjer Hasi Network	8386	14430	4011	4	11	0	3	3
13	Friendship Bangladesh	1536	3490	88	0	0	0	0	0
14	Kanchan	6838	14573	1149	0	0	0	3	3
15	Dhaldanga Bohumukhi Samaj Unnayn Sangstha	5709	5600	1255	0	0	0	0	0
16	Lamb Hospital	12	10	68	0	18	0	7	7
17	KMSS	257	681	365	0	0	0	3	3
18	SAF	380	204	35	0	0	0	0	0
NGO Total		65256	144159	16304	86	352	23	51	74
1	BGB	123	1771	0	0	0	0	0	0
2	Srama Kalyan Kendra	4	6	0	0	0	0	0	0
3	DGHS Health Clinic	135	108	0	3	0	0	0	0
4	CMH	173	2148	2	0	0	0	0	0
Multisector Total		435	4033	2	3	0	0	0	0
NGO & Multisector Total		65691	148192	16306	89	352	23	51	74
Rajshahi Division									
1	Family Planning Association of Bangladesh (FPAB)	35153	135832	3647	7	104	4	6	10
2	BAVS	407	5234	93	3	54	110	21	131
3	Marie Stopes Clinic	423	3510	65	32	62	0	4	4
4	Palli Shisu Foundation (PSF)	7421	4200	1636	8	0	0	0	0
5	Jatio Tarun Shanga	16952	33224	2807	3	0	0	0	0
6	Bamaneh	11487	13080	2007	0	17	1	0	1
7	Tilottoma	9607	44713	3845	4	15	0	5	5
8	Anonnya Somaj Kallyan Samity	4985	5434	667	0	0	0	0	0
9	Shanirvar Bangladesh	2516	3732	536	5	27	0	0	0
10	Sromo Kallyan Shangstha	522	3024	0	0	0	0	0	0
11	R. H. Steps	201	3252	39	5	0	0	0	0
12	MR CLINIC	1651	3348	27	1	10	0	0	0
13	MODEL CLINIC	323	4824	87	0	2	0	40	40
14	SHEBA PROKALPO	0	0	0	0	0	0	0	0
15	POLLI SHISHU CLINIC	2042	2496	580	0	0	0	0	0
16	JTS-GONO UNNAYAN ACADEMY	11102	51321	3104	1	1	0	0	0
17	THANGAMARA	590	4860	126	0	9	0	0	0
18	SHASTO KALLYAN SHANGSTHA	0	0	0	0	0	0	0	0
19	Darpon	5397	6896	721	2	0	0	0	0
20	IPas Bangladesh	480	2084	7	0	0	0	3	3
21	Surjer Hasi Network	2090	7092	639	0	0	0	4	4
22	Friendship Bangladesh	152	504	0	0	0	0	0	0
23	Population Services & Training Centre (PSTC)	391	7440	432	0	1	0	3	3
24	SORNALY	5633	6956	854	2	0	0	0	0
25	Chardulai	2700	6600	927	0	0	0	0	0
26	KMSS	1501	14480	786	0	4	0	3	3
NGO Total		123726	374136	23632	73	306	115	89	204
1	DGHS Health Clinic	757	682	33	20	2	0	119	119
Multisector Total		757	682	33	20	2	0	119	119
NGO & Multisector Total		124483	374818	23665	93	308	115	208	323
Khulna Division									
1	Family Planning Association of Bangladesh (FPAB)	31181	58399	2844	8	97	5	3	8
2	BAVS	1249	1060	378	0	6	26	34	60
3	Marie Stopes Clinic	298	3456	53	28	35	0	0	0
4	Palli Shisu Foundation (PSF)	0	0	0	0	0	0	0	0
5	Paribarik Shastha Clinic	2809	10152	837	9	4	0	4	4
6	Jatio Tarun Shanga	5210	9260	1485	0	0	0	0	0
7	Paribar Kallyan Shangstha (PKS)	15211	48892	5301	6	19	0	21	21
8	PSTC	134	3180	237	1	7	0	0	0
9	BRAC	90	600	52	0	0	0	0	0
10	Sromo Kallyan Shangstha	192	132	0	0	0	0	0	0
11	Ad-Din Medical College Hospital	1571	3600	852	2	0	0	44	44
12	CMH	73	2000	4	0	0	0	0	0
13	BWHC	54	70	46	0	0	0	0	0
14	R. H. Steps	723	2436	103	5	0	0	0	0

Sl. No.	NGO and Multisectors	Oral Pill (Cycles)	Condom (Pieces)	Injectable (Vials)	IUD (Cases)	Implant (Nos.)	Permanent Method (Nos.)		
							Male	Female	Total
15	VPKA (VP KENDRA)	0	0	0	0	0	0	0	0
16	CRC	1130	1639	59	0	0	0	0	0
17	SHASTO KALLYAN SHANGSTHA	11	120	0	0	0	0	0	0
18	SGS	0	0	0	0	0	0	0	0
19	Police Hospital	20	600	84	0	0	0	0	0
20	Surjer Hasi Network	2639	15490	2374	13	11	0	5	5
21	Friendship Bangladesh	1275	3300	0	0	0	0	0	0
22	BNS TITUMIR	0	0	0	0	0	0	0	0
23	Peoples Development Community (PDC)	1520	9800	1250	0	0	0	0	0
24	Urban Health Care	1048	2960	548	3	12	0	2	2
25	KMSS	12	0	17	0	0	0	2	2
26	Adams	4653	13152	1284	0	0	0	0	0
27	Marie Clinic	51	500	31	4	0	0	0	0
	NGO Total	71154	190798	17839	79	191	31	115	146
1	BGB	137	1074	6	0	0	0	0	0
2	Biman Bahini	54	2700	5	0	0	0	0	0
3	Paurasova	171	300	0	0	0	0	0	0
4	DGHS Health Clinic	41	60	21	6	0	0	6	6
5	Jessore Cantonmen	591	6612	17	0	0	0	4	4
	Multisector Total	994	10746	49	6	0	0	10	10
	NGO & Multisector Total	72148	201544	17888	85	191	31	125	156
Barishal Division									
1	Family Planning Association of Bangladesh (FPAB)	6539	19396	1853	3	21	7	0	7
2	BAVS	135	3012	129	1	12	65	0	65
3	Marie Stopes Clinic	407	310	71	23	19	1	0	1
4	Paribarik Shastha Clinic	281	1442	328	0	0	0	0	0
5	Shanirvar Bangladesh	2688	3760	3279	2	0	0	0	0
6	BRAC	29	0	41	0	0	0	0	0
7	R. H. Steps	144	360	12	10	0	0	0	0
8	IPas Bangladesh	9	70	2	0	0	0	0	0
9	Surjer Hasi Network	251	2040	428	9	0	0	0	0
10	Desh Bangla	1335	1230	226	0	0	0	0	0
11	Urban Primary Health Care Project (UPHCP)	941	2124	303	2	0	0	1	1
	NGO Total	12759	33744	6672	50	52	73	1	74
1	Srama Kalyan Kendra	69	86	0	0	0	0	0	0
2	DGHS Health Clinic	118	20	0	0	0	0	0	0
	Multisector Total	187	106	0	0	0	0	0	0
	NGO & Multisector Total	12946	33850	6672	50	52	73	1	74
Dhaka Division									
1	Family Planning Association of Bangladesh (FPAB)	23250	61736	2904	18	127	3	11	14
2	BAVS	1318	15430	276	21	175	404	23	427
3	Marie Stopes Clinic	2896	10609	1326	266	258	7	6	13
4	Paribarik Shastha Clinic	119	672	10	0	0	0	0	0
5	Jatio Tarun Shanga	1505	5699	776	0	0	0	0	0
6	Bamaneh	1250	5336	678	7	0	0	0	0
7	Paribar Kallyan Shangstha (PKS)	0	0	0	0	0	0	0	0
8	PSTC	2148	613	1112	31	78	8	3	11
9	Shanirvar Bangladesh	22152	40703	4979	18	23	0	2	2
10	BRAC	1762	8784	278	8	13	0	0	0
11	Sromo Kallyan Shangstha	1004	5558	0	0	0	0	0	0
12	Ad-Din Medical College Hospital	2065	4562	232	3	6	0	62	62
13	BAPSA	7551	30590	1914	28	26	14	6	20
14	Radda Barnen	328	5304	331	5	0	0	0	0
15	UTPS	4824	7639	735	37	43	0	2	2
16	PSKP	970	600	187	0	0	0	0	0
17	Gono Shastha Kendra	27	0	22	0	0	0	0	0
18	Anirban Sangsad	321	348	107	0	0	0	0	0
19	CMH	1025	5190	43	1	0	0	7	7
20	Spire	1560	600	20	0	0	0	0	0
21	Shimantik	5466	14058	1464	50	82	11	8	19
22	Nagar Unnoyan Somaj Seba Shangstha	2439	600	259	4	0	0	0	0
23	TDH CLINIC	1440	3600	40	0	0	0	0	0
24	SHAKTTI FOUNDATION	100	858	10	0	0	0	0	0
25	BWHC	138	1170	211	0	0	0	0	0
26	SUKHI PARIBAR SANGSTHA	0	0	0	0	0	0	0	0
27	Association in Training & Management (AITAM)	321	504	30	1	0	0	9	9
28	R. H. Steps	573	2508	164	19	15	0	5	5
29	AL-FALAH MOJIN CLINIC	44	144	70	0	0	0	0	0
30	VPKA (VP KENDRA)	8454	43792	1764	0	2	0	0	0
31	VFWA	2601	30040	1168	6	0	0	0	0
32	Nari Moytri	4847	12264	1122	3	10	0	1	1
33	SGS	154	180	0	0	0	0	0	0
34	CWFD	344	636	464	1	0	0	1	1
35	Surjer Hasi Network	5766	17816	1692	9	0	0	0	0
36	Kumudini Hospital	166	1800	37	0	0	0	15	15
37	Family Welfare Association	1638	528	209	0	0	0	0	0
38	Population Services & Training Centre (PSTC)	1938	3548	397	2	12	0	3	3
39	Jonoseba M&C W Songstha	1422	3440	327	16	0	0	0	0

Sl No	NGO and Multisectors	Oral Pill (Cycles)	Condom (Pieces)	Injectable (Vials)	IUD (Cases)	Implant (Nos.)	Permanent Method (Nos.)		
							Male	Female	Total
40	Urban Primary Health Care Project (UPHCP)	540	1000	48	0	0	0	0	0
41	Sazeda Foundation	98	684	52	0	0	0	0	0
42	Adarsha Paribar Kalyan Shangsta	0	0	0	0	0	0	0	0
43	Rural Health Development Organization(RHDO)	36	264	23	0	0	0	0	0
44	Daridra Paribar Seba Songshta	3219	1200	330	0	0	0	0	0
45	NAGAR SASTHO KENDRO	807	5536	348	0	6	0	0	0
46	Urban Health Care	585	5040	262	1	7	0	5	5
47	Ideal Samaj Kallyan Sangatha	1206	600	210	0	0	0	0	0
48	Sonali Din	1410	588	180	0	0	0	0	0
49	Ahoshania Mission	4054	21823	1105	86	93	7	7	14
50	Active Social Welfare Society	26	4876	28	0	0	0	0	0
51	MISCS	1440	600	200	0	0	0	0	0
52	Bashundhara Ad-din Medical College Hospital	0	0	0	0	0	0	0	0
53	Neer Seba Songtha	756	5626	136	0	0	0	0	0
54	Surjer Hashi Network (Smiling Sun Franchise)	4549	19248	2367	3	4	0	0	0
55	Fatema Nursing Home	1400	5000	190	0	0	0	0	0
	NGO Total	134052	419544	30837	644	980	454	176	630
1	Biman Bahini	32	288	2	0	0	0	0	0
2	Sir Salimulla Medical College Hospital (Indoor)	784	0	103	49	94	0	0	0
3	BGME	3734	14163	567	0	0	0	0	0
4	DGHS Health Clinic	167	140	12	6	0	0	0	0
5	Victoria Hospital Narayanganj	143	336	8	0	10	0	4	4
6	Others Private Clinic	0	0	0	0	0	0	176	176
	Multisector Total	4860	14927	692	55	104	0	180	180
	NGO & Multisector Total	138912	434471	31529	699	1084	454	356	810
Mymensingh Division									
1	Family Planning Association of Bangladesh (FPAB)	7445	33154	840	0	38	0	0	0
2	BAVS	0	0	0	0	0	0	0	0
3	Marie Stopes Clinic	186	2470	54	9	56	0	0	0
4	Paribarik Shastha Clinic	0	0	0	0	0	0	0	0
5	Jatio Tarun Shanga	1601	3216	297	0	0	0	0	0
6	Bamaneh	1190	8440	356	0	2	0	0	0
7	Sunflower	0	0	0	0	0	0	0	0
8	Shanirvar Bangladesh	12415	32420	2789	8	4	0	1	1
9	BRAC	0	840	25	1	0	0	0	0
10	BAPSA	0	0	0	0	0	0	0	0
11	Gono Shastha Kendra	0	0	0	0	0	0	0	0
12	CMH	0	0	0	0	0	0	0	0
13	MALANCHA SEBA SAMITY	0	0	0	0	0	0	0	0
14	SUPIRAT	0	0	0	0	0	0	0	0
15	R. H. Steps	43	96	7	5	17	0	0	0
16	MODEL CLINIC	320	3600	13	0	0	0	0	0
17	CHCP	0	0	0	0	0	0	0	0
18	NSDP	0	0	0	0	0	0	0	0
19	SHASTO KALLYAN SHANGSTHA	0	0	0	0	0	0	0	0
20	Krishi Bisho	0	0	0	0	0	0	0	0
21	IPas Bangladesh	527	1164	86	0	0	0	33	33
22	Surjer Hasi Network	530	4676	443	4	0	0	1	1
23	Friendship Bangladesh	210	138	0	0	0	0	0	0
24	Saya Path	0	0	0	0	0	0	0	0
25	Shastha Prokalpo	12	0	78	0	0	0	8	8
	NGO Total	24479	90214	4988	27	117	0	43	43
1	BGB	195	75	20	0	0	0	0	0
2	BGME	960	7126	56	0	0	0	0	0
3	DGHS Health Clinic	69	48	5	0	0	0	0	0
	Multisector Total	1224	7249	81	0	0	0	0	0
	NGO & Multisector Total	25703	97463	5069	27	117	0	43	43

Sl. No.	NGO and Multisectors	Oral Pill (Cycles)	Condom (Pieces)	Injectable (Vials)	IUD (Cases)	Implant (Nos.)	Permanent Method (Nos.)		
							Male	Female	Total
Chattogram Division									
1	Family Planning Association of Bangladesh (FPAB)	26922	57598	2654	43	103	0	3	3
2	BAVS	273	7272	148	6	41	175	36	211
3	Concern Women for Family Planning (CWFP)	6	200	0	0	0	0	0	0
4	Marie Stopes Clinic	1462	8290	314	119	145	90	15	105
5	Paribarik Shastha Clinic	405	550	300	1	0	0	0	0
6	Bamaneh	670	1440	524	2	0	0	0	0
7	Shanirvar Bangladesh	10642	12284	1582	13	1	0	0	0
8	BRAC	110	120	0	0	0	0	0	0
9	Sromo Kallyan Shangstha	45	14	47	0	0	0	0	0
10	BAPSA	696	1368	39	2	0	0	0	0
11	FDSR	17592	21279	3779	8	46	0	0	0
12	CMH	1547	10266	103	21	3	0	22	22
13	BWHC	56	210	19	1	0	0	0	0
14	SUPIRAT	1976	3542	703	7	0	0	0	0
15	PROSHANTI	1237	756	339	0	0	0	0	0
16	NISKRITY	894	2818	549	1	0	0	0	0
17	IMAGE	1888	5927	525	4	9	0	0	0
18	MOMOTA	5240	17854	1164	59	109	0	37	37
19	SUS (TMA , NASIRABAD)	0	0	0	0	0	0	0	0
20	SHED	0	0	0	0	0	0	0	0
21	ISDE	0	0	0	0	0	0	0	0
22	CUFL	50	550	0	0	0	0	0	0
23	JUSH	0	0	0	0	0	0	0	0
24	R. H. Steps	823	1444	181	17	4	0	0	0
25	MODEL CLINIC	1609	3660	22	6	15	0	35	35
26	BANDHAN	170	550	108	0	0	0	0	0
27	Ghasful	1161	11140	50	0	0	0	0	0
28	IPas Bangladesh	219	250	32	0	0	0	0	0
29	Surjer Hasi Network	3539	7976	1815	16	13	0	0	0
30	Saya Path	954	3432	277	10	2	24	0	24
31	B.R.D.B	342	1500	53	0	0	0	0	0
32	RTMI	1942	5820	611	11	46	0	0	0
33	NAGAR MATRI SADAN	758	1812	274	10	51	3	3	6
34	Urban Health Care	1220	1788	305	3	13	0	0	0
35	Mission Hospital, Chandraghona	300	300	14	0	0	0	0	0
36	Surjer Hashi Network (Smiling Sun Franchise)	1696	3287	847	0	1	0	0	0
NGO Total		86444	195297	17378	360	602	292	151	443
1	BGB	102	2211	6	0	0	0	0	0
2	Comilla Cantonment	278	5000	25	0	0	0	8	8
3	Biman Bahini	63	1872	1	0	0	0	0	0
4	Navy	233	5832	10	0	0	0	0	0
5	Railway Hospital	100	360	11	0	0	0	0	0
6	BGC Traust	0	0	0	0	0	0	0	0
7	BGME	23	40	0	0	0	0	0	0
8	DGHS Health Clinic	765	792	15	96	13	0	16	16
9	BKMEA	342	540	44	0	0	0	0	0
10	Others Private Clinic	0	0	0	0	0	0	25	25
Multisector Total		1906	16647	112	96	13	0	49	49
NGO & Multisector Total		88350	211944	17490	456	615	292	200	492
Sylhet Division									
1	Family Planning Association of Bangladesh (FPAB)	2320	13600	264	1	25	0	2	2
2	BAVS	981	3360	91	0	42	43	0	43
3	Marie Stopes Clinic	709	2082	80	27	22	2	26	28
4	BRAC	252	1080	153	5	10	0	0	0
5	CMH	0	0	0	0	0	0	0	0
6	Shimantik	6106	11290	3371	15	28	6	13	19
7	BWHC	917	4872	1287	2	8	0	0	0
8	RED CRESCENT SANGSTHA	59	12	15	0	0	0	0	0
9	R. H. Steps	381	360	56	0	0	0	0	0
10	VARD, SYLHET	0	0	0	0	0	0	0	0
11	Sylhet Samaj Kallyan Sangatha	996	5772	2269	1	0	0	0	0
12	Surjer Hasi Network	786	1512	160	0	0	0	0	0
13	SUPPS	70	0	51	0	0	0	0	0
14	TIL Welfare Division	40	348	0	0	0	0	0	0
15	Govt. Labour Welfare Center	0	0	0	0	0	0	0	0
NGO Total		13617	44288	7797	51	135	51	41	92
1	BGB	0	0	0	0	0	0	0	0
2	Srama Kalyan Kendra	88	198	0	0	0	0	0	0
3	DGHS Health Clinic	632	990	43	39	1	0	0	0
Multisector Total		720	1188	43	39	1	0	0	0
NGO & Multisector Total		14337	45476	7840	90	136	51	41	92
NGO & Multisector Grand Total of National		542570	1547758	126459	1589	2855	1039	1025	2064

Table -9: District wise Projection, Performance and Achievement Rate of Permanent and Long Acting Methods

District	Permanent Method (Cases)					IUD (Cases)					Implant (Cases)				
	Yearly Projection	Reporting Month		August'20 to September'20		Yearly Projection	Reporting Month		August'20 to September'20		Yearly Projection	Reporting Month		August'20 to September'20	
		Perform.	Achi. Rate(%)	Perform.	Achi. Rate(%)		Perform.	Achi. Rate(%)	Perform.	Achi. Rate(%)		Perform.	Achi. Rate(%)	Perform.	Achi. Rate(%)
Dinajpur	3851	355	110.6	822	85.4	3257	195	71.8	437	53.7	15257	1857	146.1	3987	104.5
Thakurgaon	1910	128	80.4	283	59.3	1843	62	40.4	124	26.9	5612	443	94.7	913	65.1
Panchgarh	1127	71	75.6	160	56.8	1593	50	37.7	136	34.1	4361	391	107.6	626	57.4
Nilphamari	2197	132	72.1	214	39.0	2813	206	87.9	520	73.9	5950	543	109.5	1427	95.9
Rangpur	3621	255	84.5	571	63.1	5609	210	44.9	641	45.7	10276	842	98.3	1783	69.4
Kurigram	2322	40	20.7	165	28.4	7436	230	37.1	668	35.9	10058	342	40.8	921	36.6
Gaibandha	3600	115	38.3	495	55.0	6040	210	41.7	609	40.3	10230	637	74.7	1895	74.1
Lalmonirhat	3208	140	52.4	259	32.3	5890	186	37.9	521	35.4	8512	499	70.3	1066	50.1
Rangpur Div.	21836	1236	67.9	2969	54.4	34481	1349	46.9	3656	42.4	70256	5554	94.9	12618	71.8
Bogura	3973	202	61.0	525	52.9	5145	200	46.6	506	39.3	15083	1263	100.5	3171	84.1
Joipurhat	1021	86	101.1	242	94.8	1317	62	56.5	173	52.5	4803	660	164.9	1221	101.7
Naogaon	2078	112	64.7	187	36.0	2031	125	73.9	332	65.4	9455	638	81.0	1287	54.4
Chapai Nawabganj	2856	206	86.6	413	57.8	2689	82	36.6	281	41.8	3520	172	58.6	324	36.8
Rajshahi	4543	249	65.8	576	50.7	6050	105	20.8	325	21.5	9978	510	61.3	1328	53.2
Natore	3137	263	100.6	520	66.3	2856	86	36.1	274	38.4	7313	613	100.6	1396	76.4
Pabna	1844	29	18.9	67	14.5	4706	226	57.6	654	55.6	5618	409	87.4	884	62.9
Seraiganj	3100	96	37.2	225	29.0	8071	401	59.6	1132	56.1	8940	471	63.2	1120	50.1
Rajshahi Div.	22552	1243	66.1	2755	48.9	32865	1287	47.0	3677	44.8	64710	4736	87.8	10731	66.3
Kushtia	1989	158	95.3	384	77.2	2207	54	29.4	166	30.1	7075	380	64.5	151	8.5
Meherpur	907	62	82.0	183	80.7	542	20	44.3	52	38.4	1706	90	63.3	74	17.4
Chuadanga	1657	118	85.5	307	74.1	1205	54	53.8	145	48.1	3757	299	95.5	181	19.3
Jhenaidaha	1977	189	114.7	378	76.5	1701	102	72.0	310	72.9	4717	356	90.6	177	15.0
Magura	1604	70	52.4	181	45.1	1461	52	42.7	185	50.7	3672	230	75.2	146	15.9
Narail	1000	28	33.6	70	28.0	1075	28	31.3	72	26.8	2700	108	48.0	76	11.3
Jashore	2496	119	57.2	270	43.3	3461	138	47.8	326	37.7	3620	557	184.6	357	39.4
Khulna	2704	161	71.4	393	58.1	3097	227	88.0	590	76.2	8067	648	96.4	442	21.9
Bagerhat	1859	80	51.6	162	34.9	2199	91	49.7	262	47.7	4399	456	124.4	192	17.5
Satkhira	2208	93	50.5	240	43.5	1980	73	44.2	199	40.2	4427	287	77.8	73	6.6
Khulna Div.	18401	1078	70.3	2568	55.8	18928	839	53.2	2307	48.8	44140	3411	92.7	1869	16.9
Barguna	1672	78	56.0	237	56.7	2340	70	35.9	190	32.5	5717	371	77.9	959	67.1
Patuakhali	2441	97	47.7	274	44.9	4037	178	52.9	460	45.6	7056	764	129.9	1550	87.9
Barishal	2307	113	58.8	291	50.5	3355	161	57.6	429	51.1	5968	456	91.7	1002	67.2
Jhalakati	2022	37	22.0	75	14.8	1175	27	27.6	68	23.1	2329	176	90.7	323	55.5
Bhola	2818	54	23.0	105	14.9	5215	116	26.7	309	23.7	7518	330	52.7	684	36.4
Pirojpur	2172	52	28.7	172	31.7	2939	130	53.1	324	44.1	3187	344	129.5	908	114.0
Barishal Div.	13432	431	38.5	1154	34.4	19061	682	42.9	1780	37.4	31775	2441	92.2	5426	68.3

District	Permanent Method (Cases)					IUD (Cases)					Implant (Cases)				
	Yearly Projection	Reporting Month		August'20 to September'20		Yearly Projection	Reporting Month		August'20 to September'20		Yearly Projection	Reporting Month		August'20 to September'20	
		Perform.	Achi. Rate(%)	Perform.	Achi. Rate(%)		Perform.	Achi. Rate(%)	Perform.	Achi. Rate(%)		Perform.	Achi. Rate(%)	Perform.	Achi. Rate(%)
Gopalganj	2099	98	56.0	169	32.2	1163	87	89.8	222	76.4	4190	235	67.3	460	43.9
Madaripur	1218	54	53.2	152	49.9	1618	106	78.6	307	75.9	5057	274	65.0	417	33.0
Shariatpur	2470	93	45.2	133	21.5	2660	105	47.4	328	49.3	3621	270	89.5	513	56.7
Faridpur	3237	223	82.7	539	66.6	2212	237	128.6	724	130.9	6103	913	179.5	1778	116.5
Rajbari	1020	96	112.9	200	78.4	1010	149	177.0	398	157.6	3520	405	138.1	820	93.2
Dhaka	12800	692	64.9	1714	53.6	10729	884	98.9	2461	91.8	12795	1259	118.1	2767	86.5
Gazipur	4980	67	16.1	125	10.0	6135	129	25.2	346	22.6	7522	328	52.3	804	42.8
Munshiganj	3604	86	28.6	223	24.8	3163	78	29.6	205	25.9	4829	195	48.5	417	34.5
Narayanganj	3193	205	77.0	534	66.9	10574	152	17.2	451	17.1	10243	370	43.3	956	37.3
Narshingdi	4516	306	81.3	818	72.5	3681	165	53.8	468	50.9	6081	393	77.6	839	55.2
Manikganj	5162	243	56.5	546	42.3	3373	97	34.5	173	20.5	5027	462	110.3	1135	90.3
Tangail	6903	332	57.7	661	38.3	6979	273	46.9	675	38.7	10073	829	98.8	1820	72.3
Kishoreganj	5326	88	19.8	265	19.9	4815	128	31.9	319	26.5	9456	455	57.7	1072	45.3
Dhaka Div.	56528	2583	54.8	6079	43.0	58112	2590	53.5	7077	48.7	88517	6388	86.6	13798	62.4
Jamalpur	2402	91	45.5	110	18.3	4438	46	12.4	127	11.4	8259	304	44.2	847	41.0
Sherpur	2058	113	65.9	52	10.1	1957	288	176.6	782	159.8	5832	897	184.6	1767	121.2
Mymensingh	7475	332	53.3	277	14.8	15271	247	19.4	666	17.4	15025	983	78.5	2126	56.6
Netrokona	1855	120	77.6	64	13.8	2481	100	48.4	173	27.9	9006	692	92.2	1518	67.4
Mymensingh Div.	13790	656	57.1	503	14.6	24147	681	33.8	1748	29.0	38122	2876	90.5	6258	65.7
B. Baria	3018	134	53.3	5	0.7	4889	179	43.9	450	36.8	8529	730	102.7	1371	64.3
Cumilla	5969	343	69.0	243	16.3	9394	625	79.8	1723	73.4	11247	1042	111.2	2487	88.5
Chandpur	3228	176	65.4	143	17.7	4268	310	87.2	870	81.5	7374	641	104.3	1705	92.5
Feni	2520	106	50.5	64	10.2	2987	258	103.6	627	84.0	4679	364	93.4	827	70.7
Noakhali	2568	189	88.3	162	25.2	3260	236	86.9	676	82.9	9864	596	72.5	1587	64.4
Laxmipur	4427	66	17.9	58	5.2	7039	138	23.5	416	23.6	8621	315	43.8	820	38.0
Chattoqram	4983	337	81.2	251	20.1	9482	752	95.2	2005	84.6	15487	1464	113.4	3184	82.2
Cox's Bazar	4192	61	17.5	54	5.2	4311	315	87.7	814	75.5	10746	858	95.8	1790	66.6
Rangamati	1454	16	13.2	12	3.3	1114	80	86.2	194	69.7	2989	284	114.0	530	70.9
Khagrachhari	2396	13	6.5	3	0.5	1140	101	106.3	309	108.4	3315	247	89.4	586	70.7
Bandarban	886	10	13.5	2	0.9	1818	94	62.0	299	65.8	2581	94	43.7	407	63.1
Chattoqram Div.	35641	1451	48.9	997	11.2	49702	3088	74.6	8383	67.5	85432	6635	93.2	15294	71.6
Sylhet	3750	229	73.3	105	11.2	2200	140	76.4	357	64.9	9000	741	98.8	1480	65.8
Habiganj	6384	99	18.6	40	2.5	3811	107	33.7	305	32.0	6977	473	81.4	1051	60.3
Moulavibazar	3099	74	28.7	24	3.1	3326	155	55.9	397	47.7	6066	340	67.3	741	48.9
Sunamganj	5182	217	50.3	58	4.5	6781	96	17.0	263	15.5	8453	739	104.9	1539	72.8
Sylhet Div.	18415	619	40.3	227	4.9	16118	498	37.1	1322	32.8	30496	2293	90.2	4811	63.1
National	200595	9297	55.6	5974	11.9	253414	11014	52.2	29950	47.3	453448	34334	90.9	70805	62.5

Table-10: District wise Projection, Performance and Achievement Rate of Short Acting Methods

District	Injectables					Oral Pill					Condom				
	Yearly Projection	Reporting Month		August'20 to September'20		Yearly Projection	Reporting Month		August'20 to September'20		Yearly Projection	Reporting Month		August'20 to September'20	
		Perform. (in CYP)	Achi. Rate (%)	Perform.	Achi. Rate(%)		Perform. (in CYP)	Achi. Rate (%)	Perform.	Achi. Rate(%)		Perform. (in CYP)	Achi. Rate (%)	Perform.	Achi. Rate(%)
Dinajpur	124862	3226	31.0	9253	44.5	256295	9837	46.1	29227	68.4	46002	764	19.9	2268	19.7
Thakurgaon	57105	2314	48.6	7180	75.4	117216	4365	44.7	12814	65.6	21039	247	14.1	706	13.4
Panchgarh	44094	2313	62.9	6635	90.3	90508	4509	59.8	13909	92.2	16245	258	19.1	740	18.2
Nilphamari	77921	3670	56.5	10453	80.5	159943	6310	47.3	18893	70.9	28708	351	14.7	1051	14.6
Rangpur	121279	5262	52.1	16044	79.4	248941	8307	40.0	25616	61.7	44682	855	23.0	2484	22.2
Kurigram	101175	5617	66.6	16031	95.1	207675	8547	49.4	20360	58.8	37275	818	26.3	2466	26.5
Gaibandha	104087	6552	75.5	19667	113.4	213651	8889	49.9	26482	74.4	38348	1033	32.3	3154	32.9
Lalmonirhat	52774	2787	63.4	8235	93.6	108325	3516	38.9	11444	63.4	19443	278	17.2	858	17.7
Rangpur Div.	683296	31741	55.7	93498	82.1	1402554	54280	46.4	158745	67.9	251741	4604	21.9	13727	21.8
Bogura	145699	3858	31.8	11493	47.3	299066	10087	40.5	29991	60.2	53679	2001	44.7	5595	41.7
Joipurhat	40037	648	19.4	1778	26.6	82181	2409	35.2	7242	52.9	14750	352	28.6	957	26.0
Noagaon	110993	2405	26.0	7141	38.6	227829	9507	50.1	27610	72.7	40892	1031	30.3	2970	29.1
Nawabganj	70947	1765	29.9	5351	45.3	145628	3284	27.1	11358	46.8	26138	961	44.1	2967	45.4
Rajshahi	115903	3911	40.5	11862	61.4	237907	7470	37.7	22156	55.9	42701	2152	60.5	5852	54.8
Natore	77696	2258	34.9	6288	48.6	159481	5827	43.8	17656	66.4	28625	1118	46.9	3171	44.3
Pabna	110935	4712	51.0	13811	74.7	227709	10448	55.1	30501	80.4	40871	1349	39.6	3914	38.3
Serajganj	123356	5653	55.0	16135	78.5	253204	11095	52.6	34077	80.7	45447	1725	45.5	5120	45.1
Rajshahi Div.	795566	25210	38.0	73859	55.7	1633004	60127	44.2	180591	66.4	293103	10689	43.8	30546	41.7
Kushtia	86570	3164	43.9	9065	62.8	177697	5743	38.8	16153	54.5	31894	1105	41.6	3197	40.1
Meherpur	30652	1959	76.7	5607	109.8	62917	1349	25.7	3747	35.7	11293	384	40.8	1082	38.3
Chuadanga	48462	2400	59.4	6739	83.4	99475	2646	31.9	7678	46.3	17855	466	31.3	1332	29.8
Jhenaidaha	73673	1949	31.7	5492	44.7	151224	4606	36.5	13212	52.4	27143	659	29.1	1847	27.2
Magura	36637	1235	40.5	3387	55.5	75203	2880	46.0	7853	62.7	13498	348	30.9	994	29.5
Narail	29508	841	34.2	2519	51.2	60569	1788	35.4	5263	52.1	10871	362	40.0	1144	42.1
Jashore	115970	5557	57.5	15647	81.0	238045	7130	35.9	19807	49.9	42726	1525	42.8	4392	41.1
Khulna	94014	3672	46.9	10841	69.2	192977	8972	55.8	25422	79.0	34637	1686	58.4	4616	53.3
Bagerhat	58241	1815	37.4	4940	50.9	119547	5428	54.5	15560	78.1	21457	733	41.0	2124	39.6
Satkhira	82439	2660	38.7	7435	54.1	169217	7619	54.0	21836	77.4	30372	1095	43.3	3066	40.4
Khulna Div.	656168	25252	46.2	71672	65.5	1346871	48161	42.9	136531	60.8	241746	8363	41.5	23794	39.4
Barquna	37401	1896	60.8	5537	88.8	76770	3214	50.2	9567	74.8	13779	234	20.4	690	20.0
Patuakhali	63946	3585	67.3	10245	96.1	131258	5522	50.5	15992	73.1	23559	404	20.6	1177	20.0
Barishal	80113	4277	64.1	12293	92.1	164442	6090	44.4	18124	66.1	29515	701	28.5	2093	28.4
Jhalakati	21818	878	48.3	2431	66.9	44783	1507	40.4	4411	59.1	8038	171	25.5	478	23.8
Bhola	69787	6697	115.2	19973	171.7	143247	3277	27.5	10270	43.0	25711	285	13.3	982	15.3
Pirojpur	38471	1785	55.7	5128	80.0	78967	4449	67.6	13003	98.8	14174	495	41.9	1479	41.7
Barishal Div.	311535	19118	73.6	55607	107.1	639467	24059	45.1	71367	67.0	114776	2290	23.9	6899	24.0

District	Injectables					Oral Pill					Condom				
	Yearly Projection	Reporting Month		August'20 to September'20		Yearly Projection	Reporting Month		August'20 to September'20		Yearly Projection	Reporting Month		August'20 to September'20	
		Perform. (in CYP)	Achi. Rate (%)	Perform.	Achi. Rate(%)		Perform. (in CYP)	Achi. Rate (%)	Perform.	Achi. Rate(%)		Perform. (in CYP)	Achi. Rate (%)	Perform.	Achi. Rate(%)
Gopalganj	41528	1195	34.5	3497	50.5	85242	4405	62.0	12587	88.6	15300	583	45.7	1630	42.6
Madaripur	44255	1873	50.8	5429	73.6	90840	3806	50.3	11058	73.0	16305	398	29.3	1146	28.1
Shariatpur	40587	1112	32.9	3251	48.1	83311	2449	35.3	7401	53.3	14953	343	27.5	1037	27.7
Faridpur	74597	2089	33.6	5887	47.4	153121	5686	44.6	16043	62.9	27483	1206	52.7	3165	46.1
Rajbari	43921	1884	51.5	4986	68.1	90154	3276	43.6	9641	64.2	16181	789	58.5	2081	51.4
Dhaka	138295	8366	72.6	22766	98.8	283869	14301	60.5	40172	84.9	50951	3342	78.7	9367	73.5
Gazipur	79864	1803	27.1	4976	37.4	163932	6627	48.5	19302	70.6	29424	1105	45.1	3118	42.4
Munshiganj	56960	1179	24.8	3143	33.1	116917	4290	44.0	12168	62.4	20985	573	32.8	1644	31.3
Narayanganj	100973	4064	48.3	11966	71.1	207260	8824	51.1	25576	74.0	37201	1228	39.6	3517	37.8
Narshingdi	82875	3659	53.0	11103	80.4	170113	6554	46.2	19250	67.9	30533	870	34.2	2578	33.8
Manikganj	57679	1306	27.2	3730	38.8	118393	4084	41.4	11679	59.2	21250	760	42.9	2121	39.9
Tangail	160537	4897	36.6	13492	50.4	329523	8823	32.1	30353	55.3	59145	1468	29.8	4153	28.1
Kishoreganj	106430	3564	40.2	10113	57.0	218462	8655	47.5	24894	68.4	39211	1136	34.8	3248	33.1
Dhaka Div.	1028502	36991	43.2	104339	60.9	2111135	81780	46.5	240124	68.2	378922	13801	43.7	38805	41.0
Jamalpur	92055	2457	32.0	7020	45.8	188955	5782	36.7	16963	53.9	33915	610	21.6	1731	20.4
Sherpur	60391	5858	116.4	16587	164.8	123961	17790	172.2	55847	270.3	22249	1781	96.1	5190	93.3
Mymensingh	197852	3284	19.9	9537	28.9	406117	9729	28.7	28367	41.9	72893	1201	19.8	3661	20.1
Netrokona	79013	3284	49.9	9539	72.4	162184	7545	55.8	23528	87.0	29110	831	34.3	2435	33.5
Mymensingh Div.	429311	14883	41.6	42683	59.7	881217	40846	55.6	124705	84.9	158167	4423	33.6	13017	32.9
B. Baria	102750	2928	34.2	8647	50.5	210908	5786	32.9	17128	48.7	37855	892	28.3	2652	28.0
Cumilla	212139	7923	44.8	22985	65.0	435444	11926	32.9	35031	48.3	78157	1634	25.1	4819	24.7
Chandpur	89117	3328	44.8	9999	67.3	182925	4791	31.4	14109	46.3	32833	416	15.2	1350	16.4
Feni	52811	2167	49.2	6163	70.0	108402	3017	33.4	8244	45.6	19457	519	32.0	1474	30.3
Noakhali	110735	3556	38.5	10336	56.0	227298	5152	27.2	15077	39.8	40797	730	21.5	2135	20.9
Laxmipur	63330	3669	69.5	10736	101.7	129993	2483	22.9	7212	33.3	23332	213	11.0	636	10.9
Chattoagram	200705	6082	36.4	16989	50.8	411974	11595	33.8	33924	49.4	73944	1801	29.2	4982	27.0
Cox's Bazar	79703	5082	76.5	14724	110.8	163600	5545	40.7	16111	59.1	29364	605	24.7	1719	23.4
Rangamati	19405	736	45.5	2043	63.2	39831	2352	70.9	7252	109.2	7149	303	50.9	900	50.4
Khagrachhari	21543	904	50.4	2479	69.0	44219	2566	69.6	7420	100.7	7937	217	32.8	637	32.1
Bandarban	13835	663	57.5	1865	80.9	28397	1489	62.9	4304	90.9	5097	218	51.3	646	50.7
Chattoagram Div.	966073	37038	46.0	106966	66.4	1982991	56702	34.3	165812	50.2	355922	7548	25.4	21950	24.7
Sylhet	113519	5842	61.8	17158	90.7	233014	5908	30.4	18367	47.3	41823	1720	49.4	5011	47.9
Habiganj	74321	1536	24.8	4171	33.7	152554	5184	40.8	15876	62.4	27382	455	19.9	1297	18.9
Moulavibazar	63803	1862	35.0	5131	48.3	130965	3580	32.8	10841	49.7	23506	454	23.2	1292	22.0
Sunamganj	75742	2572	40.7	7023	55.6	155470	5046	38.9	16058	62.0	27905	943	40.6	2744	39.3
Sylhet Div.	327386	11812	43.3	33483	61.4	672002	19718	35.2	61142	54.6	120616	3572	35.5	10344	34.3
National	5197836	202045	46.6	582107	67.2	10669243	385673	43.4	1139017	64.1	1914992	55290	34.6	159082	33.2

Table -11: Method wise Users (Normal & Postpartum as Old, New, Dropout, Postpartum Expire) and CAR by District at the end of September 2020

Name of District	Total Eligible Couple	Oral Pill											Total Oral Pill
		Normal					Postpartum					Postpartum Expire	
		Old	New	Total	Dropout		Old	New	Total	Dropout			
					No Method	Switch Over				No Method	Switch Over		
Dinajpur	663702	254286	1571	255857	1026	977	15429	1195	16624	119	181	806	272481
Thakurgaon	304240	113484	760	114244	435	372	5036	368	5404	85	35	319	119648
Panchgarh	235584	96033	933	96966	532	424	3703	371	4074	23	42	212	101040
Nilphamari	413648	157413	945	158358	611	503	7484	524	8008	77	80	419	166366
Rangpur	643767	230423	2025	232448	1173	843	10824	701	11525	127	134	394	243973
Kurigram	537865	197239	1724	198963	1080	764	7279	561	7840	60	103	358	206803
Gaibandha	552686	206697	2100	208797	1348	933	6136	438	6574	75	68	322	215371
Lalmonirhat	281236	95153	888	96041	417	294	4839	356	5195	22	56	203	101236
Rangpur Div.	3632728	1350728	10946	1361674	6622	5110	60730	4514	65244	588	699	3033	1426918
Bogura	773206	299131	2211	301342	1556	1210	12037	1030	13067	56	113	790	314409
Joipurhat	213070	81309	585	81894	454	251	3241	277	3518	19	54	178	85412
Naogaon	590826	247887	1870	249757	1141	742	8530	592	9122	47	72	469	258879
শুপার নবাবগঞ্জ	378062	135819	907	136726	570	386	4711	394	5105	45	54	281	141831
Rajshahi	617788	200656	2759	203415	3560	1400	9813	652	10465	218	199	250	213880
Natore	413084	156493	1446	157939	993	672	7002	628	7630	46	144	367	165569
Pabna	589461	207473	1571	209044	957	632	8182	576	8758	71	110	351	217802
Serajganj	659714	249020	2388	251408	1139	570	15380	893	16273	138	180	532	267681
Rajshahi Div.	4235211	1577788	13737	1591525	10370	5863	68896	5042	73938	640	926	3218	1665463
Kustia	459694	145100	1254	146354	712	543	6113	579	6692	105	100	342	153046
Meherpur	162254	45082	229	45311	121	115	1018	83	1101	5	14	33	46412
Chuadanga	259202	88760	718	89478	436	356	4102	327	4429	22	46	266	93907
Jhenaidaha	394336	147464	962	148426	611	291	5269	382	5651	130	72	222	154077
Magura	190386	70422	549	70971	387	217	4097	345	4442	45	50	171	75413
Narail	154965	59490	544	60034	359	159	2127	148	2275	33	20	65	62309
Jashore	615689	185916	1100	187016	669	477	6689	474	7163	92	131	253	194179
Khulna	498326	177584	2886	180470	882	507	5230	457	5687	127	74	176	186157
Bagerhat	303489	115001	1001	116002	623	471	5767	385	6152	65	110	151	122154
Satkhira	437722	171485	1056	172541	785	460	5462	422	5884	39	52	322	178425
Khulna Div.	3476063	1206304	10299	1216603	5585	3596	45874	3602	49476	663	669	2001	1266079
Barguna	198216	64160	1094	65254	528	519	5091	397	5488	52	113	211	70742
Patuakhali	340049	113647	853	114500	594	474	7713	376	8089	96	107	211	122589
Barishal	425141	151420	1241	152661	897	460	7964	443	8407	88	57	325	161068
Jhalakati	114942	39818	357	40175	230	135	1938	220	2158	54	54	44	42333
Bhola	371223	107338	699	108037	577	269	8203	557	8760	73	65	302	116797
Pirojpur	205020	75981	756	76737	1469	385	6234	486	6720	73	68	328	83457
Barishal Div.	1654591	552364	5000	557364	4295	2242	37143	2479	39622	436	464	1421	596986

Name of District	Total E. Couple	Oral Pill											Total Oral Pill
		Normal					Postpartum						
		Old	New	Total	Dropout		Old	New	Total	Dropout		Postpartum Expire	
					No Method	Switch Over				No Method	Switch Over		
Gopalganj	221296	86494	648	87142	418	336	3912	261	4173	65	34	184	91315
Madaripur	234013	82237	544	82781	373	202	4495	297	4792	26	34	190	87573
Shariatpur	215530	72074	492	72566	301	134	4580	264	4844	64	60	165	77410
Faridpur	395664	133795	1695	135490	1214	835	5343	726	6069	134	129	361	141559
Rajbari	233954	78979	911	79890	474	362	3972	360	4332	60	81	168	84222
Dhaka	735968	238314	1687	240001	917	607	9304	768	10072	80	86	354	250073
Gazipur	425520	173538	927	174465	715	360	6372	443	6815	44	48	261	181280
Munshiganj	301848	103360	807	104167	448	317	5557	373	5930	40	48	224	110097
Narayanganj	536402	194545	1699	196244	1244	842	9349	724	10073	89	110	408	206317
Narsingdi	426853	151076	1257	152333	645	474	7056	572	7628	74	47	532	159961
Manikganj	307538	104296	970	105266	665	391	5108	472	5580	58	57	302	110846
Tangail	849807	332077	1489	333566	1321	577	10631	711	11342	114	129	450	344908
Kishoreganj	566915	219937	2227	222164	1393	976	11037	787	11824	178	189	233	233988
Dhaka Div.	5451308	1970722	15353	1986075	10128	6413	86716	6758	93474	1026	1052	3832	2079549
Jamalpur	488577	174119	1013	175132	862	470	8121	593	8714	64	74	279	183846
Sherpur	321415	123789	883	124672	744	392	5410	366	5776	25	58	213	130448
Mymensingh	1055059	476112	3353	479465	2455	1286	27429	2240	29669	526	171	1411	509134
Netrokona	420067	174027	1247	175274	910	500	8706	617	9323	77	59	357	184597
Mymensingh Div.	2285118	948047	6496	954543	4971	2648	49666	3816	53482	692	362	2260	1008025
Brahmanbaria	532675	155392	1197	156589	1169	364	12604	778	13382	139	76	510	169971
Cumilla	1129024	377912	2500	380412	2031	966	26846	1575	28421	265	191	1094	408833
Chandpur	474197	169156	998	170154	866	449	12244	718	12962	120	106	496	183116
Feni	282025	82907	628	83535	411	285	5686	350	6036	80	83	93	89571
Noakhali	588767	188615	1025	189640	1119	391	13403	620	14023	153	87	369	203663
Lakshmipur	336389	101711	600	102311	465	218	6586	394	6980	67	36	217	109291
Chattogram	1065330	385715	2347	388062	1505	872	21299	1099	22398	271	166	669	410460
Cox's Bazar	426801	137451	1012	138463	742	344	13522	678	14200	130	117	366	152663
Rangamati	101205	38411	256	38667	172	87	1199	102	1301	23	28	54	39968
Khagrachhari	114435	45456	298	45754	206	102	1791	110	1901	26	11	57	47655
Bandarban	73563	21172	415	21587	195	131	2365	248	2613	56	49	121	24200
Chattogram Div.	5124411	1703898	11276	1715174	8881	4209	117545	6672	124217	1330	950	4046	1839391
Sylhet	600383	171844	1926	173770	2070	366	13005	611	13616	140	84	407	187386
Habiganj	395174	147841	1159	149000	1029	317	11180	558	11738	136	85	331	160738
Moulavi Bazar	339103	116546	1039	117585	767	396	6062	557	6619	101	81	214	124204
Sunamganj	403501	130500	1668	132168	1197	670	13348	800	14148	193	135	329	146316
Sylhet Div.	1738161	566731	5792	572523	5063	1749	43595	2526	46121	570	385	1281	618644
National	27597591	9876582	78899	9955481	55915	31830	510165	35409	545574	5945	5507	21092	10501055

Name of District	Condom											Total Condom
	Normal					Postpartum					Postpartum Expire	
	Old	New	Total	Drop out		Old	New	Total	Drop out			
				No Methd	Switch Over				No Methd	Switch Over		
Dinajpur	30278	363	30641	269	153	2144	152	2296	22	33	101	32937
Thakurgaon	10109	99	10208	70	40	483	25	508	2	4	11	10716
Panchgarh	7569	159	7728	78	28	531	39	570	14	7	18	8298
Nilphamari	13237	136	13373	85	90	991	65	1056	17	26	36	14429
Rangpur	29617	478	30095	210	114	1944	189	2133	35	60	36	32228
Kurigram	23703	626	24329	308	126	1643	96	1739	27	11	48	26068
Gaibandha	26168	391	26559	277	134	1481	90	1571	38	11	30	28130
Lalmonirhat	8164	108	8272	137	38	815	36	851	4	4	32	9123
Rangpur Div.	148845	2360	151205	1434	723	10032	692	10724	159	156	312	161929
Bogura	57363	595	57958	289	440	2324	141	2465	18	27	108	60423
Joipurhat	14179	128	14307	51	54	749	29	778	8	9	45	15085
Naogaon	31870	403	32273	723	125	1831	123	1954	14	18	91	34227
Nawabganj	42888	324	43212	219	101	2430	156	2586	15	16	147	45798
Rajshahi	75879	1785	77664	909	745	6227	649	6876	279	267	89	84540
Natore	36666	503	37169	237	158	2057	117	2174	82	47	69	39343
Pabna	46554	351	46905	243	97	2564	104	2668	16	11	79	49573
Serajganj	60496	482	60978	319	136	4534	157	4691	39	38	100	65669
Rajshahi Div.	365895	4571	370466	2990	1856	22716	1476	24192	471	433	728	394658
Kustia	50547	511	51058	242	143	2882	171	3053	34	22	94	54111
Meherpur	14993	121	15114	57	49	627	46	673	6	3	16	15787
Chuadanga	18562	157	18719	99	45	1002	52	1054	6	14	474	19773
Jhenaidaha	28989	268	29257	148	64	1816	129	1945	307	25	49	31202
Magura	11858	124	11982	80	39	1101	53	1154	19	33	23	13136
Narail	12737	119	12856	90	40	629	27	656	17	7	5	13512
Jashore	51985	434	52419	265	144	2995	141	3136	31	33	105	55555
Khulna	52238	1012	53250	595	131	1932	94	2026	34	27	52	55276
Bagerhat	20733	369	21102	212	130	1404	88	1492	34	25	18	22594
Satkhira	28105	270	28375	151	131	1624	89	1713	25	11	80	30088
Khulna Div.	290747	3385	294132	1939	916	16012	890	16902	513	200	916	311034
Barguna	5326	184	5510	94	89	604	36	640	7	12	10	6150
Patuakhali	12424	198	12622	105	80	1168	55	1223	18	18	11	13845
Barishal	25962	311	26273	240	189	2158	113	2271	27	18	50	28544
Jhalakati	6026	88	6114	73	31	457	38	495	14	13	4	6609
Bhola	12711	230	12941	204	78	793	49	842	8	5	15	13783
Pirojpur	10719	159	10878	112	60	837	61	898	14	5	33	11776
Barishal Div.	73168	1170	74338	828	527	6017	352	6369	88	71	123	80707

Name of District	Condom											Total Condom
	Normal					Postpartum					Postpartum Expire	
	Old	New	Total	Drop out		Old	New	Total	Drop out			
				No Methd	Switch Over				No Methd	Switch Over		
Gopalganj	22199	268	22467	217	105	1586	77	1663	20	16	50	24130
Madaripur	15148	138	15286	113	33	1610	69	1679	22	16	22	16965
Shariatpur	18253	215	18468	100	44	1497	44	1541	15	8	38	20009
Faridpur	42593	545	43138	238	151	2572	203	2775	60	28	91	45913
Rajbari	19742	310	20052	145	51	1391	81	1472	41	11	35	21524
Dhaka	75570	613	76183	345	187	5065	281	5346	44	47	166	81529
Gazipur	33404	211	33615	141	57	2172	71	2243	20	15	30	35858
Munshiganj	28931	209	29140	125	74	2468	100	2568	13	16	58	31708
Narayanganj	39559	441	40000	348	222	3675	174	3849	51	47	123	43849
Narshingdi	30427	476	30903	203	111	2695	124	2819	25	22	64	33722
Manikganj	29541	294	29835	202	100	1696	146	1842	17	14	75	31677
Tangail	65454	494	65948	298	123	3095	181	3276	55	34	65	69224
Kishoreganj	31025	651	31676	432	388	3071	212	3283	93	61	65	34959
Dhaka Div.	451846	4865	456711	2907	1646	32593	1763	34356	476	335	882	491067
Jamalpur	27293	175	27468	100	52	1803	83	1886	15	9	20	29354
Sherpur	15523	159	15682	80	30	894	30	924	11	19	34	16606
Mymensingh	47299	658	47957	444	238	4149	303	4452	33	21	114	52409
Netrokona	15140	256	15396	181	98	1659	78	1737	20	13	59	17133
Mymensingh Div.	105255	1248	106503	805	418	8505	494	8999	79	62	227	115502
Brahmanbaria	33530	322	33852	407	75	2821	141	2962	182	14	58	36814
Cumilla	67098	680	67778	485	221	6929	374	7303	92	53	199	75081
Chandpur	22745	240	22985	163	85	2325	128	2453	12	21	41	25438
Feni	18922	212	19134	160	95	2270	117	2387	18	19	26	21521
Noakhali	37949	266	38215	318	57	4305	168	4473	47	12	34	42688
Lakshmipur	15310	118	15428	91	30	1601	69	1670	10	15	44	17098
Chattogram	74368	749	75117	477	239	6982	306	7288	67	46	174	82405
Cox's Bazar	19774	256	20030	159	68	2636	129	2765	29	13	26	22795
Rangamati	6114	67	6181	29	17	299	8	307	3	0	9	6488
Khagrachhari	3708	37	3745	18	14	237	12	249	1	3	4	3994
Bandarban	3600	142	3742	126	61	444	50	494	14	9	6	4236
Chattogram Div.	303118	3089	306207	2433	962	30849	1502	32351	475	205	621	338558
Sylhet	52157	625	52782	1095	74	4834	200	5034	45	17	58	57816
Habiganj	21363	256	21619	232	50	2520	110	2630	33	7	30	24249
Moulavi Bazar	18135	276	18411	193	91	1402	147	1549	24	15	22	19960
Sunamganj	24844	608	25452	498	191	3907	274	4181	110	35	114	29633
Sylhet Div.	116499	1765	118264	2018	406	12663	731	13394	212	74	224	131658
National	1855373	22453	1877826	15354	7454	139387	7900	147287	2473	1536	4033	2025113

Name of District	Injectable											
	Normal					Postpartum						Total Injectable
	Old	New	Total	Drop out		Old	New	Total	Drop out		Postpartum Expire	
				No Methd	Switch Over				No Methd	Switch Over		
Dinajpur	69127	471	69598	325	338	3034	150	3184	27	35	118	72782
Thakurgaon	58045	269	58314	217	311	1378	51	1429	10	5	37	59743
Panchgarh	39335	326	39661	268	267	852	43	895	9	7	48	40556
Nilphamari	68200	433	68633	258	304	2785	138	2923	23	28	90	71556
Rangpur	104005	732	104737	510	684	3657	173	3830	65	105	74	108567
Kurigram	107872	894	108766	612	565	2104	114	2218	23	411	66	110984
Gaibandha	95438	976	96414	727	554	2393	101	2494	60	21	71	98908
Lalmonirhat	57291	376	57667	222	203	1509	60	1569	14	12	95	59236
Rangpur Div.	599313	4477	603790	3139	3226	17712	830	18542	231	624	599	622332
Bogura	103427	665	104092	437	361	2904	159	3063	15	21	127	107155
Joipurhat	23593	131	23724	61	56	559	26	585	5	6	12	24309
Naogaon	53987	506	54493	326	257	1507	65	1572	15	39	58	56065
Nawabganj	51303	253	51556	222	185	1218	45	1263	21	10	49	52819
Rajshahi	86158	1381	87539	693	812	4235	337	4572	123	135	55	92111
Natore	45553	504	46057	232	301	1472	72	1544	18	33	41	47601
Pabna	100629	365	100994	296	176	2809	71	2880	13	16	58	103874
Serajganj	117467	737	118204	348	314	4599	120	4719	40	34	123	122923
Rajshahi Div.	582117	4542	586659	2615	2462	19303	895	20198	250	294	523	606857
Kustia	70123	476	70599	198	237	2215	92	2307	19	13	70	72906
Meherpur	34218	158	34376	78	126	494	46	540	0	2	13	34916
Chuadanga	51228	269	51497	168	193	1316	82	1398	10	24	48	52895
Jhenaidaha	48140	285	48425	173	164	1578	65	1643	21	37	23	50068
Magura	25392	193	25585	96	104	1456	52	1508	3	2	44	27093
Narail	17502	125	17627	81	74	416	12	428	2	6	4	18055
Jashore	123874	463	124337	355	294	3140	83	3223	17	29	66	127560
Khulna	67775	1000	68775	506	375	1609	71	1680	16	15	24	70455
Bagerhat	40839	437	41276	281	241	1374	69	1443	15	16	21	42719
Satkhira	64894	356	65250	193	162	1260	53	1313	10	7	55	66563
Khulna Div.	543985	3762	547747	2129	1970	14858	625	15483	113	151	368	563230
Barguna	37120	590	37710	310	326	1593	63	1656	49	21	34	39366
Patuakhali	70159	495	70654	278	1581	2621	107	2728	66	29	76	73382
Barishal	62105	589	62694	436	316	2791	104	2895	34	15	68	65589
Jhalakati	15977	165	16142	125	45	462	39	501	20	15	14	16643
Bhola	111466	666	112132	774	644	3707	151	3858	27	43	111	115990
Pirojpur	28443	318	28761	242	154	1038	44	1082	12	8	44	29843
Barishal Div.	325270	2823	328093	2165	3066	12212	508	12720	208	131	347	340813

Name of District	Injectable											Total Injectable
	Normal					Postpartum						
	Old	New	Total	Drop out		Old	New	Total	Drop out		Postpartum Expire	
				No Methd	Switch Over				No Methd	Switch Over		
Gopalganj	21363	260	21623	142	77	917	27	944	3	3	16	22567
Madaripur	34762	189	34951	137	111	1620	36	1656	17	22	34	36607
Shariatpur	30481	184	30665	186	98	1412	29	1441	11	1	22	32106
Faridpur	43904	489	44393	259	204	1078	58	1136	35	21	37	45529
Rajbari	31994	252	32246	170	145	1122	40	1162	9	10	25	33408
Dhaka	91343	590	91933	307	243	3757	132	3889	51	31	74	95822
Gazipur	40318	222	40540	135	66	1192	38	1230	1	4	28	41770
Munshiganj	31737	134	31871	119	92	1546	38	1584	39	9	23	33455
Narayanganj	71501	644	72145	381	277	3071	89	3160	29	23	88	75305
Narshingdi	64190	436	64626	315	407	2662	96	2758	52	36	44	67384
Manikganj	34932	306	35238	222	126	1141	54	1195	11	10	24	36433
Tangail	99551	515	100066	453	248	2124	71	2195	36	15	55	102261
Kishoreganj	65130	908	66038	550	529	3154	167	3321	61	53	54	69359
Dhaka Div.	661206	5129	666335	3376	2623	24796	875	25671	355	238	524	692006
Jamalpur	85390	274	85664	264	161	2588	75	2663	22	5	38	88327
Sherpur	51782	207	51989	187	121	1328	35	1363	12	21	47	53352
Mymensingh	118497	950	119447	665	488	5927	213	6140	92	25	198	125587
Netrokona	47808	416	48224	296	252	3221	108	3329	33	11	77	51553
Mymensingh Div.	303477	1847	305324	1412	1022	13064	431	13495	159	62	360	318819
Brahmanbaria	68652	412	69064	555	131	3800	123	3923	107	8	75	72987
Cumilla	172743	951	173694	737	451	8725	375	9100	87	60	141	182794
Chandpur	73932	383	74315	330	231	3287	124	3411	14	32	88	77726
Feni	39093	309	39402	217	130	2309	92	2401	22	12	22	41803
Noakhali	93666	418	94084	421	123	6433	168	6601	39	17	84	100685
Lakshmipur	68365	299	68664	213	66	3752	195	3947	20	7	89	72611
Chattogram	112927	847	113774	601	393	7080	226	7306	55	38	129	121080
Cox's Bazar	87705	752	88457	515	266	7579	273	7852	66	55	136	96309
Rangamati	13268	88	13356	71	62	389	10	399	3	0	8	13755
Khagrachhari	16538	83	16621	67	48	502	5	507	3	2	6	17128
Bandarban	11475	174	11649	189	102	862	45	907	15	10	13	12556
Chattogram Div.	758364	4716	763080	3916	2003	44718	1636	46354	431	241	791	809434
Sylhet	97125	712	97837	553	104	5921	133	6054	68	29	67	103891
Habiganj	41910	270	42180	302	95	3377	70	3447	10	3	25	45627
Moulavi Bazar	39343	276	39619	286	129	1432	47	1479	15	13	13	41098
Sunamganj	46948	637	47585	444	225	3848	152	4000	36	20	51	51585
Sylhet Div.	225326	1895	227221	1585	553	14578	402	14980	129	65	156	242201
National	3999058	29191	4028249	20337	16925	161241	6202	167443	1876	1806	3668	4195692

Name of District	IUD											Total IUD
	Normal					Postpartum						
	Old	New	Total	Drop out		Old	New	Total	Drop out		Postpartum Expire	
				No Methd	Switch Over				No Methd	Switch Over		
Dinajpur	9995	60	10055	35	34	340	14	354	4	3	10	10409
Thakurgaon	1794	6	1800	6	1	69	3	72	0	0	2	1872
Panchgarh	3962	10	3972	8	9	55	0	55	1	0	1	4027
Nilphamari	5532	41	5573	25	31	231	4	235	0	1	5	5808
Rangpur	13191	52	13243	67	14	547	4	551	2	1	9	13794
Kurigram	11605	92	11697	48	33	166	6	172	3	1	4	11869
Gaibandha	17067	54	17121	114	46	297	3	300	3	0	6	17421
Lalmonirhat	2602	32	2634	105	32	141	8	149	1	2	2	2783
Rangpur Div.	65748	347	66095	408	200	1846	42	1888	14	8	39	67983
Bogrua	19185	41	19226	64	25	226	7	233	5	0	6	19459
Joipurhat	3092	19	3111	4	9	48	0	48	0	0	2	3159
Naogaon	10105	42	10147	38	22	239	12	251	89	0	10	10398
Nawabganj	5280	22	5302	12	7	158	2	160	2	0	4	5462
Rajshahi	7089	35	7124	25	20	198	4	202	1	1	5	7326
Natore	7649	32	7681	19	17	168	9	177	3	3	7	7858
Pabna	21402	45	21447	76	18	204	10	214	15	1	2	21661
Serajganj	20445	149	20594	68	36	1481	9	1490	5	1	3	22084
Rajshahi Div.	94247	385	94632	306	154	2722	53	2775	120	6	39	97407
Kustia	4736	12	4748	14	10	63	2	65	1	0	3	4813
Meherpur	2040	1	2041	4	5	27	0	27	0	0	2	2068
Chuadanga	4410	22	4432	16	8	100	5	105	0	0	2	4537
Jhenaidaha	7213	21	7234	27	12	154	2	156	0	0	2	7390
Magura	3764	30	3794	6	10	175	7	182	7	0	1	3976
Narail	4380	4	4384	29	5	45	0	45	0	1	1	4429
Jashore	16767	36	16803	33	19	346	4	350	1	2	7	17153
Khulna	12739	56	12795	50	25	456	9	465	228	2	10	13260
Bagerhat	9670	38	9708	37	15	381	3	384	0	0	1	10092
Satkhira	9467	22	9489	17	4	428	2	430	1	2	5	9919
Khulna Div.	75186	242	75428	233	113	2175	34	2209	238	7	34	77637
Barguna	4285	29	4314	21	14	116	1	117	2	1	1	4431
Patuakhali	8162	40	8202	30	22	445	8	453	2	0	7	8655
Barishal	12021	36	12057	47	20	379	3	382	0	0	5	12439
Jhalakati	4479	10	4489	19	11	85	4	89	2	2	2	4578
Bhola	10788	31	10819	18	12	278	9	287	0	0	3	11106
Pirojpur	9055	30	9085	36	26	231	4	235	0	2	5	9320
Barishal Div.	48790	176	48966	171	105	1534	29	1563	6	5	23	50529

Name of District	IUD											Total IUD
	Normal					Postpartum						
	Old	New	Total	Drop out		Old	New	Total	Drop out		Postpartum Expire	
				No Methd	Switch Over				No Methd	Switch Over		
Gopalganj	4362	9	4371	14	4	102	1	103	0	0	4	4474
Madaripur	7396	43	7439	27	10	272	7	279	0	0	4	7718
Shariatpur	8987	42	9029	37	12	272	1	273	4	2	8	9302
Faridpur	14399	75	14474	65	20	298	10	308	2	1	23	14782
Rajbari	5965	25	5990	25	14	97	0	97	1	1	3	6087
Dhaka	21037	85	21122	40	23	782	21	803	3	2	9	21925
Gazipur	8915	21	8936	19	6	139	4	143	1	0	0	9079
Munshiganj	7430	13	7443	43	17	349	4	353	3	2	11	7796
Narayanganj	11494	41	11535	45	24	398	5	403	4	2	2	11938
Narshingdi	14872	34	14906	27	22	430	7	437	2	1	6	15343
Manikganj	6976	23	6999	21	15	89	3	92	0	0	7	7091
Tangail	20345	81	20426	72	25	311	4	315	3	5	5	20741
Kishoreganj	19042	73	19115	70	45	671	15	686	3	7	3	19801
Dhaka Div.	151220	565	151785	505	237	4210	82	4292	26	23	85	156077
Jamalpur	14599	29	14628	24	11	254	3	257	5	0	3	14885
Sherpur	6766	11	6777	12	9	61	4	65	0	0	3	6842
Mymensingh	21648	66	21714	42	41	625	7	632	12	2	3	22346
Netrokona	7618	19	7637	30	14	389	1	390	2	1	1	8027
Mymensingh Div.	50631	125	50756	108	75	1329	15	1344	19	3	10	52100
Brahmanbaria	17443	39	17482	140	31	610	14	624	3	1	9	18106
Cumilla	36843	208	37051	142	50	1998	95	2093	25	18	30	39144
Chandpur	12777	72	12849	62	44	1211	36	1247	2	7	25	14096
Feni	9934	48	9982	30	17	850	68	918	1	1	3	10900
Noakhali	18073	54	18127	66	10	1343	13	1356	3	2	12	19483
Lakshmipur	8007	15	8022	52	5	442	9	451	3	0	7	8473
Chattogram	41629	129	41758	155	53	1803	39	1842	4	2	31	43600
Cox's Bazar	11537	22	11559	50	7	1309	32	1341	3	0	14	12900
Rangamati	4946	16	4962	22	12	322	9	331	2	0	13	5293
Khagrachhari	3921	18	3939	18	5	192	5	197	0	0	0	4136
Bandarban	3845	15	3860	55	31	363	10	373	2	2	5	4233
Chattogram Div.	168955	636	169591	792	265	10443	330	10773	48	33	149	180364
Sylhet	15696	19	15715	46	16	889	8	897	6	0	23	16612
Habiganj	10040	7	10047	17	5	794	33	827	2	0	8	10874
Moulavi Bazar	10989	24	11013	40	20	501	22	523	4	3	5	11536
Sunamganj	12685	10	12695	39	12	750	17	767	2	0	3	13462
Sylhet Div.	49410	60	49470	142	53	2934	80	3014	14	3	39	52484
National	704187	2536	706723	2665	1202	27193	665	27858	485	88	418	734581

Name of District	Implant											Total Implant
	Normal			Postpartum								
	Old	New	Total	Drop out		Old	New	Total	Drop out		Postpartum Expire	
				No Methd	Switch Over				No Methd	Switch Over		
Dinajpur	40295	293	40588	129	212	2498	67	2565	10	10	82	43153
Thakurgaon	13434	78	13512	51	69	326	13	339	2	0	12	13851
Panchgarh	12625	56	12681	31	51	272	10	282	1	0	5	12963
Nilphamari	18862	58	18920	65	54	991	11	1002	1	5	40	19922
Rangpur	31678	156	31834	111	64	1330	21	1351	8	3	25	33185
Kurigram	18447	84	18531	84	72	793	9	802	3	3	24	19333
Gaibandha	28222	46	28268	133	91	993	7	1000	8	1	20	29268
Lalmonirhat	12706	57	12763	33	44	487	10	497	15	4	18	13260
Rangpur Div.	176269	828	177097	637	657	7690	148	7838	48	26	226	184935
Bogura	51671	256	51927	193	221	2454	52	2506	6	4	88	54433
Joipurhat	14595	164	14759	25	48	694	29	723	1	2	47	15482
Naogaon	22464	138	22602	113	111	837	11	848	5	3	32	23450
Nawabganj	6955	82	7037	18	47	249	6	255	7	0	10	7292
Rajshahi	20242	151	20393	74	101	1026	19	1045	3	0	16	21438
Natore	20296	167	20463	71	96	1150	42	1192	14	5	37	21655
Pabna	22562	84	22646	42	54	659	20	679	1	5	8	23325
Seraiganj	20998	95	21093	65	83	1119	15	1134	9	2	24	22227
Rajshahi Div.	179783	1137	180920	601	761	8188	194	8382	46	21	262	189302
Kustia	11993	95	12088	32	35	411	15	426	0	2	17	12514
Meherpur	3436	5	3441	6	8	70	0	70	0	1	0	3511
Chuadanga	9445	102	9547	18	34	314	18	332	3	8	22	9879
Jhenaidaha	16365	76	16441	56	41	698	22	720	1	4	12	17161
Magura	9488	39	9527	40	19	599	11	610	3	3	12	10137
Narail	6325	7	6332	14	8	224	2	226	0	0	1	6558
Jashore	29030	64	29094	58	53	1119	10	1129	2	2	24	30223
Khulna	29682	136	29818	91	47	980	14	994	3	2	192	30812
Bagerhat	13942	46	13988	27	25	915	2	917	1	592	14	14905
Satkhira	15690	33	15723	28	42	566	1	567	0	0	19	16290
Khulna Div.	145396	603	145999	370	312	5896	95	5991	13	614	313	151990
Barguna	12456	69	12525	30	31	726	14	740	5	10	23	13265
Patuakhali	22034	25	22059	61	62	1192	31	1223	3	3	14	23282
Barishal	20920	44	20964	59	37	1000	5	1005	2	3	25	21969
Jhalakati	6576	13	6589	20	4	259	2	261	2	2	3	6850
Bhola	21745	65	21810	50	53	788	19	807	35	0	3	22617
Pirojpur	11201	20	11221	40	21	677	3	680	11	2	237	11901
Barishal Div.	94932	236	95168	260	208	4642	74	4716	58	20	305	99884

Name of District	Implant											Total Implant
	Normal					Postpartum					Postpartum Expire	
	Old	New	Total	Drop out		Old	New	Total	Drop out			
				No Methd	Switch Over				No Methd	Switch Over		
Gopalganj	9539	10	9549	20	12	626	6	632	1	1	15	10181
Madaripur	15331	15	15346	31	20	740	3	743	1	0	14	16089
Shariatpur	8708	10	8718	16	9	586	27	613	4	0	11	9331
Faridpur	20075	132	20207	83	43	929	11	940	2	3	30	21147
Rajbari	14511	73	14584	40	45	640	16	656	1	2	24	15240
Dhaka	28086	55	28141	29	30	1562	19	1581	8	3	13	29722
Gazipur	15004	19	15023	44	11	522	4	526	1	0	11	15549
Munshiganj	10511	25	10536	31	39	643	10	653	1	7	16	11189
Narayanganj	17163	57	17220	42	40	925	2	927	9	3	17	18147
Narshingdi	13602	34	13636	19	15	713	5	718	1	0	136	14354
Manikganj	14390	87	14477	58	54	520	16	536	3	1	19	15013
Tangail	39413	128	39541	108	97	1150	15	1165	3	2	30	40706
Kishoreganj	31934	147	32081	97	62	1941	36	1977	8	7	37	34058
Dhaka Div.	238267	792	239059	618	477	11497	170	11667	43	29	373	250726
Jamalpur	28735	40	28775	65	42	1167	13	1180	5	2	15	29955
Sherpur	19201	82	19283	47	27	543	18	561	0	1	22	19844
Mymensingh	44079	110	44189	92	78	1968	8	1976	12	7	53	46165
Netrokona	21735	55	21790	62	45	1675	13	1688	3	9	23	23478
Mymensingh Div.	113750	287	114037	266	192	5353	52	5405	20	19	113	119442
Brahmanbaria	23326	29	23355	77	51	2588	16	2604	10	1	45	25959
Cumilla	39310	143	39453	174	50	3147	89	3236	24	18	41	42689
Chandpur	19336	61	19397	63	34	2321	21	2342	7	3	46	21739
Feni	11883	21	11904	24	32	1483	17	1500	2	1	5	13404
Noakhali	25699	54	25753	57	7	3561	9	3570	10	12	35	29323
Lakshmipur	15037	30	15067	37	10	1291	5	1296	3	2	23	16363
Chattogram	56728	58	56786	154	69	3646	14	3660	9	8	47	60446
Cox's Bazar	27176	54	27230	89	43	2784	28	2812	13	11	23	30042
Rangamati	10249	5	10254	13	8	434	1	435	0	1	20	10689
Khagrachhari	7090	6	7096	19	1	296	4	300	6	0	1	7396
Bandarban	6343	0	6343	43	22	638	0	638	8	0	1	6981
Chattogram Div.	242177	461	242638	750	327	22189	204	22393	92	57	287	265031
Sylhet	32073	18	32091	56	20	3106	9	3115	2	2	26	35206
Habiganj	14064	14	14078	17	11	2133	3	2136	1	2	17	16214
Moulavi Bazar	17315	25	17340	43	22	1176	2	1178	0	0	13	18518
Sunamganj	21845	18	21863	76	30	2720	8	2728	9	4	17	24591
Sylhet Div.	85297	75	85372	192	83	9135	22	9157	12	8	73	94529
National	1275871	4419	1280290	3694	3017	74590	959	75549	332	794	1952	1355839

Name of District	Permanent Method													Postpartum Expire	Total Permanent Method	Total Acceptors	CAR(%)	
	Male						Female											
	Normal			Postpartum			Total Male	Normal			Postpartum							Total Female
	Old	New	Total	Old	New	Total		Old	New	Total	Old	New	Total					
Dinajpur	44224	55	44279	66	2	68	44347	66065	94	66159	1815	119	1934	68093	0	112440	543736	81.9
Thakurgaon	14943	4	14947	2	1	3	14950	19582	9	19591	390	18	408	19999	0	34949	240644	79.1
Panchgarh	11590	4	11594	9	0	9	11603	12520	11	12531	347	29	376	12907	0	24510	190824	81.0
Nilphamari	19825	4	19829	65	0	65	19894	37888	26	37914	927	52	979	38893	0	58787	336495	81.3
Rangpur	34903	15	34918	180	1	181	35099	35245	34	35279	2047	19	2066	37345	0	72444	503242	78.2
Kurigam	16703	7	16710	5	0	5	16715	22171	28	22199	368	30	398	22597	0	39312	413923	77.0
Gaibandha	23229	23	23252	212	0	212	23464	34177	52	34229	1027	53	1080	35309	0	58773	448278	81.1
Lalmonirhat	12636	12	12648	580	0	580	13228	21483	31	21514	439	34	473	21987	0	35215	226293	80.5
Rangpur Div.	178053	124	178177	1119	4	1123	179300	249131	285	249416	7360	354	7714	257130	0	436430	2903435	79.9
Bogura	27100	14	27114	52	1	53	27167	52152	41	52193	1205	88	1293	53486	0	80653	635753	82.2
Joipurhat	15314	21	15335	9	0	9	15344	19245	34	19279	318	15	333	19612	0	34956	178458	83.8
Naogaon	18113	23	18136	19	0	19	18155	68033	79	68112	1810	116	1926	70038	0	88193	471434	79.8
Nawabganj	15847	11	15858	6	0	6	15864	31795	110	31905	999	70	1069	32974	0	48838	302404	80.0
Rajshahi	9274	4	9278	571	1	572	9850	67757	93	67850	3996	74	4070	71920	0	81770	503020	81.4
Natore	5015	7	5022	53	0	53	5075	51371	57	51428	1312	93	1405	52833	0	57908	339672	82.2
Pabna	11856	8	11864	18	0	18	11882	36873	43	36916	559	34	593	37509	0	49391	466079	79.1
Serajganj	11293	9	11302	3	0	3	11305	20914	72	20986	1185	56	1241	22227	0	33532	538043	81.6
Rajshahi Div.	113812	97	113909	731	2	733	114642	348140	529	348669	11384	546	11930	360599	0	475241	3434863	81.1
Kustia	4526	0	4526	26	1	27	4553	56745	47	56792	1802	119	1921	58713	0	63266	361734	78.7
Meherpur	535	0	535	0	0	0	535	23841	12	23853	623	40	663	24516	0	25051	127956	78.9
Chuadanga	1216	1	1217	0	0	0	1217	29076	52	29128	1127	66	1193	30321	0	31538	213238	82.3
Jhenaidaha	3072	2	3074	0	0	0	3074	44163	70	44233	1449	102	1551	45784	0	48858	308415	78.2
Magura	2153	1	2154	3	0	3	2157	18299	19	18318	942	36	978	19296	0	21453	149649	78.6
Narail	2553	0	2553	0	0	0	2553	14368	14	14382	454	16	470	14852	0	17405	122588	79.1
Jashore	21480	9	21489	511	0	511	22000	46810	36	46846	752	51	803	47649	0	69649	494913	80.4
Khulna	17639	9	17648	10	0	10	17658	33622	38	33660	633	38	671	34331	0	51989	402020	80.7
Bagerhat	12033	18	12051	34	0	34	12085	20186	33	20219	372	36	408	20627	0	32712	245618	80.9
Satkhira	11506	3	11509	1	2	3	11512	36865	38	36903	999	60	1059	37962	0	49474	350790	80.1
Khulna Div.	76713	43	76756	585	3	588	77344	323975	359	324334	9153	564	9717	334051	0	411395	2776921	79.9
Barguna	13089	10	13099	12	0	12	13111	8295	206	8501	494	43	537	9038	0	22149	156449	78.9
Patuakhali	9966	14	9980	7	0	7	9987	17622	23	17645	874	64	938	18583	0	28570	270979	79.7
Barishal	9553	4	9557	169	0	169	9726	26730	37	26767	909	52	961	27728	0	37454	327260	77.0
Jhalakati	4933	7	4940	0	0	0	4940	7747	8	7755	290	17	307	8062	0	13002	89895	78.2
Bhola	9667	4	9671	14	0	14	9685	9605	7	9612	136	5	141	9753	0	19438	299696	80.7
Pirojpur	6302	1	6303	6	2	8	6311	9527	10	9537	513	35	548	10085	0	16396	162984	79.5
Barishal Div.	53510	40	53550	208	2	210	53760	79526	291	79817	3216	216	3432	83249	0	137009	1307263	79.0

Name of District	Permanent Method														Postpartum Expire	Total Permanent Method	Total Acceptors	CAR(%)
	Male							Female										
	Normal			Postpartum			Total Male	Normal			Postpartum			Total Female				
	Old	New	Total	Old	New	Total		Old	New	Total	Old	New	Total					
Gopalganj	2762	10	2772	397	2	399	3171	19339	32	19371	661	36	697	20068	0	23239	176319	79.7
Madaripur	2669	2	2671	2	0	2	2673	14751	11	14762	463	41	504	15266	0	17939	182669	78.1
Shariatpur	4160	4	4164	3	0	3	4167	11601	53	11654	399	38	437	12091	0	16258	164308	76.2
Faridpur	8205	17	8222	564	4	568	8790	35859	81	35940	1136	93	1229	37169	0	45959	314621	79.5
Rajbari	5974	10	5984	1	0	1	5985	17368	16	17384	293	25	318	17702	0	23687	184019	78.7
Dhaka	22091	110	22201	131	0	131	22332	49053	65	49118	2231	174	2405	51523	0	73855	556141	75.6
Gazipur	4663	4	4667	4	0	4	4671	33456	21	33477	528	33	561	34038	0	38709	322811	75.9
Munshiganj	2224	5	2229	6	0	6	2235	27587	24	27611	1858	89	1947	29558	0	31793	225039	74.6
Narayanganj	13225	107	13332	63	7	70	13402	32232	226	32458	1179	90	1269	33727	0	47129	403070	75.1
Narshingdi	3282	7	3289	1	0	1	3290	31546	47	31593	1951	139	2090	33683	0	36973	325204	76.2
Manikganj	4160	24	4184	0	0	0	4184	29470	19	29489	845	78	923	30412	0	34596	236293	76.8
Tangail	19381	5	19386	208	1	209	19595	59158	38	59196	1865	175	2040	61236	0	80831	658301	77.5
Kishoreganj	13816	22	13838	40	1	41	13879	44130	125	44255	1432	93	1525	45780	0	59659	452028	79.7
Dhaka Div.	106612	327	106939	1420	15	1435	108374	405550	758	406308	14841	1104	15945	422253	0	530627	4200823	77.1
Jamalpur	15105	6	15111	31	1	32	15143	27824	33	27857	981	66	1047	28904	0	44047	390512	79.9
Sherpur	8872	1	8873	1	0	1	8874	16581	26	16607	666	52	718	17325	0	26199	253361	78.8
Mymensingh	34135	13	34148	294	2	296	34444	43812	38	43850	1222	117	1339	45189	0	79633	836459	79.3
Netrokona	15527	10	15537	179	0	179	15716	25525	46	25571	930	44	974	26545	0	42261	330657	78.7
Mymensingh Div.	73639	30	73669	505	3	508	74177	113742	143	113885	3799	279	4078	117963	0	192140	1810989	79.3
Brahmanbaria	6364	16	6380	11	4	15	6395	42142	87	42229	1161	72	1233	43462	0	49857	372693	70.0
Cumilla	19213	44	19257	33	1	34	19291	85735	92	85827	3641	184	3825	89652	0	108943	860276	76.2
Chandpur	5389	7	5396	18	0	18	5414	34407	35	34442	1482	79	1561	36003	0	41417	363608	76.7
Feni	1809	3	1812	6	0	6	1818	23772	22	23794	1575	94	1669	25463	0	27281	204987	72.7
Noakhali	7385	10	7395	52	2	54	7449	39808	25	39833	1763	94	1857	41690	0	49139	445268	75.6
Lakshmipur	3442	0	3442	1	0	1	3443	14892	11	14903	1608	43	1651	16554	0	19997	244107	72.6
Chattogram	12388	19	12407	36	0	36	12443	60712	37	60749	1299	46	1345	62094	0	74537	793337	74.5
Cox's Bazar	12766	18	12784	127	0	127	12911	14850	7	14857	809	27	836	15693	0	28604	343763	80.5
Rangamati	2948	2	2950	0	0	0	2950	4567	4	4571	66	10	76	4647	0	7597	82838	81.9
Khagrachhari	3971	7	3978	1	0	1	3979	5063	14	5077	21	0	21	5098	0	9077	89145	77.9
Bandarban	4611	5	4616	8	0	8	4624	2709	0	2709	28	2	30	2739	0	7363	59426	80.8
Chattogram Div.	80286	131	80417	293	7	300	80717	328657	334	328991	13453	651	14104	343095	0	423812	3859448	75.3
Sylhet	14523	29	14552	66	2	68	14620	45716	75	45791	1440	52	1492	47283	0	61903	466098	77.6
Habiganj	14266	12	14278	184	2	186	14464	30252	117	30369	1064	61	1125	31494	0	45958	303979	76.9
Moulavi Bazar	15185	30	15215	33	1	34	15249	30441	57	30498	840	52	892	31390	0	46639	261399	77.1
Sunamganj	14986	25	15011	140	3	143	15154	32988	126	33114	967	54	1021	34135	0	49289	315223	78.1
Sylhet Div.	58960	96	59056	423	8	431	59487	139397	375	139772	4311	219	4530	144302	0	203789	1346699	77.5
National	741585	888	742473	5284	44	5328	747801	1988118	3074	1991192	67517	3933	71450	2062642	0	2810443	21640441	78.4

Table -12: Number of New and Total Acceptors upto the end of August,20 and September,20

Method	New Acceptors		% Change of September '20 over August,20	Total Acceptors		% Change of September '20 over August,20
	August '20	September '20		August '20	September '20	
Per.Method (Male)	691	932	34.9	747198	747801	0.1
Per.Method (Female)	5440	7007	28.8	2059895	2062642	0.1
Per.Method (Total)	6131	7939	29.5	2807093	2810443	0.1
IUD	6091	6474	6.3	732784	731646	-0.2
Implant	17240	24539	42.3	1348068	1352456	0.3
Injectables	49253	54945	11.6	4202484	4200686	0.0
Oral Pill	105786	114308	8.1	10485906	10501055	0.1
Condom	38893	41458	6.6	2040518	2044155	0.2
Total	223394	249663	11.8	21616853	21640441	0.1

Table -13: CAR(%) by Division upto the end of August 2020 and September 2020

Division	August '20	September '20	% Change of September,20 over August'20
Rangpur	79.92	79.92	0.00
Rajshahi	81.10	81.10	0.00
Khulna	79.86	79.89	0.03
Barishal	78.97	79.01	0.04
Dhaka	77.04	77.06	0.02
Mymensingh	79.26	79.25	-0.01
Chattogram	75.31	75.31	0.00
Sylhet	77.46	77.48	0.02
National	78.40	78.41	0.01

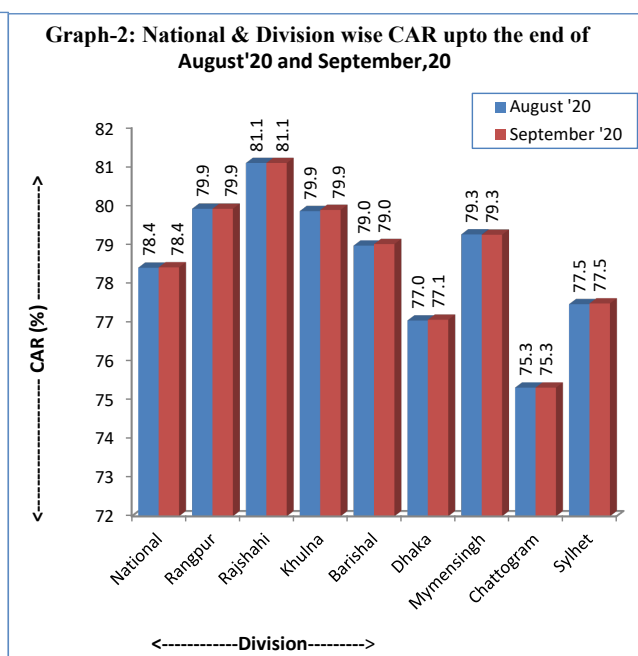
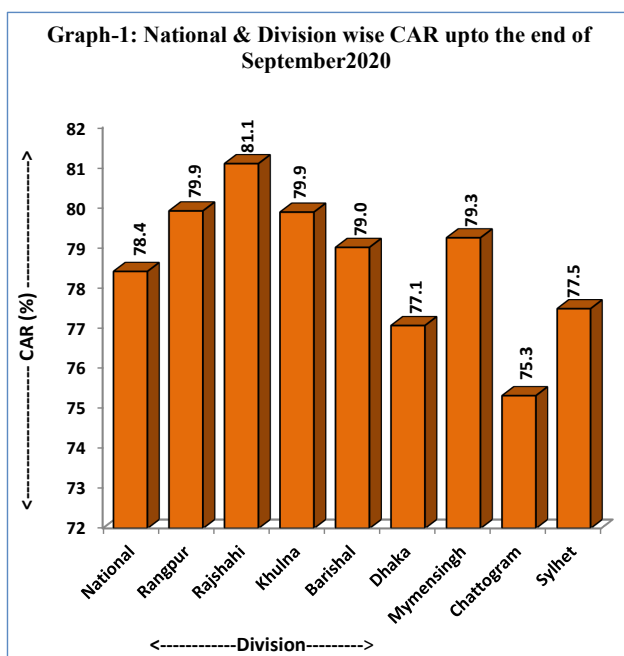


Table -14: District by Range of CAR upto the end of September 2020

Range	Sl.No.	District	CAR (%)
70% & above	1	Joipurhat	83.76
	2	Chuadanga	82.27
	3	Natore	82.23
	4	Bogura	82.22
	5	Dinajpur	81.92
	6	Rangamati	81.85
	7	Serajganj	81.56
	8	Rajshahi	81.42
	9	Nilphamari	81.35
	10	Gaibandha	81.11
	11	Panchgarh	81
	12	Bagerhat	80.93
	13	Bandarban	80.78
	14	Bhola	80.73
	15	Khulna	80.67
	16	Cox's Bazar	80.54
	17	Lalmonirhat	80.46
	18	Jashore	80.38
	19	Satkhira	80.14
	20	Nawabganj	79.99
	21	Jamalpur	79.93
	22	Naogaon	79.79
	23	Kishoreganj	79.73
	24	Patuakhali	79.69
	25	Gopalganj	79.68
	26	Faridpur	79.52
	27	Pirojpur	79.5
	28	Mymensingh	79.28
	29	Narail	79.11
	30	Thakurgaon	79.1
	31	Pabna	79.07
	32	Barguna	78.93
	33	Meherpur	78.86
	34	Sherpur	78.83
	35	Netrokona	78.72
	36	Kustia	78.69
	37	Rajbari	78.66
	38	Magura	78.6
	39	Jhenaidaha	78.21
	40	Jhalakati	78.21
	41	Rangpur	78.17
	42	Sunamganj	78.12
	43	Madaripur	78.06
	44	Khagrachhari	77.9
	45	Sylhet	77.63
	46	Tangail	77.46
	47	Moulavi Bazar	77.09
	48	Barishal	76.98
	49	Kurigram	76.96
	50	Habiganj	76.92
	51	Manikganj	76.83
	52	Chandpur	76.68
	53	Shariatpur	76.23
	54	Cumilla	76.2
	55	Narshingdi	76.19
	56	Gazipur	75.86
	57	Noakhali	75.63
	58	Dhaka	75.57
	59	Narayanganj	75.14
	60	Munshiganj	74.55
	61	Chattogram	74.47
	62	Feni	72.68
	63	Lakshmipur	72.57
	64	Brahmanbaria	69.97

Range	Nos of Districts CAR (%)
70% & above	64
60% - 69%	Nil
0%-59%	Nil

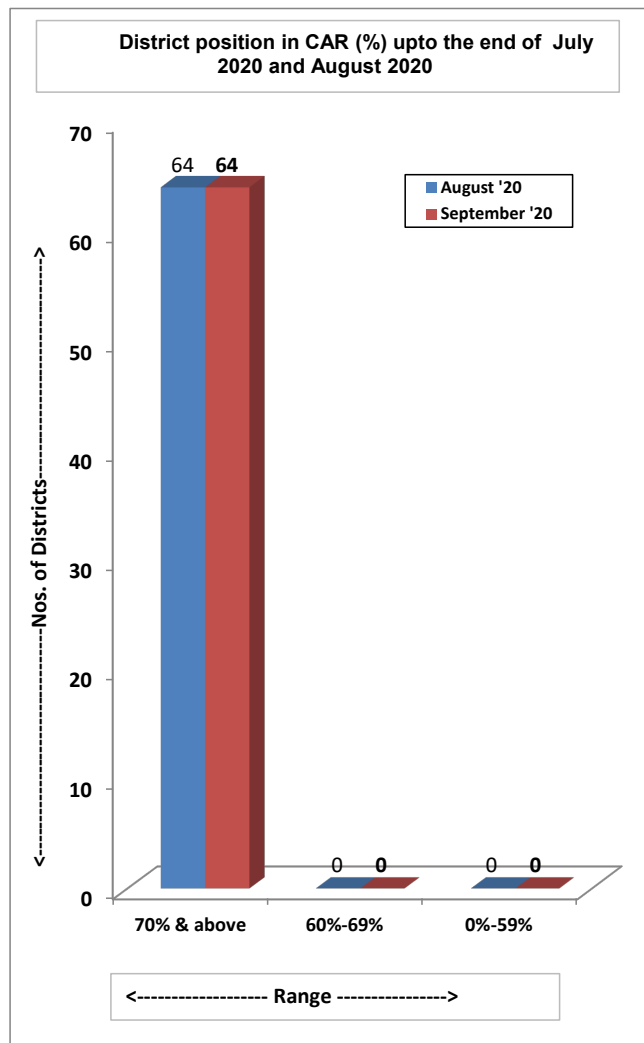


Table -15 : List of Upazila achieved CAR above 70% upto the end of September 2020

Sl. No.	Name of District	Name of Upazila	Total Couples	Total Acceptors	CAR (%)	Sl. No.	Name of District	Name of Upazila	Total Couples	Total Acceptors	CAR (%)
1	Joipurhat	Panchbibi	54821	46170	84.2	77	Nilphamari	Dimla	62863	51252	81.5
2	Joipurhat	Khetlal	26453	22229	84	78	Lalmonirhat	Hatibandha	51951	42334	81.5
3	Joipurhat	Joypurhat Sadar	65721	55021	83.7	79	Jashore	Monirampur	97002	79018	81.5
4	Bogura	Sariakandi	50399	42182	83.7	80	Nawabganj	Bholahat	25291	20595	81.4
5	Joipurhat	Akkelpur	31127	26047	83.7	81	Lalmonirhat	Patgram	48070	39145	81.4
6	Rangamati	Kawkhali	10784	9024	83.7	82	Bogura	Adamdighi	45642	37162	81.4
7	Bogura	Kahaloo	55528	46383	83.5	83	Bagerhat	Mongla	27409	22309	81.4
8	Bogura	Dhunot	68031	56750	83.4	84	Rajshahi	Godagari	72998	59398	81.4
9	Rangamati	Langadu	15838	13203	83.4	85	Jashore	Keshobpur	59686	48552	81.4
10	Chuadanga	Jiban Nagar	38227	31867	83.4	86	Gaibandha	Palashbari	59158	48119	81.3
11	Natore	Gurudashpur	52884	43985	83.2	87	Pirojpur	Pirojpur Sadar	28454	23142	81.3
12	Serajganj	Sirajganj Sadar	122528	101878	83.2	88	Lalmonirhat	Aditmari	49043	39889	81.3
13	Bagerhat	Bagerhat Sadar	54975	45711	83.2	89	Bagerhat	Morralganj	59003	47947	81.3
14	Cox's Bazar	Chakaria	85405	70920	83	90	Dinajpur	Parbatipur	82959	67402	81.3
15	Chuadanga	Chuadanga Sadar	70414	58416	83	91	Jashore	Bagherpara	48317	39256	81.3
16	Joipurhat	Kalai	34948	28991	83	92	Pabna	Santhia	90053	73154	81.2
17	Faridpur	Modhukhali	46336	38405	82.9	93	Kishoreganj	Nikli	27365	22221	81.2
18	Rajshahi	Bagmara	88600	73372	82.8	94	Rajshahi	Durgapur	44564	36184	81.2
19	Bogura	Sonatola	40333	33388	82.8	95	Satkhira	Debhata	27167	22044	81.1
20	Bogura	Shibganj	90890	75187	82.7	96	Manikganj	Saturia	38763	31449	81.1
21	Rangamati	Rajasthali	4687	3875	82.7	97	Rajshahi	Bagha	42899	34795	81.1
22	Bagerhat	Kachua	20544	16983	82.7	98	Satkhira	Kaliganj	67263	54559	81.1
23	Dinajpur	Birol	55316	45723	82.7	99	Bandarban	Naikhongchhari	11907	9656	81.1
24	Mymensingh	Mymensingh Sadar	143630	118713	82.7	100	Panchgarh	Debiganj	55690	45146	81.1
25	Chuadanga	Alamdanga	81091	67008	82.6	101	Patuakhali	Dashmina	27886	22602	81.1
26	Natore	Lalpur	67761	55985	82.6	102	Bagerhat	Sarankhola	20753	16817	81
27	Dinajpur	Chirir Bandar	65935	54467	82.6	103	Jashore	Jessore Sadar	152153	123251	81
28	Gaibandha	Sundarganj	114323	94392	82.6	104	Kishoreganj	Katiadi	62011	50205	81
29	Bogura	Dupchanchia	44302	36557	82.5	105	Bogura	Bogra Sadar	94573	76551	80.9
30	Nilphamari	Nilphamari Sadar	104393	86134	82.5	106	Panchgarh	Panchgarh Sadar	63084	51059	80.9
31	Naogaon	Manda	92111	75998	82.5	107	Naogaon	Porsa	30670	24820	80.9
32	Rangamati	Naniarchar	9345	7709	82.5	108	Khulna	Dacope	31483	25462	80.9
33	Dinajpur	Birganj	73094	60294	82.5	109	Cox's Bazar	Teknaf	53125	42962	80.9
34	Bagerhat	Fakirhat	30510	25158	82.5	110	Tangail	Modhupur	113782	92009	80.9
35	Bhola	Lalmohan	64172	52907	82.5	111	Kishoreganj	Bhariab	60649	49023	80.8
36	Bhola	Monpura	15347	12648	82.4	112	Khulna	Koyra	41311	33389	80.8
37	Dinajpur	Hakimpur	21447	17668	82.4	113	Jhenaidaha	Harinakunda	43640	35267	80.8
38	Bogura	Shajahanpur	80450	66276	82.4	114	Dinajpur	Khanshama	44067	35609	80.8
39	Dinajpur	Dinajpur Sadar	101496	83582	82.4	115	Kurigram	Chilmari	31885	25753	80.8
40	Natore	Natore Sadar	105329	86731	82.3	116	Patuakhali	Golachipa	82057	66281	80.8
41	Khulna	Batiaghata	38715	31869	82.3	117	Gaibandha	Fulchhari	37033	29900	80.7
42	Rangamati	Belaichhari	5007	4121	82.3	118	Faridpur	Nagarkanda	38361	30969	80.7
43	Dinajpur	Birampur	35628	29311	82.3	119	Barguna	Patharghata	34296	27682	80.7
44	Rangamati	Rangamati Sadar	20184	16591	82.2	120	Cumilla	Chouddagram	88223	71197	80.7
45	Nilphamari	Domar	57963	47641	82.2	121	Pirojpur	Bhandaria	25077	20238	80.7
46	Bandarban	Bandarban Sadar	17303	14221	82.2	122	Jhenaidaha	Kotchandpur	31996	25822	80.7
47	Khulna	Digholia	94103	77343	82.2	123	Gopalganj	Gopalganj Sadar	57413	46328	80.7
48	Bandarban	Alikadam	10299	8459	82.1	124	Gopalganj	Muksudpur	56099	45263	80.7
49	Satkhira	Asasuni	57464	47170	82.1	125	Rajshahi	Puthiya	49836	40202	80.7
50	Natore	Singra	86590	71065	82.1	126	Jashore	Abhaynagar	55504	44772	80.7
51	Serajganj	Ullahpara	123474	101328	82.1	127	Rangamati	Barkal	7520	6063	80.6
52	Cox's Bazar	Ramu	46407	38043	82	128	Serajganj	Kamarkhand	30813	24843	80.6
53	Panchgarh	Boda	58067	47565	81.9	129	Bhola	Tajumuddin	26924	21707	80.6
54	Rajshahi	Poba	77390	63381	81.9	130	Gaibandha	Gobindaganj	111235	89667	80.6
55	Rajshahi	Boalia (Sadar)	102275	83766	81.9	131	Kishoreganj	Austagram	29913	24099	80.6
56	Natore	Baraigram	69474	56902	81.9	132	Bogura	Nandigram	43152	34762	80.6
57	Serajganj	Rayganj	69777	57133	81.9	133	Natore	Bagatipara	31046	25004	80.5
58	Dinajpur	Bochaganj	34422	28178	81.9	134	Chuadanga	Damurhuda	69470	55947	80.5
59	Gaibandha	Sadullahpur	71924	58840	81.8	135	Rangpur	Pirganj	96492	77709	80.5
60	Nawabganj	Nachol	34175	27948	81.8	136	Rangpur	Pirgachha	75349	60653	80.5
61	Serajganj	Shazadpur	114380	93519	81.8	137	Pabna	Ishwardi	72984	58748	80.5
62	Bhola	Bhola Sadar	86835	70985	81.8	138	Pirojpur	Indurkani	15918	12813	80.5
63	Rangamati	Jurachhari	4501	3679	81.7	139	Sherpur	Sribordi	57629	46379	80.5
64	Naogaon	Niamatpur	58484	47799	81.7	140	Thakurgaon	Ranisankail	49930	40180	80.5
65	Khulna	Dumurta	65151	53234	81.7	141	Gaibandha	Gaibandha Sadar	103075	82943	80.5
66	Dinajpur	Fulbari	36963	30198	81.7	142	Serajganj	Tarash	47053	37850	80.4
67	Bogura	Sherpur	85274	69659	81.7	143	Khulna	Paigachha	58681	47194	80.4
68	Cox's Bazar	Moheshkhali	59340	48461	81.7	144	Bandarban	Ruma	4848	3899	80.4
69	Manikganj	Ghior	35879	29299	81.7	145	Naogaon	Patnitola	54889	44138	80.4
70	Dinajpur	Nawabganj	51285	41874	81.7	146	Nawabganj	Gomostapur	65515	52668	80.4
71	Nilphamari	Saidpur	55822	45576	81.7	147	Serajganj	Belkuchi	71420	57418	80.4
72	Rajshahi	Tanore	46257	37749	81.6	148	Meherpur	Mujibnagar	22558	18135	80.4
73	Bogura	Gabtali	74632	60896	81.6	149	Naogaon	Naogaon Sadar	62729	50417	80.4
74	Jamalpur	Jamalpur Sadar	135048	110198	81.6	150	Rajshahi	Charghat	49108	39468	80.4
75	Kishoreganj	Kishoreganj Sadar	73501	59399	81.6	151	Bhola	Charfashion	91811	73780	80.4
76	Dinajpur	Kaharole	35604	29033	81.5	152	Rangamati	Baghaichhari	12759	10247	80.3
153	Manikganj	Shibalaya	35202	28258	80.3	231	Rajbari	Pangsha	48745	38637	79.3
154	Chattogram	Banshkhali	81330	65279	80.3	232	Patuakhali	Patuakhali Sadar	71517	56675	79.3
155	Faridpur	Faridpur Sadar	96619	77535	80.3	233	Magura	Shalika	32025	25378	79.2
156	Kishoreganj	Tarail	31134	24986	80.3	234	Narail	Lohagara	47696	37788	79.2
157	Gazipur	Gazipur Sadar	97643	78361	80.3	235	Barguna	Amтали	66364	52574	79.2
158	Jamalpur	Dewanganj	59766	47940	80.2	236	Patuakhali	Bauphal	67379	53369	79.2
159	Jamalpur	Shanshabari	66693	53491	80.2	237	Lalmonirhat	Lalmonirhat Sadar	78757	62387	79.2
160	Jamalpur	Melandaha	63142	50642	80.2	238	Pabna	Althoria	35941	28456	79.2
161	Patuakhali	Dumki	13411	10753	80.2	239	Rajshahi	Mohanpur	43861	34705	79.1
162	Jashore	Sarsa	79925	64065	80.2	240	Mymensingh	Fulbaria	87725	69408	79.1
163	Panchgarh	Atowari	29244	23431	80.1	241	Mymensingh	Dhubaura	41176	32571	79.1

Sl. No.	Name of District	Name of Upazila	Total Couples	Total Acceptors	CAR (%)	Sl. No.	Name of District	Name of Upazila	Total Couples	Total Acceptors	CAR (%)
164	Sherpur	Jhenaigati	37790	30261	80.1	242	Kustia	Kumarkhali	73287	57963	79.1
165	Panchgarh	Tentulia	29499	23623	80.1	243	Nawabganj	(Sadar)	120200	95052	79.1
166	Faridpur	Alphadanga	22935	18361	80.1	244	Kishoreganj	Itna	32990	26086	79.1
167	Khagrachhari	Lakshnichhari	5677	4545	80.1	245	Habiganj	Azmiriganj	20582	16265	79
168	Bhola	Daulatkhani	34906	27943	80.1	246	Jhenaidaha	Moheshpur	72487	57279	79
169	Meherpur	Meherpur Sadar	62230	49809	80	247	Kishoreganj	Bazitpur	45742	36141	79
170	Jhalakati	Rajapur	24064	19258	80	248	Rajbari	Kalukhali	41984	33165	79
171	Nilphamari	Jaldhaka	78370	62721	80	249	Tangail	Bhuapur	43758	34554	79
172	Dinajpur	Ghoraghat	25486	20397	80	250	Kurigram	Char Rajibpur	23180	18293	78.9
173	Pirojpur	Nesarabad	41060	32848	80	251	Barishal	Uzirpur	47753	37688	78.9
174	Naogaon	Sapahar	39499	31591	80	252	Habiganj	Habiganj Sadar	63953	50466	78.9
175	Seraiganj	Kazipur	57806	46222	80	253	Pirojpur	Nazirpur	32747	25834	78.9
176	Netrokona	Netrokona Sadar	69525	55588	80	254	Bandarban	Rowangchhari	5477	4319	78.9
177	Madaripur	Madaripur Sadar	71778	57375	79.9	255	Kishoreganj	Mithamoin	24310	19164	78.8
178	Pabna	Chatmohor	74562	59580	79.9	256	Rajbari	Goalunda Ghat	25724	20278	78.8
179	Cox's Bazar	Pekua	33268	26574	79.9	257	Sylhet	Jakiganj	36936	29109	78.8
180	Barguna	Bmna	14596	11660	79.9	258	Jashore	Jhikarghachha	70477	55510	78.8
181	Bandarban	Thanchi	4338	3465	79.9	259	Narail	Narail Sadar	62318	49075	78.8
182	Nawabganj	Shibganj	132881	106141	79.9	260	Kustia	Daulatpur	110293	86830	78.7
183	Sunamganj	Chhatak	55655	44440	79.9	261	Sunamganj	Sunamganj Sadar	42703	33614	78.7
184	Gopalganj	Kasiani	44319	35384	79.8	262	Rangamati	Kaptai	10580	8326	78.7
185	Cumilla	Debidwar	92839	74109	79.8	263	Sylhet	Gowainghat	54446	42850	78.7
186	Sunamganj	Jogonnathpur	34551	27570	79.8	264	Satkhira	Kolaroa	52162	41042	78.7
187	Netrokona	Barhatta	34601	27613	79.8	265	Bagerhat	Mollahat	27431	21579	78.7
188	Magura	Magura Sadar	78025	62256	79.8	266	Naogaon	Badalgachhi	48853	38422	78.7
189	Netrokona	Atpara	26264	20953	79.8	267	Rajbari	Rajbari Sadar	72229	56801	78.6
190	Satkhira	Shyamnagar	75046	59855	79.8	268	Netrokona	Kendua	59150	46507	78.6
191	Khagrachhari	Matiranga	25290	20172	79.8	269	Mymensingh	Haluaghat	67331	52934	78.6
192	Habiganj	Baniachhong	58451	46616	79.8	270	Rangpur	Taraganj	35933	28237	78.6
193	Mymensingh	Trisal	92366	73605	79.7	271	Mymensingh	Gafargaon	87855	69025	78.6
194	Faridpur	Saltha	34426	27429	79.7	272	Bagerhat	Rampal	34434	27052	78.6
195	Lalmonirhat	Kaliganj	53415	42538	79.6	273	Kustia	Khoksa	30580	24018	78.5
196	Jhalakati	Kathalia	21278	16944	79.6	274	Patuakhali	Kalapara	53325	41881	78.5
197	Sherpur	Nalitabari	58180	46315	79.6	275	Kurigram	Fulbari	41960	32950	78.5
198	Nilphamari	Kishoreganj	54237	43171	79.6	276	Rangpur	Rangpur Sadar	138414	108687	78.5
199	Kishoreganj	Karimganj	55837	44439	79.6	277	Kustia	Mirpur	78345	61512	78.5
200	Pabna	Bera	58307	46406	79.6	278	Kishoreganj	Kuliarchar	35989	28255	78.5
201	Netrokona	Kalmakanda	51500	40987	79.6	279	Gazipur	Sreepur	102831	80722	78.5
202	Thakurgaon	Haripur	31722	25244	79.6	280	Barishal	Gournadi	37259	29229	78.5
203	Satkhira	Satkhira Sadar	95068	75636	79.6	281	Cox's Bazar	Ukhiya	41280	32378	78.4
204	Rangpur	Gangachara	68902	54805	79.5	282	Khagrachhari	Manikchhari	11695	9174	78.4
205	Kustia	Bheramara	51957	41307	79.5	283	Chandpur	Chandpur Sadar	74519	58396	78.4
206	Khulna	Moulavi Sadar	75474	59983	79.5	284	Moulavi Bazar	Rajnagar	41449	32462	78.3
207	Narail	Kalia	44951	35725	79.5	285	Sherpur	Sherpur Sadar	123435	96625	78.3
208	Seraiganj	Chouhali	22463	17852	79.5	286	Netrokona	Mohonganj	31678	24797	78.3
209	Madaripur	Shibchar	58781	46706	79.5	287	Chandpur	Faridganj	84344	66002	78.3
210	Naogaon	Mohadebpur	69523	55246	79.5	288	Barishal	Bakerganj	64877	50745	78.2
211	Bandarban	Lama	19391	15407	79.5	289	Cox's Bazar	Cox's Bazar Sadar	83836	65571	78.2
212	Satkhira	Tala	63552	50484	79.4	290	Kustia	Kushtia Sadar	115232	90104	78.2
213	Mymensingh	Ishwarganj	82019	65138	79.4	291	Mymensingh	Nandail	83737	65472	78.2
214	Mymensingh	Mukttagacha	90274	71684	79.4	292	Sunamganj	Bishwamvarpur	27917	21828	78.2
215	Thakurgaon	Thakurgaon Sadar	130623	103722	79.4	293	Naogaon	Atrai	46784	36574	78.2
216	Gaibandha	Shaghata	44417	34947	79.4	294	Jamalpur	Madarganj	54182	42361	78.2
217	Khulna	Rupsha	38567	30620	79.4	295	Sunamganj	Sulla	20131	15739	78.2
218	Pabna	Bhangoora	29813	23669	79.4	296	Mymensingh	Phulpur	125104	97793	78.2
219	Jamalpur	Bakshiganj	42163	33461	79.4	297	Shariatpur	Goshairhat	30400	23763	78.2
220	Khulna	Fultala	28498	22609	79.3	298	Sunamganj	Sadar (South)	28998	22664	78.2
221	Patuakhali	Mirzaganj	24474	19418	79.3	299	Netrokona	Durgapur	46573	36386	78.1
222	Kurigram	Rajarhat	47809	37932	79.3	300	Tangail	Tangail Sadar	121120	94619	78.1
223	Sylhet	Sylhet Sadar	163776	129910	79.3	301	Cox's Bazar	Kutubdia	24140	18854	78.1
224	Sunamganj	Dharmapasa	44681	35440	79.3	302	Barguna	Betagi	23387	18264	78.1
225	Pirojpur	Kawkhali	12440	9867	79.3	303	Faridpur	Bhanga	55852	43605	78.1
226	Khagrachhari	Dighinala	17638	13988	79.3	304	Khagrachhari	Panchhari	11843	9242	78
227	Habiganj	Lakhai	29407	23319	79.3	305	Moulavi Bazar	Sadar	55025	42940	78
228	Tangail	Gopalpur	58022	46002	79.3	306	Naogaon	Rani Nagar	42647	33273	78
229	Cumilla	Brahmanpara	41930	33236	79.3	307	Sylhet	Golapganj	48580	37899	78
230	Mymensingh	Gouripur	63161	50068	79.3	308	Gopalganj	Tungipara	19436	15149	77.9
309	Magura	Sripur	37324	29082	77.9	387	Rangpur	Kaunia	47492	36289	76.4
310	Dhaka	Savar	149192	116237	77.9	388	Barishal	Agailjhara	28517	21783	76.4
311	Kishoreganj	Hossainpur	39083	30444	77.9	389	Rangpur	Mithapukur	114737	87639	76.4
312	Sunamganj	Tahirpur	37360	29092	77.9	390	Narayanganj	Narayanganj Sadar	199206	152118	76.4
313	Faridpur	Char Bhadrashion	13018	10134	77.9	391	Cumilla	Barura	89916	68651	76.4
314	Netrokona	Modan	27480	21386	77.8	392	Manikganj	Daulatpur	35246	26901	76.3
315	Habiganj	Bahubal	35753	27820	77.8	393	Noakhali	Hatiya	76577	58436	76.3
316	Thakurgaon	Baliadangi	42890	33354	77.8	394	Sunamganj	Dowara Bazar	40774	31109	76.3
317	Moulavi Bazar	Barlekha	44064	34267	77.8	395	Cumilla	Monoharganj	50496	38500	76.2
318	Noakhali	Chatkhil	45189	35141	77.8	396	Kurigram	Bhurungamani	66534	50721	76.2
319	Thakurgaon	Pirganj	49075	38144	77.7	397	Sherpur	Nakla	44381	33781	76.1
320	Barguna	Barguna Sadar	59573	46269	77.7	398	Narshingdi	Raipura	113217	86163	76.1
321	Gopalganj	Kotalipara	44029	34195	77.7	399	Chattogram	Hathazari	73955	56252	76.1
322	Narshingdi	Narshingdi Sadar	124165	96419	77.7	400	Chandpur	Matlab (South)	43469	33049	76
323	Rajbari	Baliakandi	45272	35138	77.6	401	Cumilla	Laksham	57355	43593	76
324	Faridpur	Sadarpur	34361	26669	77.6	402	Sunamganj	Dherai	40598	30857	76
325	Kurigram	Kurigram Sadar	72699	56422	77.6	403	Feni	Parshuram	20303	15416	75.9
326	Jhenaidaha	Jhenaidaha Sadar	101047	78419	77.6	404	Chandpur	Sharasti	48867	37098	75.9
327	Bagerhat	Chitalmari	28430	22062	77.6	405	Sunamganj	Jamalganj	30133	22870	75.9
328	Pabna	Pabna Sadar	136548	105962	77.6	406	Habiganj	Chunarughat	62245	47239	75.9
329	Jamalpur	Islampur	67583	52419	77.6	407	Noakhali	Kabirhat	37280	28293	75.9
330	Bhola	Bohanuddin	51228	39726	77.6	408	Chattogram	Doublemooring	45137	34224	75.8

Sl. No.	Name of District	Name of Upazila	Total Couples	Total Acceptors	CAR (%)	Sl. No.	Name of District	Name of Upazila	Total Couples	Total Acceptors	CAR (%)
331	Shariatpur	Janjira	33261	25787	77.5	409	Narshingdi	Palash	43023	32575	75.7
332	Pirojpur	Mathbaria	49324	38242	77.5	410	Khagrachhari	Mahalchhari	9750	7373	75.6
333	Meherpur	Gagni	77466	60012	77.5	411	Sylhet	Companiganj	28296	21396	75.6
334	Lakshmipur	Ramgoti	42420	32859	77.5	412	Shariatpur	Naria	41312	31233	75.6
335	Jhenaidaha	Kaliganj	63593	49239	77.4	413	Feni	Feni Sadar	93070	70356	75.6
336	Gazipur	Tongi	36995	28642	77.4	414	Cumilla	Meghna	22885	17299	75.6
337	Netrokona	Khaliajhuri	17305	13394	77.4	415	Noakhali	Sudharam (Sadar)	90962	68715	75.5
338	Habiganj	Nabiganj	59595	46107	77.4	416	Moulavi Bazar	Komolganj	46886	35395	75.5
339	Tangail	Ghatail	103588	80123	77.4	417	Barishal	Barisal Sadar	83644	63086	75.4
340	Sylhet	Jaintapur	30693	23740	77.4	418	Munshiganj	Tongibari	38804	29257	75.4
341	Sylhet	Kanaighat	48251	37308	77.3	419	Shariatpur	Palong (Sadar)	42407	31952	75.4
342	Madaripur	Kalkini	55346	42768	77.3	420	Cumilla	Muradnagar	112365	84631	75.3
343	Cumilla	Titash	37643	29800	77.3	421	Cumilla	South	83926	63182	75.3
344	Mymensingh	Bhaluka	90681	70048	77.3	422	Barishal	Hizla	25494	19188	75.3
345	Jhalakati	Nalchhiti	34189	26406	77.2	423	Sylhet	Biswanath	30860	23217	75.2
346	Faridpur	Boalmari	53756	41514	77.2	424	Kurigram	Roumari	44965	33793	75.2
347	Barishal	Banaripara	29363	22671	77.2	425	Noakhali	Sonaimuri	66186	49725	75.1
348	Narayanganj	Bandar	67359	52009	77.2	426	Noakhali	Begumganj	112777	84718	75.1
349	Khagrachhari	Khagrachhari Sadar	19629	15153	77.2	427	Noakhali	Subarna Char	53967	40517	75.1
350	Shariatpur	Damoddyia	23453	18100	77.2	428	Tangail	Shakhipur	68924	51704	75
351	Sylhet	Balaganj	49791	38402	77.1	429	Sylhet	Biani Bazar	34140	25607	75
352	Tangail	Kalihati	90665	69931	77.1	430	Narshingdi	Monohordi	45797	34354	75
353	Khulna	Terokhada	26343	20317	77.1	431	Narayanganj	Rupganj	96461	72327	75
354	Chattogram	Rawzan	63960	49304	77.1	432	Chattogram	Sandwip	59658	44733	75
355	Pabna	Faridpur	28111	21665	77.1	433	Tangail	Nagarpur	66768	50052	75
356	Chandpur	Hajiganj	63755	49135	77.1	434	Gazipur	Kaliganj	55581	41622	74.9
357	Dhaka	Keraniganj	144287	111184	77.1	435	Shariatpur	Bhedarganj	44697	33473	74.9
358	Jhalakati	Jhalakati Sadar	35411	27287	77.1	436	Cumilla	Chandina	77863	58305	74.9
359	Narshingdi	Belaboo	41719	32149	77.1	437	Chattogram	Rangunia	75860	56792	74.9
360	Cumilla	Adarsho Sadar	112694	86785	77	438	Lakshmipur	Kamalnagar	34543	25847	74.8
361	Jashore	Chowgachha	52625	40489	76.9	439	Dhaka	Dhamrai	89942	67277	74.8
362	Moulavi Bazar	Juri	25667	19749	76.9	440	Feni	Sonagazi	55056	41147	74.7
363	Chattogram	Boalkhali	47031	36184	76.9	441	Kurigram	Ulipur	105841	79010	74.7
364	Netrokona	Purbadhala	55991	43046	76.9	442	Madaripur	Rajoir	48108	35820	74.5
365	Tangail	Mirzapur	95715	73548	76.8	443	Naogaon	Dhamoirhat	44637	33156	74.3
366	Dhaka	Tejgaon	148288	113843	76.8	444	Narayanganj	Sonargaon	88550	65737	74.2
367	Kurigram	Nageswari	102992	79049	76.8	445	Chattogram	Sitakunda	78915	58585	74.2
368	Barishal	Muladi	31219	23958	76.7	446	Cumilla	Nangolkot	77389	57429	74.2
369	Sylhet	South Shurma	55884	42886	76.7	447	Chandpur	Motlab (North)	58209	43198	74.2
370	Pabna	Sujanagar	63142	48439	76.7	448	Chattogram	Anwara	48192	35731	74.1
371	Moulavi Bazar	Kulaura	61761	47352	76.7	449	Tangail	Delduar	47849	35460	74.1
372	Moulavi Bazar	Sreemongal	64251	49234	76.6	450	Cumilla	Homna	40934	30325	74.1
373	Noakhali	Senbag	55158	42268	76.6	451	Rangpur	Badarganj	66448	49223	74.1
374	Munshiganj	Serajdikhan	59208	45356	76.6	452	Munshiganj	Lohajong	31450	23287	74
375	Magura	Mohammadpur	43012	32933	76.6	453	Munshiganj	Munshiganj Sadar	81936	60633	74
376	Chattogram	Panchlaish	32267	24694	76.5	454	Manikganj	Harirampur	32503	24032	73.9
377	Kishoreganj	Pakundia	48391	37026	76.5	455	Noakhali	Companiganj	50671	37455	73.9
378	Gazipur	Kaliakair	60678	46427	76.5	456	Narshingdi	Shibpur	58932	43544	73.9
379	Barishal	Babuganj	26427	20216	76.5	457	Chandpur	Haimchar	18373	13564	73.8
380	Manikganj	Manikganj Sadar	66002	50493	76.5	458	Brahmanbaria	Akhaura	30998	22884	73.8
381	Barishal	Mehendiganj	50588	38696	76.5	459	Chattogram	Satkania	71220	52559	73.8
382	Lakshmipur	Ramganj	61381	46951	76.5	460	Dhaka	Mirpur	85130	62738	73.7
383	Jhenaidaha	Saikupa	81573	62389	76.5	461	Munshiganj	Gazaria	31550	23224	73.6
384	Tangail	Basail	39616	30299	76.5	462	Khagrachhari	Ramgarh	12913	9498	73.6
385	Brahmanbaria	Ashuganj	28911	22102	76.5	463	Sylhet	Fenchuganj	18730	13774	73.5
386	Chandpur	Kachua	82661	63166	76.4	464	Feni	Fulgazi	24676	18147	73.5
465	Munshiganj	Srinagar	58900	43282	73.5	476	Chattogram	Patiya	70188	50645	72.2
466	Brahmanbaria	Brahmanbaria Sadar	79371	58136	73.3	477	Chattogram	Chandanaish	45310	32584	71.9
467	Brahmanbaria	Bijoy Nagar	52002	38081	73.2	478	Narayanganj	Araihazar	84826	60879	71.8
468	Brahmanbaria	Kashba	65776	48045	73	479	Manikganj	Singair	63943	45861	71.7
469	Chattogram	Kamaphuli	27675	20197	73	480	Chattogram	Lohagora	50879	36328	71.4
470	Cumilla	Daudkandi	74178	54116	73	481	Chattogram	Mirsharai	85087	60721	71.4
471	Cumilla	Burichong	68388	49838	72.9	482	Brahmanbaria	Nasimagar	57178	40531	70.9
472	Lakshmipur	Raipur	59342	43243	72.9	483	Habiganj	Madhabpur	65188	46147	70.8
473	Brahmanbaria	Sarail	57007	41495	72.8	484	Feni	Dagonbhuiyan	53607	37893	70.7
474	Dhaka	Nawabganj	71185	51448	72.3	485	Brahmanbaria	Nabinagar	97927	69172	70.6
475	Chattogram	Fatichhari	108666	78525	72.3						

Sl. No.	Name of District	Name of Upazila	Total Couples	Total Acceptors	CAR (%)	Sl. No.	Name of District	Name of Upazila	Total Couples	Total Acceptors	CAR (%)
---------	------------------	-----------------	---------------	-----------------	---------	---------	------------------	-----------------	---------------	-----------------	---------

Table-16: List of Upazila achieved CAR 50-70% up to the end of September 2020

Sl. No.	Name of District	Name of Upazila	Total Couples	Total Acceptors	CAR (%)
1	Dhaka	Dohar	47944	33414	69.7
2	Lakshmipur	Lakshmipur Sadar	138703	95207	68.6
3	Gazipur	Kapasia	71792	47037	65.5
4	Feni	Chhagalnaiya	35313	22028	62.4
5	Brahmanbaria	Bancharampur	63505	32247	50.8

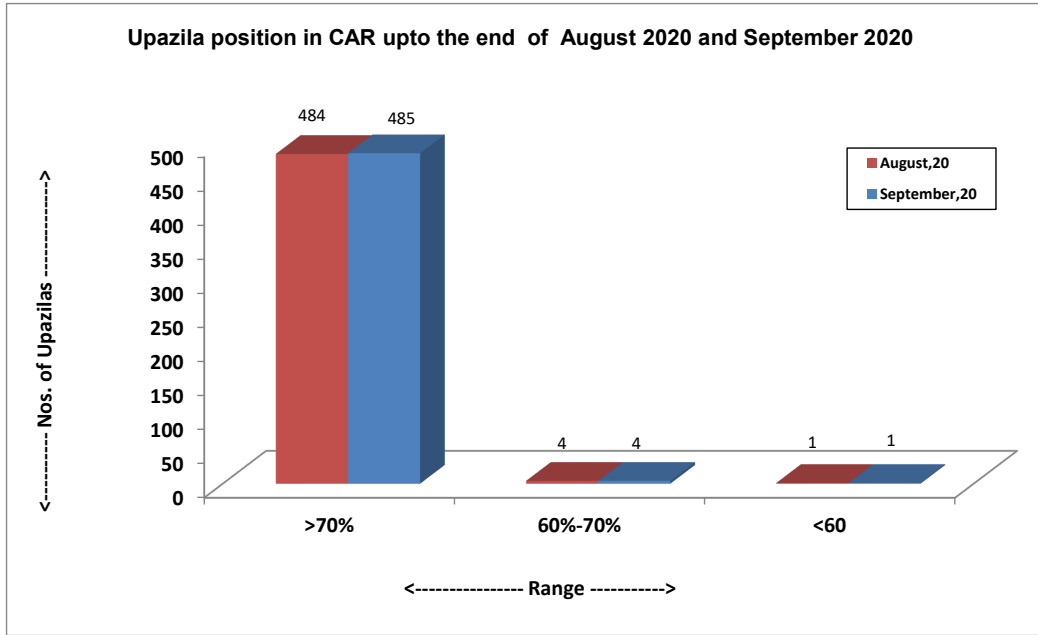


Table -17: Method wise Dropout and Switch Over by Division upto the end of August September

Division	Number of Acceptors dropped out and Switch Over									
	Oral Pill		Condom		Injectable		IUD		Implant	
	No Method	Switch Over	No Method	Switch Over	No Method	Switch Over	No Method	Switch Over	No Method	Switch Over
Rangpur	7210	5809	2088	1300	3747	3464	450	287	1843	1615
Rajshahi	11010	6789	4993	2763	3570	3341	434	254	1187	1740
Khulna	6248	4265	3143	1957	2817	2291	347	172	752	863
Barisal	4731	2706	1698	629	2319	1696	318	146	577	458
Dhaka	11154	7465	4842	3227	4624	3591	1435	538	1590	1596
Mymensingh	5663	3010	1202	700	2087	1446	280	147	880	584
Chattogram	10211	5159	3981	1652	5709	2972	1256	537	2335	1349
Sylhet	5633	2134	2535	755	2801	997	345	124	821	596
National	61860	37337	24482	12983	27674	19798	4865	2205	9985	8801

Table -18: Contraceptive Acceptors and Acceptance Rate by Division upto the end of August 2020 and September 2020

Division	Month	Total Eligible Couple	Total Number of Acceptors							CAR (%)
			Permanent Method	IUD	Implant	Injectable	Oral Pill	Condom	Total	
Rangpur	Aug-20	3629801	436589	67478	182642	623714	1425156	165216	2900795	79.92
	Sep-20	3632728	436430	67373	183031	624357	1426918	165326	2903435	79.92
Rajshahi	Aug-20	4230254	474241	97642	187083	609620	1664555	397490	3430631	81.1
	Sep-20	4235211	475241	97543	187190	610525	1665463	398901	3434863	81.10
Khulna	Aug-20	3472528	410907	77341	150972	563135	1258725	312016	2773096	79.86
	Sep-20	3476063	411395	77410	150509	556843	1266079	314685	2776921	79.89
Barishal	Aug-20	1653466	136798	50092	99655	341331	596537	81398	1305811	78.97
	Sep-20	1654591	137009	50134	100209	341448	596986	81477	1307263	79.01
Dhaka	Aug-20	5446499	529450	154881	248674	691228	2078049	493557	4195839	77.0
	Sep-20	5451308	530627	154751	249898	693264	2079549	492734	4200823	77.06
Mymensingh	Aug-20	2283070	191926	51844	119255	320996	1007572	118042	1809635	79.26
	Sep-20	2285118	192140	51779	119424	321545	1008025	118076	1810989	79.25
Chattogram	Aug-20	5119998	423610	181141	264954	808080	1836805	341340	3855930	75.31
	Sep-20	5124411	423812	180408	266566	807541	1839391	341730	3859448	75.31
Sylhet	Aug-20	1736601	203572	52365	94833	244380	618507	131459	1345116	77.46
	Sep-20	1738161	203789	52248	95629	245163	618644	131226	1346699	77.48
National	Aug-20	27572217	2807093	732784	1348068	4202484	10485906	2040518	21616853	78.4
	Sep-20	27597591	2810443	731646	1352456	4200686	10501055	2044155	21640441	78.41

Table -19: Status of Contraceptive Method-Mix based on CAR at the end of the Month of September 2020

Method	Rangpur	Rajshahi	Khulna	Barishal	Dhaka	Mymensingh	Chattogram	Sylhet	National
Permanent Method	15.03	13.84	14.81	10.48	12.63	10.61	10.98	15.13	13.00
I U D	2.32	2.84	2.79	3.84	3.68	2.86	4.67	3.88	3.41
Implant	6.30	5.45	5.42	7.63	5.95	6.59	6.91	7.10	6.29
Injectables	21.50	17.77	20.05	26.14	16.50	17.76	20.92	18.20	19.46
Oral Pill	49.15	48.49	45.59	45.68	49.53	55.66	47.66	45.94	48.45
Condom	5.69	11.61	11.33	6.23	11.73	6.52	8.85	9.74	9.40
Total	100.0	100.0	100.0	100.0	100.0	100.0	100.0	100.0	100.0

Method-Mix for the month of September 2020

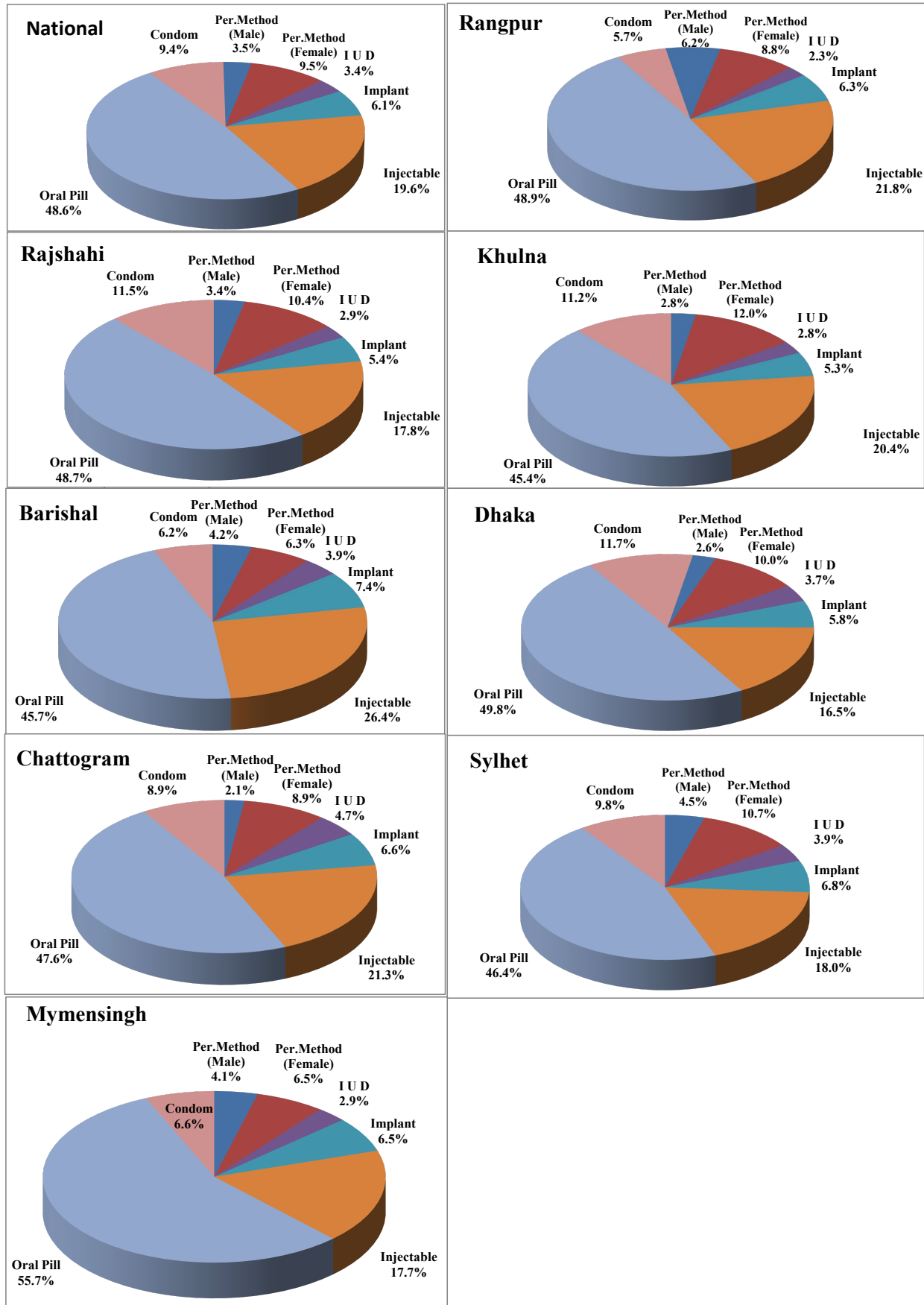


Table -20: Performance by type of MCH services for the month of August 2020 and September 2020

(in Number)

Services	Performance		% Change of September '20 over August,20	
	August '20	September '20		
Number of Pregnant Women	890394	910741	2.29	
No. of High Risk Pregnant Mother Referred	5390	6230	15.58	
Treatment, Adviced & Referred Infertile Couple	113766	116454	2.36	
Treatment of RTI/STI (MCHTI, MFSTC, FWVTI-Raj & MCWCs)	4932	5343	8.33	
Antenatal Care	1 st visit (within 4 Month)	165201	183079	10.82
	2 nd visit (within 6 Month)	117517	126767	7.87
	3 rd visit (within 8 Month)	92759	101145	9.04
	4 th visit (in 9 th month) (including MCHTI, MFSTC & FWVTI-Raj)	80936	86316	6.65
Delivery conducted in MCHTI, MFSTC, FWVTI-Rajshahi, MCWC, UHC, UH&FWC & NGO Clinics	Normal	44570	44858	0.65
	C-Section	44437	41044	-7.64
	Total Delivery	89007	85902	-3.49
Postnatal Care (including MCHTI, MFSTC, FWVTI-Raj, MCWC, UHC, UH&FWC)	PNC-1 (within 24 Hour)	38617	40789	5.62
	PNC-2 (within 2- 3 day)	34133	35350	3.57
	PNC-3 (within 7 -14 day)	37375	37718	0.92
	PNC-4 (within 42-48 day)	43678	45864	5.00
TT for Women (15 - 49 Yrs.)	1 st dose	113766	116454	2.36
	2 nd dose	112504	150081	33.40
	3 rd dose	115248	121502	5.43
	4 th dose	106782	106019	-0.71
	5 th dose	104621	104179	-0.42
Immunization	BCG (Vaccine)	142546	146767	2.96
	PCV 1	148238	154748	4.39
	PCV 2	149529	151927	1.60
	PCV 3	156160	154375	-1.14
	MR Vaccine 1st Dose	135987	137637	1.21
	MR Vaccine 2nd Dose	121264	127180	4.88
Number of ECP acceptors	6148	7838	27.49	
Number of MR done (Both Govt. & NGOs)	1078	1640	52.13	
Total Live Births	104174	109379	5.00	
Still Births (Including MCHTI, MFSTC & FWVTI-Raj)	278	177	-36.33	
Death	Neonatal Deaths (0 - 28 day)	300	333	11.00
	Infant Death (29 days -<1 Yr.)	81	113	39.51
	Child Death (1 - <5Yrs.)	18	19	5.56
	Maternal Deaths	63	90	42.86
	Other Death	24159	25311	4.77
	Total Death	24648	25866	4.94
No. of Health Education in UH&FWC	6301	8354	32.58	

Table -21: Performance by type of Nutrition services for the month of August 2020 and September 2020

Services		Performance		% Change of September '20 over August,20
		August '20	September '20	
Nutrition Services for Pregnant Women, 0-59 months aged child and Mother	Counseling on IYCF, IFA, Vitamin-A and Hand washing	649377	691610	6.5
	Received IFA & Calcium Tablet (0-23 months child mother)	133113	185188	39.1
	Exclusive Breast feeding up to 6 months	158982	175462	10.4
	No. of children (6-23Month) feeding complementary foods	175128	185314	5.8
	Feeding Tablet Vitamin A (6-59 months Child)	3747	4430	18.2
	Received Tablet anti-helminthics (24-59months Child)	42941	46980	9.4
	Feeding Zink pill with ORS suffering form diarrhoea	4968	7184	44.6
	Identifying Suffering from MAM	6854	8701	26.9
	Suffering from SAM & Referred	1923	2467	28.3
	Identifying Child Stunting	2831	3291	16.2
	Identifying Child Wasting	2574	3455	34.2
	Identifying Child Under weight	3402	3981	17.0

Annex - A: Summary of the Couples and Acceptors by Month Since April 2020

Indicators		April.'20	May.'20	June.'20	July.'20	August.'20	September.'20
Number of Total Couples		27518538	27546921	27544300	27542668	27572217	27597591
Number of Total Acceptors		21555207	21588097	21588874	21591283	21616853	21640441
CAR (Contraceptive Acceptance Rate)		78.33	78.37	78.38	78.39	78.40	78.41
Method Specific Acceptors(Cumilative) by Month Since April 2020							
Indicators		April.'20	May.'20	June.'20	July.'20	August.'20	September.'20
Permanent Method (Male)Total		746770	747678	745292	746777	747198	747801
Permanent Method (Female) Total		2054699	2055703	2057122	2056489	2059895	2062642
Permanent Method (Total)		2801469	2803381	2802414	2803266	2807093	2810443
IUD (Users)Total		734581	734671	733253	732798	732784	731646
Implant (Users) Total		1355839	1352434	1347554	1345791	1348068	1352456
Injectable (Acceptors) Total		4195692	4198717	4197194	4196621	4202484	4200686
Oral Pill (Acceptors) Total		10442513	10465308	10472473	10474661	10485906	10501055
Condom (Acceptors) Total		2025113	2033586	2035986	2038146	2040518	2044155
Reporting Status	Number of Districts reported	64	64	64	64	64	64
	Number of Upazilas reported	488	488	488	488	489	490
Method Specific Absolute Performance by Month Since April 2020							
Indicators		April.'20	May.'20	June.'20	July.'20	August.'20	September.'20
Permanent Method (Male, Cases)		263	121	541	923	1242	1950
Permanent Method (Female, Cases)		1822	2610	4380	5051	5685	7347
Permanent Method (Total, Cases)		2085	2731	4921	5974	6927	9297
I U D (in cases)		4951	5666	7488	9246	9690	11014
Implant (Cases)		1851	2530	8668	16832	24976	34334
Injectables (Doses)		623230	656370	770039	772292	747958	808141
Oral Pill (Cycles)		5504306	5852316	5945947	5761898	5538253	5785069
Condom (Pieces)		6380180	6894597	7600866	7820706	7747639	8293611
Performance by types of MCH services by month since April 2020							
Services		April.'20	May.'20	June.'20	July.'20	August.'20	September.'20
Number of Pregnant Women		878801	865368	871520	879491	890394	910741
No. of High Risk Pregnant Mother Referred		3757	4569	4451	5010	5390	6230
Antenatal Care	1 st visit (within 4 Month)	93692	107216	155849	154567	165201	183079
	2 nd visit (within 6 Month)	79811	83925	103653	109386	117517	126767
	3 rd visit (within 8 Month)	68240	71268	85356	87892	92759	101145
	4 th visit (in 9 th month) (including MCHTI, MFSTC & FWVTI-Raj)	58960	62291	73470	76178	80936	86316

Services		April.'20	May.'20	June.'20	July.'20	August.'20	September.'20
Institutional Delivery(MCHTI, MFSTC, FWVTI-Raj., MCWC, UHC, UH&FWC & NGO)	Normal	37686	40436	40701	41740	44570	44858
	Caesarian	32591	33808	36090	37316	44437	41044
	Total	70277	74244	76791	79056	89007	85902
Non-Institutional Delivery	At Home by Trained Persons	33385	34287	34892	34130	32699	33263
	At Home by Non-Trained Persons	11019	11953	11899	11028	11509	11277
	Total	44404	46240	46791	45158	44208	44540
Total Delivery		114681	120484	123582	124214	133215	130442
Postnatal Care	PNC-1 (within 24 Hour)	29855	32272	34356	37069	38617	40789
	PNC-2 (within 2- 3 day)	25268	27172	29766	32502	34133	35350
	PNC-3 (within 7 -14 day)	27260	29370	31666	34347	37375	37718
	PNC-4 (within 42-48 day) (including MCHTI, MFSTC & FWVTI-Raj)	30953	34013	38518	41070	43678	45864
Postnatal care by trained person till two days in Home Delivery		4584	4999	5929	5825	5771	6310
No. of uses 7.1% chlorhexidine digluconate for umbilical cord care		26146	28092	28229	30504	31438	33084
TT for Women (15 - 49 Yrs.)	1 st dose	74024	73676	97662	108130	113766	116454
	2 nd dose	75714	72192	92830	106331	112504	150081
	3 rd dose	73771	75354	98006	107085	115248	121502
	4 th dose	71328	69305	92142	100999	106782	106019
	5 th dose	71274	70572	91916	100010	104621	104179
Immunization	BCG (Vaccine)	121343	85180	85180	139184	142546	146767
	PCV 1	138840	88854	88854	147739	148238	154748
	PCV 2	130371	86759	86759	150596	149529	151927
	PCV 3	130725	91434	91434	139178	156160	154375
	MR Vaccine 1st Dose	115441	77582	77582	132308	135987	137637
	MR Vaccine 2nd Dose	106672	74456	74456	120330	121264	127180
Number of ECP acceptors		4970	5527	5527	7043	6148	7838
Number of MR done (Both Govt. & NGOs)		953	885	885	1187	1078	1640
General Treatment		1437601	1435522	1435522	2038208	2078768	2493955
*Total Live Births		96923	100928	100928	103742	104174	109379
Still Births (Including MCHTI, MFSTC & FWVTI-Raj)		159	183	183	374	278	177
Death	Neonatal Death (0 - 28 day)	234	223	223	267	300	333
	Infant Death (29 days -<1 Yr.)	81	64	64	98	81	113
	Child Death (1 -< 5 Yrs.)	11	16	16	6	18	19
	Maternal Death	45	82	82	65	63	90
	Other Death	18336	19706	19706	22879	24159	25311
	Total Death	18707	20091	20091	23315	24621	25866
* Live births conducted at Govt. MCH, DH, MCWC, UHC, UH&FWC, NGOs and Home. The information is collected by FWAs through field visit.							

RH-EOC Performances of MCWCs, MCHTI and MFSTC for the Month of September, 2020

	MCWC		ANC 1st	ANC total	PNC total	Delivery			Gen. Pt	RTI/ STI	Med .	Child Care		SB	IUF	MR	Immu nizati	Tube ctom	NSV	Implant	IUD	Injectable	Oral pill	Condom person
						NVD	C/S	T.D				0-1yr	1-5yr											
Rajshahi Division																								
1	Bogra	C- EOC	445	541	116	74	21	95	315	0	0	116	50	0	1	0	1107	3	0	49	2	4	24	68
2	Dupchacia, Bogra	B-EOC	77	138	42	16	0	16	328	19	0	8	72	0	0	0	31	8	6	197	10	10	11	22
3	Naogaon	C-EOC	198	290	24	14	0	14	258	11	6	24	27	0	0	0	117	2	0	80	2	1	69	33
4	Joypurhat	C- EOC	163	245	75	25	0	25	1147	37	0	58	80	0	0	7	703	3	0	52	13	38	48	51
5	Rajshahi	C- EOC	271	508	100	41	15	56	865	11	9	100	152	0	1	5	0	7	0	18	5	23	30	50
6	Natore	C- EOC	167	315	87	73	7	80	628	13	2	120	200	0	0	24	620	4	0	36	8	6	114	153
7	Pabna	C- EOC	217	679	170	119	19	138	573	15	0	168	150	0	1	2	0	1	1	44	2	25	57	46
8	Sirajganj	C- EOC	236	401	168	65	2	67	568	37	8	15	186	0	0	12	1375	1	0	15	4	16	51	4
9	Chapai-Nawabganj	C- EOC	322	521	91	66	0	66	355	19	0	96	163	0	0	6	0	81	2	66	32	96	132	115
Rangpur Division																								
10	Rangpur	C- EOC	248	506	166	22	19	41	689	0	0	27	170	0	0	0	0	2	6	111	21	93	87	64
11	Dinajpur	C- EOC	210	383	66	20	4	24	322	25	1	33	65	0	0	7	785	1	0	3	9	12	80	27
12	Thakurgaon	C- EOC	268	603	55	22	2	24	780	18	0	52	147	0	0	2	327	0	2	178	1	149	70	26
13	Gaibandha	C-EOC	285	589	270	230	1	231	283	33	11	243	52	0	1	2	0	22	0	103	5	26	71	16
14	Nilphamari	C- EOC	288	513	69	38	0	38	904	33	10	52	243	0	0	5	0	29	5	110	2	88	121	5
15	Syedpur, Nilphamari	B- EOC	103	209	47	30	0	30	522	4	4	49	108	0	0	0	0	9	1	57	4	162	136	58
16	Kurigram	C-EOC	244	322	76	41	0	41	294	18	14	55	57	0	0	3	445	7	0	32	5	96	118	56
17	Lalmonirhat	C- EOC	173	326	70	20	0	20	545	0	2	107	112	0	0	0	0	49	0	99	1	58	54	18
18	Panchagore	C-EOC	212	367	39	4	0	4	281	49	0	4	35	0	0	8	362	27	0	104	6	82	17	25
19	Boda, Panchagar	C-EOC	127	285	38	24	0	24	272	8	50	29	39	0	0	5	11	0	60	1	219	59	11	
Dhaka Division																								
20	Narayanganj	C- EOC	311	501	119	28	9	37	203	16	0	108	45	0	0	10	0	1	0	21	9	131	203	78
21	Munshiganj	C- EOC	258	514	55	36	2	38	411	10	0	20	50	0	0	1	516	22	1	40	2	184	116	72
22	Manikganj	C- EOC	288	483	45	11	10	21	639	84	0	141	200	0	0	28	0	36	59	169	8	44	114	80
23	Narsingdi	C-EOC	621	1690	280	96	33	129	1511	94	43	129	751	0	0	16	449	7	0	95	16	96	160	25
24	Tangail	C-EOC	150	200	0	34	7	41	1382	28	0	62	110	0	0	0	313	1	0	0	2	0	0	0
25	Sherpur	C-EOC	283	372	35	24	0	24	242	11	0	59	86	0	0	2	0	41	0	156	0	33	87	18
26	Mymensingh	C-EOC	60	324	203	111	8	119	757	21	0	241	120	0	0	8	0	0	8	57	26	16	87	51
27	Kishoreganj	C- EOC	260	427	138	71	1	72	315	36	0	133	138	0	0	14	75	65	1	86	11	64	517	166
28	Jamalpur	C- EOC	198	367	115	50	25	75	580	30	8	35	148	0	2	20	221	22	0	87	16	144	140	180
29	Netrokona	C-EOC	570	997	152	103	14	117	405	9	37	135	205	0	6	3	527	43	2	102	11	131	210	72
30	Rajbari	C- EOC	227	409	43	17	6	23	796	40	9	55	200	0	0	8	1050	0	0	75	4	45	100	55
31	Faridpur	C- EOC	218	298	99	41	8	49	184	48	0	63	48	0	0	21	0	4	0	18	8	155	204	97
32	Madaripur	C- EOC	250	320	96	73	10	83	510	29	20	30	76	0	0	6	0	20	0	33	14	185	271	27
33	Gopalganj	C- EOC	96	188	42	9	5	14	724	25	0	32	100	0	0	8	0	3	0	41	4	21	119	81
Khulna Division																								
34	Jessore	C- EOC	195	289	65	19	12	31	200	8	1	24	27	0	0	9	399	6	3	53	1	13	18	17
35	Magura	C- EOC	75	118	16	0	0	0	452	18	0	30	39	0	0	11	0	36	0	87	1	42	53	24
36	Narail	C-EOC	201	276	45	40	1	41	339	50	8	55	70	0	0	0	299	0	0	36	3	19	24	25
37	Jhenaidah	C-EOC	41	137	48	14	0	14	912	52	0	28	50	0	0	20	23	39	0	59	11	230	150	129
38	Meherpur	C- EOC	118	204	28	21	0	21	694	0	0	46	106	0	0	0	127	27	0	36	4	6	23	59
39	Chuadanga	C-EOC	294	440	80	34	12	46	573	17	15	68	93	0	0	5	225	54	0	48	6	29	43	28
40	Khulna	C-EOC	164	383	156	19	19	38	712	0	0	93	80	0	0	0	411	7	1	8	10	27	51	65

41	Bagerhat	C-EOC	92	142	92	34	0	34	899	11	8	694	1020	0	0	10	677	27	1	66	2	33	90	39
42	Satkhira	C- EOC	245	342	31	4	0	4	957	54	8	99	176	0	0	7	132	17	0	46	5	69	133	179
43	Nalta,Kaliganj,Satkhira	B-EOC	176	233	41	21	0	21	386	8	0	44	168	0	0	7	43	6	0	12	1	14	20	14
44	Kustia	C-EOC	222	310	54	21	0	21	505	33	4	74	97	0	1	6	116	3	0	60	13	14	39	40
45	Kumarkhali, Kustia	C- EOC	97	130	40	20	0	20	406	0	0	76	124	0	0	0	272	12	0	55	5	5	63	49
Barisal Division																								
46	Barisal	C-EOC	128	190	21	15	6	21	348	33	50	59	78	0	0	2	457	1	1	17	0	10	195	67
47	Gournadi, Barisal	C-EOC	19	62	17	5	0	5	413	25	0	26	66	0	0	6	24	22	0	46	4	34	15	6
48	Bhola	C-EOC	67	183	82	72	4	76	438	40	10	27	141	0	0	5	0	7	0	0	2	9	48	23
49	Lalmohon, Bhola	C- EOC	200	450	472	184	0	184	550	120	10	253	233	2	4	26	0	5	0	23	3	82	115	8
50	Barguna	C-EOC	40	97	76	23	0	23	871	40	0	37	230	0	0	2	149	18	2	41	8	64	70	14
51	Pirojpur	C- EOC	101	233	46	12	9	21	628	9	3	177	187	0	1	11	0	0	0	14	4	114	163	25
52	Jhalokhati	C-EOC	60	248	39	15	0	15	1309	12	0	178	213	0	0	25	285	15	0	107	11	280	237	84
53	Patuakhali	C- EOC	315	522	22	14	0	14	530	32	0	160	190	0	0	14	203	17	0	131	30	109	366	132
Chittagong Division																								
54	Cox's Bazar	C- EOC	304	1249	452	134	0	134	476	30	6	273	290	0	3	9	243	5	0	54	25	129	91	24
55	Khagrachari	C- EOC	130	176	86	37	3	40	169	6	0	25	40	0	2	0	0	0	1	4	10	25	20	5
56	Bandarban	C- EOC	13	53	31	21	0	21	85	12	2	7	18	0	0	9	239	0	0	24	10	85	112	14
57	Rangamati	C- EOC	97	187	54	7	8	15	351	20	0	55	30	0	0	7	604	2	2	45	34	34	28	8
58	B. Baria	C- EOC	287	463	118	55	10	65	454	1	0	41	92	0	0	2	919	7	4	121	10	103	599	69
59	Comilla	C- EOC	117	494	64	15	0	15	339	21	0	103	94	0	0	6	1541	2	0	34	2	67	38	21
60	Nangalkot, Comilla	B-EOC	58	157	134	90	0	90	312	7	0	16	37	0	0	4	0	8	0	100	5	5	26	7
61	Feni	C- EOC	728	995	161	109	5	114	192	73	0	8	9	0	0	20	0	2	1	50	31	29	40	40
62	Chandpur	C- EOC	394	733	218	76	7	83	598	17	0	125	147	0	0	5	437	33	1	145	23	112	196	38
63	Laxmipur	C- EOC	306	806	121	57	5	62	393	40	0	167	60	0	0	21	374	2	0	30	11	95	124	72
64	Noakhali	C-EOC	68	98	23	23	0	23	225	7	0	27	55	0	0	1	35	0	0	47	7	17	32	12
65	Begumganj, Noakhali	C-EOC	93	1327	102	42	5	47	97	42	6	35	69	1	0	0	0	48	1	135	3	79	148	10
66	Pauchuria, Patiya	C- EOC	183	317	150	91	0	91	448	5	0	13	73	0	0	3	0	0	0	13	27	33	14	1
67	Bakolia,Ctg	C- EOC	125	260	118	66	21	87	870	20	10	105	250	0	0	0	0	3	2	7	9	26	50	10
Sylhet Division																								
68	Sylhet	C-EOC	25	37	9	6	0	6	265	7	0	10	57	0	0	0	22	2	1	18	0	24	34	14
69	Hobiganj	C- EOC	45	184	96	69	0	69	148	6	0	55	74	0	6	4	0	19	3	38	15	27	92	30
70	Sunamganj	C-EOC	52	114	126	49	0	49	220	0	0	15	29	0	0	5	0	30	0	53	8	53	316	24
71	Moulavibazar	C- EOC	264	421	149	72	16	88	591	14	4	91	234	0	0	7	0	27	0	30	22	239	269	159
Others :																								
72	MCHTI , Dhaka	C-EOC	1300	2500	777	76	208	284	899	170	0	1102	1174	0	0	21	1333	14	69	33	36	30	184	172
73	MFSTC, Dhaka	C-EOC	2190	5207	824	291	255	546	1633	0	0	910	430	0	0	19	4732	37	192	210	71	24	21	22
74	FWVTI, Rajshahi	C-EOC	125	315	46	12	6	18	416	31	13	12	52	0	0	0	1	14	0	12	2	41	81	101
	Total		17798	35913	8521	3633	840	4473	39891	1922	392	8042	11087	3	29	537	23350	1106	379	4542	749	4933	8108	3730

Annex - C : City Corporation wise Contraceptive Acceptors and Acceptance Rate (CAR) (Partial) at the end of the month of September 2020

Name of the City Corporation	Eligible Couple	Oral Pill	Condom	Injectable	I U D	Implant	Permanent Method			Total Acceptors	CAR(%)
							Male	Female	Total		
Rangpur City Corporation	105387	39008	10048	17416	1166	5531	3397	6379	9776	82945	78.71
Rangpur Division	105387	39008	10048	17416	1166	5531	3397	6379	9776	82945	78.71
Rajshahi City Corporation	102275	29591	27161	17393	761	2043	572	6245	6817	83766	81.90
Rajshahi Division	102275	29591	27161	17393	761	2043	572	6245	6817	83766	81.90
Khulna City Corporation	134642	38613	29641	18702	4663	6840	4883	5700	10583	109042	80.99
Khulna Division	134642	38613	29641	18702	4663	6840	4883	5700	10583	109042	80.99
Barishal City Corporation	25354	10510	4558	2185	275	1652	243	924	1167	20347	80.25
Barishal Division	25354	10510	4558	2185	275	1652	243	924	1167	20347	80.25
Dhaka City Corporation	96854	29958	12437	14742	3025	4333	3595	5436	9031	73526	75.91
Gazipur City Corporation	111111	52762	10573	13022	3070	4619	1723	7748	9471	93517	84.17
Narayanganj City Corporation	112234	40400	12469	15175	2470	4150	3895	5728	9623	84287	75.10
Dhaka Division	320199	123120	35479	42939	8565	13102	9213	18912	28125	251330	78.49
Chattogram Division	80894	27200	10868	9646	3430	4702	2001	3682	5683	61529	76.06
Chattogram Division	80894	27200	10868	9646	3430	4702	2001	3682	5683	61529	76.06
Sylhet City Corporation	29632	11465	4057	3281	427	1438	681	2337	3018	23686	79.93
Sylhet Division	9629	11406	4043	3308	432	1455	685	2361	3046	23690	79.96
Mymensing City Corporation	34692	14227	3216	3874	867	2471	1543	2252	3795	28450	82.01
Mymensing Division	34692	14227	3216	3874	867	2471	1543	2252	3795	28450	82.01
Total	813072	293675	125014	115463	20159	37796	22537	46455	68992	661099	81.31