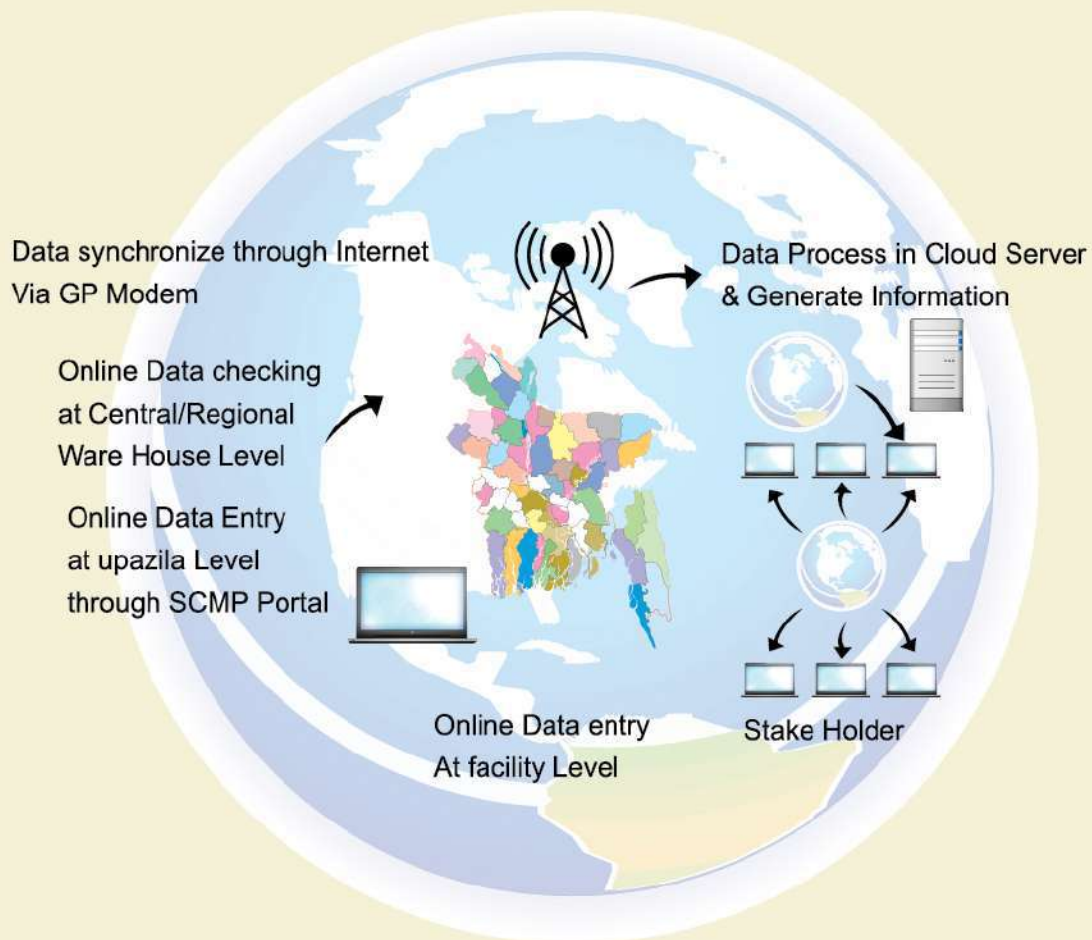




# FAMILY PLANNING MONTHLY LOGISTICS REPORT

## May 2022

### Logistics Management Information System (LMIS) Data Flow System



**Management Information System (MIS)**  
**Directorate General of Family Planning (DGFP)**

**Government of the People's Republic of Bangladesh**  
**Medical Education and Family Welfare Division**  
**Directorate General of Family Planning**  
**Management Information System (MIS)**  
**6, Kawran Bazar, Dhaka- 1215**  
**www.dgfp.gov.bd**


Memo No. 59.11.00000.402.16.002.19.237

Date: 14 July, 2022.

**Sub: Family Planning Monthly Logistics Report for the Month of May, 2022.**

Family Planning Monthly Logistics Report for the Month of May, 2022 is sent herewith for your kind information & necessary action. This report is prepared on the basis of Form-7 submitted by Warehouses and Form-7B submitted by Upazila Family Planning Offices by using WIMS & UIMS operating tools. It provides useful information on monthly distribution and stock balance of all the major contraceptives of Warehouse/Upazila Stores. For more information you can visit at [www.scmpbd.org](http://www.scmpbd.org) web site.

Comments and suggestions for improvement of this report will be highly appreciated.



(Mohd. Shafiqur Rahman)  
Director & Line Director (MIS)  
Phone: 55012352  
Mail: dirmis@dgfp.gov.bd

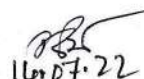
Memo No. 59.11.00000.402.16.002.19.237.1(204)

Date: 14 July, 2022.

**Copy of the report forwarded to (Not according to seniority):**

1. Secretary, Medical Education & Family Welfare Division, Ministry of Health & Family Welfare, Bangladesh Secretariat, Dhaka.
2. Additional Secretary (Admin), Medical Education & Family Welfare Division, Ministry of Health & Family Welfare, Bangladesh Secretariat, Dhaka.
3. Director (Administration), Directorate General of Family Planning, 6 Kawran Bazar, Dhaka 1215.
4. Director & Line Director (MIS), Directorate General of Family Planning, 6 Kawran Bazar, Dhaka.
5. Joint Secretary (Development), Medical Education & Family Welfare Division, Ministry of Health & Family Welfare, Bangladesh Secretariat, Dhaka.
6. Director Finance & Line Director (Family Planning Field Service Delivery), Directorate General of Family Planning, 6 Kawran Bazar, Dhaka 1215.
7. Director (Logistics & Supply) and Line Director (Procurement, Storage & Supply Management), Directorate General of Family Planning, 6 Kawran Bazar, Dhaka 1215.
8. Director (IEM) & Line Director (Information, Education and Communication), Directorate General of Family Planning, 6 Kawran Bazar, Dhaka 1215.
9. Director (Planning) & Line Director (Planning Monitoring and Evaluation), Directorate General of Family Planning, 6 Kawran Bazar, Dhaka 1215.

10. Director (MCH-Services) & Line Director (MCRAH), Directorate General of Family Planning, 6 Kawran Bazar, Dhaka 1215.
11. Line Director (CCSDP), Directorate General of Family Planning, 6 Kawran Bazar, Dhaka 1215.
12. Director (Audit), Directorate General of Family Planning, 6 Kawran Bazar, Dhaka 1215.
13. Divisional Director, Family Planning, Dhaka /Chittagong /Rajshahi /Khulna /Sylhet /Barisal/ Rangpur/ Mymensingh Division.
14. Joint Chief (Planning), Health Service Division, Ministry of Health & Family Welfare, Bangladesh Secretariat, Dhaka
15. Joint Chief (Population & Planning wing), Planning commission, Sher-e-Bangla Nagar, Dhaka.
16. Joint Chief (Planning), Program Management and Monitoring Unit (PMMU), Azimpur, Dhaka-1205.
17. Director, Maternal & Child Health Training Institute (MCHTI), Azimpur, Dhaka.
18. Director, Mohammadpur Fertility Services & Training Centre (MFSTC), Mohammadpur, Dhaka.
19. Director, Maternal & Child Health Training Institute (MCHTI), Lalkuthi, Mirpur, Dhaka.
20. P.S. to the Honorable Minister, Ministry of Health and Family Welfare, Bangladesh Secretariat, Dhaka, for kind information of the Honorable Minister.
21. Deputy Chief (Planning), Medical Education & Family Welfare Division, Ministry of Health & Family Welfare, Bangladesh Secretariat, Dhaka.
22. Additional Director (Drugs and Stores), Directorate General of Family Planning, Central Warehouse, Mohakhali, Dhaka.
23. Deputy Director, Family Planning, ----- District (You are requested to take appropriate measures to ensure timely online submission of Form 7B report from upazilas).
24. Regional/District Consultant, FPCS-QIT, District Family Planning Office, ----- District.
25. Central/Regional Supply Officer, Family Planning, ----- CWH/RWHs.
26. Assistant Maintenance Engineer, MIS Unit, DGFP (Requested to upload this report to DGFP website).
27. Country Project Director, MTaPS/MSH, House: 30, Road: No. 42, Gulshan-2, Dhaka-1212.
28. Country Director, the World Bank, E-32, Agargaon, Sher-e-Bangla Nagar, Dhaka-1207.
29. Team Leader, Population & Health Team, USAID, Madani Avenue, Baridhara, Dhaka.
30. Country Representative, UNFPA, IDB Bhaban, Agargaon, Sher-E-Bangla Nagar, Dhaka.
31. Managing Director, SMC, SMC Tower, 33 Banani C/A, Dhaka-1213.
32. Documentation Center, IEM Unit, Directorate General of Family Planning, 6 Kawran Bazar, Dhaka.
33. Responsible person of Dispatch Section, MIS Unit, DGFP (Requested to distribute the published 'Family Planning Monthly Logistics Report' to concerned Person/Office/Organization).
34. PA to Director General, Directorate General of Family Planning, 6 Kawran Bazar, Dhaka 1215.
35. Concerned Organization/Person.

  
11 Apr 22  
(Md. Abul Kalam Azad)  
Deputy Program Manager (DPM)

## **Table Of Contents**

	<b>Page</b>
1. DGFP Stock Status Report	1-2
2. National Receipts Quantity by Product by Month	3
3. National Level Contraceptive Summary Report	4
4. Stock Status Report at Different Levels	5
5. Contraceptive Stock Status by Product at Upazila Store and Field	6-10
6. Contraceptive Stock Status by Product at Regional Warehouses/Upazila	11-31
7. Month-wise Consumption Trend	32-34
8. Report on Upazila and Warehouse Having Stock Out in last month	35

# 1. DGFP Stock Status Report

		DGFP STOCK STATUS REPORT for Contraceptives - 31st May 2022																																		
Year →	2022												2023												2024					2025						
Month →	6	7	8	9	10	11	12	1	2	3	4	5	6	7	8	9	10	11	12	1	2	3	4	5	6	7	8	9	10	11	12	1	2	3	4	5
Min.-Max. →	Min						Max																													
Product ↓	CS - 102.74m : 13.4 MOS																																			
<b>Condom</b>	13.4 MOS																																			
*AMC = 7.65m													FY 2021-22: 47.68m - Rec. 47.68m																							
	CS - 110.55m : 19.2 MOS																																			
<b>Pill (Total)</b>	19.2 MOS																																			
*AMC = 5.77m													FY 2021-22: 29.76m (RPA): Rec. = 29.76m																							
	CS - 8.40m : 31.2 MOS																																			
<b>POP-APON</b>	31.2 MOS (December 2024)																																			
*AMC = 0.269m													FY 2021-22: 5.0m (RPA+Rev.): Rec. full quantity																							
	CS (0.414): 32.4 MOS																																			
<b>IUD</b>	32.4 MOS (January 2025)																																			
*AMC = 12,797													CS (19.28m): 25.4 MOS																							
	CS (19.28m): 25.4 MOS																																			
<b>Injectables</b>	25.4 MOS (June 2024)																																			
*AMC = 0.759m													FY 2021-22: 0.899m (RPA+Rev.): Rec. 491885 sets																							
	CS-(0.815m): 25.3 MOS																																			
<b>Implant</b>	25.3 MOS												FY 2021-22: 0.408m = 12.6 MOS (June 2025)																							
*AMC = 32,227																																				
	Pill (Total): 2nd & 3rd generation Shukhi																																			
	*AMC is calculated based on past 6-months consumption																																			
	Data Sources: DGFP/L&S unit, DGFP LMIS web site - <a href="https://scmpbd.org/">https://scmpbd.org/</a>																																			
	Central Warehouse WIMS data and Approved DGFP Procurement Plan																																			
	National min-max stock level is 6 & 10 MOS																																			
	AMC = Average Monthly Consumption																																			
													<b>Legend:</b>																							
													<div style="display: flex; justify-content: space-between;"> <div style="width: 20px; height: 10px; background-color: red; border: 1px solid black;"></div> Current Stock (CS): Less than 3 MOS                 </div>																							
													<div style="display: flex; justify-content: space-between;"> <div style="width: 20px; height: 10px; background-color: yellow; border: 1px solid black;"></div> Current Stock (CS): MOS 3.0 to Less than 6 MOS                 </div>																							
													<div style="display: flex; justify-content: space-between;"> <div style="width: 20px; height: 10px; background-color: green; border: 1px solid black;"></div> Current Stock (CS): MOS 6 and above                 </div>																							
													<div style="display: flex; justify-content: space-between;"> <div style="width: 20px; height: 10px; background-color: blue; border: 1px solid black;"></div> Planned for FY 2020-21                 </div>																							
													<div style="display: flex; justify-content: space-between;"> <div style="width: 20px; height: 10px; background-color: orange; border: 1px solid black;"></div> Procurement completed, yet to be received                 </div>																							
													<div style="display: flex; justify-content: space-between;"> <div style="width: 20px; height: 10px; background-color: purple; border: 1px solid black;"></div> Donation                 </div>																							

**DGFP STOCK STATUS NOTES**  
**(For Contraceptives)**  
**Month: May 2022**

**CONDOM** – Current national stock is 102.74 million pieces, and this stock can be used up to June 2023.

- 2021-22: GoB (Rev.) – 47.68 million pcs. (Revised & approved): Contract signed for 47.68 million pcs. and DGFP already received 47.68 million pcs.

**PILL (Shukhi)** – Current national stock of Oral Contraceptive Pill is 110.55 million cycles which will go up to January 2024.

- 2021-22: RPA(GoB)– 29.76 million cycles (3<sup>rd</sup> Generation): Procurement plan approved and Contract signed on 26/01/22 for Lot 1,4,5 and on 19/01/22 for Lot 2 & 3. DGFP received full 29.76 million cycles.
- 2021-22: GoB (Rev.) – DGFP planned for procurement of 13.40 million cycles Oral Contraceptives Pill (3rd Generation) under revenue budget. But with the approval of competent authority DGFP has decided to postpone the procurement & annulled the tender.

**POP-APON** - Current national stock of POP-APON Pill is 8.40 million cycles which will go up to December 2024.

- 2021-22: GoB (RPA) – 4 million cycles (POP - APON): Tender opened on 15/09/2021 & 1<sup>st</sup> TEC meeting held on 21/09/2021. Contract signed on 22/11/2021. DGFP received total quantity on 31 December 2021.
- 2021-22: GoB (Rev.) – 1.0 million cycles (POP- APON): Tender opened on 06/09/2021.1<sup>st</sup> TEC meeting held on 09/09/2021.Tender approved & NOA issued on 15/09/2021 and contract signed on 30/09/2021. DGFP received total quantity as of 31 December 2021.

**IUD** - Current national stock is 0.414 million pcs and this stock can be used up to January 2025.

**INJECTABLES** – Current stock of 19.28 million vials and that can be used up to June 2024.

**IMPLANT** – Current stock is 8,15,449 sets, and this can be used up to June 2024.

- 2021-22: RPA (GoB) + GoB (Dev.) – 668,000 sets\* (Lot 1 & 2 - Two rods): Procurement plan approved and IFT published on 13/08/2021. Tender opened on 16/09/2021. Tender rejected by Approving Authority on 26.12.2021. New tender published on 05/01/2022 and tender opened on 17/02/22. TEC meeting held on 01/03/2022 and approved on 21/03/2022.NOA issued on 11/04/2022. Contract signed on 19/04/2022. 2,60,000 Sets already supplied. Rest of the goods will be supplied within 16 weeks of contract signing.
- 2021-22: GoB (Rev.) – 200,000 sets\* of two rod implants: Procurement plan approved and IFT published on 19/08/2021.Tender opened on 09/09/2021 & 1<sup>st</sup> TEC meeting held on 21/09/2021. Tender rejected by Approving Authority on 20.12.2021. New tender published on 09/01/2022 and tender opened on 23/02/22. TEC meeting held on 01/03/2022 and NOA issued on 29/03/2022 & contract signed. 200,000 sets already supplied.
- 2021-22: RPA (GoB.) + GoB (Dev.) – 31,885 sets\* (Two rods) – Carry forward from FY2020-21: Previous Tender rejected by TEC on 15/07/2021. Re-tender published on 11/08/2021 and tender opened on 26/08/2021. 1<sup>st</sup> TEC meeting held on 05/09/2021.Tender rejected by Approving Authority on 23/09/2021. New tender published on 10/01/20222 and tender will opened on 24/02/22. TEC meeting held on 01/03/2022 and NOA issued on 29/03/2022 & Contract also completed. 31,885 sets already supplied.

You can also download the previous reports from <http://www.scmpbd.org>

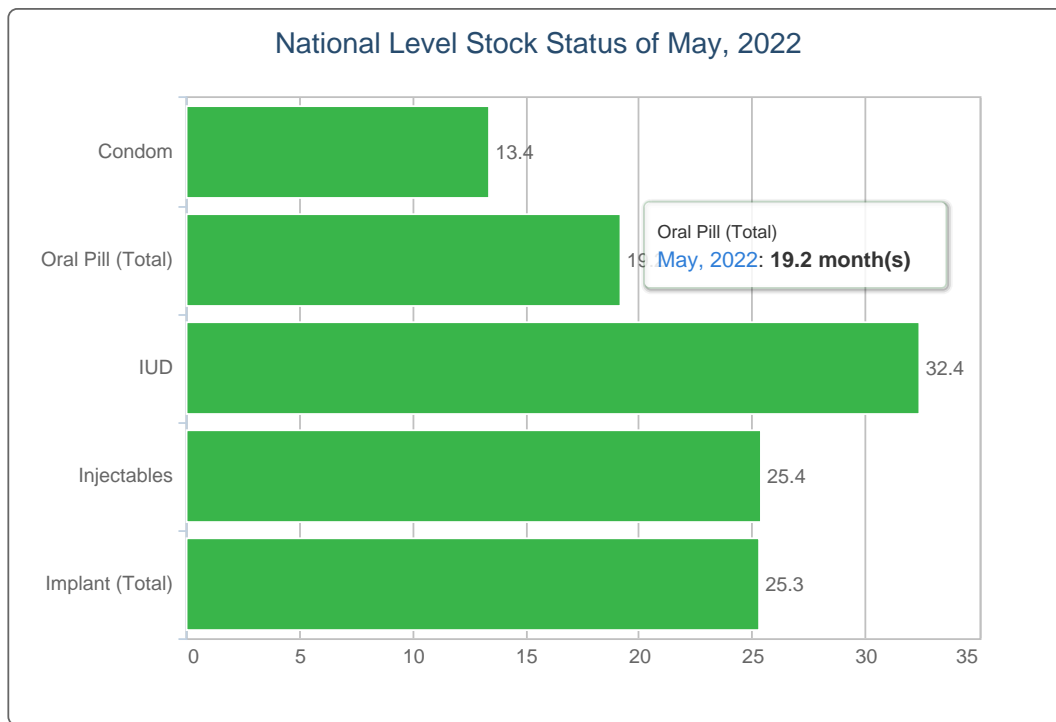
## 2. National Receipts Quantity by Product by Month

### Contraceptive Received Report

Month: May, 2022

Item	Supplier	Receiver	Date Receipts	Qty
<i>No National Receive This Month</i>				

### 3. National Level Contraceptive Summary Report



■ MOS: < 3.0     
 ■ MOS: 3.0 - 5.9     
 ■ MOS: 6.0 and above

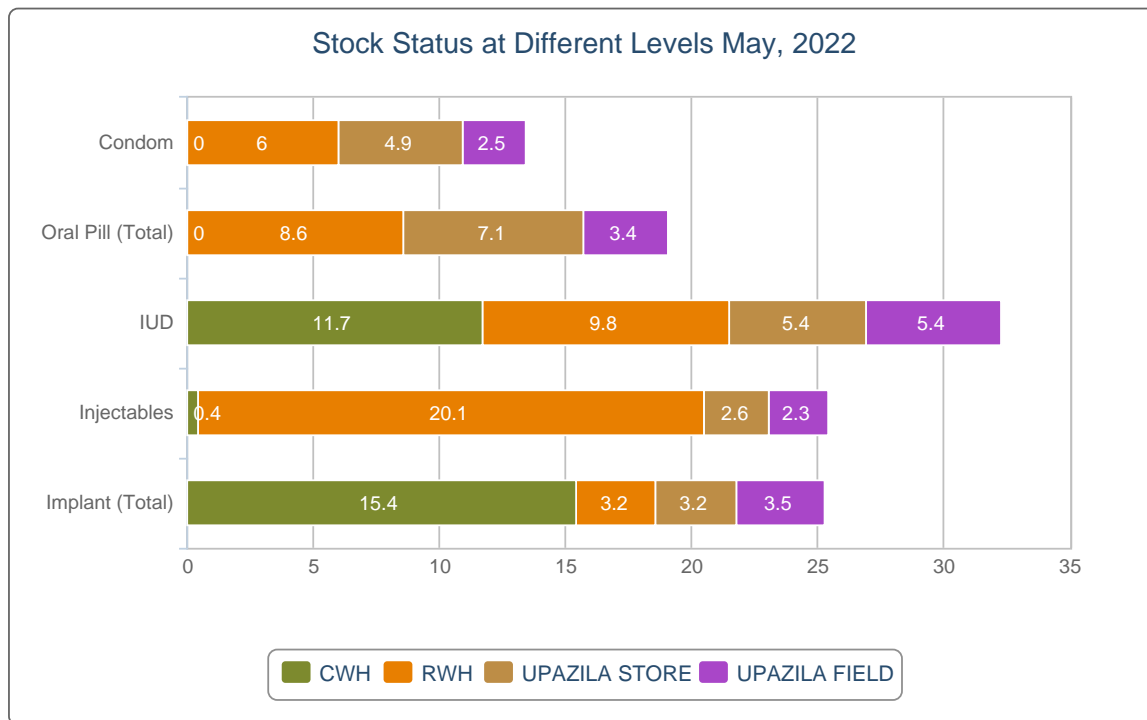
MOS = Month of Stock

#### National Level Stock Status of May, 2022

SL	Name of Products	Reported Consumption	Reported Closing Balance	Average Monthly Consumption	MOS
1	Condom	7,745,294	102,737,157	7,659,164	13.4
2	Oral Pill (Total)	5,704,116	110,552,133	5,772,306	19.2
3	IUD	11,010	414,585	12,799	32.4
4	Injectables	743,747	19,286,855	759,342	25.4
5	Implant (Total)	23,386	815,449	32,218	25.3



#### 4. Stock Status Report at Different Levels

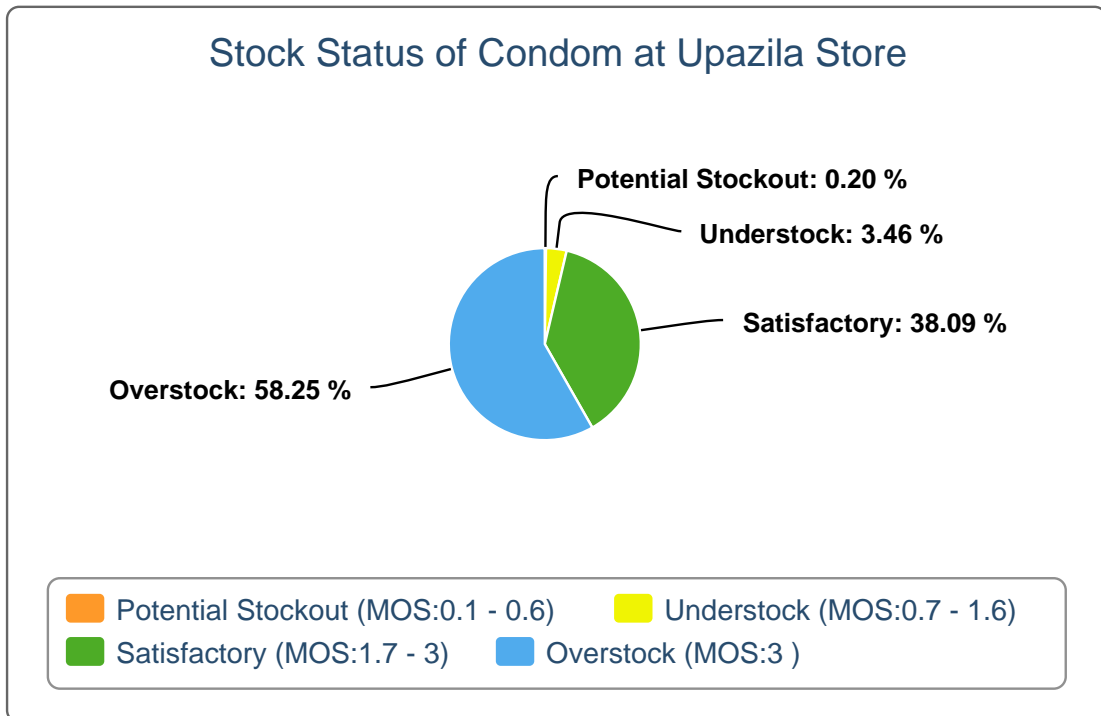


#### Stock Status at Different Levels May, 2022

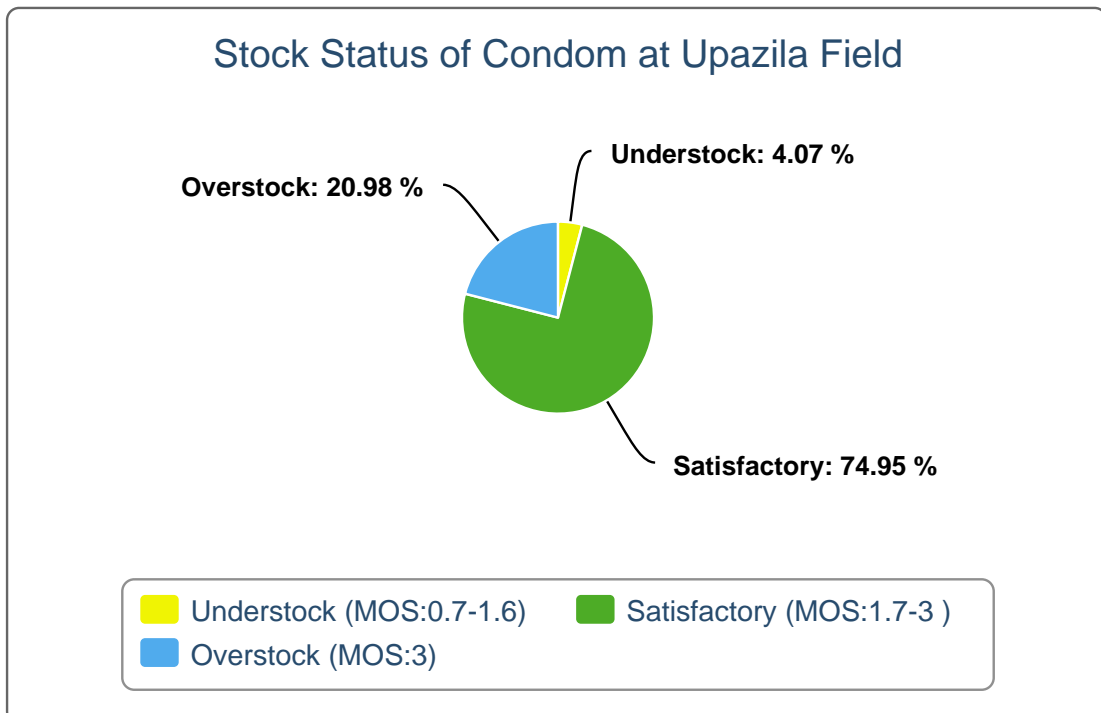
Products	Avg. Consump. of Last 6 Months	CWH Level	MOS	RWH Level	MOS	Upazila Level	MOS	Field Level	MOS	National Level	MOS
Condom	7,659,164	373,640	0	45,721,800	6	37,838,464	4.9	18,803,253		102,737,157	13.4
Oral Pill (Total)	5,772,306	139,818	0	49,794,063	8.6	40,796,390	7.1	19,821,862		110,552,133	19.2
IUD	12,799	150,200	11.7	125,590	9.8	69,234	5.4	69,561		414,585	32.4
Injectables	759,342	287,700	0.4	15,244,400	20.1	1,978,333	2.6	1,776,422		19,286,855	25.4
Implant (Total)	32,218	494,685	15.4	104,150	3.2	104,256	3.2	112,358		815,449	25.3

## 5. Contraceptive Stock Status by Product at Upazila Store and Field

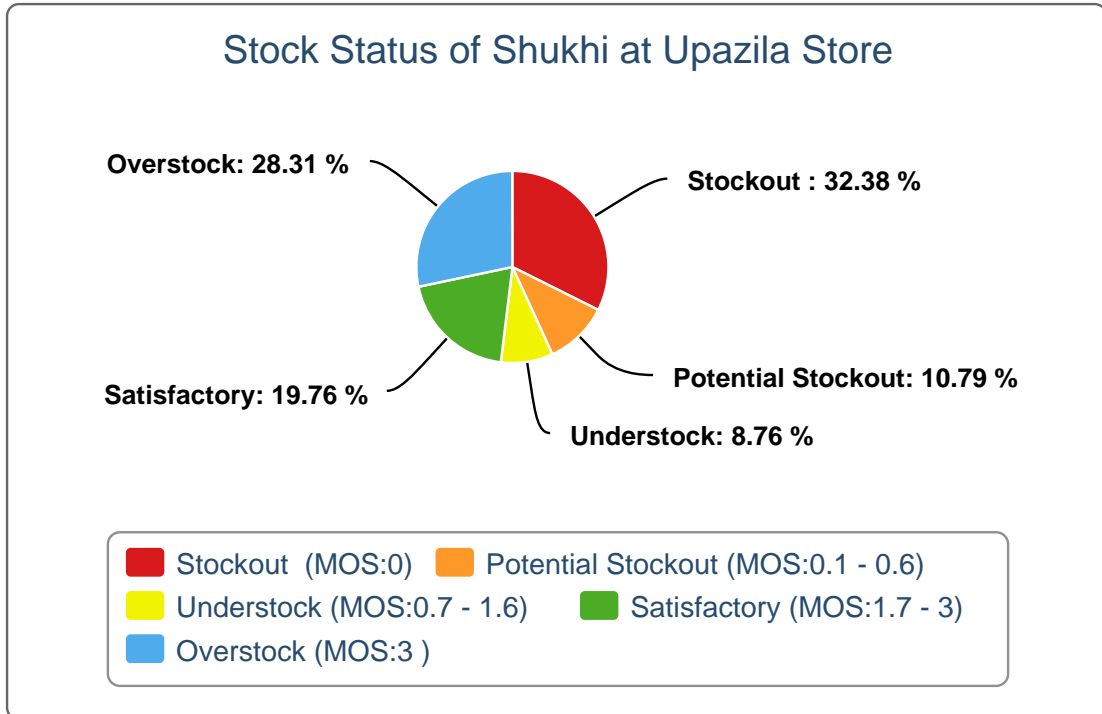
5(a).



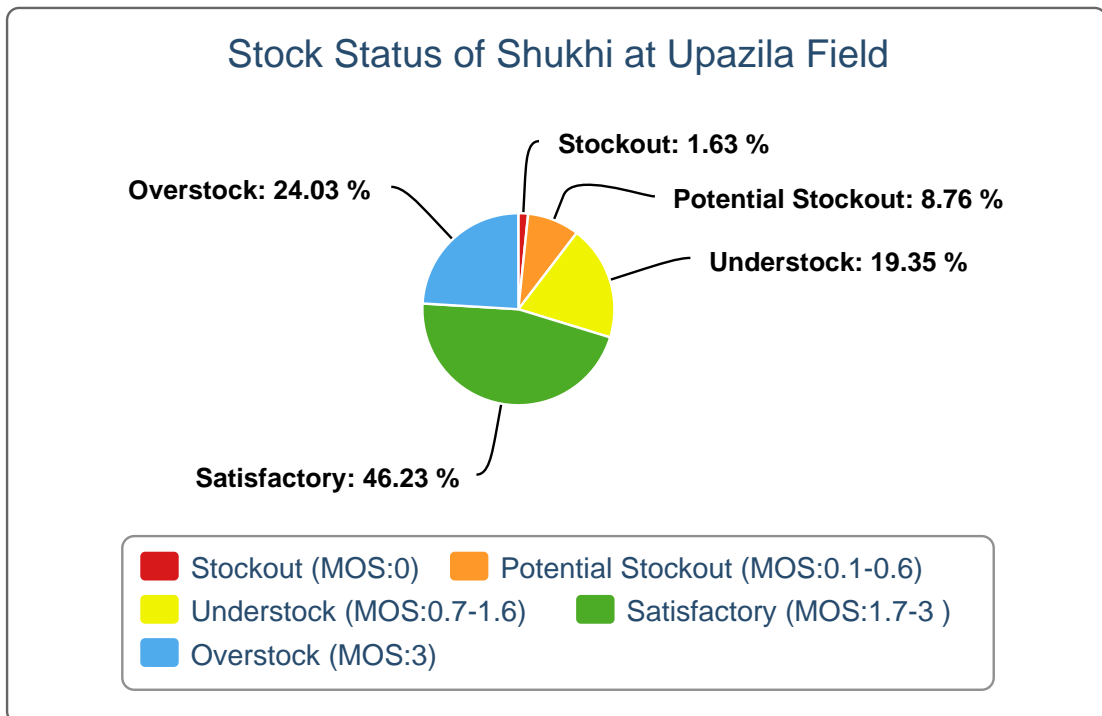
5(b).



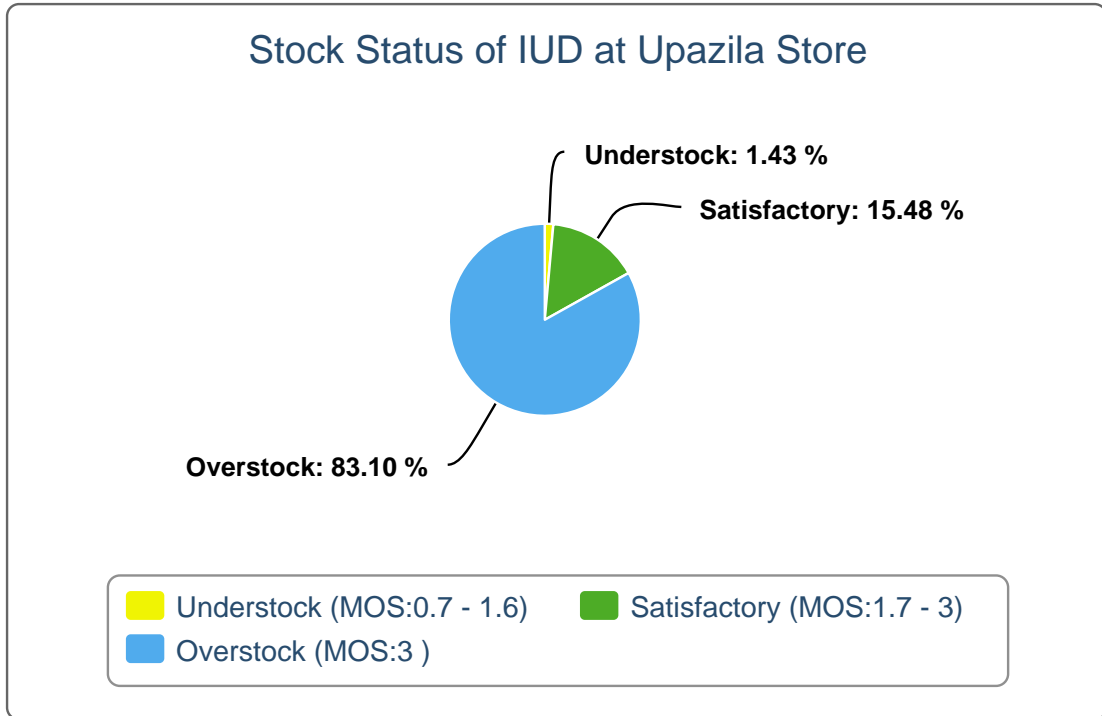
5(c).



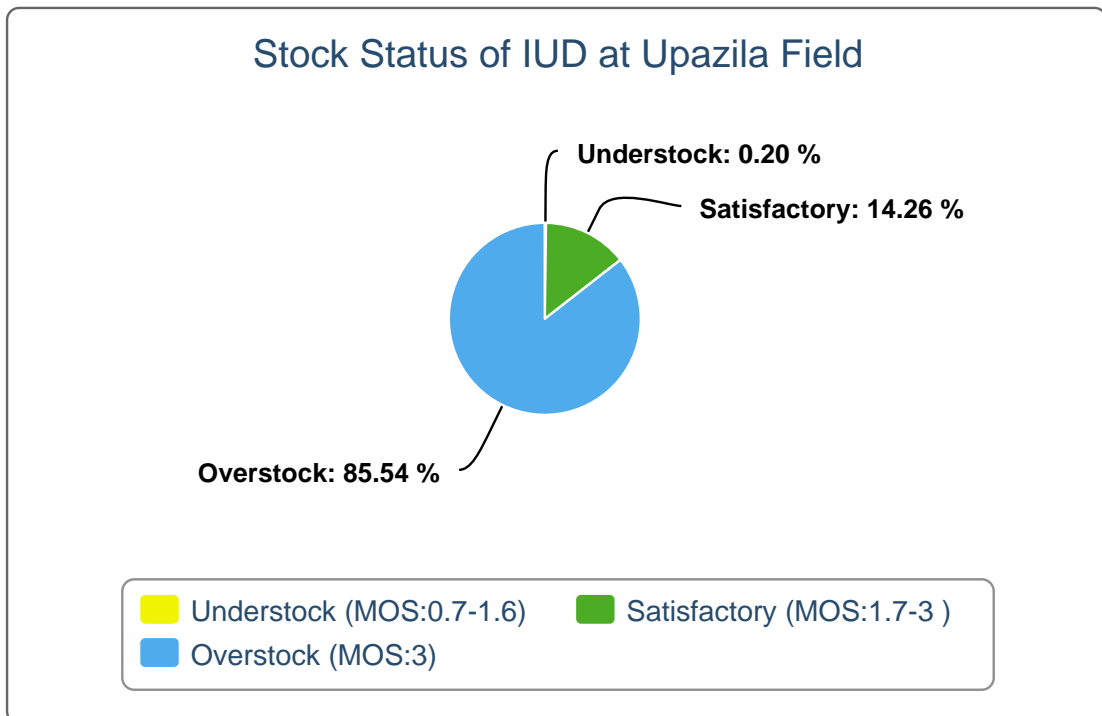
5(d).



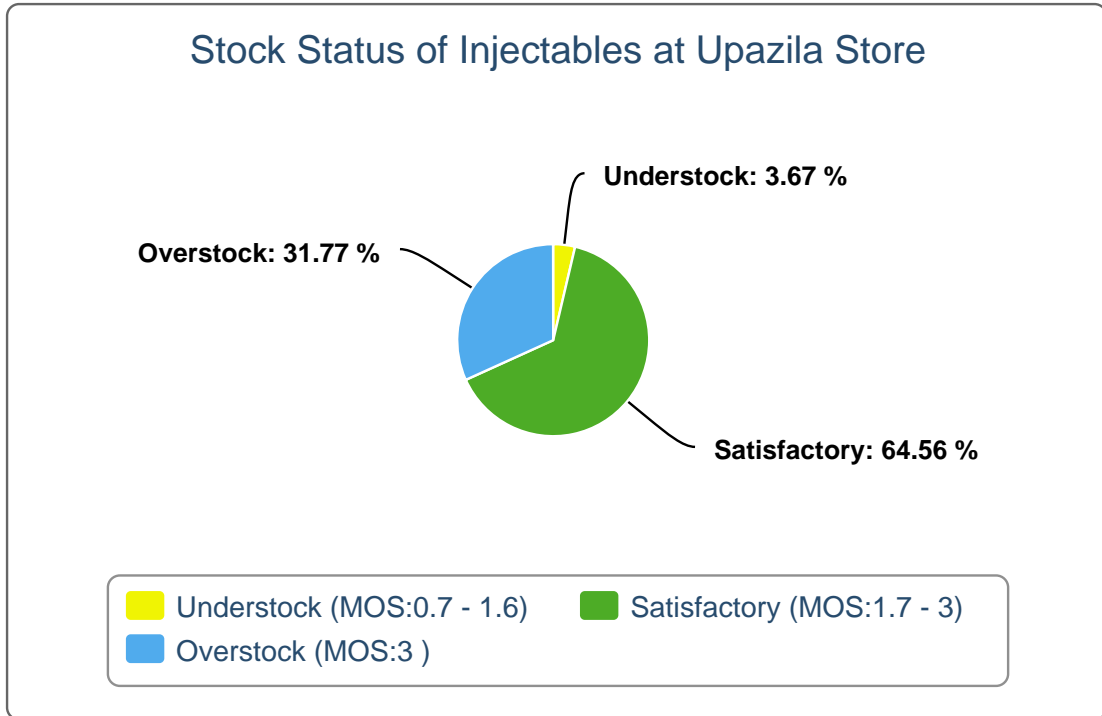
5(e).



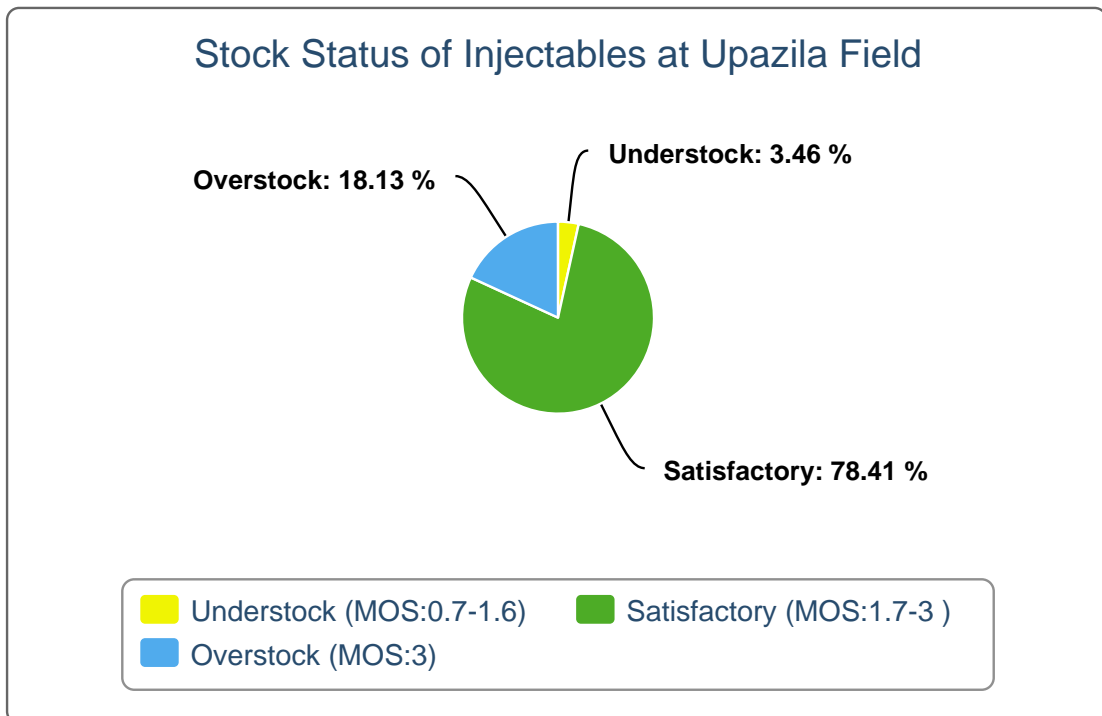
5(f).



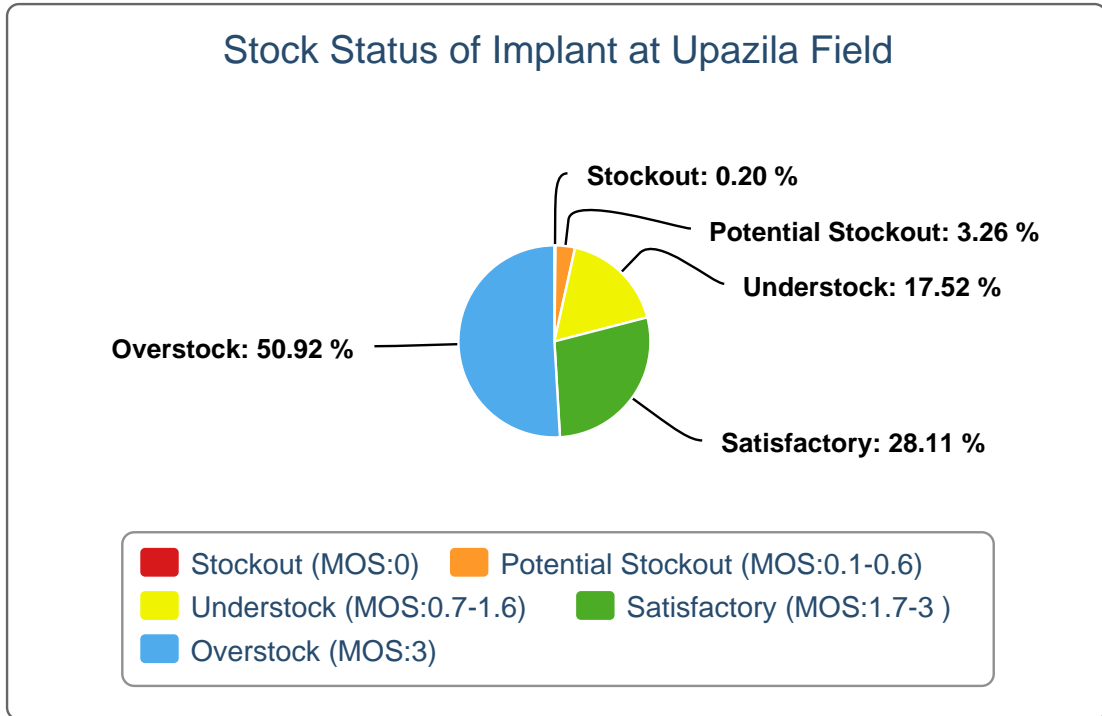
5(g).



5(h).



5(i).



## 6(a). Contraceptive Stock Status by Product at Regional Warehouses

SL	WH Name	Condom			Shukhi			IUD			Injectables			Implant		
		CBL	AMD	MOS	CBL	AMD	MOS	CBL	AMD	MOS	CBL	AMD	MOS	CBL	AMD	MOS
1	Bandarban RWH	39,600	34,098	1.2	102,240	21,932	4.7	1,025	138	7.4	20,000	2,976	6.7	1,400	190	7.4
2	Barishal RWH	3,782,800	230,514	16.4	293,760	184,089	1.6	2,950	485	6.1	71,200	26,076	2.7	7,700	1,003	7.7
3	Bhola RWH	1,072,800	41,021	26.2	457,920	51,777	8.8	2,850	141	20.2	48,000	28,156	1.7	3,800	311	12.2
4	Bogura RWH	5,196,400	456,202	11.4	5,170,560	326,400	15.8	12,700	483	26.3	3,527,000	28,057	125.7	7,900	2,119	3.7
5	Chattogram RWH	15,167,400	282,505	53.7	20,770,513	212,686	97.7	5,200	938	5.5	6,106,200	26,405	231.3	8,050	1,757	4.6
6	Cumilla RWH	846,000	420,254	2.0	170,880	338,218	0.5	11,300	1,254	9.0	178,000	56,647	3.1	1,800	2,283	0.8
7	Dhaka CWH	373,640	1,084,417	0.3	139,818	547,244	0.3	150,200	1,658	90.6	287,700	72,009	4.0	494,685	2,796	176.9
8	Dinajpur RWH	320,400	157,788	2.0	468,480	234,017	2.0	9,150	331	27.6	114,000	28,770	4.0	3,900	1,665	2.3
9	Faridpur RWH	392,400	393,798	1.0	676,320	300,982	2.2	4,750	704	6.7	192,000	28,527	6.7	7,950	2,056	3.9
10	Jamalpur RWH	648,000	272,998	2.4	586,160	202,335	2.9	6,600	236	28.0	90,000	22,396	4.0	5,400	974	5.5
11	Jashore RWH	1,731,600	396,650	4.4	319,200	268,991	1.2	2,600	368	7.1	66,000	34,398	1.9	2,650	1,282	2.1
12	Khulna RWH	4,198,800	473,042	8.9	17,298,170	327,173	52.9	12,450	463	26.9	3,962,400	31,344	126.4	4,800	1,391	3.5
13	Kushtia RWH	536,400	285,500	1.9	242,880	147,141	1.7	3,370	173	19.5	53,500	28,710	1.9	4,300	690	6.2
14	Mymensingh RWH	5,950,400	552,402	10.8	634,090	638,933	1.0	7,000	739	9.5	153,000	48,037	3.2	2,300	2,421	1.0
15	Noakhali RWH	460,800	205,308	2.2	92,640	146,384	0.6	2,000	813	2.5	91,000	37,373	2.4	5,000	1,457	3.4
16	Pabna RWH	403,200	418,900	1.0	141,600	267,956	0.5	5,400	749	7.2	109,000	35,597	3.1	6,000	852	7.0
17	Patuakhali RWH	1,368,000	101,961	13.4	684,000	134,370	5.1	5,450	346	15.8	108,200	21,764	5.0	5,000	1,070	4.7
18	Rajshahi RWH	446,400	556,517	0.8	250,560	240,181	1.0	11,345	270	42.0	114,400	26,011	4.4	6,100	1,142	5.3
19	Rangamati RWH	100,800	42,397	2.4	387,840	33,393	11.6	1,150	95	12.1	7,500	3,058	2.5	500	214	2.3
20	Rangpur RWH	1,476,000	389,379	3.8	534,620	561,102	1.0	7,750	1,140	6.8	54,000	86,205	0.6	10,300	2,679	3.8
21	Sylhet RWH	924,800	530,349	1.7	362,880	314,334	1.2	5,400	602	9.0	89,000	46,420	1.9	4,500	2,103	2.1
22	Tangail RWH	658,800	242,761	2.7	148,750	191,516	0.8	5,150	249	20.7	90,000	19,973	4.5	4,800	819	5.9

**6(b). Contraceptive Stock Status by Product at Upazila**

SL	Warehouse Name	Upazila Name	Condom			Shukhi			IUD			Injectables			Implant		
			CBL	AMD	MOS	CBL	AMD	MOS	CBL	AMD	MOS	CBL	AMD	MOS	CBL	AMD	MOS
1	Bandarban RWH	Alikadam	27,024	8,442	3.2	16,960	3,660	4.6	166	39	4.3	2,700	492	5.5	200	42	4.8
2	Bandarban RWH	Bandarban Sadar	16,765	3,779	4.4	21,941	3,847	5.7	189	22	8.6	1,821	557	3.3	179	36	5.0
3	Bandarban RWH	Lama	19,284	6,380	3.0	13,735	5,795	2.4	157	37	4.2	1,830	731	2.5	182	30	6.1
4	Bandarban RWH	Naikhongchhari	31,304	5,539	5.7	18,060	2,993	6.0	104	12	8.7	2,036	683	3.0	200	28	7.1
5	Bandarban RWH	Rowangchhari	22,940	2,217	10.3	14,390	2,104	6.8	116	7	16.6	699	217	3.2	134	19	7.1
6	Bandarban RWH	Ruma	31,848	5,178	6.2	19,365	1,695	11.4	109	11	9.9	694	152	4.6	141	17	8.3
7	Bandarban RWH	Thanchi	23,250	2,563	9.1	17,840	1,838	9.7	119	10	11.9	1,033	144	7.2	64	18	3.6
8	Barishal RWH	Agailjhara	61,100	6,207	9.8	30,818	7,702	4.0	201	9	22.3	6,881	648	10.6	100	37	2.7
9	Barishal RWH	Babuganj	272,300	5,302	51.4	45,410	6,171	7.4	152	18	8.4	3,419	469	7.3	350	32	10.9
10	Barishal RWH	Bakerganj	493,131	14,756	33.4	148,079	12,854	11.5	307	24	12.8	7,799	1,922	4.1	200	77	2.6
11	Barishal RWH	Banari Para	260,828	5,222	49.9	36,205	6,950	5.2	210	17	12.4	3,701	516	7.2	100	74	1.4
12	Barishal RWH	Barishal Sadar (kotwali)	29,364	38,083	0.8	22,050	16,337	1.3	410	87	4.7	12,447	3,983	3.1	140	144	1.0
13	Barishal RWH	Bhandaria	58,200	9,810	5.9	28,230	7,329	3.9	199	34	5.9	6,237	971	6.4	150	35	4.3
14	Barishal RWH	Gaurnadi	68,500	9,083	7.5	41,260	10,145	4.1	209	17	12.3	5,829	1,110	5.3	0	43	0.0
15	Barishal RWH	Hizla	43,376	8,277	5.2	17,685	5,284	3.3	123	9	13.7	10,030	1,201	8.4	200	19	10.5
16	Barishal RWH	Indurkani	142,484	5,767	24.7	36,649	5,523	6.6	81	13	6.2	4,536	755	6.0	250	20	12.5
17	Barishal RWH	Jhalokati Sadar	50,700	13,013	3.9	92,565	8,973	10.3	185	24	7.7	6,980	914	7.6	200	81	2.5
18	Barishal RWH	Kanthalia	71,869	4,189	17.2	49,405	4,059	12.2	154	9	17.1	3,773	578	6.5	150	22	6.8
19	Barishal RWH	Kawkhali	89,900	5,109	17.6	53,310	3,645	14.6	230	25	9.2	4,160	316	13.2	350	22	15.9
20	Barishal RWH	Mathbaria	56,734	14,241	4.0	13,860	15,289	0.9	45	28	1.6	7,090	1,695	4.2	50	45	1.1
21	Barishal RWH	Mehendiganj	86,796	10,200	8.5	36,945	8,512	4.3	243	17	14.3	19,080	2,582	7.4	150	17	8.8
22	Barishal RWH	Muladi	28,360	11,229	2.5	11,655	9,296	1.3	190	7	27.1	9,833	1,900	5.2	52	21	2.5
23	Barishal RWH	Nalchity	32,088	7,241	4.4	36,480	6,488	5.6	201	16	12.6	7,670	1,288	6.0	100	50	2.0
24	Barishal RWH	Nazirpur	74,508	14,810	5.0	27,025	10,301	2.6	230	32	7.2	11,170	1,354	8.2	250	36	6.9
25	Barishal RWH	Nesarabad (swarupkati)	28,956	20,552	1.4	17,585	13,148	1.3	201	41	4.9	7,428	1,436	5.2	100	61	1.6



SL	Warehouse Name	Upazila Name	Condom			Shukhi			IUD			Injectables			Implant		
			CBL	AMD	MOS	CBL	AMD	MOS	CBL	AMD	MOS	CBL	AMD	MOS	CBL	AMD	MOS
26	Barishal RWH	Pirojpur Sadar	39,604	10,249	3.9	36,327	8,289	4.4	269	30	9.0	7,174	956	7.5	170	63	2.7
27	Barishal RWH	Rajapur	58,216	5,630	10.3	40,545	5,196	7.8	130	6	21.7	3,089	598	5.2	150	25	6.0
28	Barishal RWH	Wazirpur	846,264	11,544	73.3	11,925	12,598	0.9	289	22	13.1	4,737	884	5.4	100	79	1.3
29	Bhola RWH	Bhola Sadar	35,649	10,299	3.5	21,365	11,568	1.8	137	48	2.9	9,673	5,298	1.8	310	115	2.7
30	Bhola RWH	Burhanuddin	15,864	2,723	5.8	21,335	5,901	3.6	37	14	2.6	4,489	1,240	3.6	50	21	2.4
31	Bhola RWH	Char Fasson	30,800	14,854	2.1	29,050	14,659	2.0	91	38	2.4	21,925	9,399	2.3	150	71	2.1
32	Bhola RWH	Daulat Khan	21,866	1,692	12.9	23,580	4,329	5.4	50	12	4.2	7,200	3,573	2.0	50	19	2.6
33	Bhola RWH	Lalmohan	15,186	6,564	2.3	36,285	8,300	4.4	109	18	6.1	11,036	5,214	2.1	200	32	6.3
34	Bhola RWH	Manpura	12,124	3,593	3.4	2,259	2,860	0.8	50	4	12.5	3,400	1,884	1.8	70	27	2.6
35	Bhola RWH	Tazumuddin	30,190	1,296	23.3	19,774	4,160	4.8	35	7	5.0	4,890	1,548	3.2	50	26	1.9
36	Bogura RWH	Adamdighi	38,400	7,116	5.4	265,420	4,841	54.8	40	9	4.4	990	212	4.7	200	38	5.3
37	Bogura RWH	Akkelpur	23,568	5,614	4.2	221,700	4,500	49.3	88	18	4.9	976	327	3.0	0	82	0.0
38	Bogura RWH	Atrai	43,340	11,947	3.6	48,120	10,970	4.4	87	5	17.4	1,336	426	3.1	50	42	1.2
39	Bogura RWH	Badalgachhi	25,870	8,817	2.9	44,830	10,848	4.1	17	8	2.1	2,942	1,185	2.5	50	70	0.7
40	Bogura RWH	Bogura Sadar	165,428	59,491	2.8	68,795	15,739	4.4	295	39	7.6	11,928	1,670	7.1	475	127	3.7
41	Bogura RWH	Dhamoirhat	76,407	7,511	10.2	1,018,365	7,455	136.6	54	10	5.4	2,632	569	4.6	150	29	5.2
42	Bogura RWH	Dhunat	93,000	32,930	2.8	139,970	19,271	7.3	40	9	4.4	4,363	2,054	2.1	50	61	0.8
43	Bogura RWH	Dhupchanchia	22,200	7,966	2.8	46,405	8,008	5.8	168	13	12.9	1,811	680	2.7	200	96	2.1
44	Bogura RWH	Gabtali	49,320	19,563	2.5	332,055	11,611	28.6	73	11	6.6	5,883	1,901	3.1	200	98	2.0
45	Bogura RWH	Ghoraghat	18,900	6,906	2.7	32,165	6,126	5.3	50	11	4.5	412	323	1.3	202	60	3.4
46	Bogura RWH	Hakimpur	12,320	6,003	2.1	47,045	4,052	11.6	64	5	12.8	1,453	213	6.8	150	31	4.8
47	Bogura RWH	Joypurhat Sadar	45,720	18,228	2.5	48,380	11,464	4.2	225	42	5.4	5,100	828	6.2	600	159	3.8
48	Bogura RWH	Kahaloo	38,460	16,579	2.3	30,545	10,699	2.9	75	10	7.5	2,667	860	3.1	250	116	2.2
49	Bogura RWH	Kalai	13,944	6,608	2.1	626,735	7,921	79.1	89	11	8.1	2,813	401	7.0	200	48	4.2
50	Bogura RWH	Khetlal	32,664	7,324	4.5	355,415	4,897	72.6	108	16	6.8	3,667	267	13.7	100	53	1.9

SL	Warehouse Name	Upazila Name	Condom			Shukhi			IUD			Injectables			Implant		
			CBL	AMD	MOS	CBL	AMD	MOS	CBL	AMD	MOS	CBL	AMD	MOS	CBL	AMD	MOS
51	Bogura RWH	Mahadebpur	38,280	14,495	2.6	654,960	15,398	42.5	19	6	3.2	2,714	797	3.4	50	73	0.7
52	Bogura RWH	Manda	54,490	21,179	2.6	66,405	26,104	2.5	222	67	3.3	3,847	1,808	2.1	100	66	1.5
53	Bogura RWH	Nandigram	16,700	8,519	2.0	38,300	9,882	3.9	60	4	15.0	1,670	333	5.0	150	37	4.1
54	Bogura RWH	Naogaon Sadar	53,204	20,383	2.6	65,540	12,302	5.3	95	20	4.8	2,431	1,326	1.8	200	81	2.5
55	Bogura RWH	Niamatpur	59,702	11,307	5.3	1,108,405	12,107	91.6	48	10	4.8	2,282	833	2.7	300	81	3.7
56	Bogura RWH	Panchbibi	63,740	10,981	5.8	1,381,674	7,734	178.6	48	17	2.8	2,077	823	2.5	430	88	4.9
57	Bogura RWH	Patnitala	34,104	10,506	3.2	336,330	9,867	34.1	61	8	7.6	2,119	635	3.3	150	52	2.9
58	Bogura RWH	Porsha	16,548	9,540	1.7	56,825	8,262	6.9	49	13	3.8	613	493	1.2	50	30	1.7
59	Bogura RWH	Raninagar	35,900	10,087	3.6	30,075	10,973	2.7	112	5	22.4	1,351	473	2.9	100	26	3.8
60	Bogura RWH	Sapahar	19,932	9,649	2.1	47,295	10,056	4.7	86	8	10.8	1,796	1,066	1.7	150	30	5.0
61	Bogura RWH	Sariakandi	43,188	13,641	3.2	964,070	8,072	119.4	132	26	5.1	4,836	1,054	4.6	300	101	3.0
62	Bogura RWH	Shajahanpur	100,524	39,658	2.5	23,080	12,658	1.8	58	13	4.5	4,438	983	4.5	300	90	3.3
63	Bogura RWH	Sherpur	85,680	27,879	3.1	100,875	16,108	6.3	74	18	4.1	2,429	1,494	1.6	0	91	0.0
64	Bogura RWH	Shibganj	45,300	16,562	2.7	273,420	19,521	14.0	160	11	14.5	7,900	3,308	2.4	200	69	2.9
65	Bogura RWH	Sonatola	47,980	9,213	5.2	230,270	8,954	25.7	90	40	2.3	3,284	715	4.6	200	94	2.1
66	Chattogram RWH	Anowara	17,400	8,257	2.1	113,610	9,381	12.1	120	16	7.5	1,600	668	2.4	200	43	4.7
67	Chattogram RWH	Banshkhali	22,044	11,101	2.0	19,665	9,576	2.1	112	20	5.6	3,499	1,462	2.4	300	85	3.5
68	Chattogram RWH	Boalkhali	176,721	6,693	26.4	20,862	6,161	3.4	142	33	4.3	1,118	452	2.5	250	80	3.1
69	Chattogram RWH	Chandanaish	14,700	6,232	2.4	57,280	6,998	8.2	78	27	2.9	1,770	722	2.5	450	46	9.8
70	Chattogram RWH	Dighinala	16,080	7,288	2.2	13,445	8,718	1.5	120	16	7.5	1,937	1,019	1.9	200	32	6.3
71	Chattogram RWH	Double Mooring	96,972	49,104	2.0	12,800	11,970	1.1	634	243	2.6	5,919	2,895	2.0	485	208	2.3
72	Chattogram RWH	Fatikchhari	33,000	14,230	2.3	96,550	14,295	6.8	174	12	14.5	4,324	1,999	2.2	250	190	1.3
73	Chattogram RWH	Guimara	13,200	851	15.5	10,035	2,698	3.7	129	4	32.3	1,242	176	7.1	100	0	0.0
74	Chattogram RWH	Hathazari	62,824	30,532	2.1	36,803	18,066	2.0	84	19	4.4	2,821	1,372	2.1	250	46	5.4
75	Chattogram RWH	Khagrachhari Sadar	7,652	2,909	2.6	42,700	5,215	8.2	126	29	4.3	1,034	433	2.4	156	21	7.4

SL	Warehouse Name	Upazila Name	Condom			Shukhi			IUD			Injectables			Implant		
			CBL	AMD	MOS	CBL	AMD	MOS	CBL	AMD	MOS	CBL	AMD	MOS	CBL	AMD	MOS
76	Chattogram RWH	Lakshmichhari	12,907	832	15.5	57,489	1,838	31.3	65	12	5.4	277	101	2.7	150	23	6.5
77	Chattogram RWH	Lohagara	17,706	5,766	3.1	282,508	7,190	39.3	106	18	5.9	3,148	1,265	2.5	200	34	5.9
78	Chattogram RWH	Mahalchhari	7,332	3,108	2.4	18,020	4,077	4.4	64	10	6.4	565	288	2.0	50	22	2.3
79	Chattogram RWH	Manikchhari	14,584	941	15.5	56,475	1,722	32.8	90	8	11.3	975	458	2.1	250	39	6.4
80	Chattogram RWH	Matiranga	21,800	7,735	2.8	11,615	6,479	1.8	111	30	3.7	2,001	900	2.2	270	40	6.8
81	Chattogram RWH	Mirsharai	26,464	11,000	2.4	35,481	12,533	2.8	105	36	2.9	3,566	1,712	2.1	300	64	4.7
82	Chattogram RWH	Panchhari	9,610	2,699	3.6	10,450	4,243	2.5	131	7	18.7	451	187	2.4	100	30	3.3
83	Chattogram RWH	Panchlaish	71,160	39,667	1.8	27,325	9,299	2.9	357	127	2.8	4,817	2,551	1.9	260	140	1.9
84	Chattogram RWH	Patiya	29,700	14,423	2.1	41,795	15,006	2.8	285	88	3.2	4,006	1,718	2.3	500	116	4.3
85	Chattogram RWH	Ramgarh	27,976	2,943	9.5	35,475	3,722	9.5	118	5	23.6	606	164	3.7	200	20	10.0
86	Chattogram RWH	Rangunia	33,936	13,814	2.5	29,975	12,506	2.4	142	42	3.4	3,447	1,493	2.3	300	127	2.4
87	Chattogram RWH	Raozan	18,732	9,788	1.9	34,445	9,370	3.7	127	51	2.5	2,465	1,125	2.2	550	107	5.1
88	Chattogram RWH	Sandwip	47,194	8,767	5.4	50,940	11,251	4.5	186	13	14.3	7,197	1,305	5.5	350	102	3.4
89	Chattogram RWH	Satkania	22,260	10,736	2.1	50,655	10,378	4.9	65	24	2.7	1,709	706	2.4	400	77	5.2
90	Chattogram RWH	Sitakunda	28,170	13,089	2.2	38,475	9,994	3.8	119	48	2.5	3,129	1,234	2.5	150	65	2.3
91	Cox's Bazar RWH	Chakaria	12,852	12,602	1.0	64,620	12,761	5.1	180	75	2.4	3,319	3,153	1.1	300	182	1.6
92	Cox's Bazar RWH	Cox's Bazar Sadar	51,420	19,299	2.7	14,565	16,455	0.9	176	45	3.9	3,679	3,209	1.1	228	101	2.3
93	Cox's Bazar RWH	Kutubdia	44,652	2,916	15.3	29,685	2,930	10.1	46	36	1.3	5,840	1,002	5.8	600	108	5.6
94	Cox's Bazar RWH	Maheshkhali	145,895	6,082	24.0	4,645	15,931	0.3	98	51	1.9	3,608	3,171	1.1	300	124	2.4
95	Cox's Bazar RWH	Pekua	128,400	7,837	16.4	195,925	7,401	26.5	113	35	3.2	2,574	2,784	0.9	200	81	2.5
96	Cox's Bazar RWH	Ramu	8,820	11,925	0.7	104,520	6,174	16.9	109	55	2.0	1,981	1,774	1.1	200	108	1.9
97	Cox's Bazar RWH	Teknaf	34,052	22,546	1.5	247,735	13,280	18.7	100	75	1.3	7,266	4,105	1.8	100	117	0.9
98	Cox's Bazar RWH	Ukhia	19,488	7,196	2.7	67,240	6,220	10.8	132	52	2.5	3,517	1,235	2.8	0	123	0.0
99	Cumilla RWH	Akhaura	33,592	5,606	6.0	27,366	4,409	6.2	149	12	12.4	1,757	690	2.5	50	17	2.9
100	Cumilla RWH	Ashuganj	88,000	11,331	7.8	26,385	6,750	3.9	129	22	5.9	2,711	820	3.3	200	48	4.2

SL	Warehouse Name	Upazila Name	Condom			Shukhi			IUD			Injectables			Implant		
			CBL	AMD	MOS	CBL	AMD	MOS	CBL	AMD	MOS	CBL	AMD	MOS	CBL	AMD	MOS
101	Cumilla RWH	Banchharampur	67,800	13,729	4.9	61,885	9,562	6.5	145	38	3.8	4,015	1,547	2.6	400	112	3.6
102	Cumilla RWH	Barura	67,584	12,344	5.5	15,020	15,232	1.0	139	40	3.5	6,217	2,874	2.2	200	46	4.3
103	Cumilla RWH	Bijoy Nagar	77,808	9,386	8.3	58,181	8,548	6.8	226	14	16.1	3,259	1,271	2.6	150	40	3.8
104	Cumilla RWH	Brahman Para	47,300	7,321	6.5	39,555	6,947	5.7	84	23	3.7	2,705	717	3.8	10	48	0.2
105	Cumilla RWH	Brahmanbaria Sadar	107,800	21,484	5.0	78,520	10,590	7.4	229	73	3.1	6,216	1,932	3.2	50	108	0.5
106	Cumilla RWH	Burichang	77,078	22,066	3.5	61,780	16,421	3.8	164	39	4.2	4,164	1,710	2.4	300	77	3.9
107	Cumilla RWH	Chandina	89,844	11,137	8.1	58,598	13,972	4.2	127	30	4.2	7,740	2,606	3.0	100	35	2.9
108	Cumilla RWH	Chandpur Sadar	109,800	13,076	8.4	42,200	11,922	3.5	254	105	2.4	4,917	2,395	2.1	250	100	2.5
109	Cumilla RWH	Chaudagram	95,084	16,073	5.9	42,705	15,449	2.8	383	23	16.7	6,895	3,390	2.0	200	38	5.3
110	Cumilla RWH	Cumilla Adarsha Sadar	126,400	42,273	3.0	31,460	16,018	2.0	283	86	3.3	6,150	2,659	2.3	153	132	1.2
111	Cumilla RWH	Cumilla Sadar Dakshin	98,796	10,194	9.7	20,330	9,939	2.0	136	21	6.5	4,713	1,779	2.6	130	47	2.8
112	Cumilla RWH	Daudkandi	64,728	9,933	6.5	39,070	10,424	3.7	201	62	3.2	3,537	1,727	2.0	250	41	6.1
113	Cumilla RWH	Debidwar	120,900	14,015	8.6	66,670	15,437	4.3	428	83	5.2	5,174	2,750	1.9	300	49	6.1
114	Cumilla RWH	Faridganj	74,300	9,970	7.5	63,160	10,770	5.9	270	70	3.9	3,535	2,045	1.7	250	147	1.7
115	Cumilla RWH	Haim Char	13,200	2,896	4.6	15,870	4,257	3.7	107	24	4.5	2,213	393	5.6	100	23	4.3
116	Cumilla RWH	Hajiganj	55,200	5,100	10.8	62,410	9,253	6.7	252	47	5.4	4,061	1,786	2.3	200	57	3.5
117	Cumilla RWH	Homna	89,724	14,602	6.1	27,340	9,100	3.0	103	24	4.3	3,955	1,015	3.9	150	25	6.0
118	Cumilla RWH	Kachua	54,915	8,671	6.3	46,415	10,079	4.6	226	48	4.7	5,819	2,879	2.0	100	47	2.1
119	Cumilla RWH	Kasba	73,100	17,947	4.1	32,090	12,489	2.6	156	51	3.1	2,764	1,090	2.5	150	152	1.0
120	Cumilla RWH	Laksam	42,500	6,869	6.2	19,800	6,257	3.2	38	17	2.2	3,855	1,413	2.7	210	36	5.8
121	Cumilla RWH	Lalmaj	7,008	3,923	1.8	9,310	6,037	1.5	161	7	23.0	2,403	782	3.1	100	18	5.6
122	Cumilla RWH	Manoharganj	66,900	9,188	7.3	30,060	7,928	3.8	95	10	9.5	2,804	1,217	2.3	200	36	5.6
123	Cumilla RWH	Matlab Dakshin	60,228	5,627	10.7	52,247	6,185	8.4	100	15	6.7	3,880	1,454	2.7	200	47	4.3
124	Cumilla RWH	Matlab Uttar	89,400	9,870	9.1	49,150	10,889	4.5	152	66	2.3	3,771	1,216	3.1	150	90	1.7
125	Cumilla RWH	Meghna	39,000	5,739	6.8	34,445	4,775	7.2	100	18	5.6	2,493	767	3.3	200	56	3.6

SL	Warehouse Name	Upazila Name	Condom			Shukhi			IUD			Injectables			Implant		
			CBL	AMD	MOS	CBL	AMD	MOS	CBL	AMD	MOS	CBL	AMD	MOS	CBL	AMD	MOS
126	Cumilla RWH	Muradnagar	161,066	25,885	6.2	58,873	16,351	3.6	179	40	4.5	7,173	2,518	2.8	100	191	0.5
127	Cumilla RWH	Nabinagar	130,429	17,294	7.5	54,208	11,775	4.6	168	34	4.9	1,921	1,513	1.3	100	125	0.8
128	Cumilla RWH	Nangalkot	81,700	15,055	5.4	26,411	7,766	3.4	75	24	3.1	3,888	1,880	2.1	200	63	3.2
129	Cumilla RWH	Nasirnagar	67,296	8,194	8.2	49,845	11,975	4.2	100	16	6.3	3,121	1,035	3.0	350	83	4.2
130	Cumilla RWH	Sarail	89,400	18,541	4.8	37,525	9,517	3.9	190	13	14.6	4,306	1,484	2.9	200	81	2.5
131	Cumilla RWH	Shahrasti	29,900	3,804	7.9	40,870	6,131	6.7	148	29	5.1	4,778	1,795	2.7	350	42	8.3
132	Cumilla RWH	Titas	58,452	11,111	5.3	37,690	5,064	7.4	143	30	4.8	4,193	1,498	2.8	100	26	3.8
133	Dhaka CWH	Araihazar	65,216	13,661	4.8	40,110	18,356	2.2	170	42	4.0	4,345	2,118	2.1	299	91	3.3
134	Dhaka CWH	Bandar	68,309	31,584	2.2	59,298	14,469	4.1	74	18	4.1	4,225	1,957	2.2	50	56	0.9
135	Dhaka CWH	Belabo	19,512	8,317	2.3	6,400	7,303	0.9	93	15	6.2	1,722	860	2.0	300	44	6.8
136	Dhaka CWH	Daulatpur	26,976	10,902	2.5	20,050	9,044	2.2	62	8	7.8	2,111	986	2.1	100	55	1.8
137	Dhaka CWH	Dhamrai	47,304	23,064	2.1	11,164	16,949	0.7	323	122	2.6	2,759	1,453	1.9	350	75	4.7
138	Dhaka CWH	Dohar	28,960	12,031	2.4	18,980	6,509	2.9	82	10	8.2	1,496	677	2.2	0	37	0.0
139	Dhaka CWH	Gazaria	14,728	7,510	2.0	22,500	5,362	4.2	68	16	4.3	1,511	711	2.1	301	27	11.1
140	Dhaka CWH	Gazipur Sadar	47,340	42,943	1.1	39,240	13,033	3.0	150	48	3.1	2,704	1,627	1.7	250	56	4.5
141	Dhaka CWH	Ghior	19,596	8,668	2.3	66,655	5,434	12.3	54	10	5.4	1,037	492	2.1	200	36	5.6
142	Dhaka CWH	Harirampur	41,240	12,149	3.4	76,550	4,795	16.0	87	4	21.8	738	330	2.2	1,073	28	38.3
143	Dhaka CWH	Kaliakair	46,765	23,720	2.0	21,698	16,535	1.3	86	30	2.9	1,738	782	2.2	200	53	3.8
144	Dhaka CWH	Kaliganj	60,920	30,646	2.0	54,660	11,396	4.8	113	12	9.4	3,095	1,530	2.0	250	21	11.9
145	Dhaka CWH	Kapasia	33,960	16,377	2.1	23,965	11,301	2.1	100	8	12.5	1,308	612	2.1	500	76	6.6
146	Dhaka CWH	Keraniganj	74,100	36,511	2.0	54,340	16,196	3.4	200	99	2.0	4,684	2,523	1.9	350	118	3.0
147	Dhaka CWH	Lohajang	22,116	10,041	2.2	34,240	6,352	5.4	106	9	11.8	1,118	539	2.1	300	33	9.1
148	Dhaka CWH	Manikganj Sadar	51,600	22,964	2.2	57,600	10,973	5.2	330	15	22.0	1,929	803	2.4	600	138	4.3
149	Dhaka CWH	Manohardi	27,700	12,244	2.3	78,505	7,877	10.0	129	29	4.4	3,832	1,892	2.0	400	33	12.1
150	Dhaka CWH	Mirpur	126,840	122,962	1.0	86,232	22,650	3.8	710	266	2.7	12,826	7,017	1.8	420	338	1.2

SL	Warehouse Name	Upazila Name	Condom			Shukhi			IUD			Injectables			Implant		
			CBL	AMD	MOS	CBL	AMD	MOS	CBL	AMD	MOS	CBL	AMD	MOS	CBL	AMD	MOS
151	Dhaka CWH	Munshiganj Sadar	55,104	25,497	2.2	54,270	15,079	3.6	151	22	6.9	3,033	1,443	2.1	300	46	6.5
152	Dhaka CWH	Narayanganj Sadar	149,628	72,792	2.1	27,050	41,003	0.7	82	33	2.5	14,928	7,073	2.1	50	112	0.4
153	Dhaka CWH	Narsingdi Sadar	118,022	46,310	2.5	201	38,162	0.0	381	110	3.5	15,719	6,421	2.4	558	107	5.2
154	Dhaka CWH	Nawabganj	35,899	15,548	2.3	75,960	8,491	8.9	45	14	3.2	1,472	656	2.2	310	49	6.3
155	Dhaka CWH	Palash	27,600	12,577	2.2	160	9,350	0.0	124	13	9.5	2,056	922	2.2	200	40	5.0
156	Dhaka CWH	Roypura	88,356	41,788	2.1	81,340	20,450	4.0	253	84	3.0	7,542	3,571	2.1	0	54	0.0
157	Dhaka CWH	Rupganj	70,120	32,026	2.2	119,626	31,080	3.8	215	38	5.7	6,046	2,876	2.1	300	80	3.8
158	Dhaka CWH	Saturia	27,900	11,746	2.4	17,030	7,924	2.1	60	25	2.4	1,568	613	2.6	300	43	7.0
159	Dhaka CWH	Savar	191,800	70,648	2.7	8,125	22,864	0.4	278	94	3.0	7,957	3,659	2.2	300	94	3.2
160	Dhaka CWH	Serajdikhan	36,248	14,591	2.5	73,118	13,033	5.6	169	29	5.8	1,957	840	2.3	300	62	4.8
161	Dhaka CWH	Shibalaya	25,200	10,141	2.5	31,910	7,469	4.3	105	10	10.5	1,644	775	2.1	150	53	2.8
162	Dhaka CWH	Shibpur	39,236	18,089	2.2	65,660	12,369	5.3	59	17	3.5	3,606	1,736	2.1	100	51	2.0
163	Dhaka CWH	Singair	56,820	18,330	3.1	112,220	9,906	11.3	151	16	9.4	1,350	597	2.3	500	49	10.2
164	Dhaka CWH	Sonargaon	50,753	23,225	2.2	72,802	19,302	3.8	68	22	3.1	5,201	2,655	2.0	200	57	3.5
165	Dhaka CWH	Sreenagar	28,084	12,414	2.3	112,000	8,422	13.3	44	19	2.3	1,289	645	2.0	300	41	7.3
166	Dhaka CWH	Sreepur	52,560	23,347	2.3	37,000	16,615	2.2	90	27	3.3	2,768	1,277	2.2	600	83	7.2
167	Dhaka CWH	Tejgaon	251,000	154,762	1.6	200,880	46,747	4.3	830	280	3.0	18,550	8,293	2.2	840	378	2.2
168	Dhaka CWH	Tongi	54,632	23,509	2.3	39,990	7,160	5.6	188	35	5.4	1,344	629	2.1	90	62	1.5
169	Dhaka CWH	Tongibari	24,772	10,783	2.3	59,830	7,284	8.2	102	9	11.3	908	419	2.2	350	20	17.5
170	Dinajpur RWH	Atwari	14,386	2,387	6.0	26,030	5,185	5.0	138	5	27.6	2,159	613	3.5	100	24	4.2
171	Dinajpur RWH	Baliadangi	22,800	2,959	7.7	42,325	5,573	7.6	98	8	12.3	3,979	1,484	2.7	100	29	3.4
172	Dinajpur RWH	Biral	23,126	7,957	2.9	60,285	11,293	5.3	149	10	14.9	5,992	819	7.3	60	61	1.0
173	Dinajpur RWH	Birampur	21,900	5,954	3.7	42,350	5,845	7.2	158	11	14.4	2,907	241	12.1	50	42	1.2
174	Dinajpur RWH	Birganj	19,776	8,954	2.2	58,560	18,308	3.2	113	19	5.9	4,524	1,760	2.6	50	154	0.3
175	Dinajpur RWH	Bochaganj	23,176	4,429	5.2	42,380	7,907	5.4	221	24	9.2	3,013	649	4.6	300	76	3.9

SL	Warehouse Name	Upazila Name	Condom			Shukhi			IUD			Injectables			Implant		
			CBL	AMD	MOS	CBL	AMD	MOS	CBL	AMD	MOS	CBL	AMD	MOS	CBL	AMD	MOS
176	Dinajpur RWH	Boda	18,900	6,311	3.0	8,400	14,493	0.6	147	5	29.4	5,755	1,949	3.0	200	102	2.0
177	Dinajpur RWH	Chirirbandar	17,945	6,386	2.8	75,210	11,703	6.4	134	8	16.8	3,844	1,229	3.1	0	82	0.0
178	Dinajpur RWH	Debiganj	28,900	8,485	3.4	46,240	16,304	2.8	204	24	8.5	7,376	2,919	2.5	300	61	4.9
179	Dinajpur RWH	Dinajpur Sadar	53,300	21,019	2.5	51,875	15,046	3.4	224	29	7.7	6,663	2,169	3.1	20	235	0.1
180	Dinajpur RWH	Fulbari	17,628	7,955	2.2	40,460	8,132	5.0	178	21	8.5	3,206	303	10.6	50	46	1.1
181	Dinajpur RWH	Haripur	19,900	2,502	8.0	28,943	5,269	5.5	101	11	9.2	3,234	379	8.5	2	13	0.2
182	Dinajpur RWH	Kaharole	21,600	3,116	6.9	23,520	9,730	2.4	173	18	9.6	3,267	594	5.5	100	85	1.2
183	Dinajpur RWH	Khansama	27,300	3,952	6.9	66,960	12,973	5.2	116	9	12.9	4,900	1,403	3.5	300	121	2.5
184	Dinajpur RWH	Nawabganj	26,200	9,569	2.7	52,220	11,334	4.6	186	6	31.0	4,152	1,212	3.4	100	57	1.8
185	Dinajpur RWH	Panchagarh Sadar	24,000	7,966	3.0	12,020	11,477	1.0	169	16	10.6	5,525	1,940	2.8	50	44	1.1
186	Dinajpur RWH	Parbatipur	43,740	19,036	2.3	52,840	14,249	3.7	274	37	7.4	5,598	1,677	3.3	100	118	0.8
187	Dinajpur RWH	Pirganj	32,270	4,942	6.5	54,155	9,111	5.9	118	27	4.4	3,590	877	4.1	200	67	3.0
188	Dinajpur RWH	Ranisankail	22,896	4,630	4.9	27,190	11,909	2.3	129	8	16.1	2,668	956	2.8	200	50	4.0
189	Dinajpur RWH	Tentulia	20,652	4,688	4.4	18,160	5,783	3.1	118	16	7.4	3,609	473	7.6	50	37	1.4
190	Dinajpur RWH	Thakurgaon Sadar	37,800	14,591	2.6	62,485	22,393	2.8	290	19	15.3	12,983	5,124	2.5	10	161	0.1
191	Faridpur RWH	Alfadanga	81,560	5,936	13.7	20,175	3,319	6.1	72	7	10.3	807	468	1.7	100	67	1.5
192	Faridpur RWH	Baliakandi	245,604	19,091	12.9	56,062	10,550	5.3	151	31	4.9	5,078	953	5.3	250	36	6.9
193	Faridpur RWH	Bhanga	141,225	22,368	6.3	111,812	13,609	8.2	100	69	1.4	1,929	784	2.5	400	170	2.4
194	Faridpur RWH	Bhedarganj	32,200	6,170	5.2	37,800	7,776	4.9	288	21	13.7	3,263	1,418	2.3	300	45	6.7
195	Faridpur RWH	Boalmari	47,600	11,620	4.1	46,990	10,416	4.5	74	13	5.7	2,672	947	2.8	300	115	2.6
196	Faridpur RWH	Char Bhadrasan	20,146	4,746	4.2	8,995	2,546	3.5	57	12	4.8	856	148	5.8	100	43	2.3
197	Faridpur RWH	Damudya	27,180	4,138	6.6	20,095	2,816	7.1	136	13	10.5	994	272	3.7	100	10	10.0
198	Faridpur RWH	Faridpur Sadar	94,812	40,046	2.4	48,005	18,293	2.6	80	29	2.8	10,606	3,012	3.5	650	158	4.1
199	Faridpur RWH	Goalanda	317,040	5,131	61.8	41,760	3,703	11.3	74	9	8.2	1,832	652	2.8	200	51	3.9
200	Faridpur RWH	Gopalganj Sadar	88,066	29,477	3.0	49,325	15,556	3.2	130	30	4.3	3,542	1,128	3.1	350	142	2.5

SL	Warehouse Name	Upazila Name	Condom			Shukhi			IUD			Injectables			Implant		
			CBL	AMD	MOS	CBL	AMD	MOS	CBL	AMD	MOS	CBL	AMD	MOS	CBL	AMD	MOS
201	Faridpur RWH	Gosairhat	248,364	8,491	29.3	23,025	6,847	3.4	130	16	8.1	2,460	794	3.1	200	26	7.7
202	Faridpur RWH	Kalkini	100,800	16,343	6.2	63,705	13,488	4.7	243	38	6.4	4,081	1,328	3.1	300	72	4.2
203	Faridpur RWH	Kalukhali	61,500	7,552	8.1	35,725	8,581	4.2	205	7	29.3	1,216	457	2.7	0	38	0.0
204	Faridpur RWH	Kashiani	80,400	14,918	5.4	32,380	10,049	3.2	40	9	4.4	1,678	758	2.2	200	65	3.1
205	Faridpur RWH	Kotalipara	38,400	11,113	3.5	53,040	14,813	3.6	63	9	7.0	2,913	715	4.1	350	72	4.9
206	Faridpur RWH	Madaripur Sadar	51,080	16,298	3.1	67,530	20,653	3.3	228	48	4.8	8,673	3,346	2.6	100	86	1.2
207	Faridpur RWH	Madhukhali	275,268	10,911	25.2	61,665	11,666	5.3	252	45	5.6	3,601	939	3.8	300	86	3.5
208	Faridpur RWH	Muksudpur	88,968	21,579	4.1	61,880	23,726	2.6	68	19	3.6	6,068	1,885	3.2	200	73	2.7
209	Faridpur RWH	Nagarkanda	96,432	13,846	7.0	44,710	10,289	4.3	247	27	9.1	1,613	484	3.3	200	45	4.4
210	Faridpur RWH	Naria	249,119	8,645	28.8	21,125	9,233	2.3	91	12	7.6	1,433	546	2.6	300	38	7.9
211	Faridpur RWH	Pangsha	168,800	11,775	14.3	43,050	10,945	3.9	63	16	3.9	4,314	1,048	4.1	300	81	3.7
212	Faridpur RWH	Rajbari Sadar	58,220	20,624	2.8	55,330	12,075	4.6	403	83	4.9	5,387	1,334	4.0	650	166	3.9
213	Faridpur RWH	Rajoir	32,580	9,062	3.6	30,697	10,702	2.9	71	6	11.8	2,284	865	2.6	100	44	2.3
214	Faridpur RWH	Sadarpur	201,256	17,238	11.7	24,235	7,266	3.3	92	9	10.2	1,173	492	2.4	200	66	3.0
215	Faridpur RWH	Saltha	48,432	10,931	4.4	29,985	8,297	3.6	75	19	3.9	2,005	527	3.8	200	75	2.7
216	Faridpur RWH	Shariatpur Sadar	32,632	8,558	3.8	22,750	6,643	3.4	204	50	4.1	2,847	592	4.8	100	69	1.4
217	Faridpur RWH	Shib Char	14,536	16,704	0.9	38,520	14,377	2.7	140	29	4.8	3,788	1,423	2.7	100	58	1.7
218	Faridpur RWH	Tungipara	26,128	8,489	3.1	19,570	5,582	3.5	110	11	10.0	2,076	419	5.0	100	34	2.9
219	Faridpur RWH	Zanjira	171,069	11,998	14.3	34,781	7,166	4.9	91	17	5.4	2,912	793	3.7	250	25	10.0
220	Jamalpur RWH	Bakshiganj	21,108	10,577	2.0	8,920	9,319	1.0	23	2	11.5	1,790	694	2.6	250	40	6.3
221	Jamalpur RWH	Char Rajibpur	33,600	14,977	2.2	8,200	3,202	2.6	56	2	28.0	1,917	855	2.2	150	30	5.0
222	Jamalpur RWH	Dewanganj	27,680	17,055	1.6	19,680	10,263	1.9	43	11	3.9	3,600	2,003	1.8	200	104	1.9
223	Jamalpur RWH	Islampur	55,872	27,838	2.0	57,630	17,600	3.3	73	30	2.4	3,238	1,405	2.3	200	78	2.6
224	Jamalpur RWH	Jamalpur Sadar	57,600	45,078	1.3	58,000	35,498	1.6	160	40	4.0	10,000	4,464	2.2	300	131	2.3
225	Jamalpur RWH	Jhenaigati	25,375	12,669	2.0	19,440	12,413	1.6	41	6	6.8	2,951	1,624	1.8	150	43	3.5



SL	Warehouse Name	Upazila Name	Condom			Shukhi			IUD			Injectables			Implant		
			CBL	AMD	MOS	CBL	AMD	MOS	CBL	AMD	MOS	CBL	AMD	MOS	CBL	AMD	MOS
226	Jamalpur RWH	Madarganj	28,410	10,750	2.6	21,600	10,090	2.1	140	16	8.8	1,650	594	2.8	200	94	2.1
227	Jamalpur RWH	Melandaha	30,000	14,258	2.1	20,760	14,333	1.4	120	26	4.6	2,900	1,179	2.5	250	75	3.3
228	Jamalpur RWH	Nakla	27,816	12,124	2.3	57,440	10,992	5.2	88	9	9.8	1,725	1,148	1.5	200	31	6.5
229	Jamalpur RWH	Nalitabari	32,988	15,127	2.2	20,150	12,602	1.6	119	12	9.9	2,257	1,242	1.8	100	56	1.8
230	Jamalpur RWH	Raumari	40,200	18,916	2.1	14,880	8,783	1.7	55	17	3.2	3,298	1,257	2.6	200	36	5.6
231	Jamalpur RWH	Sarishabari	68,400	28,467	2.4	40,320	16,541	2.4	101	36	2.8	3,040	1,531	2.0	100	47	2.1
232	Jamalpur RWH	Sherpur Sadar	48,800	28,610	1.7	30,830	25,229	1.2	47	21	2.2	7,340	3,687	2.0	300	130	2.3
233	Jamalpur RWH	Sreebardi	48,920	16,552	3.0	47,029	15,470	3.0	76	8	9.5	987	713	1.4	310	79	3.9
234	Jashore RWH	Abhaynagar	34,596	16,143	2.1	27,820	9,420	3.0	140	8	17.5	3,180	1,448	2.2	150	43	3.5
235	Jashore RWH	Bagher Para	68,984	10,345	6.7	24,945	7,366	3.4	113	18	6.3	2,088	980	2.1	200	61	3.3
236	Jashore RWH	Chaugachha	45,300	20,153	2.2	17,965	10,550	1.7	91	6	15.2	1,738	827	2.1	150	59	2.5
237	Jashore RWH	Harinakunda	25,152	9,578	2.6	21,295	11,769	1.8	102	11	9.3	1,649	761	2.2	200	59	3.4
238	Jashore RWH	Jashore Sadar	164,100	64,513	2.5	121,070	35,787	3.4	110	33	3.3	13,459	4,399	3.1	160	109	1.5
239	Jashore RWH	Jhenaidah Sadar	51,455	19,497	2.6	32,080	14,787	2.2	151	38	4.0	3,675	1,569	2.3	300	75	4.0
240	Jashore RWH	Jhikargachha	41,680	18,526	2.2	31,480	10,157	3.1	30	11	2.7	2,800	1,269	2.2	55	41	1.3
241	Jashore RWH	Kalia	35,676	17,039	2.1	31,410	11,397	2.8	325	16	20.3	1,431	691	2.1	400	73	5.5
242	Jashore RWH	Kaliganj	38,200	16,253	2.4	38,535	12,446	3.1	84	8	10.5	1,561	739	2.1	250	61	4.1
243	Jashore RWH	Keshabpur	30,500	13,074	2.3	20,340	8,341	2.4	295	8	36.9	4,186	1,753	2.4	300	41	7.3
244	Jashore RWH	Kotchandpur	21,000	6,326	3.3	35,835	4,803	7.5	50	4	12.5	950	465	2.0	400	29	13.8
245	Jashore RWH	Lohagara	44,048	17,618	2.5	47,220	10,178	4.6	194	11	17.6	3,555	1,571	2.3	850	47	18.1
246	Jashore RWH	Magura Sadar	83,284	26,546	3.1	49,980	22,330	2.2	218	89	2.4	6,158	2,699	2.3	250	151	1.7
247	Jashore RWH	Maheshpur	19,300	11,804	1.6	41,338	9,688	4.3	138	13	10.6	4,900	2,174	2.3	200	34	5.9
248	Jashore RWH	Manirampur	55,900	26,372	2.1	35,400	20,091	1.8	106	14	7.6	10,992	5,284	2.1	100	63	1.6
249	Jashore RWH	Mohammadpur	31,260	7,517	4.2	42,525	8,952	4.8	197	10	19.7	2,622	791	3.3	100	34	2.9
250	Jashore RWH	Narail Sadar	47,926	22,820	2.1	28,565	16,036	1.8	235	19	12.4	3,224	1,690	1.9	100	58	1.7

SL	Warehouse Name	Upazila Name	Condom			Shukhi			IUD			Injectables			Implant		
			CBL	AMD	MOS	CBL	AMD	MOS	CBL	AMD	MOS	CBL	AMD	MOS	CBL	AMD	MOS
251	Jashore RWH	Shailkupa	45,720	20,000	2.3	42,595	15,752	2.7	357	13	27.5	3,167	1,507	2.1	400	97	4.1
252	Jashore RWH	Shalikha	15,612	6,766	2.3	42,598	8,237	5.2	113	9	12.6	1,239	595	2.1	100	41	2.4
253	Jashore RWH	Sharsha	64,908	35,965	1.8	43,115	13,039	3.3	42	15	2.8	4,954	2,571	1.9	100	57	1.8
254	Jashore RWH	Sreepur	60,444	9,795	6.2	11,535	7,865	1.5	113	14	8.1	1,169	615	1.9	400	49	8.2
255	Khulna RWH	Assasuni	89,844	13,414	6.7	125,680	20,995	6.0	55	7	7.9	5,977	1,389	4.3	250	50	5.0
256	Khulna RWH	Bagerhat Sadar	53,076	16,221	3.3	42,485	12,648	3.4	85	10	8.5	4,483	1,045	4.3	100	55	1.8
257	Khulna RWH	Batiaghata	216,600	10,927	19.8	168,990	9,569	17.7	55	7	7.9	1,450	663	2.2	200	47	4.3
258	Khulna RWH	Chitalmari	59,028	16,754	3.5	274,870	10,213	26.9	15	4	3.8	3,949	1,531	2.6	200	41	4.9
259	Khulna RWH	Dacope	64,500	6,229	10.4	420,515	7,451	56.4	100	21	4.8	2,246	490	4.6	300	101	3.0
260	Khulna RWH	Daulatpur	188,500	48,386	3.9	245,539	20,779	11.8	110	15	7.3	9,600	3,846	2.5	400	46	8.7
261	Khulna RWH	Debhata	61,500	13,164	4.7	66,660	8,156	8.2	80	5	16.0	2,804	434	6.5	200	25	8.0
262	Khulna RWH	Dumuria	259,500	26,926	9.6	372,145	23,856	15.6	179	27	6.6	8,654	2,230	3.9	500	127	3.9
263	Khulna RWH	Fakirhat	50,900	9,014	5.6	148,400	6,899	21.5	67	4	16.8	2,150	463	4.6	300	39	7.7
264	Khulna RWH	Kachua	24,288	6,344	3.8	62,424	5,219	12.0	59	9	6.6	1,893	511	3.7	200	17	11.8
265	Khulna RWH	Kalaroa	110,520	20,278	5.5	300,095	6,939	43.2	91	5	18.2	3,822	931	4.1	400	24	16.7
266	Khulna RWH	Kaliganj	65,100	25,602	2.5	143,660	20,890	6.9	126	7	18.0	5,212	1,366	3.8	300	63	4.8
267	Khulna RWH	Khulna Sadar	968,008	60,307	16.1	762,820	13,271	57.5	360	107	3.4	12,861	2,604	4.9	350	38	9.2
268	Khulna RWH	Koyra	812,400	13,002	62.5	127,285	18,524	6.9	60	12	5.0	2,909	611	4.8	500	68	7.4
269	Khulna RWH	Mollahat	47,139	8,507	5.5	215,950	8,694	24.8	32	2	16.0	1,753	442	4.0	300	39	7.7
270	Khulna RWH	Mongla	64,556	12,358	5.2	82,408	8,682	9.5	83	13	6.4	3,649	1,017	3.6	350	36	9.7
271	Khulna RWH	Morrelganj	61,200	13,376	4.6	619,265	15,307	40.5	207	67	3.1	5,885	1,516	3.9	450	92	4.9
272	Khulna RWH	Paikgachha	305,700	13,502	22.6	496,590	18,164	27.3	51	9	5.7	1,861	896	2.1	100	70	1.4
273	Khulna RWH	Phultala	677,100	12,073	56.1	575,635	4,924	116.9	70	26	2.7	1,680	543	3.1	400	54	7.4
274	Khulna RWH	Rampal	8,600	12,385	0.7	22,005	9,462	2.3	93	10	9.3	2,410	522	4.6	300	29	10.3
275	Khulna RWH	Rupsa	52,400	13,625	3.8	50,120	9,679	5.2	81	12	6.8	1,997	464	4.3	300	47	6.4

SL	Warehouse Name	Upazila Name	Condom			Shukhi			IUD			Injectables			Implant		
			CBL	AMD	MOS	CBL	AMD	MOS	CBL	AMD	MOS	CBL	AMD	MOS	CBL	AMD	MOS
276	Khulna RWH	Sarankhola	32,200	6,984	4.6	126,690	5,551	22.8	30	4	7.5	1,295	939	1.4	100	61	1.6
277	Khulna RWH	Satkhira Sadar	143,900	44,203	3.3	92,475	17,528	5.3	149	22	6.8	8,782	3,498	2.5	390	67	5.8
278	Khulna RWH	Shyamnagar	79,232	17,861	4.4	130,680	20,999	6.2	86	10	8.6	3,602	977	3.7	200	67	3.0
279	Khulna RWH	Tala	78,744	18,147	4.3	271,370	16,452	16.5	157	41	3.8	7,425	2,096	3.5	200	51	3.9
280	Khulna RWH	Terokhada	62,500	13,453	4.6	292,035	6,322	46.2	103	7	14.7	1,062	320	3.3	350	37	9.5
281	Kushtia RWH	Alamdanga	35,460	16,474	2.2	33,880	15,731	2.2	53	10	5.3	4,388	1,965	2.2	300	76	3.9
282	Kushtia RWH	Bheramara	33,192	14,778	2.2	38,565	7,791	4.9	47	5	9.4	2,209	1,003	2.2	150	38	3.9
283	Kushtia RWH	Chuadanga Sadar	61,200	31,012	2.0	35,915	10,726	3.3	59	18	3.3	6,180	3,044	2.0	500	49	10.2
284	Kushtia RWH	Damurhuda	42,552	19,267	2.2	29,945	11,873	2.5	51	16	3.2	6,244	2,921	2.1	150	73	2.1
285	Kushtia RWH	Daulatpur	99,500	39,950	2.5	102,340	19,563	5.2	206	3	68.7	7,302	3,550	2.1	300	40	7.5
286	Kushtia RWH	Gangni	48,372	22,383	2.2	26,965	11,619	2.3	23	13	1.8	7,871	3,906	2.0	400	29	13.8
287	Kushtia RWH	Jiban Nagar	13,600	5,307	2.6	17,590	6,192	2.8	72	23	3.1	2,864	1,141	2.5	100	71	1.4
288	Kushtia RWH	Khoksa	30,000	14,103	2.1	34,825	7,716	4.5	25	2	12.5	717	314	2.3	100	19	5.3
289	Kushtia RWH	Kumarkhali	46,474	21,381	2.2	46,615	10,455	4.5	68	5	13.6	2,728	1,231	2.2	300	48	6.3
290	Kushtia RWH	Kushtia Sadar	95,500	42,258	2.3	61,075	21,100	2.9	148	52	2.8	10,044	4,203	2.4	410	157	2.6
291	Kushtia RWH	Meherpur Sadar	61,080	27,483	2.2	31,540	8,124	3.9	41	14	2.9	5,475	2,685	2.0	350	37	9.5
292	Kushtia RWH	Mirpur	55,600	24,216	2.3	85,850	14,102	6.1	39	4	9.8	4,229	1,827	2.3	300	40	7.5
293	Kushtia RWH	Mujib Nagar	16,624	6,888	2.4	7,575	2,149	3.5	20	8	2.5	2,145	920	2.3	100	13	7.7
294	Mymensingh RWH	Atpara	56,100	5,848	9.6	65,180	7,397	8.8	146	3	48.7	1,280	699	1.8	200	36	5.6
295	Mymensingh RWH	Austagram	81,300	7,872	10.3	44,590	5,244	8.5	130	22	5.9	2,789	765	3.6	200	23	8.7
296	Mymensingh RWH	Bajitpur	88,036	12,941	6.8	177,720	11,140	16.0	112	11	10.2	1,602	679	2.4	200	41	4.9
297	Mymensingh RWH	Barhatta	61,024	10,476	5.8	40,340	12,949	3.1	138	2	69.0	4,141	1,466	2.8	300	61	4.9
298	Mymensingh RWH	Bhairab	85,782	18,549	4.6	56,800	10,071	5.6	221	17	13.0	3,006	1,155	2.6	150	66	2.3
299	Mymensingh RWH	Bhaluka	76,200	32,499	2.3	205,920	24,746	8.3	214	67	3.2	5,019	1,642	3.1	400	64	6.3
300	Mymensingh RWH	Dharampasha	79,160	18,640	4.2	88,740	14,562	6.1	108	7	15.4	4,684	1,330	3.5	500	121	4.1

SL	Warehouse Name	Upazila Name	Condom			Shukhi			IUD			Injectables			Implant		
			CBL	AMD	MOS	CBL	AMD	MOS	CBL	AMD	MOS	CBL	AMD	MOS	CBL	AMD	MOS
301	Mymensingh RWH	Dhobaura	70,800	11,849	6.0	57,275	11,635	4.9	81	3	27.0	2,650	1,173	2.3	150	34	4.4
302	Mymensingh RWH	Durgapur	55,000	19,870	2.8	63,360	15,794	4.0	162	6	27.0	4,856	2,394	2.0	200	55	3.6
303	Mymensingh RWH	Fulbaria	80,100	20,581	3.9	162,100	31,220	5.2	112	41	2.7	3,354	1,324	2.5	200	50	4.0
304	Mymensingh RWH	Gaffargaon	137,184	28,729	4.8	208,820	22,410	9.3	118	36	3.3	6,112	2,040	3.0	300	79	3.8
305	Mymensingh RWH	Gauripur	193,884	10,556	18.4	345,760	18,898	18.3	125	21	6.0	3,972	1,603	2.5	200	57	3.5
306	Mymensingh RWH	Haluaghat	76,200	11,723	6.5	93,880	19,185	4.9	113	13	8.7	2,844	1,282	2.2	200	41	4.9
307	Mymensingh RWH	Hossainpur	68,890	5,897	11.7	137,390	7,781	17.7	159	20	8.0	2,055	749	2.7	300	37	8.1
308	Mymensingh RWH	Ishwarganj	72,696	17,212	4.2	138,860	39,799	3.5	61	11	5.5	4,552	2,001	2.3	150	46	3.3
309	Mymensingh RWH	Itna	35,444	5,566	6.4	25,600	7,349	3.5	131	3	43.7	555	170	3.3	250	48	5.2
310	Mymensingh RWH	Kalmakanda	50,640	22,533	2.2	70,695	19,900	3.6	105	9	11.7	2,076	1,219	1.7	90	42	2.1
311	Mymensingh RWH	Karimganj	62,064	10,311	6.0	243,855	13,207	18.5	181	20	9.1	1,958	729	2.7	100	91	1.1
312	Mymensingh RWH	Katiadi	50,916	14,752	3.5	94,288	12,390	7.6	119	33	3.6	2,873	1,282	2.2	100	74	1.4
313	Mymensingh RWH	Kendua	66,224	16,305	4.1	42,100	24,027	1.8	97	16	6.1	2,869	1,269	2.3	426	85	5.0
314	Mymensingh RWH	Khaliajuri	41,512	6,357	6.5	12,070	6,120	2.0	100	5	20.0	1,204	364	3.3	200	38	5.3
315	Mymensingh RWH	Kishoreganj Sadar	69,708	27,367	2.5	49,070	20,577	2.4	398	77	5.2	4,636	2,086	2.2	350	101	3.5
316	Mymensingh RWH	Kuliar Char	62,400	8,509	7.3	77,800	7,475	10.4	160	8	20.0	1,752	666	2.6	300	52	5.8
317	Mymensingh RWH	Madan	51,556	9,294	5.5	15,810	10,204	1.5	215	7	30.7	1,659	604	2.7	242	76	3.2
318	Mymensingh RWH	Mithamain	33,768	9,122	3.7	28,910	7,445	3.9	87	9	9.7	1,084	238	4.6	300	39	7.7
319	Mymensingh RWH	Mohanganj	51,350	6,905	7.4	31,360	10,464	3.0	154	10	15.4	2,807	1,042	2.7	255	61	4.2
320	Mymensingh RWH	Muktagachha	55,912	22,316	2.5	201,360	28,541	7.1	142	15	9.5	4,673	2,021	2.3	200	70	2.9
321	Mymensingh RWH	Mymensingh Sadar	163,748	44,696	3.7	149,790	38,298	3.9	233	79	2.9	11,326	3,417	3.3	460	150	3.1
322	Mymensingh RWH	Nandail	67,330	13,160	5.1	155,870	41,588	3.7	75	19	3.9	4,429	2,295	1.9	200	87	2.3
323	Mymensingh RWH	Netrakona Sadar	37,663	18,163	2.1	21,100	24,923	0.8	84	10	8.4	4,296	2,433	1.8	200	117	1.7
324	Mymensingh RWH	Nikli	41,869	4,964	8.4	29,780	5,097	5.8	161	19	8.5	1,330	508	2.6	250	59	4.2
325	Mymensingh RWH	Pakundia	56,496	8,472	6.7	37,700	8,875	4.2	117	23	5.1	2,494	619	4.0	300	66	4.5

SL	Warehouse Name	Upazila Name	Condom			Shukhi			IUD			Injectables			Implant		
			CBL	AMD	MOS	CBL	AMD	MOS	CBL	AMD	MOS	CBL	AMD	MOS	CBL	AMD	MOS
326	Mymensingh RWH	Phulpur	159,500	18,234	8.7	203,330	34,704	5.9	175	41	4.3	5,147	2,543	2.0	400	161	2.5
327	Mymensingh RWH	Purbadhala	45,749	11,566	4.0	195,846	19,268	10.2	117	7	16.7	3,835	2,012	1.9	300	77	3.9
328	Mymensingh RWH	Tarail	40,712	11,732	3.5	178,740	9,793	18.3	143	20	7.2	1,468	606	2.4	250	31	8.1
329	Mymensingh RWH	Trishal	73,176	28,836	2.5	204,230	35,857	5.7	152	29	5.2	5,617	1,612	3.5	300	85	3.5
330	Noakhali RWH	Begumganj	16,600	18,577	0.9	3,580	12,308	0.3	208	96	2.2	1,304	1,731	0.8	10	140	0.1
331	Noakhali RWH	Chatkhil	10,700	3,521	3.0	7,779	3,532	2.2	103	22	4.7	1,914	721	2.7	101	46	2.2
332	Noakhali RWH	Chhagalnaiya	17,800	6,087	2.9	9,020	5,583	1.6	80	19	4.2	3,112	929	3.3	120	38	3.2
333	Noakhali RWH	Companiganj	19,012	6,519	2.9	3,045	5,016	0.6	95	13	7.3	3,014	1,067	2.8	50	54	0.9
334	Noakhali RWH	Daganbhuiyan	30,472	11,890	2.6	1,890	5,635	0.3	87	15	5.8	3,500	919	3.8	200	29	6.9
335	Noakhali RWH	Feni Sadar	47,300	32,166	1.5	18,004	13,887	1.3	371	169	2.2	6,868	3,361	2.0	780	117	6.7
336	Noakhali RWH	Fulgazi	10,848	4,563	2.4	10,925	3,080	3.5	88	16	5.5	886	393	2.3	200	21	9.5
337	Noakhali RWH	Hatiya	94,836	19,021	5.0	15,524	18,143	0.9	529	82	6.5	9,492	2,912	3.3	800	157	5.1
338	Noakhali RWH	Kabirhat	15,510	6,748	2.3	13,175	5,410	2.4	110	16	6.9	3,195	1,198	2.7	105	57	1.8
339	Noakhali RWH	Kamalnagar	16,776	6,833	2.5	7,560	5,721	1.3	197	53	3.7	7,060	3,127	2.3	5	80	0.1
340	Noakhali RWH	Lakshmpur Sadar	29,248	13,690	2.1	7,780	11,975	0.6	150	41	3.7	12,276	6,052	2.0	600	86	7.0
341	Noakhali RWH	Noakhali Sadar	35,340	24,343	1.5	6,335	10,486	0.6	196	84	2.3	4,187	2,663	1.6	200	154	1.3
342	Noakhali RWH	Parshuram	10,867	2,865	3.8	6,455	2,969	2.2	61	18	3.4	1,015	334	3.0	100	40	2.5
343	Noakhali RWH	Ramganj	16,896	5,290	3.2	7,750	4,277	1.8	38	14	2.7	2,804	1,363	2.1	100	44	2.3
344	Noakhali RWH	Ramgati	29,119	3,701	7.9	4,820	5,260	0.9	144	20	7.2	6,990	3,108	2.2	300	65	4.6
345	Noakhali RWH	Roypur	9,848	3,418	2.9	16,380	6,677	2.5	199	46	4.3	5,038	1,258	4.0	100	38	2.6
346	Noakhali RWH	Senbagh	18,300	7,934	2.3	6,125	6,442	1.0	116	18	6.4	2,551	1,337	1.9	100	65	1.5
347	Noakhali RWH	Sonagazi	22,878	9,679	2.4	5,065	6,669	0.8	73	24	3.0	4,349	1,975	2.2	200	47	4.3
348	Noakhali RWH	Sonaimuri	12,800	7,754	1.7	5,195	5,539	0.9	93	24	3.9	1,746	1,685	1.0	20	70	0.3
349	Noakhali RWH	Subarnachar	21,700	10,709	2.0	3,885	7,775	0.5	50	23	2.2	2,223	1,240	1.8	60	109	0.6
350	Pabna RWH	Atgharia	60,300	10,998	5.5	14,370	9,124	1.6	130	7	18.6	1,870	482	3.9	150	32	4.7

SL	Warehouse Name	Upazila Name	Condom			Shukhi			IUD			Injectables			Implant		
			CBL	AMD	MOS	CBL	AMD	MOS	CBL	AMD	MOS	CBL	AMD	MOS	CBL	AMD	MOS
351	Pabna RWH	Belkuchi	162,284	40,023	4.1	26,200	15,465	1.7	184	10	18.4	7,198	1,778	4.0	100	29	3.4
352	Pabna RWH	Bera	314,200	9,703	32.4	116,505	10,748	10.8	164	60	2.7	6,294	1,247	5.0	50	34	1.5
353	Pabna RWH	Bhangura	134,496	6,016	22.4	11,670	4,115	2.8	73	8	9.1	939	143	6.6	60	27	2.2
354	Pabna RWH	Chatmohar	201,840	29,182	6.9	17,280	25,581	0.7	185	28	6.6	6,499	1,543	4.2	200	53	3.8
355	Pabna RWH	Faridpur	139,092	7,227	19.2	10,695	6,312	1.7	119	12	9.9	2,161	926	2.3	100	29	3.4
356	Pabna RWH	Ishwardi	152,568	30,869	4.9	30,410	18,793	1.6	188	25	7.5	2,904	1,301	2.2	200	80	2.5
357	Pabna RWH	Kamarkhanda	110,062	10,448	10.5	27,600	8,106	3.4	144	22	6.5	3,796	907	4.2	200	33	6.1
358	Pabna RWH	Kazipur	167,560	20,217	8.3	44,684	11,663	3.8	339	100	3.4	8,532	2,086	4.1	250	91	2.7
359	Pabna RWH	Pabna Sadar	112,788	58,591	1.9	2,295	28,787	0.1	380	91	4.2	11,985	5,038	2.4	300	85	3.5
360	Pabna RWH	Royganj	102,700	20,952	4.9	39,120	19,447	2.0	166	31	5.4	7,083	1,584	4.5	150	15	10.0
361	Pabna RWH	Santhia	187,800	26,345	7.1	38,895	15,447	2.5	132	28	4.7	5,900	3,578	1.6	200	55	3.6
362	Pabna RWH	Shahjadpur	160,304	29,999	5.3	43,725	20,009	2.2	285	92	3.1	12,683	3,765	3.4	200	143	1.4
363	Pabna RWH	Sirajganj Sadar	126,096	35,674	3.5	0	18,888	0.0	349	53	6.6	13,256	2,906	4.6	100	47	2.1
364	Pabna RWH	Sujanagar	235,752	12,921	18.2	45,585	11,283	4.0	130	14	9.3	5,589	1,663	3.4	150	43	3.5
365	Pabna RWH	Tarash	130,500	15,684	8.3	23,280	15,001	1.6	110	36	3.1	6,596	1,271	5.2	100	22	4.5
366	Pabna RWH	Ullah Para	269,500	54,051	5.0	46,570	29,187	1.6	367	132	2.8	11,022	5,379	2.0	200	34	5.9
367	Patuakhali RWH	Amtali	25,664	13,782	1.9	35,005	19,380	1.8	121	25	4.8	3,673	2,079	1.8	100	140	0.7
368	Patuakhali RWH	Bamna	7,100	4,154	1.7	13,000	4,540	2.9	50	10	5.0	458	212	2.2	150	63	2.4
369	Patuakhali RWH	Barguna Sadar	22,100	8,962	2.5	33,525	12,759	2.6	120	48	2.5	8,200	3,357	2.4	150	123	1.2
370	Patuakhali RWH	Bauphal	16,200	7,758	2.1	25,200	14,023	1.8	240	59	4.1	4,040	1,937	2.1	300	109	2.8
371	Patuakhali RWH	Betagi	12,000	5,789	2.1	15,860	5,327	3.0	50	12	4.2	1,305	620	2.1	300	50	6.0
372	Patuakhali RWH	Dashmina	11,230	3,724	3.0	19,000	6,475	2.9	68	14	4.9	1,891	881	2.1	650	79	8.2
373	Patuakhali RWH	Dumki	7,656	3,565	2.1	7,840	2,988	2.6	63	9	7.0	835	377	2.2	150	24	6.3
374	Patuakhali RWH	Galachipa	32,216	13,429	2.4	46,295	22,401	2.1	160	38	4.2	8,212	4,056	2.0	450	149	3.0
375	Patuakhali RWH	Kalapara	28,160	12,227	2.3	31,470	16,536	1.9	91	21	4.3	6,550	3,132	2.1	550	56	9.8

SL	Warehouse Name	Upazila Name	Condom			Shukhi			IUD			Injectables			Implant		
			CBL	AMD	MOS	CBL	AMD	MOS	CBL	AMD	MOS	CBL	AMD	MOS	CBL	AMD	MOS
376	Patuakhali RWH	Mirzaganj	13,988	5,677	2.5	20,950	6,265	3.3	100	5	20.0	1,261	573	2.2	150	26	5.8
377	Patuakhali RWH	Patharghata	14,544	6,805	2.1	19,321	9,022	2.1	121	28	4.3	2,443	1,257	1.9	300	97	3.1
378	Patuakhali RWH	Patuakhali Sadar	37,251	16,089	2.3	31,783	14,654	2.2	212	77	2.8	6,148	3,283	1.9	200	154	1.3
379	Rajshahi RWH	Bagatipara	67,968	16,815	4.0	36,550	6,224	5.9	51	5	10.2	684	318	2.2	200	49	4.1
380	Rajshahi RWH	Bagha	91,200	26,108	3.5	32,235	9,508	3.4	44	4	11.0	2,978	1,499	2.0	150	34	4.4
381	Rajshahi RWH	Baghmara	161,000	38,169	4.2	151,410	25,230	6.0	122	29	4.2	3,883	2,038	1.9	100	34	2.9
382	Rajshahi RWH	Baraigram	78,300	15,662	5.0	52,140	9,956	5.2	96	22	4.4	2,930	1,238	2.4	40	67	0.6
383	Rajshahi RWH	Bholahat	29,688	6,753	4.4	13,920	4,730	2.9	45	2	22.5	1,198	499	2.4	100	28	3.6
384	Rajshahi RWH	Boalia	151,200	46,222	3.3	17,580	5,496	3.2	104	24	4.3	4,100	1,924	2.1	345	103	3.3
385	Rajshahi RWH	Chapai Nababganj Sadar	93,900	41,656	2.3	48,960	13,368	3.7	155	53	2.9	5,233	2,474	2.1	50	23	2.2
386	Rajshahi RWH	Charghat	115,800	22,030	5.3	38,880	10,231	3.8	105	12	8.8	1,298	585	2.2	50	65	0.8
387	Rajshahi RWH	Durgapur	78,720	19,775	4.0	30,840	7,834	3.9	58	3	19.3	727	317	2.3	50	37	1.4
388	Rajshahi RWH	Godagari	151,200	32,307	4.7	84,690	11,784	7.2	112	8	14.0	4,435	2,027	2.2	200	54	3.7
389	Rajshahi RWH	Gomastapur	64,200	26,552	2.4	43,572	11,738	3.7	170	17	10.0	1,351	534	2.5	300	47	6.4
390	Rajshahi RWH	Gurudaspur	125,232	21,509	5.8	36,945	10,538	3.5	71	5	14.2	1,969	659	3.0	400	91	4.4
391	Rajshahi RWH	Lalpur	93,049	21,232	4.4	97,265	15,443	6.3	57	12	4.8	2,995	1,476	2.0	15	61	0.2
392	Rajshahi RWH	Mohanpur	63,972	12,389	5.2	25,825	6,326	4.1	15	3	5.0	1,638	911	1.8	300	39	7.7
393	Rajshahi RWH	Nachole	25,500	11,338	2.2	14,085	4,641	3.0	38	3	12.7	1,500	709	2.1	50	12	4.2
394	Rajshahi RWH	Natore Sadar	88,428	31,200	2.8	38,170	13,505	2.8	144	24	6.0	1,944	949	2.0	50	117	0.4
395	Rajshahi RWH	Paba	181,200	48,418	3.7	66,930	9,113	7.3	20	3	6.7	7,865	3,120	2.5	150	33	4.5
396	Rajshahi RWH	Puthia	98,417	26,998	3.6	36,365	14,200	2.6	37	10	3.7	2,107	928	2.3	50	35	1.4
397	Rajshahi RWH	Shibganj	86,400	47,489	1.8	44,160	21,534	2.1	65	11	5.9	4,100	1,814	2.3	100	54	1.9
398	Rajshahi RWH	Singra	137,230	21,589	6.4	70,700	15,391	4.6	61	17	3.6	2,785	1,107	2.5	500	119	4.2
399	Rajshahi RWH	Tanore	55,800	22,306	2.5	35,500	13,391	2.7	77	3	25.7	1,712	885	1.9	450	40	11.3
400	Rangamati RWH	Baghaichhari	4,836	9,907	0.5	3,282	6,223	0.5	86	4	21.5	702	323	2.2	120	20	6.0

SL	Warehouse Name	Upazila Name	Condom			Shukhi			IUD			Injectables			Implant		
			CBL	AMD	MOS	CBL	AMD	MOS	CBL	AMD	MOS	CBL	AMD	MOS	CBL	AMD	MOS
401	Rangamati RWH	Barkal	28,600	3,947	7.2	27,120	3,339	8.1	50	2	25.0	2,687	375	7.2	100	13	7.7
402	Rangamati RWH	Belai Chhari	12,573	1,503	8.4	11,683	1,577	7.4	29	3	9.7	1,393	125	11.1	170	30	5.7
403	Rangamati RWH	Jurai Chhari	14,880	1,866	8.0	9,030	2,109	4.3	44	4	11.0	503	160	3.1	100	18	5.6
404	Rangamati RWH	Kaptai	20,400	4,471	4.6	6,970	2,109	3.3	61	3	20.3	2,308	315	7.3	50	18	2.8
405	Rangamati RWH	Kawkhali (betbunia)	11,444	2,452	4.7	4,420	2,211	2.0	43	9	4.8	900	396	2.3	100	34	2.9
406	Rangamati RWH	Langadu	13,434	5,098	2.6	18,393	3,527	5.2	116	14	8.3	1,822	390	4.7	110	21	5.2
407	Rangamati RWH	Naniarchar	19,860	4,415	4.5	10,965	4,003	2.7	45	5	9.0	712	261	2.7	90	15	6.0
408	Rangamati RWH	Rajasthali	8,792	1,054	8.3	4,140	1,390	3.0	59	3	19.7	136	73	1.9	75	12	6.3
409	Rangamati RWH	Rangamati Sadar	25,804	7,684	3.4	1,580	6,905	0.2	171	48	3.6	2,185	640	3.4	250	33	7.6
410	Rangpur RWH	Aditmari	222,700	12,044	18.5	437,493	14,395	30.4	261	98	2.7	6,550	3,110	2.1	100	75	1.3
411	Rangpur RWH	Badarganj	109,680	12,531	8.8	216,400	21,113	10.2	120	39	3.1	4,000	2,147	1.9	50	74	0.7
412	Rangpur RWH	Bhurungamari	130,893	13,630	9.6	608,417	13,590	44.8	134	38	3.5	4,221	2,711	1.6	250	48	5.2
413	Rangpur RWH	Chilmari	141,332	13,059	10.8	427,470	8,434	50.7	48	17	2.8	2,170	1,009	2.2	50	50	1.0
414	Rangpur RWH	Dimla	214,572	6,678	32.1	331,590	18,390	18.0	120	43	2.8	3,999	1,838	2.2	600	71	8.5
415	Rangpur RWH	Domar	129,852	6,780	19.2	330,692	12,883	25.7	65	11	5.9	3,952	2,057	1.9	305	80	3.8
416	Rangpur RWH	Fulchhari	21,980	6,491	3.4	72,840	6,126	11.9	56	23	2.4	3,305	1,727	1.9	100	50	2.0
417	Rangpur RWH	Gaibandha Sadar	36,386	16,799	2.2	53,270	23,928	2.2	69	21	3.3	8,216	3,846	2.1	150	182	0.8
418	Rangpur RWH	Gangachara	98,885	13,120	7.5	195,770	20,512	9.5	87	40	2.2	8,621	4,321	2.0	0	96	0.0
419	Rangpur RWH	Gobindaganj	501,413	14,762	34.0	150,455	23,282	6.5	58	10	5.8	4,447	1,912	2.3	100	58	1.7
420	Rangpur RWH	Hatibandha	202,540	8,551	23.7	290,010	9,779	29.7	78	34	2.3	4,646	2,052	2.3	100	72	1.4
421	Rangpur RWH	Jaldhaka	142,344	13,572	10.5	277,695	23,686	11.7	77	32	2.4	9,528	3,794	2.5	100	91	1.1
422	Rangpur RWH	Kaliganj	250,148	5,762	43.4	259,230	10,107	25.6	105	52	2.0	2,902	1,489	1.9	300	67	4.5
423	Rangpur RWH	Kaunia	83,000	10,549	7.9	735,540	9,066	81.1	51	18	2.8	5,467	2,519	2.2	300	67	4.5
424	Rangpur RWH	Kishoreganj	253,100	5,332	47.5	352,860	15,198	23.2	91	30	3.0	3,550	1,500	2.4	250	84	3.0
425	Rangpur RWH	Kurigram Sadar	26,744	11,699	2.3	43,255	9,500	4.6	82	35	2.3	5,845	2,550	2.3	100	41	2.4



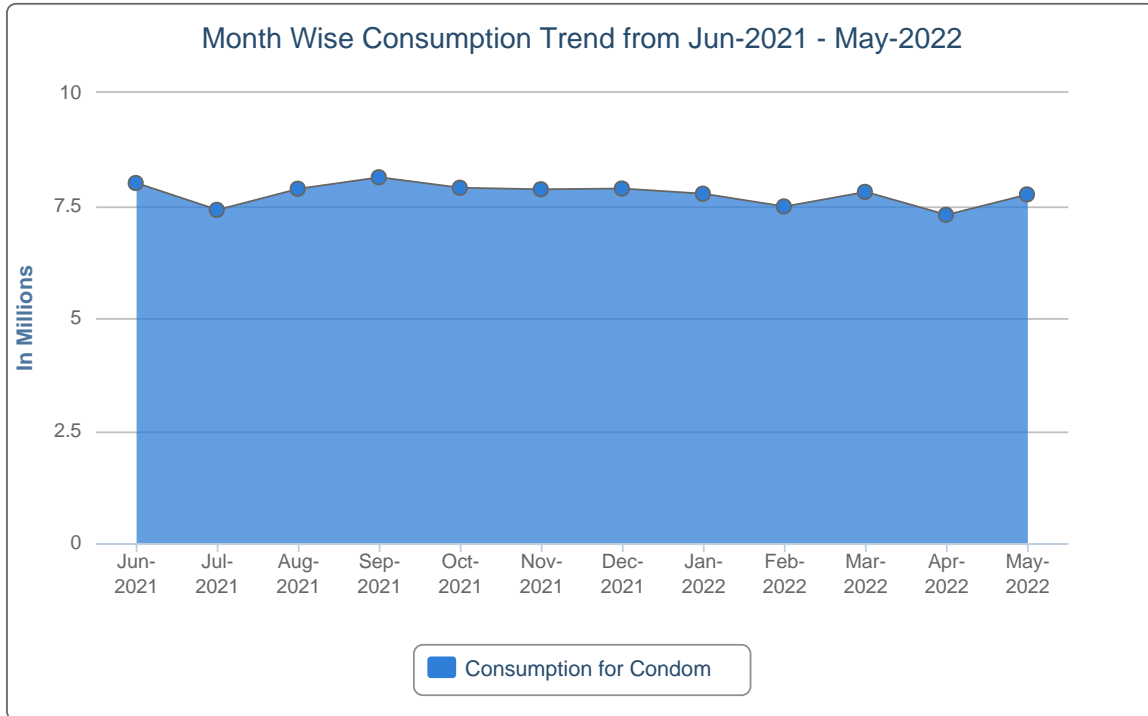
SL	Warehouse Name	Upazila Name	Condom			Shukhi			IUD			Injectables			Implant		
			CBL	AMD	MOS	CBL	AMD	MOS	CBL	AMD	MOS	CBL	AMD	MOS	CBL	AMD	MOS
426	Rangpur RWH	Lalmonirhat Sadar	21,528	8,873	2.4	60,280	13,722	4.4	44	21	2.1	6,471	3,160	2.0	0	88	0.0
427	Rangpur RWH	Mitha Pukur	100,500	15,353	6.5	589,020	22,105	26.6	37	4	9.3	5,202	2,419	2.2	50	43	1.2
428	Rangpur RWH	Nageshwari	110,100	13,495	8.2	465,600	30,014	15.5	93	31	3.0	8,891	4,350	2.0	10	70	0.1
429	Rangpur RWH	Nilphamari Sadar	27,840	10,228	2.7	63,190	26,277	2.4	143	69	2.1	6,884	3,107	2.2	50	79	0.6
430	Rangpur RWH	Palashbari	22,435	8,592	2.6	24,900	14,878	1.7	42	8	5.3	4,770	2,121	2.2	100	43	2.3
431	Rangpur RWH	Patgram	192,816	5,865	32.9	200,640	10,389	19.3	92	30	3.1	4,360	2,083	2.1	0	48	0.0
432	Rangpur RWH	Phulbari	246,800	5,728	43.1	185,490	11,953	15.5	187	75	2.5	5,772	2,697	2.1	400	40	10.0
433	Rangpur RWH	Pirgachha	23,100	9,546	2.4	93,180	12,472	7.5	175	54	3.2	4,600	2,441	1.9	350	86	4.1
434	Rangpur RWH	Pirganj	199,948	18,921	10.6	178,300	27,337	6.5	125	48	2.6	4,000	2,242	1.8	100	79	1.3
435	Rangpur RWH	Rajarhat	26,508	7,077	3.7	35,185	14,530	2.4	103	44	2.3	4,624	2,474	1.9	50	45	1.1
436	Rangpur RWH	Rangpur Sadar	69,900	25,979	2.7	54,240	23,389	2.3	108	44	2.5	6,382	3,140	2.0	300	187	1.6
437	Rangpur RWH	Sadullapur	44,256	11,858	3.7	151,600	17,837	8.5	119	46	2.6	5,639	2,828	2.0	200	77	2.6
438	Rangpur RWH	Saghata	37,800	13,410	2.8	49,970	18,389	2.7	58	16	3.6	3,190	1,582	2.0	300	55	5.5
439	Rangpur RWH	Saidpur	27,998	11,579	2.4	50,480	8,745	5.8	25	7	3.6	3,442	1,191	2.9	0	51	0.0
440	Rangpur RWH	Sundarganj	66,004	24,822	2.7	352,800	32,959	10.7	221	78	2.8	14,438	7,288	2.0	300	183	1.6
441	Rangpur RWH	Taraganj	227,460	7,887	28.8	548,335	8,522	64.3	25	7	3.6	2,246	1,194	1.9	500	243	2.1
442	Rangpur RWH	Ulipur	47,084	18,807	2.5	178,990	27,595	6.5	70	17	4.1	6,645	3,306	2.0	100	56	1.8
443	Sylhet RWH	Ajmiriganj	47,540	7,146	6.7	13,770	7,338	1.9	255	3	85.0	1,558	551	2.8	300	43	7.0
444	Sylhet RWH	Bahubal	42,732	6,173	6.9	9,765	5,361	1.8	192	6	32.0	1,745	441	4.0	150	26	5.8
445	Sylhet RWH	Balaganj	109,000	20,052	5.4	28,210	6,423	4.4	186	4	46.5	3,022	1,372	2.2	108	34	3.2
446	Sylhet RWH	Baniachong	84,714	8,377	10.1	35,025	11,813	3.0	140	20	7.0	2,297	661	3.5	150	46	3.3
447	Sylhet RWH	Barlekha	83,500	8,008	10.4	13,930	5,594	2.5	145	4	36.3	2,514	580	4.3	100	43	2.3
448	Sylhet RWH	Beani Bazar	67,262	12,557	5.4	20,205	4,213	4.8	188	6	31.3	2,073	551	3.8	105	67	1.6
449	Sylhet RWH	Bishwambarpur	60,200	7,330	8.2	15,360	7,330	2.1	90	11	8.2	2,337	987	2.4	114	29	3.9
450	Sylhet RWH	Bishwanath	74,000	9,955	7.4	21,560	4,229	5.1	211	11	19.2	1,818	500	3.6	120	42	2.9

SL	Warehouse Name	Upazila Name	Condom			Shukhi			IUD			Injectables			Implant		
			CBL	AMD	MOS	CBL	AMD	MOS	CBL	AMD	MOS	CBL	AMD	MOS	CBL	AMD	MOS
451	Sylhet RWH	Chhatak	131,400	13,219	9.9	9,320	9,221	1.0	57	37	1.5	1,878	622	3.0	100	84	1.2
452	Sylhet RWH	Chunarughat	86,445	8,974	9.6	20,907	10,985	1.9	160	3	53.3	2,318	1,037	2.2	100	39	2.6
453	Sylhet RWH	Companiganj	50,600	12,930	3.9	16,395	6,904	2.4	290	4	72.5	2,640	1,214	2.2	100	48	2.1
454	Sylhet RWH	Dakshin Sunamganj	74,900	9,255	8.1	21,650	6,215	3.5	256	10	25.6	1,585	689	2.3	150	54	2.8
455	Sylhet RWH	Dakshin Surma	103,200	35,506	2.9	24,395	7,802	3.1	261	5	52.2	2,967	1,051	2.8	200	24	8.3
456	Sylhet RWH	Derai	118,472	24,250	4.9	18,180	7,694	2.4	227	15	15.1	3,236	740	4.4	377	63	6.0
457	Sylhet RWH	Dowarabazar	96,508	10,447	9.2	6,495	10,293	0.6	270	3	90.0	1,896	789	2.4	101	70	1.4
458	Sylhet RWH	Fenchuganj	70,500	4,308	16.4	9,730	1,794	5.4	240	8	30.0	1,255	248	5.1	50	16	3.1
459	Sylhet RWH	Golapganj	53,078	17,699	3.0	27,815	5,032	5.5	261	8	32.6	3,014	588	5.1	100	46	2.2
460	Sylhet RWH	Gowainghat	57,200	17,431	3.3	22,300	10,567	2.1	200	10	20.0	5,967	3,132	1.9	105	57	1.8
461	Sylhet RWH	Habiganj Sadar	107,516	18,455	5.8	11,160	14,093	0.8	83	81	1.0	4,338	1,700	2.6	105	49	2.1
462	Sylhet RWH	Jagannathpur	76,604	11,984	6.4	21,650	6,571	3.3	213	9	23.7	1,632	406	4.0	360	81	4.4
463	Sylhet RWH	Jaintiapur	62,400	12,300	5.1	22,500	6,766	3.3	110	17	6.5	5,700	2,413	2.4	150	27	5.6
464	Sylhet RWH	Jamalganj	85,400	12,321	6.9	20,540	9,790	2.1	219	5	43.8	2,292	1,137	2.0	150	29	5.2
465	Sylhet RWH	Juri	80,400	6,691	12.0	11,490	4,707	2.4	184	19	9.7	1,040	370	2.8	50	90	0.6
466	Sylhet RWH	Kamalganj	118,400	11,358	10.4	13,010	7,899	1.6	140	25	5.6	2,370	836	2.8	200	81	2.5
467	Sylhet RWH	Kanaighat	30,348	26,310	1.2	13,545	11,520	1.2	240	7	34.3	5,788	2,837	2.0	200	25	8.0
468	Sylhet RWH	Kulaura	111,584	8,926	12.5	13,040	7,536	1.7	201	5	40.2	4,308	2,018	2.1	200	30	6.7
469	Sylhet RWH	Lakhai	59,251	5,687	10.4	8,635	5,399	1.6	168	9	18.7	1,549	431	3.6	195	73	2.7
470	Sylhet RWH	Madhabpur	114,300	9,443	12.1	14,488	11,952	1.2	194	3	64.7	2,321	773	3.0	105	41	2.6
471	Sylhet RWH	Maulvibazar Sadar	89,676	10,293	8.7	21,160	8,345	2.5	67	62	1.1	2,501	887	2.8	80	57	1.4
472	Sylhet RWH	Nabiganj	50,100	6,897	7.3	10,960	9,758	1.1	238	22	10.8	2,590	442	5.9	10	80	0.1
473	Sylhet RWH	Rajnagar	111,300	10,972	10.1	13,255	8,625	1.5	255	5	51.0	3,888	1,053	3.7	150	39	3.8
474	Sylhet RWH	Sreemangal	101,400	14,470	7.0	22,735	11,844	1.9	177	39	4.5	4,150	1,249	3.3	50	137	0.4
475	Sylhet RWH	Sulla	65,820	9,775	6.7	8,900	4,129	2.2	120	2	60.0	967	397	2.4	350	28	12.5

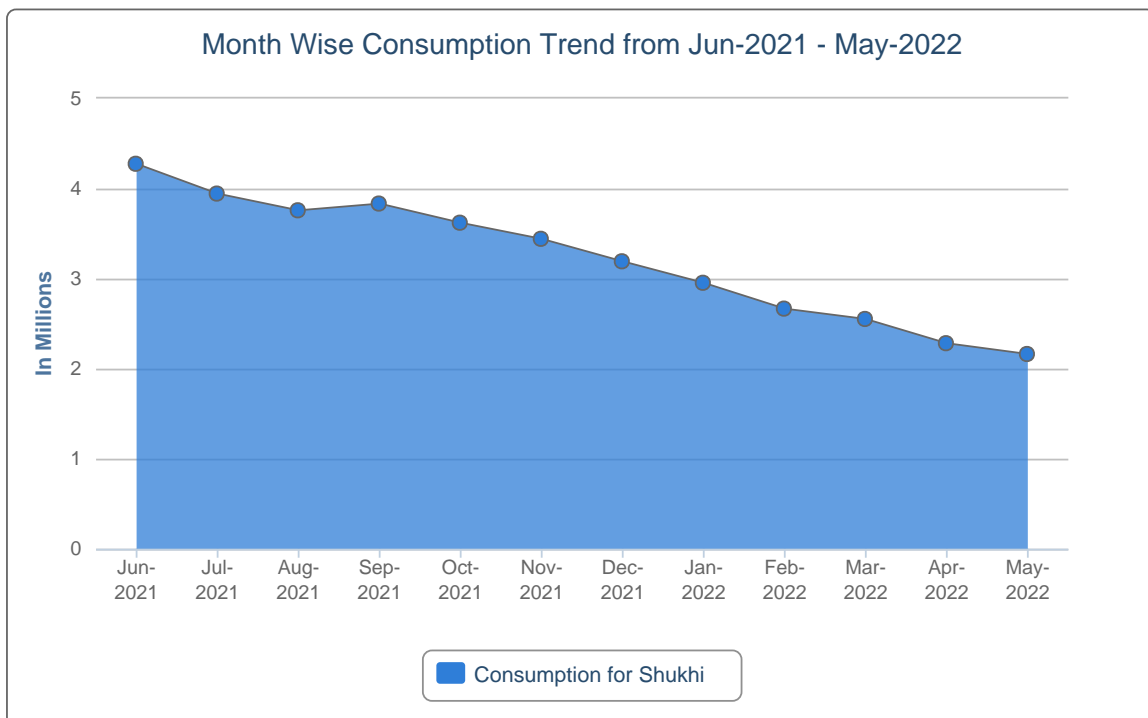
SL	Warehouse Name	Upazila Name	Condom			Shukhi			IUD			Injectables			Implant		
			CBL	AMD	MOS	CBL	AMD	MOS	CBL	AMD	MOS	CBL	AMD	MOS	CBL	AMD	MOS
476	Sylhet RWH	Sunamganj Sadar	106,696	9,563	11.2	21,840	6,927	3.2	89	30	3.0	2,013	1,010	2.0	150	72	2.1
477	Sylhet RWH	Sylhet Sadar	199,120	76,728	2.6	3,885	32,280	0.1	568	84	6.8	15,448	10,825	1.4	237	189	1.3
478	Sylhet RWH	Tahirpur	93,624	13,683	6.8	7,680	10,011	0.8	128	6	21.3	1,946	738	2.6	300	62	4.8
479	Sylhet RWH	Zakiganj	65,900	20,876	3.2	27,887	7,374	3.8	180	4	45.0	4,401	1,145	3.8	210	82	2.6
480	Tangail RWH	Basail	100,448	6,052	16.6	57,445	5,750	10.0	278	17	16.4	1,634	597	2.7	300	55	5.5
481	Tangail RWH	Bhuapur	44,500	19,328	2.3	22,754	11,329	2.0	148	11	13.5	2,601	1,391	1.9	0	66	0.0
482	Tangail RWH	Chauhali	24,732	13,609	1.8	25,320	6,910	3.7	324	10	32.4	2,985	1,252	2.4	401	44	9.1
483	Tangail RWH	Delduar	90,000	8,452	10.6	85,065	7,287	11.7	110	18	6.1	1,130	649	1.7	100	46	2.2
484	Tangail RWH	Ghatail	138,000	26,351	5.2	32,640	23,664	1.4	370	13	28.5	7,200	2,717	2.6	200	77	2.6
485	Tangail RWH	Gopalpur	62,304	13,386	4.7	98,590	9,371	10.5	121	12	10.1	2,360	1,129	2.1	300	56	5.4
486	Tangail RWH	Kalihati	187,700	20,863	9.0	24,440	23,498	1.0	208	40	5.2	10,252	3,822	2.7	200	48	4.2
487	Tangail RWH	Madhupur	195,300	16,622	11.7	5,940	19,452	0.3	240	20	12.0	11,284	2,152	5.2	600	57	10.5
488	Tangail RWH	Mirzapur	75,324	22,845	3.3	309,070	19,262	16.0	611	28	21.8	1,691	949	1.8	400	66	6.1
489	Tangail RWH	Nagarpur	50,648	23,097	2.2	26,280	20,460	1.3	125	30	4.2	5,649	1,036	5.5	0	134	0.0
490	Tangail RWH	Sakhipur	61,700	21,654	2.8	62,750	23,011	2.7	100	14	7.1	1,584	948	1.7	300	31	9.7
491	Tangail RWH	Tangail Sadar	100,500	50,502	2.0	63,410	21,522	2.9	272	36	7.6	6,878	3,331	2.1	50	139	0.4

## 7. Month-wise Consumption Trend

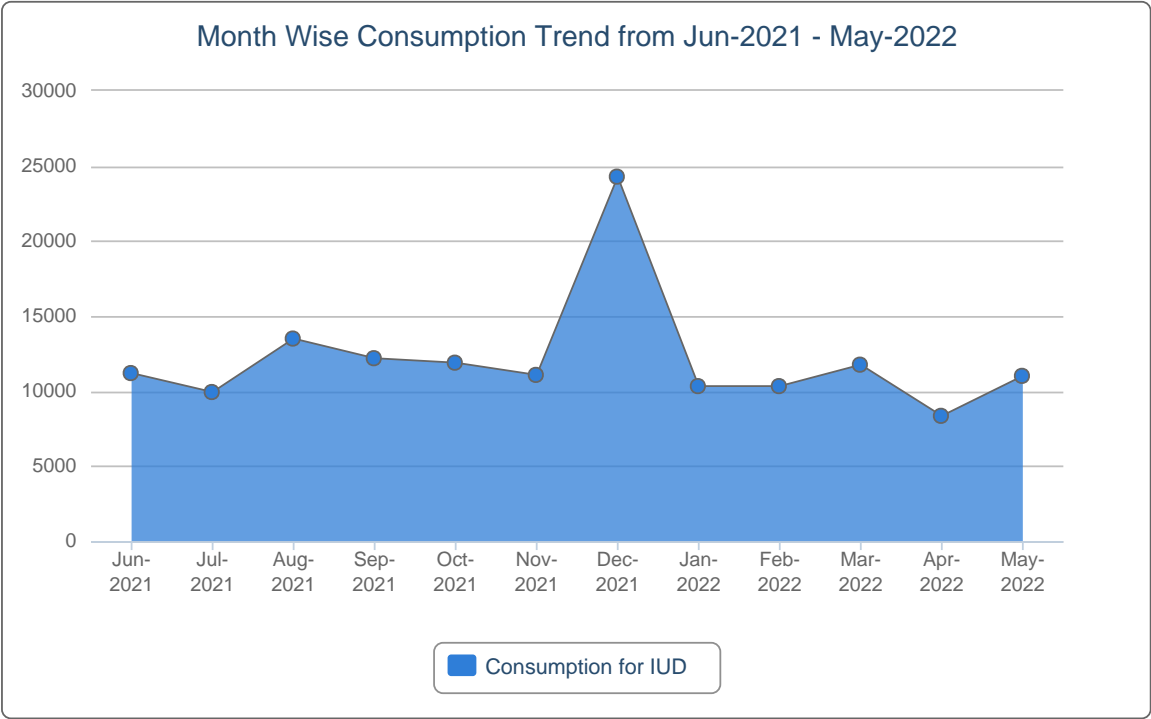
7(a).



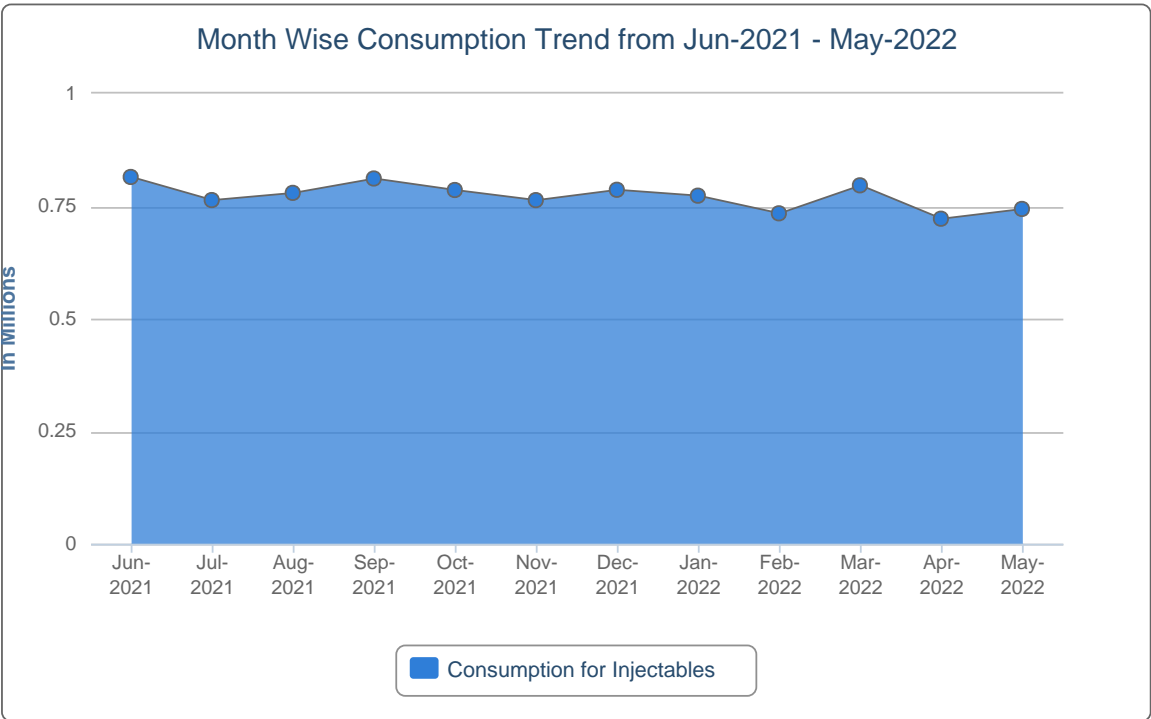
7(b).



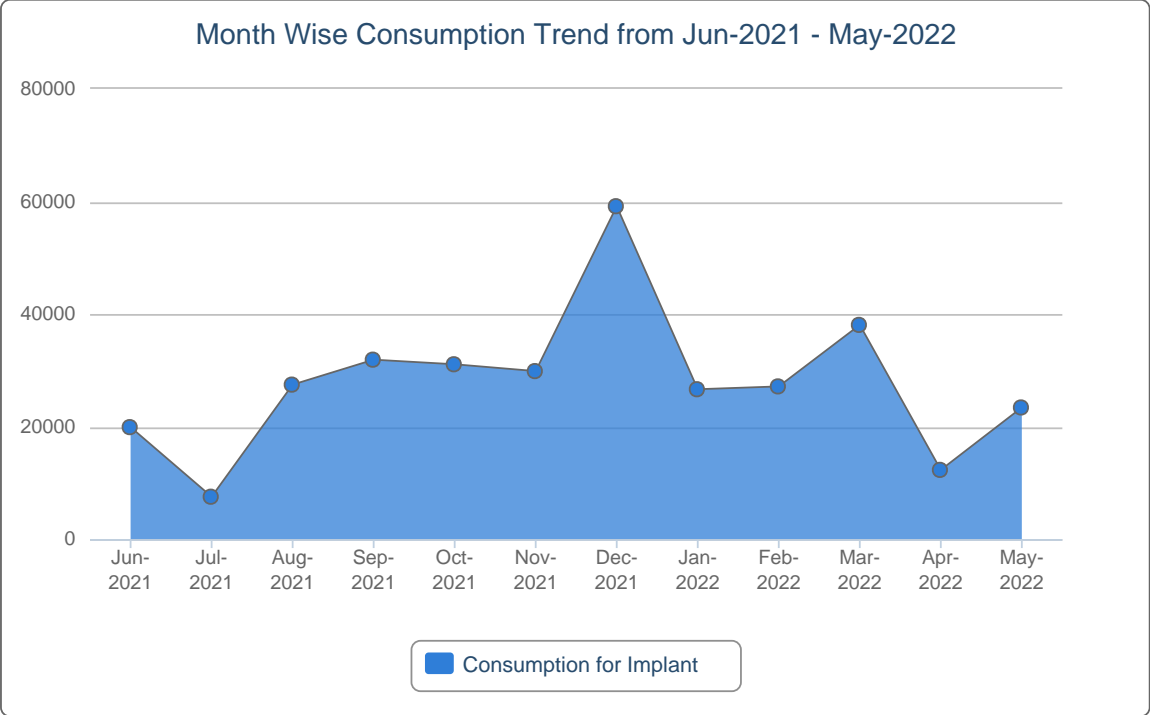
7(c).



7(d).



7(e).



## 8. Report on Upazila and Warehouse Having Stock Out in reported month

SL	Products Name	No of Stockout WH	% of Stockout WH	No of Stockout Upazila Store	% of Stockout Upazila Store	No of Stockout Upazila Field	% of Stockout Upazila Field
1	Condom	0	0%	0	0%	0	0%
2	Oral Pill (Total)	0	0%	1	0%	0	0%
3	IUD	0	0%	0	0%	0	0%
4	Injectables	0	0%	0	0%	0	0%
5	Implant (Total)	0	0%	-	-	0	0%

### List of Stock Out Warehouses

SL	Commodity	Warehouse	Phone
<i>No StockOut in Warehouse</i>			

### List of StockOut Upazilas

SL	Commodity	Warehouse	District	Upazila	Phone
1	Oral Pill (Total)	Pabna RWH	Sirajganj	Sirajganj Sadar, Sirajganj	01716385383

“ছেলে হোক, মেয়ে হোক,  
দু’টি সন্তানই যথেষ্ট”

**Management Information System (MIS)**  
**Directorate General of Family Planning (DGFP)**  
6, Kawran Bazar, Dhaka- 1215  
Email: dirmis@dgfp.gov.bd, dirls@dgfp.gov.bd  
www.dgfp.gov.bd, www.scmpbd.org

*If you need more information, please visit at <https://www.scmpbd.org>*