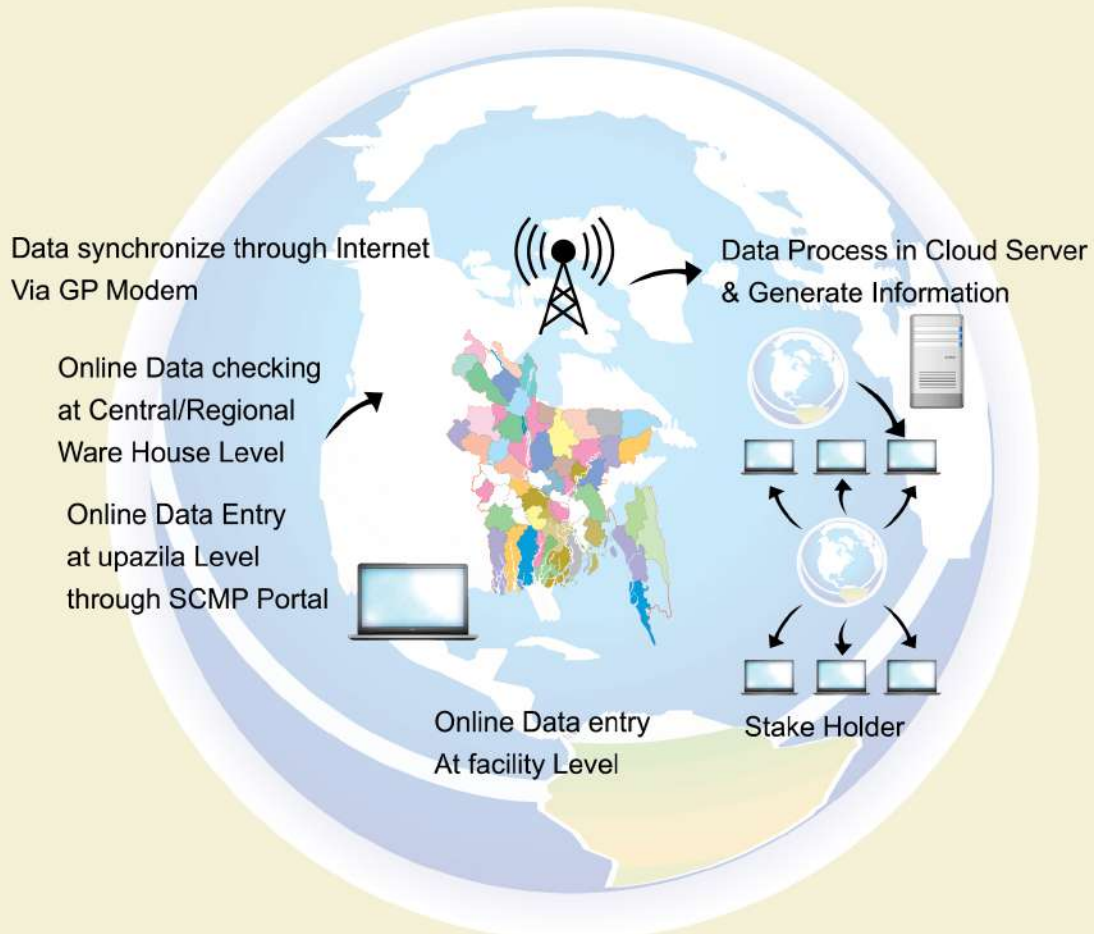




মুজিববর্ষে স্বাস্থ্য খাত
এগিয়ে যাবে অনেক ধাপ

FAMILY PLANNING MONTHLY LOGISTICS REPORT March 2021

Logistics Management Information System (LMIS) Data Flow System



Management Information System (MIS)
Directorate General of Family Planning (DGFP)

Government of the People's Republic of Bangladesh
Medical Education and Family Welfare Division
Directorate General of Family Planning
Management Information System (MIS)
6, Kawran Bazar, Dhaka- 1215
www.dgfp.gov.bd

Memo No. 59.11.00000.402.16.002.19.98

Date: 25 May, 2021.

Sub: Family Planning Monthly Logistics Report for the Month of March, 2021.

Family Planning Monthly Logistics Report for the Month of March, 2021 is sent herewith for your kind information & necessary action. This report is prepared on the basis of Form-7 submitted by Warehouses and Form-7B submitted by Upazila Family Planning Offices by using WIMS & UIMS operational tools. It provides useful information on monthly distribution and stock balance of all the major contraceptives & DDS Kits of Warehouse/Upazila Stores. For more information you are requested to visit at www.scmpbd.org web site.

Comments and suggestions for improvement of this report will be highly appreciated.



(Khan Md. Rezaul Karim)
Additional Secretary (MEFW Division)
and
Director & Line Director (MIS)
Phone: 55012352
Mail: dirmis@dgfp.gov.bd

Memo No. 59.11.00000.402.16.002.19.98/1(204)

Date: 25 May, 2021.

Copy of the report forwarded to:

1. Secretary, Medical Education & Family Welfare Division, Ministry of Health & Family Welfare, Bangladesh Secretariat, Dhaka.
2. Additional Secretary (Admin), Medical Education & Family Welfare Division, Ministry of Health & Family Welfare, Bangladesh Secretariat, Dhaka.
3. Director (Administration), Directorate General of Family Planning, 6 Kawran Bazar, Dhaka 1215.
4. Joint Secretary (Development), Medical Education & Family Welfare Division, Ministry of Health & Family Welfare, Bangladesh Secretariat, Dhaka.
5. Director (Logistics & Supply) and Line Director (Procurement, Storage & Supply Management), Directorate General of Family Planning, 6 Kawran Bazar, Dhaka 1215.
6. Director & Line Director (MIS), Directorate General of Family Planning, 6 Kawran Bazar, Dhaka.
7. Director Finance & Line Director (Family Planning Field Service Delivery), Directorate General of Family Planning, 6 Kawran Bazar, Dhaka 1215.
8. Director (IEM) & Line Director (Information, Education and Communication), Directorate General of Family Planning, 6 Kawran Bazar, Dhaka 1215.
9. Director (Planning) & Line Director (Planning Monitoring and Evaluation), Directorate General of Family Planning, 6 Kawran Bazar, Dhaka 1215.

10. Director (MCH-Services) & Line Director (MCRAH), Directorate General of Family Planning, 6 Kawran Bazar, Dhaka 1215.
11. Line Director (CCSDP, Directorate General of Family Planning, 6 Kawran Bazar, Dhaka 1215.
12. Director (Audit), Directorate General of Family Planning, 6 Kawran Bazar, Dhaka 1215.
13. Divisional Director, Family Planning, Dhaka / Chittagong / Rajshahi / Khulna / Sylhet / Barisal/ Rangpur/ Mymensingh Division.
14. Joint Chief (Planning), Health Service Division, Ministry of Health & Family Welfare, Bangladesh Secretariat, Dhaka
15. Joint Chief (Population & Planning wing), Planning commission, Sher-e-Bangla Nagar, Dhaka.
16. Joint Chief (Planning), Program Management and Monitoring Unit (PMMU), Azimpur, Dhaka-1205.
17. Superintendent, Maternal & Child Health Training Institute (MCHTI), Azimpur, Dhaka.
18. Director, Mohammadpur Fertility Services & Training Centre (MFSTC), Mohammadpur, Dhaka.
19. Director, Maternal & Child Health Training Institute (MCHTI), Lalkuthi, Mirpur, Dhaka.
20. P.S. to the Honorable Minister, Ministry of Health and Family Welfare, Bangladesh Secretariat, Dhaka, for kind information of the Honorable Minister.
21. Deputy Chief (Planning), Medical Education & Family Welfare Division, Ministry of Health & Family Welfare, Bangladesh Secretariat, Dhaka.
22. Additional Director (Drugs and Stores), Directorate General of Family Planning, Central Warehouse, Mohakhali, Dhaka.
23. Deputy Director, Family Planning, ----- District (You are requested to take appropriate measures to ensure timely online submission of Form 7B report from upazilas).
24. Regional/District Consultant, FPCS-QIT, District Family Planning Office, ----- District.
25. Central/Regional Supply Officer, Family Planning, ----- CWH/RWHs.
26. Assistant Maintenance Engineer, MIS Unit, DGFP (Requested to upload this report to DGFP website).
27. Country Project Director, SIAPS/MSH, House: 3, Road: No. 23B, Gulshan-1, Dhaka-1212.
28. Country Director, the World Bank, E-32, Agargaon, Sher-e-Bangla Nagar, Dhaka-1207.
29. Team Leader, Population & Health Team, USAID, Madani Avenue, Baridhara, Dhaka.
30. Country Representative, UNFPA, IDB Bhaban, Agargaon, Sher-E-Bangla Nagar, Dhaka.
31. Managing Director, SMC, SMC Tower, 33 Banani C/A, Dhaka-1213.
32. Documentation Center, IEM Unit, Directorate General of Family Planning, 6 Kawran Bazar, Dhaka.
33. Responsible person of Dispatch Section, MIS Unit, DGFP (Requested to distribute the published 'Family Planning Monthly Logistics Report' to concerned Person/Office/Organization).
34. PA to Director General, Directorate General of Family Planning, 6 Kawran Bazar, Dhaka 1215.
35. Concerned Organization/Person.









 (Shafiul Haque)
 Deputy Director (MIS)

Table Of Contents

	Page
1. DGFP Stock Status Report	1-2
2. National Receipts Quantity by Product by Month	3
3. National Level Contraceptive Summary Report	4
4. Stock Status Report at Different Levels	5
5. Contraceptive Stock Status by Product at Upazila Store and Field	6-10
6. Contraceptive Stock Status by Product at Regional Warehouses/Upazila	11-31
7. Month-wise Consumption Trend	32-34
8. Report on Upazila and Warehouse Having Stock Out in last month	35

1. DGFP Stock Status Report

Year →	2021												2022												2023												2024		
	4	5	6	7	8	9	10	11	12	1	2	3	4	5	6	7	8	9	10	11	12	1	2	3	4	5	6	7	8	9	10	11	12	1	2	3			
Min.-Max. →	Min						Max																																
Product ↓	CS - 96.54m : 11.7 MOS																																						
Condom	11.7 MOS												67m = 8.1 MOS																										
*AMC = 8.22m													FY 2019-20: 175.75m (175.75m received)						FY 2020-21: 67m (GoB Rev.)																				
	CS - 121.80m : 19.8 MOS																																						
Pill (Total)	19.8 MOS												40.82m = 6.6 MOS																										
*AMC = 6.14m													FY 2020-21: 113.97m (73.15m received)																										
	CS (0.579): 42.6 MOS																																						
IUD	42.6 MOS (October 2024)																																						
*AMC = 13,614													FY 2020-21: 16m (14m - RPA & 2m Rev.)																										
	CS (30.09m): 37.2 MOS																																						
Injectables	37.2 MOS (April 2024)																																						
*AMC = 0.82m													FY 2020-21: 0.575m (RPA)																										
	CS-(0.118m): 3.3 MOS																																						
Implant	3.3 MOS			0.575m = 16.0 MOS																																			
*AMC = 35,778																																							
	Pill (Total): 2nd & 3rd generation Shukhi and APON *AMC is calculated based on past 6-months consumption Data Sources: DGFP/L&S unit, DGFP LMIS web site - https://scmpbd.org/ Central Warehouse WIMS data and Approved DGFP Procurement Plan National min-max stock level is 6 & 10 MOS AMC = Average Monthly Consumption															Legend:  Current Stock (CS): Less than 3 MOS  Current Stock (CS): MOS 3.0 to Less than 6 MOS  Current Stock (CS): MOS 6 and above  Planned for FY 2020-21  Procurement completed, yet to be received  Donation																							

DGFP STOCK STATUS NOTES
(For Contraceptives)
Month: March 2021

- CONDOM** – Current national stock is 96.54 million pieces and this stock can be used up to March 2022.
- 2019-20: GoB (Rev.) – 175.75 million pcs: DGFP received total 175.75 million as of 31st March 2021.
 - 2020-21: GoB (Rev.) – 67 million pcs. (Revised plan): IFT published on 05-08-2020, tender opened on 17-08-2020, TEC meeting held on 31-08-2020 and contract signed on 08/10/2020.
- PILL** – Current national stock of Oral Contraceptive Pill is 121.8 million cycles which will go up to November 2022.
- 2020-21: GoB (RPA) – 22.47 million cycles (2nd Generation): Tender rejected and IFT (Retender) published on 18-11-2020 and TOC held on 02-12-2020. TEC held on 06/01/2021. Proposal Send to ministry for approval on 07-02-2021. Proposal approved by the ministry & contract signed on 29-03-2021.
 - 2020-21: GoB (RPA) – 54.5 million cycles (3rd Generation): 1st and 2nd TEC meeting held on 12/10/2020 and 20/10/2020 respectively. Send to CCGP through ministry for approval on 22-11-2020. Proposal approved by CCGP on 23/12/2020. Contract signed on 11/01/2021(For Lot-01) and 18/01/2021(For Lot 02 & 03). DGFP received 36.14 million as of 31st March 2021. Rest 18.35 million is scheduled to deliver to DGFP from April 2021 and onward.
 - 2020-21: GoB (RPA) – 4 million cycles (POP - Apon): IFT published on 02-09-20 and Tender opened on 30-09-20. TEC meeting held on 19-10-20. NOA issued on 15-11-2020. Contract signed on 09/12/2020. DGFP received the total quantity in February 2021.
 - 2020-21: GoB (Rev.) – 31m (2nd Generation): Contract signed on 15/10/2020. DGFP received all 31 million cycles as of 31st January 2021.
 - 2020-21: GoB (Rev.) – 6 million (3rd Generation): Contract signed on 14/10/2020. DGFP received total 6 million cycles in November & December 2020.
 - 2020-21: GoB (Rev.) – 0.5 million cycles (POP- APON): Contract signed on 04/10/2020. DGFP received the total quantity in November 2020.
- IUD** – Current national stock is 0.579 million pcs and this stock can be used up to October 2024.
- INJECTABLES** – Current stock of 30.09 million vials and that can be used up to April 2024.
- 2020-21: GoB (RPA) – 14 million vials: IFT published on 16-09-2020. TEC held on 28-10-2020, Send to ministry on 05-11-2020 for approval. Contract signed on 14/12/2020. DGFP received total 14 million in January & February 2021.
 - 2020-21: GoB (Rev.) – 2 million vials: Contract signed on 07/10/2020 and DGFP received full quantity as of 31st October 2020.
- IMPLANT** – Current stock is 0.162 million sets and this can be used up to July 2021.
- 2019-20: GoB (RPA) - 300,000 sets (Two rods – Revised plan): TEC held on 17-02-2021 and tender rejected again on 22-02-21 for 3rd time. And again IFT published on 25/02/2021 as retender 4th time. Tender opened on 31st March.
 - 2020-21: GoB (RPA)–0.275 million sets of single rod implant plan approved by DG. IFT published on 05-10-2020. Tender opened on 19-11-2020. Tender rejected due to not dropping by any vendor.
 - 2020-21: GoB (RPA) – 0.275 million sets of two rod implant plan approved by DG. IFT published on 18-01-2021. Tender opened on 08-03-2021. TEC held on 14-03-2021 & 28-03-2021, evaluation completed and sent to MOHFW for review and approval.

You can also download the previous reports from <http://www.scmpbd.org>

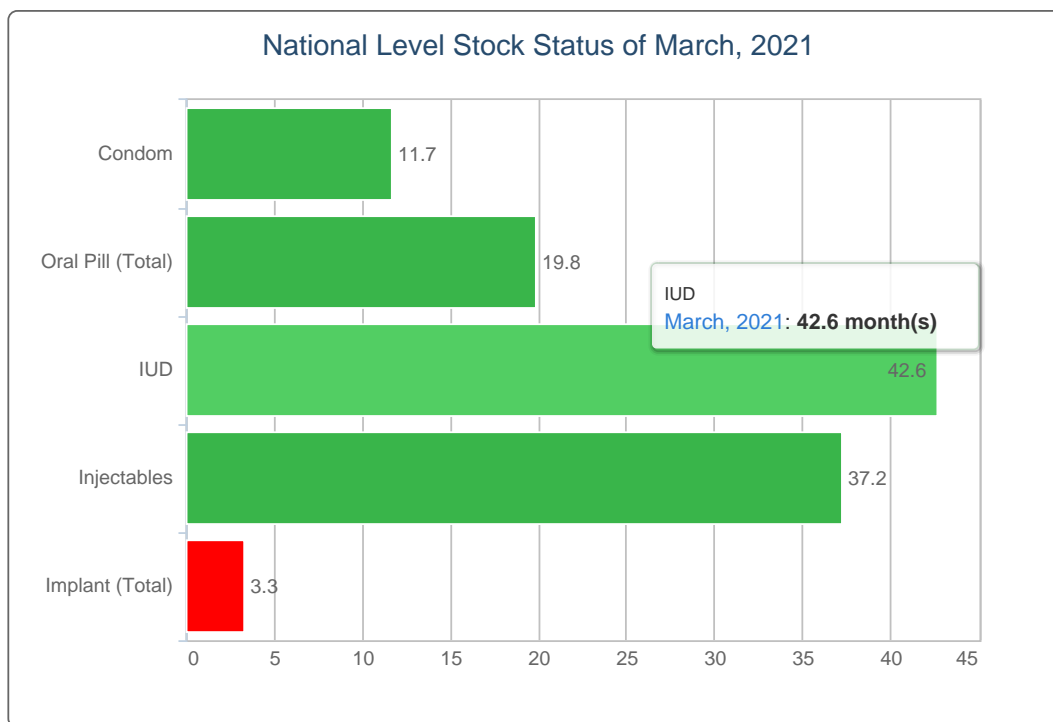
2. National Receipts Quantity by Product by Month

Contraceptive Received Report

Month: March, 2021

Item	Supplier	Receiver	Date Receipts	Qty
Condom	KHULNA ESSENTIAL LATEX PLANT (KELP)	Sylhet RWH	31/03/21	4,822,800
Total				4,822,800
Disposable Syr.	JMI SYRINGE & MEDICAL DEVICES LTD.	Barishal RWH	31/03/21	11,040,000
Total				11,040,000

3. National Level Contraceptive Summary Report



■ MOS: < 3.0

■ MOS: 3.0 - 5.9

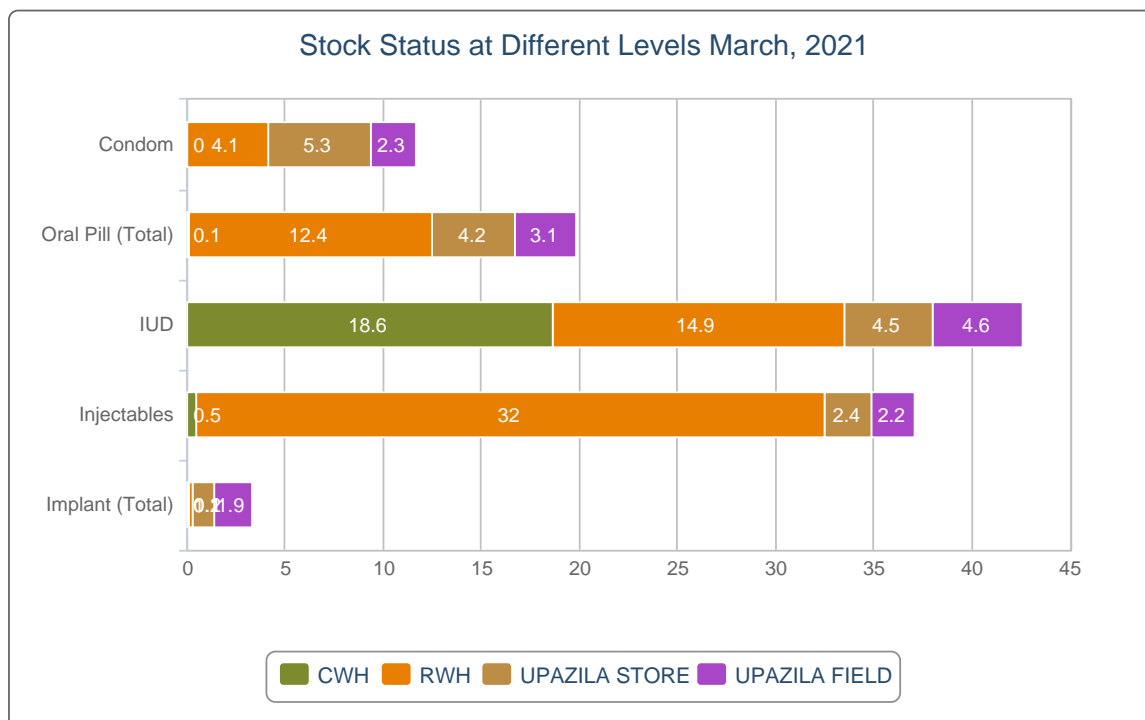
■ MOS: 6.0 and above

MOS = Month of Stock

National Level Stock Status of March, 2021

SL	Name of Products	Reported Consumption	Reported Closing Balance	Average Monthly Consumption	MOS
1	Condom	8,336,985	96,534,052	8,218,407	11.7
2	Oral Pill (Total)	6,212,348	121,796,446	6,138,524	19.8
3	IUD	17,410	579,919	13,615	42.6
4	Injectables	820,538	30,096,625	808,250	37.2
5	Implant (Total)	44,307	118,842	35,791	3.3

4. Stock Status Report at Different Levels

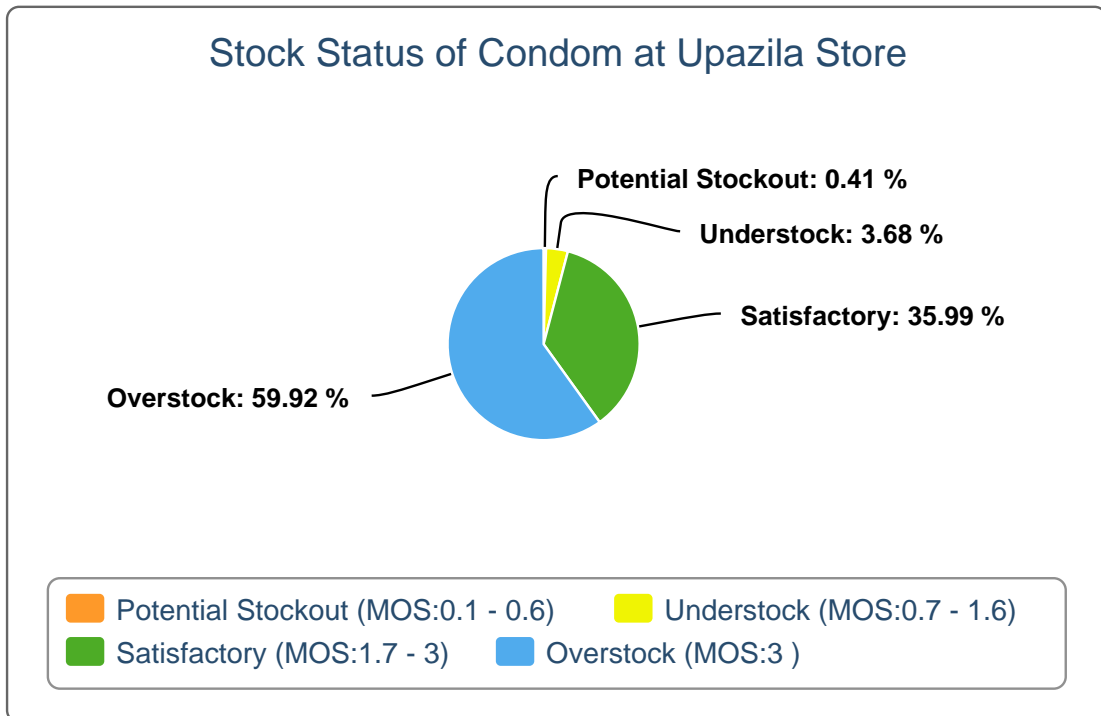


Stock Status at Different Levels March, 2021

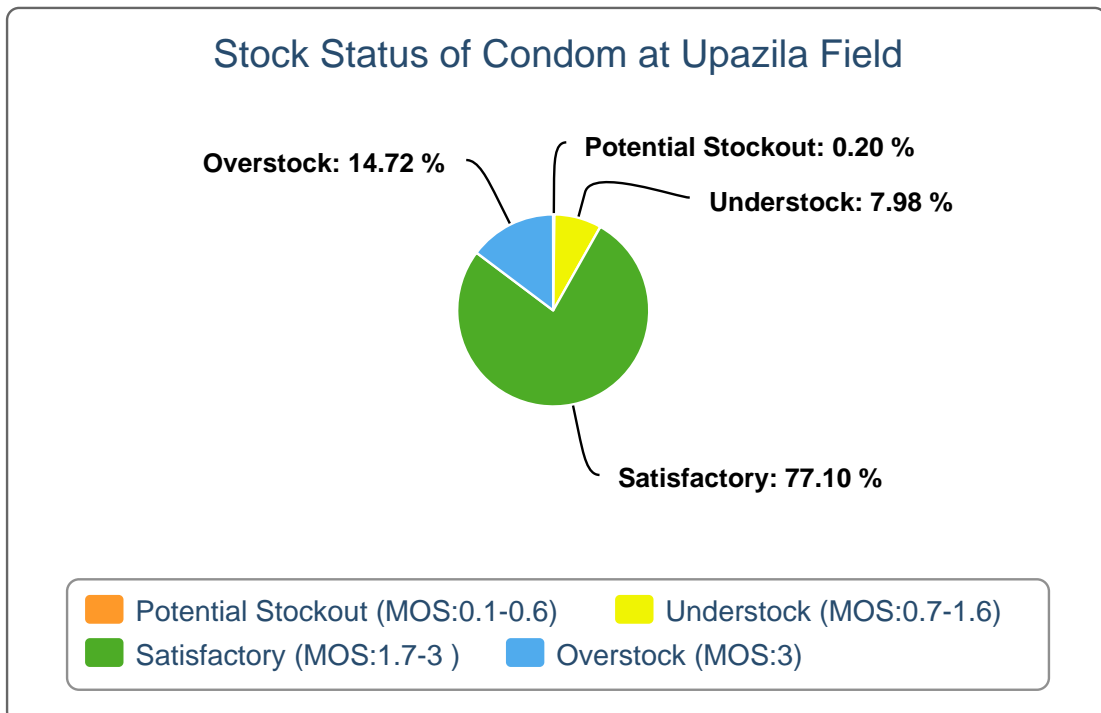
Products	Avg. Consump. of Last 6 Months	CWH Level	MOS	RWH Level	MOS	Upazila Level	MOS	Field Level	MOS	National Level	MOS
Condom	8,218,407	396,000	0	33,597,400	4.1	43,917,433	5.3	18,623,219	2.3	96,534,052	11.7
Oral Pill (Total)	6,138,524	590,570	0.1	76,360,458	12.4	25,880,803	4.2	18,964,615	3.1	121,796,446	19.8
IUD	13,615	252,750	18.6	202,283	14.9	61,898	4.5	62,988	4.6	579,919	42.6
Injectables	808,250	443,581	0.5	25,891,300	32	1,978,232	2.4	1,783,512	2.2	30,096,625	37.2
Implant (Total)	35,791	1,800	0.1	7,635	0.2	39,686	1.1	69,721	1.9	118,842	3.3

5. Contraceptive Stock Status by Product at Upazila Store and Field

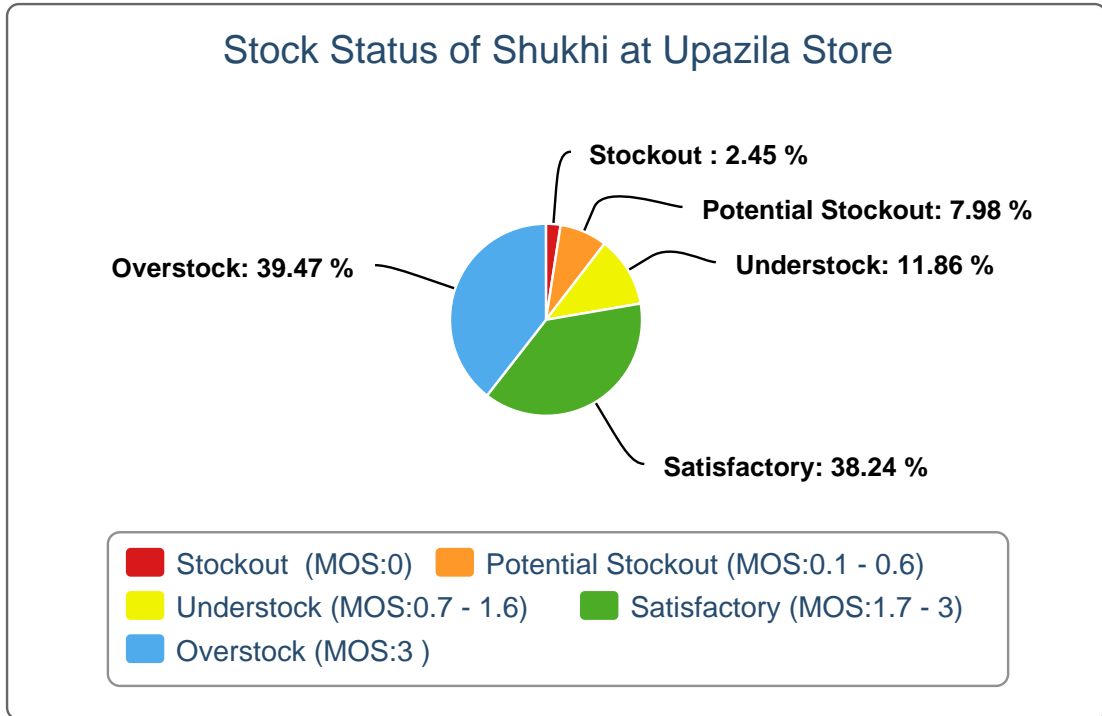
5(a).



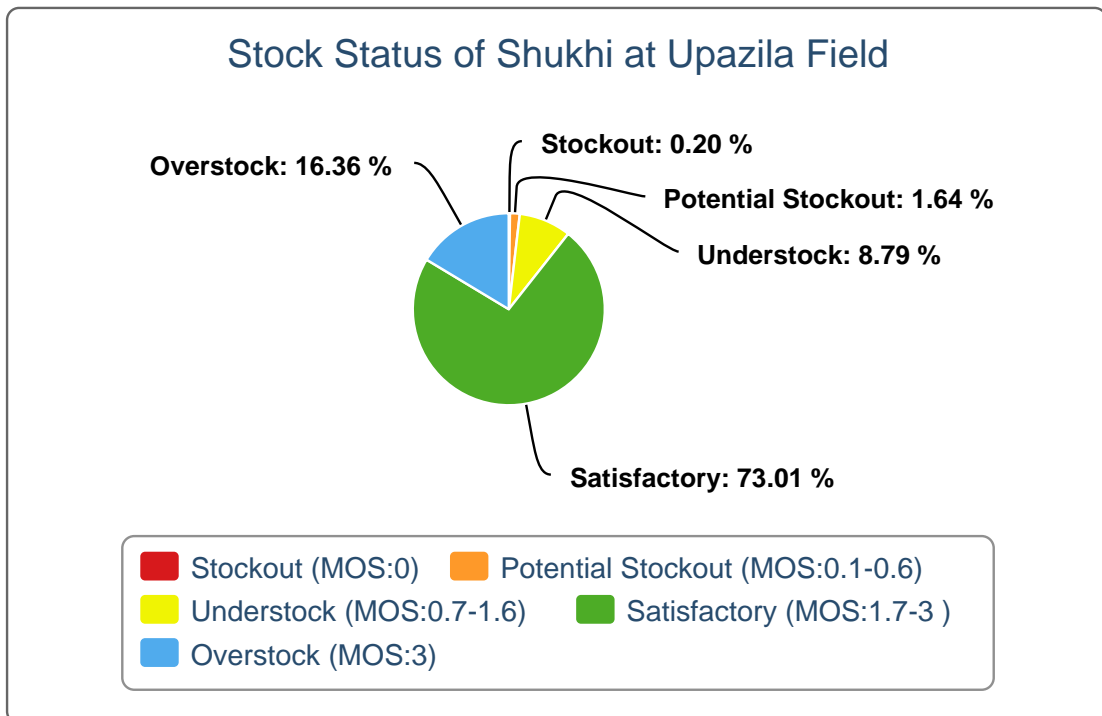
5(b).



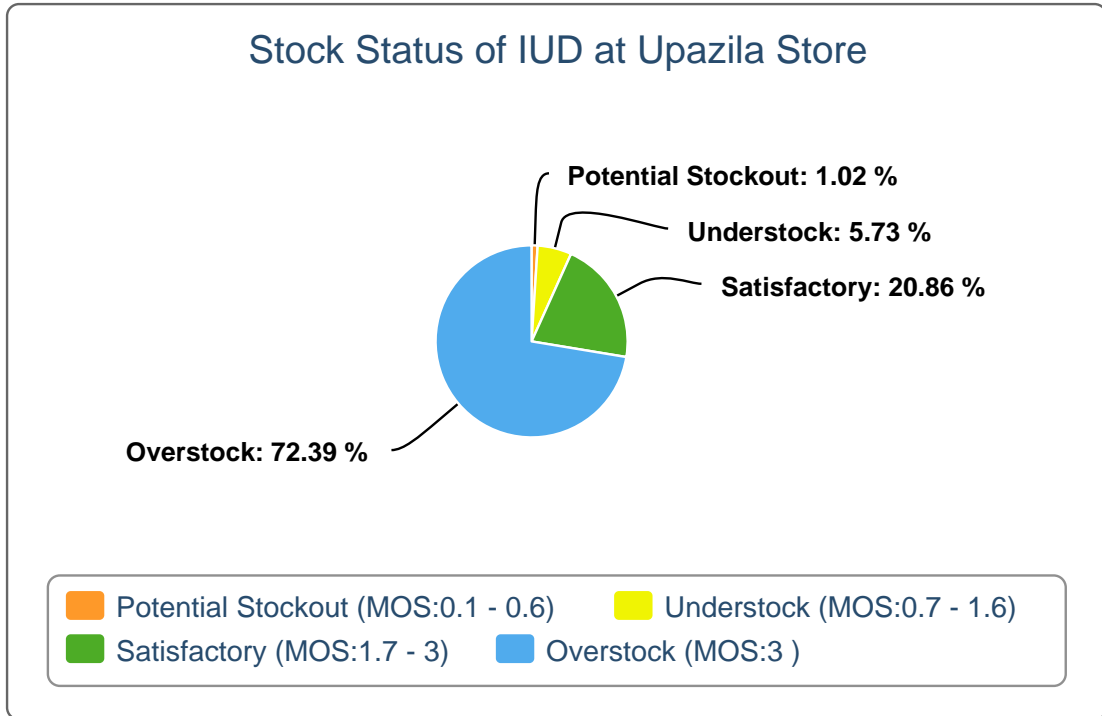
5(c).



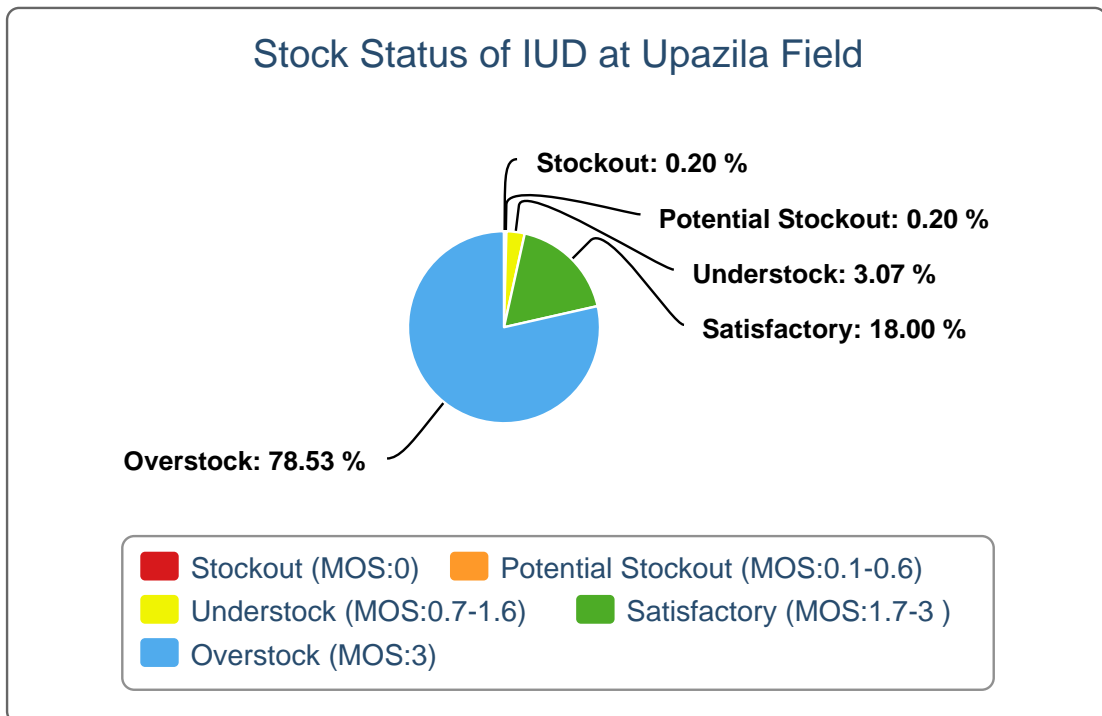
5(d).



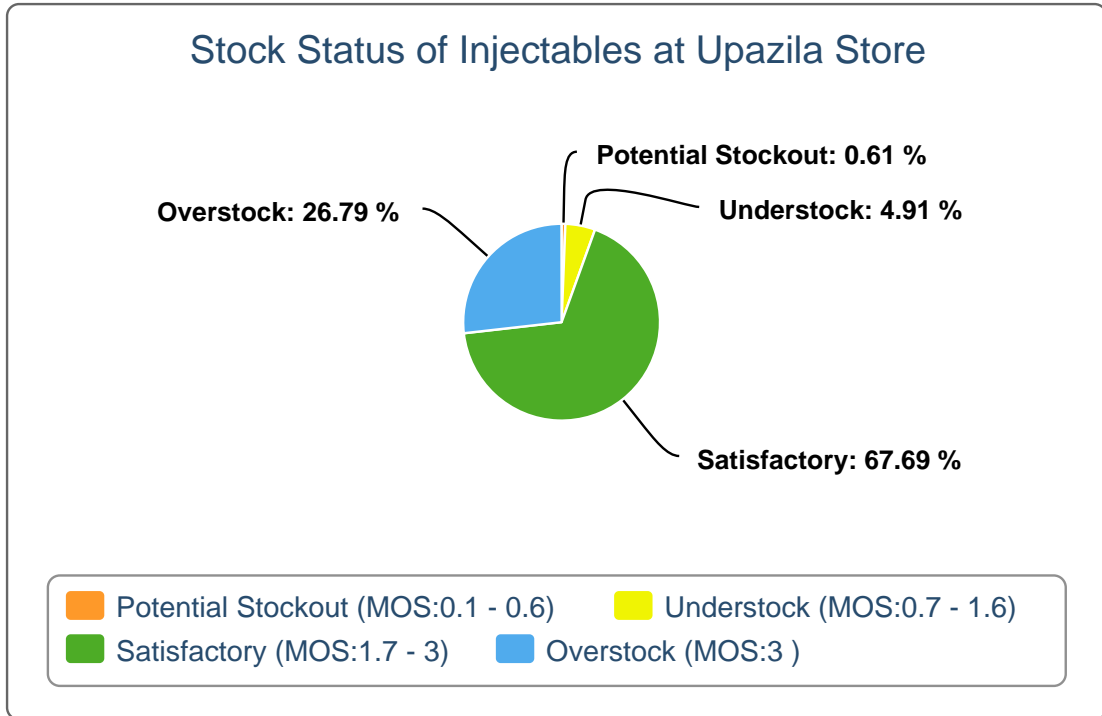
5(e).



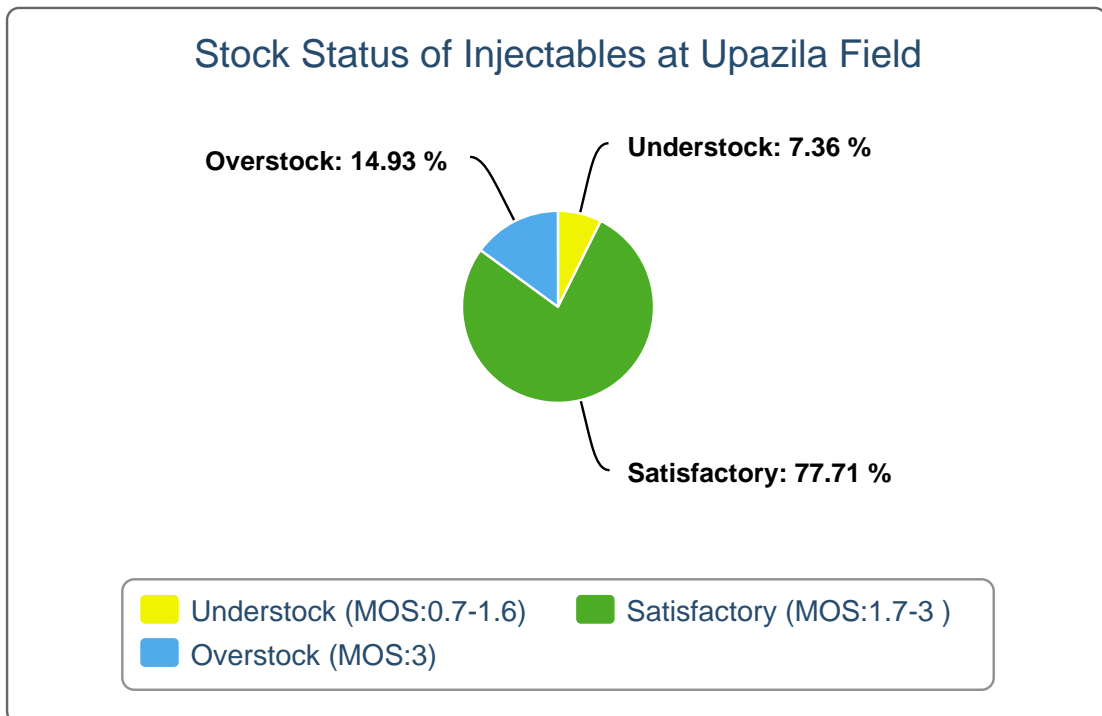
5(f).



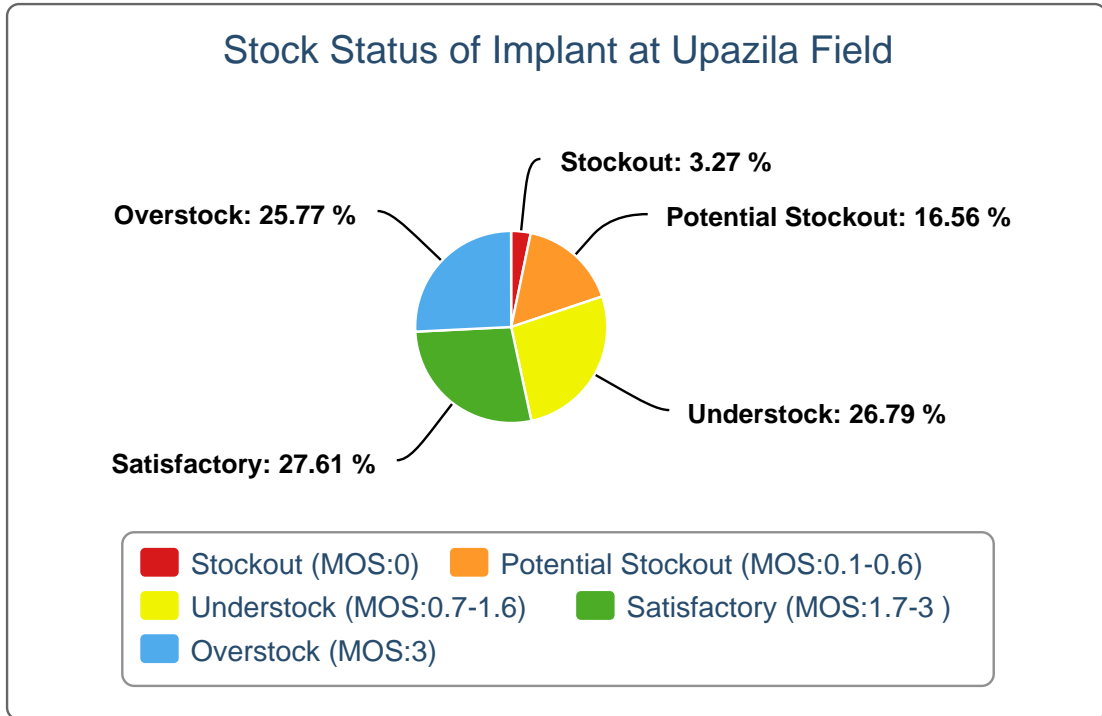
5(g).



5(h).



5(i).



6(a). Contraceptive Stock Status by Product at Regional Warehouses

SL	WH Name	Condom			Shukhi			IUD			Injectables			Implant		
		CBL	AMD	MOS	CBL	AMD	MOS	CBL	AMD	MOS	CBL	AMD	MOS	CBL	AMD	MOS
1	Bandarban RWH	129,600	34,659	3.7	174,720	21,236	8.2	850	140	6.1	7,000	2,644	2.6	50	190	0.3
2	Barishal RWH	3,128,400	211,796	14.8	118,560	180,999	0.7	11,350	371	30.6	43,700	27,028	1.6	700	978	0.7
3	Bhola RWH	216,000	43,227	5.0	78,720	51,832	1.5	4,300	126	34.1	38,000	27,192	1.4	700	335	2.1
4	Bogura RWH	166,800	499,462	0.3	18,115,360	334,469	54.2	18,825	519	36.3	6,893,500	29,576	233.1	50	2,582	0.0
5	Chattogram RWH	10,650,200	374,033	28.5	23,554,058	286,274	82.3	23,380	1,418	16.5	10,055,400	46,063	218.3	0	2,470	0.0
6	Cumilla RWH	817,200	428,129	1.9	315,360	330,119	1.0	3,250	1,363	2.4	138,000	55,825	2.5	150	2,504	0.1
7	Dhaka CWH	396,000	1,230,914	0.3	590,570	705,282	0.8	252,750	1,819	138.9	443,581	89,375	5.0	1,800	3,109	0.6
8	Dinajpur RWH	723,600	171,091	4.2	150,720	250,492	0.6	13,300	493	27.0	36,000	30,582	1.2	400	2,260	0.2
9	Faridpur RWH	1,526,400	451,747	3.4	502,080	289,585	1.7	14,200	737	19.3	110,000	31,160	3.5	150	2,388	0.1
10	Jamalpur RWH	655,200	292,801	2.2	243,360	225,375	1.1	9,700	238	40.8	64,000	24,989	2.6	0	1,120	0.0
11	Jashore RWH	486,000	432,925	1.1	534,240	260,701	2.0	11,850	375	31.6	106,500	37,818	2.8	1,150	1,361	0.8
12	Khulna RWH	495,600	508,370	1.0	22,203,850	323,788	68.6	18,800	561	33.5	7,589,000	32,099	236.4	40	1,480	0.0
13	Kushtia RWH	1,368,000	280,310	4.9	512,160	143,348	3.6	5,533	186	29.7	61,400	29,055	2.1	300	848	0.4
14	Mymensingh RWH	8,372,000	589,812	14.2	366,240	729,118	0.5	2,200	822	2.7	45,500	50,378	0.9	300	2,842	0.1
15	Noakhali RWH	705,600	214,776	3.3	794,880	154,437	5.1	3,800	774	4.9	71,500	37,750	1.9	70	1,521	0.0
16	Pabna RWH	223,200	461,635	0.5	819,840	311,096	2.6	6,500	776	8.4	147,000	40,356	3.6	1,050	950	1.1
17	Patuakhali RWH	165,600	95,046	1.7	315,360	127,782	2.5	10,350	281	36.8	66,700	21,369	3.1	275	1,105	0.2
18	Rajshahi RWH	410,400	609,885	0.7	242,400	254,359	1.0	15,145	343	44.2	104,600	29,727	3.5	800	1,410	0.6
19	Rangamati RWH	147,600	43,332	3.4	167,520	34,776	4.8	1,100	90	12.2	17,000	2,787	6.1	100	259	0.4
20	Rangpur RWH	1,191,600	472,243	2.5	6,986,390	598,287	11.7	8,150	1,158	7.0	158,000	95,088	1.7	50	2,751	0.0
21	Sylhet RWH	1,039,200	530,769	2.0	164,640	336,617	0.5	16,100	672	24.0	119,500	45,740	2.6	0	2,347	0.0
22	Tangail RWH	979,200	241,445	4.1	0	188,552	0.0	3,600	353	10.2	19,000	21,649	0.9	1,300	981	1.3

6(b). Contraceptive Stock Status by Product at Upazila

SL	Warehouse Name	Upazila Name	Condom			Shukhi			IUD			Injectables			Implant		
			CBL	AMD	MOS	CBL	AMD	MOS	CBL	AMD	MOS	CBL	AMD	MOS	CBL	AMD	MOS
1	Bandarban RWH	Alikadam	22,056	8,950	2.5	8,705	3,533	2.5	100	28	3.6	2,205	445	5.0	162	35	4.6
2	Bandarban RWH	Bandarban Sadar	8,354	3,353	2.5	9,040	3,677	2.5	108	35	3.1	1,700	505	3.4	83	48	1.7
3	Bandarban RWH	Lama	16,464	5,722	2.9	11,110	5,078	2.2	137	47	2.9	1,451	625	2.3	62	27	2.3
4	Bandarban RWH	Naikhongchhari	24,500	6,304	3.9	13,160	3,343	3.9	35	8	4.4	1,775	584	3.0	60	32	1.9
5	Bandarban RWH	Rowangchhari	12,812	2,390	5.4	10,140	1,934	5.2	37	7	5.3	771	211	3.7	20	17	1.2
6	Bandarban RWH	Ruma	13,680	5,802	2.4	8,395	1,671	5.0	34	7	4.9	596	112	5.3	85	7	12.1
7	Bandarban RWH	Thanchi	13,254	2,138	6.2	10,330	2,000	5.2	40	8	5.0	1,078	162	6.7	46	24	1.9
8	Barishal RWH	Agailjhara	96,010	6,686	14.4	18,255	7,785	2.3	108	11	9.8	1,391	666	2.1	2	34	0.1
9	Barishal RWH	Babuganj	330,200	5,232	63.1	34,515	6,328	5.5	25	16	1.6	1,211	542	2.2	50	44	1.1
10	Barishal RWH	Bakerganj	684,508	15,638	43.8	37,650	14,032	2.7	71	23	3.1	3,895	1,879	2.1	0	72	0.0
11	Barishal RWH	Banari Para	332,344	5,159	64.4	28,000	7,027	4.0	50	9	5.6	1,126	519	2.2	0	45	0.0
12	Barishal RWH	Barishal Sadar (kotwali)	67,740	35,918	1.9	42,350	15,664	2.7	124	62	2.0	6,702	3,508	1.9	76	125	0.6
13	Barishal RWH	Bhandaria	62,200	10,372	6.0	26,875	7,591	3.5	119	19	6.3	2,088	1,024	2.0	50	36	1.4
14	Barishal RWH	Gaurnadi	77,400	8,845	8.8	24,815	10,079	2.5	85	16	5.3	1,863	1,000	1.9	0	53	0.0
15	Barishal RWH	Hizla	154,520	7,416	20.8	29,550	5,366	5.5	32	9	3.6	2,978	1,429	2.1	200	14	14.3
16	Barishal RWH	Indurkani	187,304	4,158	45.0	21,545	4,652	4.6	97	7	13.9	1,987	623	3.2	50	29	1.7
17	Barishal RWH	Jhalokati Sadar	121,500	7,947	15.3	27,340	6,894	4.0	63	14	4.5	1,571	800	2.0	50	87	0.6
18	Barishal RWH	Kanthalia	100,605	4,095	24.6	23,140	4,553	5.1	43	4	10.8	1,389	619	2.2	100	23	4.3
19	Barishal RWH	Kawkhali	83,600	4,703	17.8	23,960	3,512	6.8	70	14	5.0	805	354	2.3	50	26	1.9
20	Barishal RWH	Mathbaria	199,740	13,591	14.7	55,850	16,739	3.3	85	19	4.5	3,436	1,601	2.1	60	48	1.3
21	Barishal RWH	Mehendiganj	44,292	11,354	3.9	29,180	10,388	2.8	85	28	3.0	11,541	4,385	2.6	200	25	8.0
22	Barishal RWH	Muladi	14,316	9,956	1.4	10,485	7,359	1.4	38	10	3.8	3,491	1,795	1.9	52	24	2.2
23	Barishal RWH	Nalchity	54,396	6,156	8.8	21,145	6,299	3.4	31	13	2.4	2,753	1,303	2.1	60	21	2.9
24	Barishal RWH	Nazirpur	183,312	14,114	13.0	26,075	11,297	2.3	44	24	1.8	2,810	1,392	2.0	25	42	0.6
25	Barishal RWH	Nesarabad (swarupkati)	154,744	16,553	9.3	41,870	12,199	3.4	111	24	4.6	2,575	1,394	1.8	50	74	0.7

SL	Warehouse Name	Upazila Name	Condom			Shukhi			IUD			Injectables			Implant		
			CBL	AMD	MOS	CBL	AMD	MOS	CBL	AMD	MOS	CBL	AMD	MOS	CBL	AMD	MOS
26	Barishal RWH	Pirojpur Sadar	91,416	9,606	9.5	28,215	7,574	3.7	83	26	3.2	1,820	877	2.1	100	44	2.3
27	Barishal RWH	Rajapur	110,008	5,422	20.3	22,940	4,780	4.8	50	4	12.5	1,172	545	2.2	50	11	4.5
28	Barishal RWH	Wazirpur	990,720	8,875	111.6	37,415	10,881	3.4	54	19	2.8	1,737	773	2.2	25	101	0.2
29	Bhola RWH	Bhola Sadar	23,210	11,980	1.9	37,153	11,181	3.3	143	53	2.7	10,196	5,172	2.0	120	130	0.9
30	Bhola RWH	Burhanuddin	23,974	3,161	7.6	21,120	7,332	2.9	67	18	3.7	8,172	1,331	6.1	150	38	3.9
31	Bhola RWH	Char Fasson	33,900	13,961	2.4	54,990	14,618	3.8	78	25	3.1	17,995	8,739	2.1	200	64	3.1
32	Bhola RWH	Daulat Khan	37,494	1,683	22.3	49,126	4,323	11.4	125	5	25.0	7,300	3,501	2.1	500	13	38.5
33	Bhola RWH	Lalmohan	22,230	6,786	3.3	33,634	9,475	3.5	72	17	4.2	11,110	5,134	2.2	150	28	5.4
34	Bhola RWH	Manpura	9,376	4,352	2.2	9,150	2,360	3.9	72	3	24.0	4,300	1,788	2.4	20	32	0.6
35	Bhola RWH	Tazumuddin	41,866	1,304	32.1	58,050	2,543	22.8	80	5	16.0	4,519	1,527	3.0	50	30	1.7
36	Bogura RWH	Adamdighi	46,800	9,725	4.8	87,055	6,032	14.4	167	12	13.9	1,846	256	7.2	0	55	0.0
37	Bogura RWH	Akkelpur	31,572	6,341	5.0	785,630	4,780	164.4	72	12	6.0	1,725	363	4.8	0	78	0.0
38	Bogura RWH	Atrai	59,900	11,454	5.2	57,530	10,910	5.3	142	6	23.7	2,239	496	4.5	0	50	0.0
39	Bogura RWH	Badalgachhi	29,774	9,612	3.1	40,210	9,861	4.1	71	7	10.1	2,063	1,198	1.7	0	82	0.0
40	Bogura RWH	Bogura Sadar	79,700	70,542	1.1	45,037	14,446	3.1	92	45	2.0	1,630	2,263	0.7	55	177	0.3
41	Bogura RWH	Dhamoirhat	47,704	7,378	6.5	47,375	6,899	6.9	95	9	10.6	2,307	542	4.3	50	27	1.9
42	Bogura RWH	Dhunat	109,800	32,764	3.4	91,570	20,109	4.6	115	15	7.7	5,078	1,992	2.5	100	106	0.9
43	Bogura RWH	Dhupchanchia	49,350	8,361	5.9	67,515	7,523	9.0	104	10	10.4	3,670	683	5.4	5	119	0.0
44	Bogura RWH	Gabtali	93,660	27,417	3.4	61,740	14,191	4.4	121	6	20.2	7,206	2,327	3.1	0	135	0.0
45	Bogura RWH	Ghoraghat	17,500	5,358	3.3	23,070	6,294	3.7	77	16	4.8	770	308	2.5	2	38	0.1
46	Bogura RWH	Hakimpur	14,600	6,664	2.2	27,122	4,038	6.7	46	12	3.8	850	226	3.8	0	37	0.0
47	Bogura RWH	Joypurhat Sadar	29,376	16,295	1.8	28,820	10,989	2.6	130	35	3.7	1,893	801	2.4	100	184	0.5
48	Bogura RWH	Kahaloo	78,180	17,011	4.6	55,980	11,162	5.0	127	31	4.1	3,463	892	3.9	0	141	0.0
49	Bogura RWH	Kalai	20,784	6,296	3.3	37,610	7,667	4.9	36	12	3.0	825	382	2.2	0	44	0.0
50	Bogura RWH	Khetlal	43,512	6,857	6.3	47,945	4,718	10.2	68	11	6.2	1,201	244	4.9	0	65	0.0

SL	Warehouse Name	Upazila Name	Condom			Shukhi			IUD			Injectables			Implant		
			CBL	AMD	MOS	CBL	AMD	MOS	CBL	AMD	MOS	CBL	AMD	MOS	CBL	AMD	MOS
51	Bogura RWH	Mahadebpur	50,376	15,894	3.2	89,315	15,964	5.6	68	11	6.2	4,176	806	5.2	0	129	0.0
52	Bogura RWH	Manda	74,400	22,371	3.3	93,180	28,046	3.3	337	62	5.4	8,322	1,864	4.5	50	77	0.6
53	Bogura RWH	Nandigram	38,300	9,017	4.2	35,085	10,141	3.5	110	4	27.5	1,270	372	3.4	0	59	0.0
54	Bogura RWH	Naogaon Sadar	92,212	24,585	3.8	64,880	14,837	4.4	144	19	7.6	5,490	1,339	4.1	0	97	0.0
55	Bogura RWH	Niamatpur	65,444	15,029	4.4	784,345	13,510	58.1	218	11	19.8	3,985	864	4.6	0	83	0.0
56	Bogura RWH	Panchbibi	56,420	10,544	5.4	62,223	6,877	9.0	109	16	6.8	4,068	822	4.9	351	107	3.3
57	Bogura RWH	Patnitala	51,000	8,965	5.7	61,429	8,507	7.2	98	10	9.8	3,237	594	5.4	100	69	1.4
58	Bogura RWH	Porsha	43,884	10,761	4.1	81,715	9,004	9.1	114	14	8.1	3,408	473	7.2	0	31	0.0
59	Bogura RWH	Raninagar	49,708	11,136	4.5	51,590	7,764	6.6	110	7	15.7	2,005	501	4.0	0	37	0.0
60	Bogura RWH	Sapahar	48,866	10,437	4.7	52,660	9,543	5.5	116	7	16.6	3,506	978	3.6	100	45	2.2
61	Bogura RWH	Sariakandi	64,488	15,619	4.1	488,565	8,991	54.3	96	28	3.4	4,002	1,155	3.5	50	122	0.4
62	Bogura RWH	Shajahanpur	57,322	46,877	1.2	48,120	13,282	3.6	96	16	6.0	4,617	1,060	4.4	0	120	0.0
63	Bogura RWH	Sherpur	110,892	30,154	3.7	98,455	18,279	5.4	137	22	6.2	4,754	1,591	3.0	0	84	0.0
64	Bogura RWH	Shibganj	28,700	15,697	1.8	51,210	20,429	2.5	7	12	0.6	4,000	3,410	1.2	150	89	1.7
65	Bogura RWH	Sonatola	44,360	10,301	4.3	47,940	9,676	5.0	42	41	1.0	1,648	774	2.1	100	95	1.1
66	Chattogram RWH	Anowara	29,700	8,895	3.3	154,550	9,889	15.6	115	23	5.0	1,919	876	2.2	100	44	2.3
67	Chattogram RWH	Banshkhali	27,720	11,791	2.4	26,980	10,037	2.7	47	19	2.5	4,342	2,068	2.1	250	121	2.1
68	Chattogram RWH	Boalkhali	268,536	8,091	33.2	191,954	8,947	21.5	95	32	3.0	1,031	487	2.1	50	48	1.0
69	Chattogram RWH	Chakaria	35,208	14,184	2.5	49,375	15,042	3.3	187	67	2.8	7,303	3,304	2.2	50	88	0.6
70	Chattogram RWH	Chandanaish	21,300	7,390	2.9	21,820	7,282	3.0	52	33	1.6	300	856	0.4	100	46	2.2
71	Chattogram RWH	Cox's Bazar Sadar	40,476	18,678	2.2	121,325	14,431	8.4	178	62	2.9	5,940	3,168	1.9	255	108	2.4
72	Chattogram RWH	Dighinala	17,826	8,598	2.1	30,723	8,558	3.6	71	17	4.2	2,257	899	2.5	100	43	2.3
73	Chattogram RWH	Double Mooring	92,268	45,893	2.0	32,890	11,014	3.0	569	234	2.4	4,954	2,354	2.1	158	192	0.8
74	Chattogram RWH	Fatikchhari	219,600	13,394	16.4	239,515	14,188	16.9	58	27	2.1	3,548	1,707	2.1	0	198	0.0
75	Chattogram RWH	Hathazari	57,913	27,448	2.1	41,240	15,249	2.7	57	31	1.8	2,141	1,204	1.8	150	65	2.3

SL	Warehouse Name	Upazila Name	Condom			Shukhi			IUD			Injectables			Implant		
			CBL	AMD	MOS	CBL	AMD	MOS	CBL	AMD	MOS	CBL	AMD	MOS	CBL	AMD	MOS
76	Chattogram RWH	Khagrachhari Sadar	34,668	3,608	9.6	64,410	5,247	12.3	106	46	2.3	915	531	1.7	46	34	1.4
77	Chattogram RWH	Kutubdia	41,352	2,344	17.6	27,895	2,758	10.1	221	29	7.6	7,548	891	8.5	100	100	1.0
78	Chattogram RWH	Lakshmichhari	6,943	1,169	5.9	9,629	2,089	4.6	22	12	1.8	309	99	3.1	50	15	3.3
79	Chattogram RWH	Lohagara	12,298	5,733	2.1	368,849	6,510	56.7	70	14	5.0	2,673	1,216	2.2	150	32	4.7
80	Chattogram RWH	Mahalchhari	21,740	3,061	7.1	34,735	4,053	8.6	69	5	13.8	800	257	3.1	50	24	2.1
81	Chattogram RWH	Maheshkhali	18,536	6,967	2.7	43,265	15,761	2.7	150	44	3.4	6,405	3,064	2.1	328	119	2.8
82	Chattogram RWH	Manikchhari	7,184	1,207	6.0	11,035	1,777	6.2	128	3	42.7	911	435	2.1	50	41	1.2
83	Chattogram RWH	Matiranga	32,700	7,773	4.2	17,740	6,818	2.6	90	30	3.0	1,196	804	1.5	52	48	1.1
84	Chattogram RWH	Mirsharai	27,148	11,473	2.4	29,400	11,775	2.5	161	50	3.2	3,400	1,579	2.2	100	62	1.6
85	Chattogram RWH	Panchhari	20,548	2,524	8.1	14,035	4,229	3.3	89	4	22.3	476	161	3.0	50	30	1.7
86	Chattogram RWH	Panchlaish	40,180	39,860	1.0	23,631	9,220	2.6	82	126	0.7	4,408	2,253	2.0	10	134	0.1
87	Chattogram RWH	Patiya	42,600	17,559	2.4	45,060	16,684	2.7	255	114	2.2	3,690	1,848	2.0	60	142	0.4
88	Chattogram RWH	Pekua	47,256	7,478	6.3	52,735	7,072	7.5	95	33	2.9	5,351	2,538	2.1	50	51	1.0
89	Chattogram RWH	Ramgarh	16,288	3,274	5.0	10,205	3,714	2.7	34	5	6.8	500	187	2.7	50	25	2.0
90	Chattogram RWH	Ramu	22,628	10,080	2.2	26,305	6,973	3.8	150	62	2.4	5,075	2,166	2.3	100	92	1.1
91	Chattogram RWH	Rangunia	27,231	12,693	2.1	30,096	10,614	2.8	52	45	1.2	3,001	1,436	2.1	100	64	1.6
92	Chattogram RWH	Raozan	23,228	9,759	2.4	23,268	9,542	2.4	215	67	3.2	2,820	1,052	2.7	200	105	1.9
93	Chattogram RWH	Sandwip	28,582	8,980	3.2	40,735	11,186	3.6	161	13	12.4	4,029	1,167	3.5	10	84	0.1
94	Chattogram RWH	Satkania	24,660	9,194	2.7	16,925	7,904	2.1	64	23	2.8	1,703	696	2.4	50	91	0.5
95	Chattogram RWH	Sitakunda	29,269	13,193	2.2	20,815	8,759	2.4	52	38	1.4	3,107	1,134	2.7	50	41	1.2
96	Chattogram RWH	Teknaf	47,100	25,031	1.9	29,300	13,290	2.2	166	70	2.4	7,469	4,306	1.7	170	114	1.5
97	Chattogram RWH	Ukhia	16,010	6,711	2.4	29,570	5,662	5.2	87	40	2.2	2,938	1,320	2.2	63	69	0.9
98	Cumilla RWH	Akhaura	59,836	6,652	9.0	36,991	5,312	7.0	191	14	13.6	3,742	733	5.1	10	23	0.4
99	Cumilla RWH	Ashuganj	83,760	11,693	7.2	36,840	6,218	5.9	235	18	13.1	3,689	779	4.7	0	49	0.0
100	Cumilla RWH	Banchhampur	115,500	15,433	7.5	71,535	8,970	8.0	211	24	8.8	4,344	1,558	2.8	0	104	0.0

SL	Warehouse Name	Upazila Name	Condom			Shukhi			IUD			Injectables			Implant		
			CBL	AMD	MOS	CBL	AMD	MOS	CBL	AMD	MOS	CBL	AMD	MOS	CBL	AMD	MOS
101	Cumilla RWH	Barura	37,260	12,430	3.0	48,300	16,297	3.0	54	50	1.1	5,771	3,033	1.9	50	55	0.9
102	Cumilla RWH	Bijoynagar	88,308	11,525	7.7	50,041	8,144	6.1	214	16	13.4	4,534	1,321	3.4	0	93	0.0
103	Cumilla RWH	Brahman Para	49,300	7,057	7.0	35,930	7,137	5.0	254	30	8.5	2,335	750	3.1	11	61	0.2
104	Cumilla RWH	Brahmanbaria Sadar	99,900	25,615	3.9	94,325	10,174	9.3	286	67	4.3	4,866	2,070	2.4	0	142	0.0
105	Cumilla RWH	Burichang	95,378	19,091	5.0	57,450	15,447	3.7	240	31	7.7	5,772	1,542	3.7	100	83	1.2
106	Cumilla RWH	Chandina	73,449	12,257	6.0	33,183	13,409	2.5	199	38	5.2	3,685	2,685	1.4	0	35	0.0
107	Cumilla RWH	Chandpur Sadar	103,400	13,027	7.9	42,050	12,450	3.4	272	97	2.8	5,019	2,181	2.3	90	103	0.9
108	Cumilla RWH	Chauddagram	101,536	17,003	6.0	57,670	14,982	3.8	128	28	4.6	5,986	3,253	1.8	100	45	2.2
109	Cumilla RWH	Cumilla Adarsha Sadar	46,600	40,557	1.1	44,935	15,461	2.9	148	109	1.4	2,754	2,768	1.0	13	174	0.1
110	Cumilla RWH	Cumilla Sadar Dakshin	83,400	14,837	5.6	58,370	14,405	4.1	147	31	4.7	2,342	2,651	0.9	10	71	0.1
111	Cumilla RWH	Daudkandi	117,528	9,997	11.8	56,125	9,001	6.2	107	74	1.4	7,661	1,627	4.7	100	47	2.1
112	Cumilla RWH	Debidwar	93,900	16,476	5.7	52,170	14,812	3.5	156	135	1.2	6,406	2,592	2.5	100	56	1.8
113	Cumilla RWH	Faridganj	100,200	10,400	9.6	73,650	10,022	7.3	175	66	2.7	5,190	2,011	2.6	0	139	0.0
114	Cumilla RWH	Haim Char	36,300	3,371	10.8	28,345	4,127	6.9	157	19	8.3	1,814	429	4.2	50	25	2.0
115	Cumilla RWH	Hajiganj	75,100	5,842	12.9	42,570	10,075	4.2	418	40	10.5	5,102	1,767	2.9	0	78	0.0
116	Cumilla RWH	Homna	71,672	14,466	5.0	47,365	7,586	6.2	133	28	4.8	3,955	1,157	3.4	10	49	0.2
117	Cumilla RWH	Kachua	123,880	9,669	12.8	67,125	11,228	6.0	213	45	4.7	5,627	2,846	2.0	50	57	0.9
118	Cumilla RWH	Kasba	112,800	18,262	6.2	41,895	12,344	3.4	152	43	3.5	3,160	1,093	2.9	10	138	0.1
119	Cumilla RWH	Laksam	57,900	7,276	8.0	34,350	6,344	5.4	188	38	4.9	4,356	1,378	3.2	10	42	0.2
120	Cumilla RWH	Manoharganj	50,600	8,904	5.7	39,355	7,056	5.6	109	12	9.1	3,454	1,137	3.0	50	40	1.3
121	Cumilla RWH	Matlab Dakshin	56,000	6,645	8.4	33,277	6,410	5.2	290	20	14.5	2,962	1,489	2.0	0	53	0.0
122	Cumilla RWH	Matlab Uttar	104,300	10,978	9.5	41,710	10,701	3.9	242	68	3.6	3,873	1,094	3.5	0	97	0.0
123	Cumilla RWH	Meghna	41,200	4,736	8.7	22,935	4,117	5.6	162	34	4.8	2,865	730	3.9	50	46	1.1
124	Cumilla RWH	Muradnagar	137,114	27,175	5.0	68,895	16,019	4.3	248	41	6.0	8,460	2,570	3.3	50	114	0.4
125	Cumilla RWH	Nabinagar	113,605	21,317	5.3	36,678	14,223	2.6	32	22	1.5	3,875	1,624	2.4	0	143	0.0

SL	Warehouse Name	Upazila Name	Condom			Shukhi			IUD			Injectables			Implant		
			CBL	AMD	MOS	CBL	AMD	MOS	CBL	AMD	MOS	CBL	AMD	MOS	CBL	AMD	MOS
126	Cumilla RWH	Nangalkot	110,800	17,268	6.4	37,796	7,824	4.8	104	32	3.3	5,391	1,833	2.9	50	77	0.6
127	Cumilla RWH	Nasirnagar	51,812	8,057	6.4	49,745	11,702	4.3	120	12	10.0	2,576	967	2.7	0	93	0.0
128	Cumilla RWH	Sarail	62,200	10,575	5.9	42,330	8,179	5.2	70	16	4.4	5,114	1,380	3.7	0	75	0.0
129	Cumilla RWH	Shahrasti	47,600	4,196	11.3	48,815	6,358	7.7	150	18	8.3	3,588	1,888	1.9	0	57	0.0
130	Cumilla RWH	Titas	53,200	5,342	10.0	37,395	3,585	10.4	126	47	2.7	3,643	889	4.1	0	40	0.0
131	Dhaka CWH	Araihazar	28,728	13,469	2.1	41,095	21,729	1.9	201	37	5.4	5,046	2,304	2.2	0	89	0.0
132	Dhaka CWH	Bandar	69,363	37,189	1.9	35,055	16,360	2.1	37	27	1.4	4,691	2,279	2.1	50	68	0.7
133	Dhaka CWH	Belabo	19,860	8,118	2.4	10,640	7,325	1.5	72	12	6.0	1,435	707	2.0	50	52	1.0
134	Dhaka CWH	Daulatpur	24,540	11,523	2.1	19,010	9,206	2.1	98	9	10.9	2,128	1,055	2.0	10	59	0.2
135	Dhaka CWH	Dhamrai	47,576	23,500	2.0	45,296	21,845	2.1	203	96	2.1	2,862	1,323	2.2	0	59	0.0
136	Dhaka CWH	Dohar	25,124	11,155	2.3	15,645	6,186	2.5	99	8	12.4	1,004	486	2.1	0	45	0.0
137	Dhaka CWH	Gazaria	17,264	8,840	2.0	14,115	7,384	1.9	97	12	8.1	905	520	1.7	11	19	0.6
138	Dhaka CWH	Gazipur Sadar	2,988	47,064	0.1	22,140	20,765	1.1	70	58	1.2	3,154	2,024	1.6	0	59	0.0
139	Dhaka CWH	Ghior	24,444	9,143	2.7	16,700	5,569	3.0	76	9	8.4	1,147	492	2.3	272	28	9.7
140	Dhaka CWH	Harirampur	44,480	14,602	3.0	16,485	4,894	3.4	142	5	28.4	877	372	2.4	50	75	0.7
141	Dhaka CWH	Kaliakair	52,837	23,743	2.2	42,398	19,085	2.2	56	25	2.2	1,767	732	2.4	0	50	0.0
142	Dhaka CWH	Kaliganj	56,540	27,239	2.1	30,770	15,502	2.0	129	9	14.3	2,565	1,347	1.9	50	29	1.7
143	Dhaka CWH	Kapasia	52,236	17,905	2.9	29,800	13,330	2.2	111	8	13.9	1,596	595	2.7	100	36	2.8
144	Dhaka CWH	Keraniganj	69,600	39,829	1.7	45,785	23,045	2.0	253	69	3.7	5,794	2,866	2.0	0	100	0.0
145	Dhaka CWH	Lohajang	23,856	11,519	2.1	14,555	6,643	2.2	51	15	3.4	1,116	505	2.2	50	68	0.7
146	Dhaka CWH	Manikganj Sadar	69,000	27,160	2.5	27,455	9,913	2.8	144	17	8.5	2,122	931	2.3	50	109	0.5
147	Dhaka CWH	Manohardi	35,600	12,847	2.8	28,750	9,552	3.0	95	25	3.8	3,627	1,700	2.1	100	37	2.7
148	Dhaka CWH	Mirpur	517,800	161,823	3.2	48,760	41,065	1.2	675	349	1.9	18,172	10,314	1.8	0	476	0.0
149	Dhaka CWH	Munshiganj Sadar	48,756	25,535	1.9	43,062	16,051	2.7	15	21	0.7	2,499	1,384	1.8	50	53	0.9
150	Dhaka CWH	Narayanganj Sadar	113,621	73,933	1.5	94,608	46,870	2.0	270	42	6.4	14,108	6,784	2.1	20	136	0.1

SL	Warehouse Name	Upazila Name	Condom			Shukhi			IUD			Injectables			Implant		
			CBL	AMD	MOS	CBL	AMD	MOS	CBL	AMD	MOS	CBL	AMD	MOS	CBL	AMD	MOS
151	Dhaka CWH	Narsingdi Sadar	208,066	66,776	3.1	9,310	53,708	0.2	273	101	2.7	4,996	12,058	0.4	0	127	0.0
152	Dhaka CWH	Nawabganj	38,044	18,672	2.0	24,465	10,369	2.4	128	17	7.5	1,417	667	2.1	20	59	0.3
153	Dhaka CWH	Palash	24,300	11,837	2.1	12,264	10,469	1.2	137	17	8.1	1,796	942	1.9	80	40	2.0
154	Dhaka CWH	Roypura	75,480	44,939	1.7	51,120	21,669	2.4	47	58	0.8	9,355	4,090	2.3	200	29	6.9
155	Dhaka CWH	Rupganj	73,264	33,205	2.2	38,505	31,823	1.2	79	43	1.8	5,234	2,945	1.8	0	80	0.0
156	Dhaka CWH	Saturia	21,600	10,356	2.1	20,215	8,009	2.5	141	17	8.3	1,354	604	2.2	0	50	0.0
157	Dhaka CWH	Savar	157,900	70,941	2.2	65,925	29,703	2.2	199	104	1.9	6,868	3,849	1.8	0	98	0.0
158	Dhaka CWH	Serajdikhan	33,632	16,253	2.1	39,695	15,044	2.6	112	25	4.5	2,219	997	2.2	100	58	1.7
159	Dhaka CWH	Shibalaya	18,300	11,177	1.6	7,929	6,934	1.1	101	8	12.6	1,445	888	1.6	50	56	0.9
160	Dhaka CWH	Shibpur	40,100	17,991	2.2	32,325	13,685	2.4	22	8	2.8	3,779	1,627	2.3	150	58	2.6
161	Dhaka CWH	Singair	44,928	20,622	2.2	29,337	11,444	2.6	109	15	7.3	1,404	642	2.2	50	62	0.8
162	Dhaka CWH	Sonargaon	58,793	25,439	2.3	50,853	20,463	2.5	45	23	2.0	5,565	2,559	2.2	0	74	0.0
163	Dhaka CWH	Sreenagar	23,836	12,962	1.8	21,770	9,180	2.4	170	21	8.1	1,205	571	2.1	50	43	1.2
164	Dhaka CWH	Sreepur	54,360	27,144	2.0	47,605	24,375	2.0	40	21	1.9	3,743	1,955	1.9	150	92	1.6
165	Dhaka CWH	Tejgaon	1,014,900	196,845	5.2	212,920	99,182	2.1	880	431	2.0	33,600	15,117	2.2	0	454	0.0
166	Dhaka CWH	Tongi	54,852	28,932	1.9	22,145	8,573	2.6	150	49	3.1	1,540	749	2.1	50	63	0.8
167	Dhaka CWH	Tongibari	22,600	10,687	2.1	19,445	8,333	2.3	117	8	14.6	871	395	2.2	150	19	7.9
168	Dinajpur RWH	Atwari	16,810	2,860	5.9	41,670	5,738	7.3	105	8	13.1	2,426	795	3.1	0	36	0.0
169	Dinajpur RWH	Baliadangi	15,800	3,776	4.2	43,210	7,617	5.7	121	11	11.0	3,500	1,761	2.0	0	52	0.0
170	Dinajpur RWH	Biral	21,926	7,457	2.9	90,580	10,406	8.7	186	14	13.3	3,341	1,291	2.6	10	85	0.1
171	Dinajpur RWH	Birampur	21,900	5,694	3.8	43,870	5,637	7.8	88	12	7.3	1,705	241	7.1	20	66	0.3
172	Dinajpur RWH	Birganj	28,500	9,931	2.9	104,035	18,084	5.8	75	54	1.4	3,592	1,680	2.1	0	205	0.0
173	Dinajpur RWH	Bochaganj	15,958	5,004	3.2	46,159	8,582	5.4	104	34	3.1	2,521	613	4.1	0	101	0.0
174	Dinajpur RWH	Boda	20,000	7,238	2.8	37,565	16,744	2.2	140	9	15.6	5,457	2,236	2.4	0	133	0.0
175	Dinajpur RWH	Chirirbandar	16,940	6,584	2.6	56,455	13,338	4.2	151	18	8.4	2,088	1,080	1.9	0	126	0.0

SL	Warehouse Name	Upazila Name	Condom			Shukhi			IUD			Injectables			Implant		
			CBL	AMD	MOS	CBL	AMD	MOS	CBL	AMD	MOS	CBL	AMD	MOS	CBL	AMD	MOS
176	Dinajpur RWH	Debiganj	35,900	10,530	3.4	102,300	20,504	5.0	198	34	5.8	6,758	3,419	2.0	0	62	0.0
177	Dinajpur RWH	Dinajpur Sadar	51,200	23,258	2.2	90,300	15,753	5.7	136	29	4.7	5,011	1,772	2.8	0	281	0.0
178	Dinajpur RWH	Fulbari	20,880	7,266	2.9	48,315	7,248	6.7	112	24	4.7	1,616	199	8.1	0	108	0.0
179	Dinajpur RWH	Haripur	14,000	3,394	4.1	44,843	5,912	7.6	38	14	2.7	2,185	641	3.4	0	34	0.0
180	Dinajpur RWH	Kaharole	13,100	3,214	4.1	68,255	9,486	7.2	195	30	6.5	2,290	621	3.7	0	96	0.0
181	Dinajpur RWH	Khansama	26,724	3,918	6.8	66,290	12,858	5.2	169	24	7.0	3,313	1,180	2.8	0	106	0.0
182	Dinajpur RWH	Nawabganj	27,800	7,701	3.6	59,460	9,064	6.6	208	9	23.1	3,785	1,111	3.4	0	66	0.0
183	Dinajpur RWH	Panchagarh Sadar	20,456	10,129	2.0	29,040	12,762	2.3	139	11	12.6	4,865	2,150	2.3	0	73	0.0
184	Dinajpur RWH	Parbatipur	44,040	21,082	2.1	50,495	19,278	2.6	213	66	3.2	4,030	1,906	2.1	0	206	0.0
185	Dinajpur RWH	Pirganj	17,100	5,422	3.2	63,540	9,934	6.4	161	29	5.6	2,540	945	2.7	0	94	0.0
186	Dinajpur RWH	Ranisankail	16,212	4,228	3.8	33,110	10,411	3.2	82	11	7.5	1,982	953	2.1	5	55	0.1
187	Dinajpur RWH	Tentulia	17,220	5,241	3.3	38,057	6,170	6.2	98	18	5.4	3,275	489	6.7	0	48	0.0
188	Dinajpur RWH	Thakurgaon Sadar	45,000	17,164	2.6	77,720	24,966	3.1	280	34	8.2	10,771	5,499	2.0	50	227	0.2
189	Faridpur RWH	Alfadanga	147,668	6,049	24.4	14,275	3,125	4.6	6	8	0.8	703	425	1.7	50	61	0.8
190	Faridpur RWH	Baliakandi	395,078	21,753	18.2	60,098	11,717	5.1	61	17	3.6	4,371	1,173	3.7	300	48	6.3
191	Faridpur RWH	Bhanga	284,140	23,441	12.1	147,207	13,641	10.8	92	88	1.0	1,680	759	2.2	0	189	0.0
192	Faridpur RWH	Bhedarganj	46,516	6,591	7.1	40,710	7,945	5.1	123	23	5.3	4,255	1,407	3.0	200	58	3.4
193	Faridpur RWH	Boalmari	102,412	15,886	6.4	60,256	11,632	5.2	65	20	3.3	4,022	1,058	3.8	0	129	0.0
194	Faridpur RWH	Char Bhadrasan	15,864	3,391	4.7	8,850	2,036	4.3	50	12	4.2	1,152	148	7.8	50	47	1.1
195	Faridpur RWH	Damudya	35,028	3,726	9.4	30,630	2,551	12.0	40	8	5.0	799	261	3.1	100	26	3.8
196	Faridpur RWH	Faridpur Sadar	147,869	47,011	3.1	52,590	16,665	3.2	291	23	12.7	9,828	3,064	3.2	41	253	0.2
197	Faridpur RWH	Goalanda	426,096	19,337	22.0	85,190	5,416	15.7	56	6	9.3	4,687	1,249	3.8	100	54	1.9
198	Faridpur RWH	Gopalganj Sadar	74,590	27,501	2.7	53,165	13,407	4.0	240	41	5.9	3,115	1,100	2.8	350	122	2.9
199	Faridpur RWH	Gosairhat	363,156	8,395	43.3	42,650	6,242	6.8	63	22	2.9	2,937	820	3.6	150	21	7.1
200	Faridpur RWH	Kalkini	332,500	14,527	22.9	41,890	11,748	3.6	251	31	8.1	3,624	1,207	3.0	200	97	2.1

SL	Warehouse Name	Upazila Name	Condom			Shukhi			IUD			Injectables			Implant		
			CBL	AMD	MOS	CBL	AMD	MOS	CBL	AMD	MOS	CBL	AMD	MOS	CBL	AMD	MOS
201	Faridpur RWH	Kalukhali	27,300	7,687	3.6	41,340	7,475	5.5	395	4	98.8	3,957	432	9.2	0	0	0.0
202	Faridpur RWH	Kashiani	134,520	14,413	9.3	52,325	9,425	5.6	41	5	8.2	2,568	593	4.3	100	71	1.4
203	Faridpur RWH	Kotalipara	44,400	10,497	4.2	42,480	13,334	3.2	50	9	5.6	2,244	639	3.5	100	70	1.4
204	Faridpur RWH	Madaripur Sadar	43,304	17,155	2.5	26,955	15,410	1.7	187	62	3.0	8,748	3,525	2.5	50	104	0.5
205	Faridpur RWH	Madhukhali	356,300	17,267	20.6	66,165	13,783	4.8	171	34	5.0	4,330	1,253	3.5	100	85	1.2
206	Faridpur RWH	Muksudpur	138,552	20,582	6.7	201,765	19,860	10.2	70	15	4.7	7,241	1,839	3.9	0	72	0.0
207	Faridpur RWH	Nagarkanda	192,300	15,656	12.3	60,125	9,605	6.3	148	35	4.2	2,131	461	4.6	100	68	1.5
208	Faridpur RWH	Naria	366,659	8,178	44.8	35,635	8,487	4.2	61	16	3.8	1,873	509	3.7	100	55	1.8
209	Faridpur RWH	Pangsha	262,700	26,993	9.7	89,161	14,911	6.0	26	17	1.5	7,787	1,995	3.9	500	114	4.4
210	Faridpur RWH	Rajbari Sadar	111,548	29,219	3.8	63,795	13,045	4.9	264	103	2.6	6,982	2,110	3.3	100	202	0.5
211	Faridpur RWH	Rajoir	36,295	11,124	3.3	43,008	10,236	4.2	57	7	8.1	1,981	857	2.3	0	55	0.0
212	Faridpur RWH	Sadarpur	461,236	17,980	25.7	82,115	7,943	10.3	79	13	6.1	2,572	492	5.2	0	107	0.0
213	Faridpur RWH	Saltha	164,460	9,988	16.5	41,495	7,707	5.4	45	20	2.3	2,589	556	4.7	100	57	1.8
214	Faridpur RWH	Shariatpur Sadar	52,036	8,616	6.0	34,930	6,343	5.5	316	46	6.9	761	608	1.3	0	68	0.0
215	Faridpur RWH	Shib Char	59,800	16,721	3.6	64,455	13,766	4.7	230	26	8.8	6,225	1,592	3.9	50	71	0.7
216	Faridpur RWH	Tungipara	28,600	7,059	4.1	18,630	4,392	4.2	6	13	0.5	1,677	379	4.4	120	32	3.8
217	Faridpur RWH	Zanjira	349,769	15,004	23.3	45,611	7,738	5.9	210	13	16.2	1,803	649	2.8	250	52	4.8
218	Jamalpur RWH	Bakshiganj	38,100	20,032	1.9	26,995	9,867	2.7	47	3	15.7	2,106	1,011	2.1	50	40	1.3
219	Jamalpur RWH	Char Rajibpur	37,500	15,190	2.5	42,782	3,592	11.9	13	2	6.5	2,492	877	2.8	0	24	0.0
220	Jamalpur RWH	Dewanganj	49,880	23,485	2.1	74,280	13,903	5.3	58	12	4.8	5,400	2,669	2.0	0	131	0.0
221	Jamalpur RWH	Islampur	52,172	24,169	2.2	133,120	17,250	7.7	69	25	2.8	2,129	1,239	1.7	50	105	0.5
222	Jamalpur RWH	Jamalpur Sadar	77,700	40,955	1.9	75,510	37,659	2.0	111	44	2.5	8,116	4,229	1.9	50	144	0.3
223	Jamalpur RWH	Jhenaigati	21,475	11,844	1.8	29,985	16,406	1.8	102	10	10.2	3,308	1,471	2.2	50	48	1.0
224	Jamalpur RWH	Madarganj	19,700	10,196	1.9	34,360	9,766	3.5	115	14	8.2	1,100	635	1.7	0	83	0.0
225	Jamalpur RWH	Melandaha	44,400	22,592	2.0	55,200	18,512	3.0	71	26	2.7	5,700	2,390	2.4	55	73	0.8

SL	Warehouse Name	Upazila Name	Condom			Shukhi			IUD			Injectables			Implant		
			CBL	AMD	MOS	CBL	AMD	MOS	CBL	AMD	MOS	CBL	AMD	MOS	CBL	AMD	MOS
226	Jamalpur RWH	Nakla	30,600	11,489	2.7	66,560	11,453	5.8	123	16	7.7	2,606	1,250	2.1	0	73	0.0
227	Jamalpur RWH	Nalitabari	39,555	16,106	2.5	60,795	15,812	3.8	68	10	6.8	2,748	1,214	2.3	4	63	0.1
228	Jamalpur RWH	Raumari	36,600	18,604	2.0	52,260	9,205	5.7	110	12	9.2	2,027	1,192	1.7	50	31	1.6
229	Jamalpur RWH	Sarishabari	53,400	27,434	1.9	66,525	16,706	4.0	95	39	2.4	3,310	1,610	2.1	0	70	0.0
230	Jamalpur RWH	Sherpur Sadar	78,464	36,287	2.2	83,050	30,723	2.7	57	19	3.0	10,458	4,566	2.3	150	144	1.0
231	Jamalpur RWH	Sreebardi	29,288	14,418	2.0	77,550	14,521	5.3	6	6	1.0	894	636	1.4	50	91	0.5
232	Jashore RWH	Abhaynagar	35,700	17,094	2.1	25,145	9,992	2.5	224	7	32.0	2,785	1,526	1.8	100	56	1.8
233	Jashore RWH	Bagher Para	34,916	17,587	2.0	32,595	11,376	2.9	107	11	9.7	3,415	1,576	2.2	300	71	4.2
234	Jashore RWH	Chaugachha	45,800	21,505	2.1	23,320	9,892	2.4	79	15	5.3	1,590	827	1.9	355	60	5.9
235	Jashore RWH	Harinakunda	22,296	9,328	2.4	24,995	11,620	2.2	206	9	22.9	1,656	811	2.0	300	58	5.2
236	Jashore RWH	Jashore Sadar	41,000	84,663	0.5	36,540	33,503	1.1	243	46	5.3	13,017	7,042	1.8	50	106	0.5
237	Jashore RWH	Jhenaidah Sadar	56,055	22,559	2.5	49,665	14,671	3.4	435	58	7.5	5,175	1,830	2.8	300	95	3.2
238	Jashore RWH	Jhikargachha	39,500	19,003	2.1	19,680	9,860	2.0	90	23	3.9	3,000	1,291	2.3	5	48	0.1
239	Jashore RWH	Kalia	41,200	15,586	2.6	28,650	9,659	3.0	401	10	40.1	1,155	513	2.3	1,088	35	31.1
240	Jashore RWH	Kaliganj	37,600	16,646	2.3	32,715	11,996	2.7	127	7	18.1	1,480	750	2.0	300	50	6.0
241	Jashore RWH	Keshabpur	32,500	15,248	2.1	20,550	9,951	2.1	338	12	28.2	3,633	2,004	1.8	154	74	2.1
242	Jashore RWH	Kotchandpur	16,200	7,296	2.2	21,195	4,915	4.3	25	5	5.0	1,250	520	2.4	400	26	15.4
243	Jashore RWH	Lohagara	39,048	19,010	2.1	32,690	10,050	3.3	233	8	29.1	2,925	1,401	2.1	850	47	18.1
244	Jashore RWH	Magura Sadar	53,856	27,810	1.9	41,000	22,446	1.8	271	45	6.0	5,876	2,665	2.2	0	145	0.0
245	Jashore RWH	Maheshpur	23,620	12,003	2.0	22,498	8,301	2.7	266	22	12.1	3,800	1,916	2.0	300	43	7.0
246	Jashore RWH	Manirampur	60,600	26,595	2.3	41,380	15,557	2.7	294	17	17.3	11,648	5,648	2.1	100	76	1.3
247	Jashore RWH	Mohammadpur	18,876	8,110	2.3	23,303	8,934	2.6	15	10	1.5	1,541	752	2.0	350	46	7.6
248	Jashore RWH	Narail Sadar	63,348	24,091	2.6	19,815	14,760	1.3	210	21	10.0	3,891	1,656	2.3	450	67	6.7
249	Jashore RWH	Shailkupa	96,528	21,691	4.5	72,575	16,047	4.5	448	12	37.3	5,788	1,398	4.1	100	104	1.0
250	Jashore RWH	Shalikha	12,048	6,549	1.8	27,510	7,701	3.6	75	9	8.3	1,240	615	2.0	0	39	0.0

SL	Warehouse Name	Upazila Name	Condom			Shukhi			IUD			Injectables			Implant		
			CBL	AMD	MOS	CBL	AMD	MOS	CBL	AMD	MOS	CBL	AMD	MOS	CBL	AMD	MOS
251	Jashore RWH	Sharsha	63,096	31,775	2.0	38,760	12,329	3.1	117	14	8.4	5,336	2,505	2.1	100	64	1.6
252	Jashore RWH	Sreepur	19,080	8,776	2.2	19,260	7,141	2.7	45	14	3.2	1,247	572	2.2	250	51	4.9
253	Khulna RWH	Assasuni	47,400	15,601	3.0	100,905	24,538	4.1	57	6	9.5	6,700	1,438	4.7	100	55	1.8
254	Khulna RWH	Bagerhat Sadar	46,728	20,444	2.3	86,810	13,684	6.3	96	18	5.3	3,959	1,207	3.3	100	66	1.5
255	Khulna RWH	Batiaghata	33,000	11,293	2.9	86,800	9,111	9.5	43	5	8.6	1,750	675	2.6	100	58	1.7
256	Khulna RWH	Chitalmari	56,556	17,169	3.3	138,975	9,073	15.3	22	3	7.3	2,805	1,141	2.5	0	34	0.0
257	Khulna RWH	Dacope	43,876	6,153	7.1	206,580	7,878	26.2	3	10	0.3	1,722	472	3.6	100	108	0.9
258	Khulna RWH	Daulatpur	170,100	46,247	3.7	271,710	15,326	17.7	50	19	2.6	12,000	3,626	3.3	100	57	1.8
259	Khulna RWH	Debhata	25,500	12,387	2.1	41,615	7,211	5.8	48	5	9.6	830	404	2.1	50	20	2.5
260	Khulna RWH	Dumurua	99,600	27,066	3.7	483,601	20,922	23.1	6	27	0.2	7,982	1,882	4.2	0	164	0.0
261	Khulna RWH	Fakirhat	33,800	8,833	3.8	275,630	5,954	46.3	50	7	7.1	2,237	471	4.7	0	40	0.0
262	Khulna RWH	Kachua	36,817	5,607	6.6	104,845	4,462	23.5	35	10	3.5	1,951	448	4.4	20	21	1.0
263	Khulna RWH	Kalarooa	66,384	22,515	2.9	115,560	7,584	15.2	29	3	9.7	1,953	977	2.0	100	28	3.6
264	Khulna RWH	Kaliganj	43,800	24,733	1.8	259,740	19,003	13.7	83	7	11.9	2,535	1,340	1.9	0	37	0.0
265	Khulna RWH	Khulna Sadar	95,746	81,461	1.2	163,325	22,695	7.2	373	137	2.7	4,371	4,997	0.9	70	45	1.6
266	Khulna RWH	Koyra	27,600	12,620	2.2	162,070	16,799	9.6	21	17	1.2	1,124	646	1.7	0	108	0.0
267	Khulna RWH	Mollahat	26,436	9,939	2.7	137,770	8,937	15.4	19	4	4.8	1,722	447	3.9	0	61	0.0
268	Khulna RWH	Mongla	35,408	13,352	2.7	119,268	7,666	15.6	105	20	5.3	3,039	952	3.2	0	34	0.0
269	Khulna RWH	Morrelganj	41,100	14,698	2.8	527,685	15,295	34.5	199	76	2.6	6,710	1,425	4.7	150	95	1.6
270	Khulna RWH	Paikgachha	21,900	13,816	1.6	443,160	16,860	26.3	133	22	6.0	1,600	862	1.9	100	70	1.4
271	Khulna RWH	Phultala	26,100	13,358	2.0	74,985	4,468	16.8	95	45	2.1	705	541	1.3	0	61	0.0
272	Khulna RWH	Rampal	32,300	12,569	2.6	110,780	8,571	12.9	100	13	7.7	1,330	371	3.6	0	35	0.0
273	Khulna RWH	Rupsa	35,400	13,805	2.6	85,670	9,359	9.2	194	19	10.2	1,418	422	3.4	0	53	0.0
274	Khulna RWH	Sarankhola	37,000	8,177	4.5	68,370	5,473	12.5	70	8	8.8	2,214	928	2.4	0	35	0.0
275	Khulna RWH	Satkhira Sadar	103,300	46,553	2.2	121,705	19,173	6.3	53	22	2.4	9,915	3,371	2.9	150	53	2.8

SL	Warehouse Name	Upazila Name	Condom			Shukhi			IUD			Injectables			Implant		
			CBL	AMD	MOS	CBL	AMD	MOS	CBL	AMD	MOS	CBL	AMD	MOS	CBL	AMD	MOS
276	Khulna RWH	Shyamnagar	41,300	18,521	2.2	299,055	20,583	14.5	57	6	9.5	1,819	750	2.4	0	45	0.0
277	Khulna RWH	Tala	60,708	17,059	3.6	366,235	16,067	22.8	196	44	4.5	5,650	1,951	2.9	50	51	1.0
278	Khulna RWH	Terokhada	22,956	14,394	1.6	75,380	7,096	10.6	30	8	3.8	1,226	355	3.5	0	46	0.0
279	Kushtia RWH	Alamdanga	31,279	14,430	2.2	31,827	13,068	2.4	27	11	2.5	3,850	1,852	2.1	100	70	1.4
280	Kushtia RWH	Bheramara	31,016	14,684	2.1	18,205	7,768	2.3	50	10	5.0	1,788	977	1.8	50	53	0.9
281	Kushtia RWH	Chuadanga Sadar	57,600	26,193	2.2	27,410	10,589	2.6	56	18	3.1	6,994	3,182	2.2	100	65	1.5
282	Kushtia RWH	Damurhuda	38,384	18,766	2.0	24,575	10,463	2.3	46	18	2.6	6,515	2,960	2.2	0	74	0.0
283	Kushtia RWH	Daulatpur	74,200	40,407	1.8	48,600	20,100	2.4	18	4	4.5	7,031	3,491	2.0	200	42	4.8
284	Kushtia RWH	Gangni	46,594	22,612	2.1	20,140	10,342	1.9	30	13	2.3	7,523	3,995	1.9	2	42	0.0
285	Kushtia RWH	Jiban Nagar	11,900	5,666	2.1	17,110	5,398	3.2	134	21	6.4	2,138	1,092	2.0	0	78	0.0
286	Kushtia RWH	Khoksa	37,200	15,492	2.4	21,860	8,950	2.4	30	2	15.0	614	275	2.2	0	31	0.0
287	Kushtia RWH	Kumarkhali	44,812	21,973	2.0	23,428	10,017	2.3	151	8	18.9	2,376	1,202	2.0	50	68	0.7
288	Kushtia RWH	Kushtia Sadar	87,400	41,806	2.1	49,675	22,847	2.2	77	62	1.2	8,999	4,452	2.0	244	215	1.1
289	Kushtia RWH	Meherpur Sadar	55,444	24,761	2.2	20,950	7,019	3.0	17	10	1.7	6,428	2,733	2.4	200	31	6.5
290	Kushtia RWH	Mirpur	51,000	25,593	2.0	36,135	14,481	2.5	31	3	10.3	3,905	1,902	2.1	200	66	3.0
291	Kushtia RWH	Mujib Nagar	18,868	7,927	2.4	8,010	2,306	3.5	15	6	2.5	1,901	942	2.0	10	13	0.8
292	Mymensingh RWH	Atpara	78,500	5,031	15.6	16,355	8,750	1.9	176	8	22.0	948	601	1.6	51	53	1.0
293	Mymensingh RWH	Austagram	40,200	13,690	2.9	13,425	13,008	1.0	110	20	5.5	2,863	1,237	2.3	100	24	4.2
294	Mymensingh RWH	Bajitpur	111,184	15,546	7.2	10,020	13,959	0.7	103	13	7.9	1,446	674	2.1	100	39	2.6
295	Mymensingh RWH	Barhatta	68,400	10,169	6.7	6,805	13,067	0.5	138	3	46.0	2,753	1,404	2.0	405	64	6.3
296	Mymensingh RWH	Bhairab	73,656	25,428	2.9	17,225	15,543	1.1	88	25	3.5	3,203	1,613	2.0	0	107	0.0
297	Mymensingh RWH	Bhaluka	96,900	33,367	2.9	32,215	31,306	1.0	101	59	1.7	2,753	1,735	1.6	100	72	1.4
298	Mymensingh RWH	Dharampasha	99,484	20,109	4.9	23,980	17,382	1.4	156	17	9.2	3,864	1,783	2.2	0	185	0.0
299	Mymensingh RWH	Dhobaura	65,400	11,764	5.6	16,415	12,535	1.3	201	6	33.5	2,600	1,160	2.2	100	32	3.1
300	Mymensingh RWH	Durgapur	86,900	19,924	4.4	15,600	16,826	0.9	51	15	3.4	4,826	2,484	1.9	100	41	2.4

SL	Warehouse Name	Upazila Name	Condom			Shukhi			IUD			Injectables			Implant		
			CBL	AMD	MOS	CBL	AMD	MOS	CBL	AMD	MOS	CBL	AMD	MOS	CBL	AMD	MOS
301	Mymensingh RWH	Fulbaria	119,100	20,407	5.8	12,675	36,838	0.3	141	42	3.4	2,500	1,359	1.8	200	53	3.8
302	Mymensingh RWH	Gaffargaon	128,928	30,344	4.2	25,115	25,664	1.0	113	23	4.9	3,579	2,080	1.7	50	113	0.4
303	Mymensingh RWH	Gauripur	99,864	9,621	10.4	29,575	18,996	1.6	119	13	9.2	3,310	1,673	2.0	50	63	0.8
304	Mymensingh RWH	Haluaghat	91,100	13,542	6.7	9,320	22,265	0.4	128	20	6.4	2,966	1,366	2.2	300	65	4.6
305	Mymensingh RWH	Hossainpur	108,300	8,833	12.3	23,494	11,857	2.0	119	17	7.0	1,407	852	1.7	200	45	4.4
306	Mymensingh RWH	Ishwarganj	111,308	17,407	6.4	3,481	41,229	0.1	185	7	26.4	3,936	1,937	2.0	100	62	1.6
307	Mymensingh RWH	Itna	23,840	7,222	3.3	12,310	9,455	1.3	141	4	35.3	819	218	3.8	100	40	2.5
308	Mymensingh RWH	Kalmakanda	78,840	21,518	3.7	26,835	19,290	1.4	95	5	19.0	4,876	1,119	4.4	40	66	0.6
309	Mymensingh RWH	Karimganj	98,100	12,281	8.0	29,880	16,498	1.8	89	23	3.9	2,195	891	2.5	100	123	0.8
310	Mymensingh RWH	Katiadi	118,828	15,420	7.7	35,415	14,180	2.5	103	33	3.1	3,617	1,426	2.5	200	95	2.1
311	Mymensingh RWH	Kendua	97,520	14,563	6.7	14,665	23,984	0.6	174	11	15.8	2,394	1,213	2.0	27	109	0.2
312	Mymensingh RWH	Khaliajuri	34,400	5,145	6.7	19,740	5,910	3.3	100	2	50.0	892	415	2.1	200	35	5.7
313	Mymensingh RWH	Kishoreganj Sadar	55,380	26,043	2.1	27,600	18,691	1.5	219	106	2.1	4,178	1,966	2.1	300	102	2.9
314	Mymensingh RWH	Kuliar Char	107,200	13,560	7.9	22,610	8,752	2.6	102	8	12.8	2,223	950	2.3	100	58	1.7
315	Mymensingh RWH	Madan	48,583	9,623	5.0	29,142	11,135	2.6	229	10	22.9	995	587	1.7	42	75	0.6
316	Mymensingh RWH	Mithamain	28,536	8,434	3.4	12,935	7,314	1.8	80	8	10.0	427	224	1.9	100	46	2.2
317	Mymensingh RWH	Mohanganj	56,500	7,392	7.6	10,230	11,290	0.9	101	11	9.2	2,011	936	2.1	100	66	1.5
318	Mymensingh RWH	Muktagachha	100,812	22,660	4.4	12,365	30,291	0.4	139	12	11.6	4,216	1,926	2.2	0	94	0.0
319	Mymensingh RWH	Mymensingh Sadar	115,812	49,104	2.4	45,615	49,149	0.9	230	83	2.8	7,074	3,429	2.1	50	223	0.2
320	Mymensingh RWH	Nandail	109,150	12,156	9.0	16,695	43,552	0.4	125	26	4.8	4,558	2,311	2.0	0	61	0.0
321	Mymensingh RWH	Netrakona Sadar	55,899	18,963	2.9	32,834	26,155	1.3	169	15	11.3	4,606	2,356	2.0	100	82	1.2
322	Mymensingh RWH	Nikli	80,052	5,364	14.9	23,135	5,633	4.1	56	26	2.2	1,414	526	2.7	0	89	0.0
323	Mymensingh RWH	Pakundia	121,800	9,620	12.7	28,570	10,588	2.7	86	25	3.4	1,739	797	2.2	0	91	0.0
324	Mymensingh RWH	Phulpur	103,600	16,602	6.2	34,050	46,491	0.7	175	65	2.7	4,757	2,418	2.0	250	154	1.6
325	Mymensingh RWH	Purbadhala	85,600	15,231	5.6	18,125	22,183	0.8	146	4	36.5	3,891	2,067	1.9	5	82	0.1

SL	Warehouse Name	Upazila Name	Condom			Shukhi			IUD			Injectables			Implant		
			CBL	AMD	MOS	CBL	AMD	MOS	CBL	AMD	MOS	CBL	AMD	MOS	CBL	AMD	MOS
326	Mymensingh RWH	Tarail	79,688	16,214	4.9	15,330	12,867	1.2	140	25	5.6	2,289	976	2.3	150	56	2.7
327	Mymensingh RWH	Trishal	89,616	27,515	3.3	37,590	36,485	1.0	132	32	4.1	4,130	1,669	2.5	200	77	2.6
328	Noakhali RWH	Begumganj	15,800	21,606	0.7	15,660	12,959	1.2	249	94	2.6	1,998	1,759	1.1	10	142	0.1
329	Noakhali RWH	Chatkhil	12,804	3,737	3.4	18,359	3,438	5.3	9	23	0.4	1,997	701	2.8	1	55	0.0
330	Noakhali RWH	Chhagalnaiya	24,300	7,062	3.4	21,090	6,186	3.4	72	17	4.2	1,762	940	1.9	100	39	2.6
331	Noakhali RWH	Companiganj	24,112	9,902	2.4	16,775	6,387	2.6	77	11	7.0	2,366	1,230	1.9	0	43	0.0
332	Noakhali RWH	Daganbhuiyan	28,632	11,424	2.5	19,815	5,479	3.6	51	15	3.4	1,933	873	2.2	150	48	3.1
333	Noakhali RWH	Feni Sadar	145,840	33,425	4.4	45,584	15,238	3.0	445	158	2.8	7,065	3,456	2.0	215	137	1.6
334	Noakhali RWH	Fulgazi	14,964	5,028	3.0	13,835	3,345	4.1	108	23	4.7	948	402	2.4	150	21	7.1
335	Noakhali RWH	Hatiya	94,636	18,206	5.2	87,964	16,563	5.3	494	64	7.7	10,980	2,907	3.8	100	194	0.5
336	Noakhali RWH	Kabirhat	18,546	7,117	2.6	20,105	5,203	3.9	75	17	4.4	1,925	1,131	1.7	5	56	0.1
337	Noakhali RWH	Kamalnagar	26,832	5,956	4.5	20,514	5,762	3.6	104	52	2.0	6,432	3,378	1.9	5	76	0.1
338	Noakhali RWH	Lakshmipur Sadar	22,724	12,540	1.8	15,290	11,671	1.3	150	47	3.2	11,150	5,298	2.1	300	74	4.1
339	Noakhali RWH	Noakhali Sadar	31,500	22,186	1.4	15,620	11,740	1.3	234	64	3.7	4,377	2,841	1.5	0	166	0.0
340	Noakhali RWH	Parshuram	21,256	4,040	5.3	19,135	3,838	5.0	23	17	1.4	910	474	1.9	0	32	0.0
341	Noakhali RWH	Ramganj	51,096	4,918	10.4	46,675	4,732	9.9	131	16	8.2	3,592	1,333	2.7	0	52	0.0
342	Noakhali RWH	Ramgati	67,683	4,129	16.4	15,088	6,038	2.5	106	19	5.6	6,730	3,229	2.1	0	77	0.0
343	Noakhali RWH	Roypur	35,792	3,253	11.0	15,285	6,874	2.2	93	41	2.3	2,010	1,260	1.6	0	33	0.0
344	Noakhali RWH	Senbagh	39,300	8,000	4.9	21,730	6,176	3.5	75	23	3.3	2,853	1,206	2.4	0	63	0.0
345	Noakhali RWH	Sonagazi	52,304	12,958	4.0	24,615	9,173	2.7	105	30	3.5	6,500	2,494	2.6	0	43	0.0
346	Noakhali RWH	Sonaimuri	25,200	7,734	3.3	20,670	5,266	3.9	91	16	5.7	3,265	1,563	2.1	5	53	0.1
347	Noakhali RWH	Subarnachar	27,916	11,555	2.4	19,875	8,369	2.4	61	27	2.3	2,625	1,275	2.1	0	117	0.0
348	Pabna RWH	Atgharia	80,700	10,745	7.5	52,720	9,903	5.3	240	11	21.8	4,276	399	10.7	100	38	2.6
349	Pabna RWH	Belkuchi	137,400	47,599	2.9	40,152	23,237	1.7	210	12	17.5	8,963	2,112	4.2	100	34	2.9
350	Pabna RWH	Bera	217,100	10,543	20.6	194,925	12,559	15.5	240	61	3.9	6,180	1,253	4.9	105	26	4.0

SL	Warehouse Name	Upazila Name	Condom			Shukhi			IUD			Injectables			Implant		
			CBL	AMD	MOS	CBL	AMD	MOS	CBL	AMD	MOS	CBL	AMD	MOS	CBL	AMD	MOS
351	Pabna RWH	Bhangura	233,500	7,944	29.4	151,365	5,052	30.0	155	7	22.1	3,217	157	20.5	10	24	0.4
352	Pabna RWH	Chatmohar	223,352	33,252	6.7	29,985	25,388	1.2	455	27	16.9	12,559	1,323	9.5	100	32	3.1
353	Pabna RWH	Faridpur	240,988	6,998	34.4	136,190	5,934	23.0	199	11	18.1	3,259	853	3.8	100	37	2.7
354	Pabna RWH	Ishwardi	170,424	28,491	6.0	83,430	17,402	4.8	285	19	15.0	12,580	1,234	10.2	150	79	1.9
355	Pabna RWH	Kamarkhanda	90,574	13,249	6.8	54,765	9,146	6.0	166	21	7.9	6,604	1,095	6.0	50	28	1.8
356	Pabna RWH	Kazipur	138,100	30,517	4.5	168,000	12,966	13.0	325	77	4.2	15,530	2,526	6.1	0	83	0.0
357	Pabna RWH	Pabna Sadar	101,844	56,123	1.8	52,300	39,924	1.3	125	107	1.2	10,700	7,497	1.4	100	98	1.0
358	Pabna RWH	Royganj	136,900	19,818	6.9	44,680	20,370	2.2	179	30	6.0	11,551	1,558	7.4	150	17	8.8
359	Pabna RWH	Santhia	87,200	23,949	3.6	75,610	18,039	4.2	122	16	7.6	13,300	3,057	4.4	205	37	5.5
360	Pabna RWH	Shahjadpur	343,640	41,907	8.2	228,890	24,439	9.4	435	117	3.7	20,447	5,089	4.0	301	207	1.5
361	Pabna RWH	Sirajganj Sadar	101,700	46,014	2.2	48,910	26,249	1.9	330	53	6.2	11,150	4,660	2.4	50	60	0.8
362	Pabna RWH	Sujanagar	384,948	15,260	25.2	158,280	11,012	14.4	340	21	16.2	9,528	1,992	4.8	100	54	1.9
363	Pabna RWH	Tarash	150,900	15,186	9.9	98,430	15,691	6.3	298	44	6.8	12,122	1,262	9.6	250	48	5.2
364	Pabna RWH	Ullah Para	308,000	54,040	5.7	110,985	33,785	3.3	367	142	2.6	21,449	4,289	5.0	100	48	2.1
365	Patuakhali RWH	Amtali	28,864	11,362	2.5	33,215	17,295	1.9	39	8	4.9	3,655	1,758	2.1	400	169	2.4
366	Patuakhali RWH	Bamna	8,700	3,282	2.7	9,070	4,118	2.2	44	5	8.8	435	198	2.2	200	76	2.6
367	Patuakhali RWH	Barguna Sadar	19,500	9,370	2.1	23,560	12,472	1.9	100	39	2.6	6,300	3,496	1.8	100	121	0.8
368	Patuakhali RWH	Bauphal	23,685	9,010	2.6	22,950	14,323	1.6	140	38	3.7	4,165	2,084	2.0	300	77	3.9
369	Patuakhali RWH	Betagi	14,300	4,145	3.4	11,550	4,930	2.3	80	11	7.3	1,300	642	2.0	50	30	1.7
370	Patuakhali RWH	Dashmina	8,290	4,083	2.0	13,530	6,584	2.1	132	21	6.3	1,895	914	2.1	200	121	1.7
371	Patuakhali RWH	Dumki	10,344	3,625	2.9	9,275	2,863	3.2	23	5	4.6	899	380	2.4	50	22	2.3
372	Patuakhali RWH	Galachipa	27,128	13,827	2.0	42,775	21,310	2.0	94	35	2.7	7,488	3,754	2.0	50	175	0.3
373	Patuakhali RWH	Kalapara	17,486	8,349	2.1	31,680	14,581	2.2	78	14	5.6	5,728	2,903	2.0	175	56	3.1
374	Patuakhali RWH	Mirzaganj	18,744	6,089	3.1	16,055	6,500	2.5	26	3	8.7	1,340	609	2.2	500	30	16.7
375	Patuakhali RWH	Patharghata	17,536	6,491	2.7	21,370	8,593	2.5	80	19	4.2	2,660	1,271	2.1	225	75	3.0

SL	Warehouse Name	Upazila Name	Condom			Shukhi			IUD			Injectables			Implant		
			CBL	AMD	MOS	CBL	AMD	MOS	CBL	AMD	MOS	CBL	AMD	MOS	CBL	AMD	MOS
376	Patuakhali RWH	Patuakhali Sadar	35,100	15,413	2.3	30,438	14,213	2.1	160	83	1.9	6,651	3,360	2.0	480	153	3.1
377	Rajshahi RWH	Bagatipara	43,008	17,080	2.5	19,440	6,942	2.8	52	8	6.5	893	324	2.8	150	49	3.1
378	Rajshahi RWH	Bagha	98,700	26,043	3.8	60,760	8,700	7.0	94	3	31.3	6,085	1,421	4.3	100	49	2.0
379	Rajshahi RWH	Baghmara	64,900	40,771	1.6	15,150	22,527	0.7	87	36	2.4	3,844	1,894	2.0	500	78	6.4
380	Rajshahi RWH	Baraigram	132,600	15,580	8.5	67,050	10,969	6.1	66	30	2.2	3,360	1,276	2.6	20	83	0.2
381	Rajshahi RWH	Bholahat	26,364	7,569	3.5	29,170	4,727	6.2	50	2	25.0	1,655	507	3.3	50	27	1.9
382	Rajshahi RWH	Boalia	122,400	59,831	2.0	19,920	6,193	3.2	158	32	4.9	5,600	1,951	2.9	380	133	2.9
383	Rajshahi RWH	Chapai Nababganj Sadar	116,700	46,212	2.5	29,270	15,053	1.9	115	63	1.8	4,950	2,561	1.9	150	53	2.8
384	Rajshahi RWH	Charghat	48,600	23,444	2.1	66,775	10,440	6.4	25	14	1.8	1,450	508	2.9	50	55	0.9
385	Rajshahi RWH	Durgapur	52,992	16,155	3.3	46,500	7,361	6.3	9	4	2.3	672	336	2.0	50	43	1.2
386	Rajshahi RWH	Godagari	87,600	46,017	1.9	44,960	16,275	2.8	59	11	5.4	6,900	2,738	2.5	200	48	4.2
387	Rajshahi RWH	Gomastapur	60,000	25,355	2.4	21,272	11,635	1.8	77	10	7.7	2,092	984	2.1	2	28	0.1
388	Rajshahi RWH	Gurudaspur	28,596	30,646	0.9	45,705	15,197	3.0	23	11	2.1	1,745	1,306	1.3	100	69	1.4
389	Rajshahi RWH	Lalpur	43,648	22,085	2.0	60,665	15,422	3.9	50	15	3.3	3,243	1,520	2.1	15	92	0.2
390	Rajshahi RWH	Mohanpur	65,914	15,479	4.3	46,895	5,206	9.0	33	1	33.0	3,128	1,487	2.1	225	38	5.9
391	Rajshahi RWH	Nachole	45,300	10,920	4.1	36,730	5,654	6.5	28	3	9.3	1,550	716	2.2	10	16	0.6
392	Rajshahi RWH	Natore Sadar	42,348	35,944	1.2	21,255	14,910	1.4	115	29	4.0	2,377	1,219	1.9	120	149	0.8
393	Rajshahi RWH	Paba	88,000	42,742	2.1	52,445	11,952	4.4	82	4	20.5	6,135	3,021	2.0	210	36	5.8
394	Rajshahi RWH	Puthia	58,740	29,267	2.0	31,700	12,765	2.5	47	9	5.2	2,290	1,008	2.3	100	35	2.9
395	Rajshahi RWH	Shibganj	108,000	46,902	2.3	28,320	19,759	1.4	30	17	1.8	3,700	1,890	2.0	200	76	2.6
396	Rajshahi RWH	Singra	83,662	34,756	2.4	21,225	20,636	1.0	124	28	4.4	5,821	2,175	2.7	50	103	0.5
397	Rajshahi RWH	Tanore	91,200	17,087	5.3	38,160	12,036	3.2	134	13	10.3	2,553	885	2.9	150	150	1.0
398	Rangamati RWH	Baghaichhari	13,116	8,901	1.5	7,275	6,409	1.1	44	3	14.7	1,267	318	4.0	110	23	4.8
399	Rangamati RWH	Barkal	37,700	3,924	9.6	30,795	3,246	9.5	24	3	8.0	3,120	320	9.8	122	6	20.3
400	Rangamati RWH	Belai Chhari	8,493	1,600	5.3	15,923	2,152	7.4	50	4	12.5	1,556	116	13.4	70	19	3.7

SL	Warehouse Name	Upazila Name	Condom			Shukhi			IUD			Injectables			Implant		
			CBL	AMD	MOS	CBL	AMD	MOS	CBL	AMD	MOS	CBL	AMD	MOS	CBL	AMD	MOS
401	Rangamati RWH	Jurai Chhari	20,040	2,186	9.2	21,840	1,984	11.0	45	3	15.0	884	149	5.9	100	18	5.6
402	Rangamati RWH	Kaptai	23,700	5,359	4.4	14,205	2,681	5.3	47	2	23.5	825	335	2.5	45	27	1.7
403	Rangamati RWH	Kawkhali (betbunia)	11,296	2,601	4.3	11,563	2,399	4.8	35	5	7.0	1,305	359	3.6	12	40	0.3
404	Rangamati RWH	Langadu	19,972	5,041	4.0	16,050	4,171	3.8	65	12	5.4	1,972	376	5.2	0	37	0.0
405	Rangamati RWH	Naniarchar	24,432	4,673	5.2	14,620	3,989	3.7	19	4	4.8	1,369	170	8.1	122	16	7.6
406	Rangamati RWH	Rajasthali	6,608	1,078	6.1	12,390	1,382	9.0	68	2	34.0	1,761	76	23.2	39	14	2.8
407	Rangamati RWH	Rangamati Sadar	30,052	7,969	3.8	20,215	6,363	3.2	113	52	2.2	808	568	1.4	110	59	1.9
408	Rangpur RWH	Aditmari	399,400	12,083	33.1	28,940	14,449	2.0	230	93	2.5	4,651	2,661	1.7	0	75	0.0
409	Rangpur RWH	Badarganj	289,428	11,366	25.5	13,396	16,445	0.8	110	47	2.3	4,430	2,085	2.1	0	82	0.0
410	Rangpur RWH	Bhurungamari	330,957	12,727	26.0	24,577	15,740	1.6	95	36	2.6	6,205	3,230	1.9	200	44	4.5
411	Rangpur RWH	Chilmari	322,736	11,602	27.8	46,200	9,290	5.0	38	15	2.5	1,988	1,080	1.8	10	70	0.1
412	Rangpur RWH	Dimla	317,720	7,625	41.7	50,430	18,299	2.8	121	53	2.3	4,155	1,895	2.2	100	97	1.0
413	Rangpur RWH	Domar	328,368	6,216	52.8	29,942	13,797	2.2	64	15	4.3	4,695	2,209	2.1	5	58	0.1
414	Rangpur RWH	Fulchhari	22,300	18,222	1.2	41,090	10,858	3.8	37	19	1.9	5,645	2,786	2.0	0	35	0.0
415	Rangpur RWH	Gaibandha Sadar	63,486	17,532	3.6	41,539	24,311	1.7	61	20	3.1	8,447	3,979	2.1	50	112	0.4
416	Rangpur RWH	Gangachara	301,796	14,354	21.0	9,650	18,949	0.5	52	52	1.0	8,695	4,246	2.0	0	106	0.0
417	Rangpur RWH	Gobindaganj	863,484	53,961	16.0	194,455	33,975	5.7	71	23	3.1	8,493	3,918	2.2	164	64	2.6
418	Rangpur RWH	Hatibandha	324,808	9,449	34.4	71,710	11,312	6.3	97	34	2.9	4,599	2,302	2.0	0	91	0.0
419	Rangpur RWH	Jaldhaka	340,008	13,897	24.5	33,375	21,406	1.6	101	37	2.7	7,199	3,788	1.9	0	84	0.0
420	Rangpur RWH	Kaliganj	330,644	6,006	55.1	244,050	11,279	21.6	130	50	2.6	3,244	1,395	2.3	100	53	1.9
421	Rangpur RWH	Kaunia	300,300	11,590	25.9	14,075	10,381	1.4	21	10	2.1	5,860	2,939	2.0	0	76	0.0
422	Rangpur RWH	Kishoreganj	323,200	5,624	57.5	33,760	16,132	2.1	86	44	2.0	2,900	1,545	1.9	50	79	0.6
423	Rangpur RWH	Kurigram Sadar	44,248	12,597	3.5	28,213	11,902	2.4	85	37	2.3	5,691	2,626	2.2	50	79	0.6
424	Rangpur RWH	Lalmonirhat Sadar	46,068	10,964	4.2	36,365	15,475	2.3	63	19	3.3	5,900	3,143	1.9	0	88	0.0
425	Rangpur RWH	Mitha Pukur	328,200	17,328	18.9	45,060	19,895	2.3	47	7	6.7	5,008	2,592	1.9	0	70	0.0

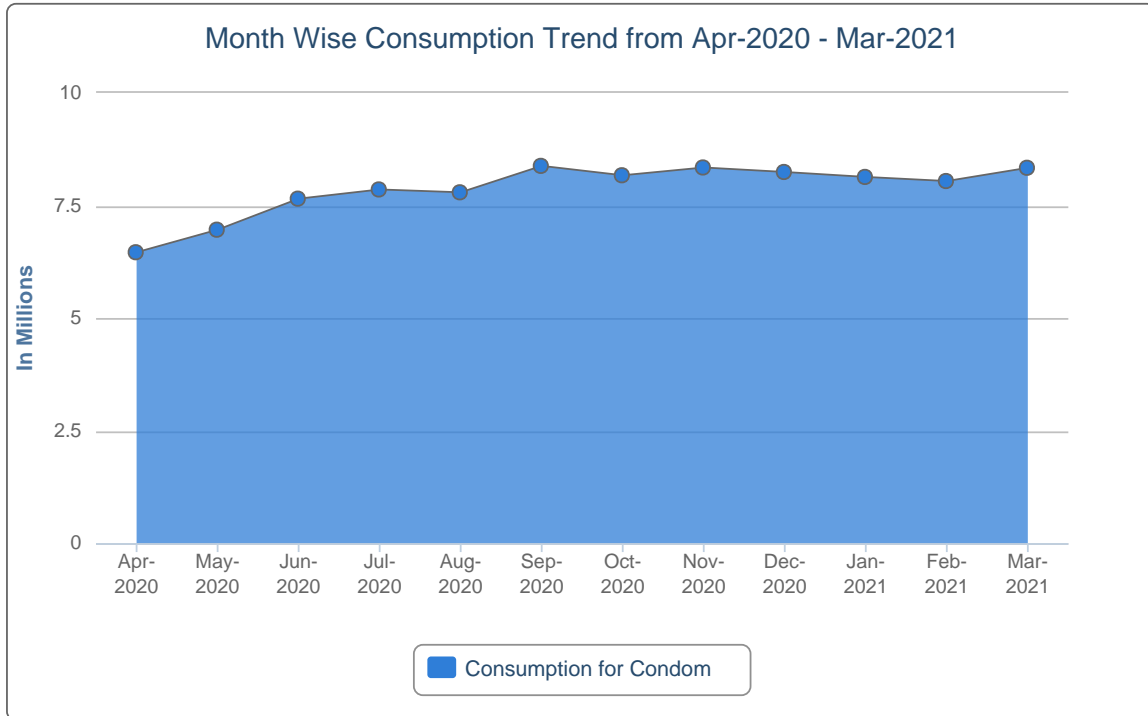
SL	Warehouse Name	Upazila Name	Condom			Shukhi			IUD			Injectables			Implant		
			CBL	AMD	MOS	CBL	AMD	MOS	CBL	AMD	MOS	CBL	AMD	MOS	CBL	AMD	MOS
426	Rangpur RWH	Nageshwari	307,799	15,603	19.7	28,845	30,311	1.0	100	32	3.1	9,416	4,950	1.9	50	62	0.8
427	Rangpur RWH	Nilphamari Sadar	45,539	9,935	4.6	18,410	27,090	0.7	131	45	2.9	6,753	3,285	2.1	50	94	0.5
428	Rangpur RWH	Palashbari	45,580	8,926	5.1	32,124	15,124	2.1	30	9	3.3	4,330	2,193	2.0	50	74	0.7
429	Rangpur RWH	Patgram	275,028	6,515	42.2	16,320	13,329	1.2	37	9	4.1	4,649	2,077	2.2	150	30	5.0
430	Rangpur RWH	Phulbari	331,100	6,285	52.7	2,575	12,834	0.2	171	73	2.3	5,469	2,697	2.0	100	61	1.6
431	Rangpur RWH	Pirgachha	36,900	17,850	2.1	31,070	15,898	2.0	125	72	1.7	8,000	3,548	2.3	50	100	0.5
432	Rangpur RWH	Pirganj	463,948	18,671	24.8	31,400	27,205	1.2	58	43	1.3	4,370	2,250	1.9	100	109	0.9
433	Rangpur RWH	Rajarhat	26,408	6,328	4.2	16,950	12,203	1.4	54	26	2.1	4,019	1,954	2.1	50	58	0.9
434	Rangpur RWH	Rangpur Sadar	95,600	26,874	3.6	70,350	25,526	2.8	98	48	2.0	7,858	3,898	2.0	0	243	0.0
435	Rangpur RWH	Sadullapur	171,192	20,528	8.3	82,670	20,790	4.0	155	59	2.6	8,054	3,974	2.0	50	83	0.6
436	Rangpur RWH	Saghata	91,220	9,987	9.1	34,760	19,754	1.8	73	15	4.9	5,000	1,484	3.4	0	38	0.0
437	Rangpur RWH	Saidpur	33,814	10,787	3.1	19,905	9,027	2.2	18	6	3.0	3,546	1,525	2.3	100	46	2.2
438	Rangpur RWH	Sundarganj	243,540	31,456	7.7	64,140	40,386	1.6	210	84	2.5	16,686	8,528	2.0	0	202	0.0
439	Rangpur RWH	Taraganj	631,836	7,691	82.2	23,675	7,972	3.0	37	6	6.2	1,965	1,028	1.9	0	126	0.0
440	Rangpur RWH	Ulipur	311,768	21,664	14.4	9,865	26,943	0.4	44	20	2.2	6,516	3,278	2.0	0	62	0.0
441	Sylhet RWH	Ajmiriganj	56,961	5,242	10.9	9,913	6,537	1.5	50	9	5.6	1,256	500	2.5	0	39	0.0
442	Sylhet RWH	Bahubal	58,392	6,233	9.4	10,307	6,095	1.7	63	7	9.0	1,164	429	2.7	50	29	1.7
443	Sylhet RWH	Balaganj	97,000	26,755	3.6	21,875	8,658	2.5	227	8	28.4	2,198	1,546	1.4	8	51	0.2
444	Sylhet RWH	Baniachong	87,738	9,385	9.3	46,740	12,964	3.6	44	11	4.0	1,915	735	2.6	7	80	0.1
445	Sylhet RWH	Barlekha	130,424	6,923	18.8	21,010	5,889	3.6	310	3	103.3	3,498	486	7.2	0	56	0.0
446	Sylhet RWH	Beani Bazar	99,788	13,529	7.4	13,130	4,881	2.7	143	12	11.9	1,820	696	2.6	5	51	0.1
447	Sylhet RWH	Bishwambarpur	61,360	4,959	12.4	16,677	6,665	2.5	93	10	9.3	1,821	845	2.2	24	45	0.5
448	Sylhet RWH	Bishwanath	64,900	9,376	6.9	8,904	4,403	2.0	61	14	4.4	1,298	513	2.5	2	47	0.0
449	Sylhet RWH	Chhatak	65,200	14,150	4.6	30,960	9,528	3.2	194	49	4.0	3,408	833	4.1	50	46	1.1
450	Sylhet RWH	Chunarughat	106,780	8,297	12.9	13,701	13,513	1.0	126	3	42.0	2,095	1,078	1.9	2	78	0.0

SL	Warehouse Name	Upazila Name	Condom			Shukhi			IUD			Injectables			Implant		
			CBL	AMD	MOS	CBL	AMD	MOS	CBL	AMD	MOS	CBL	AMD	MOS	CBL	AMD	MOS
451	Sylhet RWH	Companiganj	44,768	12,619	3.5	21,765	6,565	3.3	126	3	42.0	2,134	1,197	1.8	52	50	1.0
452	Sylhet RWH	Dakshin Sunamganj	46,800	9,198	5.1	11,635	6,684	1.7	186	13	14.3	2,042	726	2.8	10	83	0.1
453	Sylhet RWH	Dakshin Surma	81,200	32,824	2.5	20,820	9,108	2.3	114	3	38.0	2,297	1,035	2.2	50	18	2.8
454	Sylhet RWH	Derai	68,404	27,618	2.5	21,300	10,623	2.0	135	14	9.6	2,366	943	2.5	93	62	1.5
455	Sylhet RWH	Dowarabazar	52,984	11,886	4.5	18,020	10,323	1.7	102	3	34.0	1,750	778	2.2	2	117	0.0
456	Sylhet RWH	Fenchuganj	84,500	5,236	16.1	11,970	2,931	4.1	146	15	9.7	849	281	3.0	40	21	1.9
457	Sylhet RWH	Golapganj	58,992	19,263	3.1	21,895	4,909	4.5	71	18	3.9	3,065	530	5.8	25	47	0.5
458	Sylhet RWH	Gowainghat	61,600	18,586	3.3	13,965	9,843	1.4	57	11	5.2	6,007	2,938	2.0	0	94	0.0
459	Sylhet RWH	Habiganj Sadar	86,100	15,838	5.4	36,080	13,453	2.7	350	95	3.7	5,300	1,405	3.8	0	43	0.0
460	Sylhet RWH	Jagannathpur	68,380	10,968	6.2	13,170	6,086	2.2	92	14	6.6	2,880	338	8.5	10	75	0.1
461	Sylhet RWH	Jaintiapur	55,200	15,060	3.7	9,540	6,422	1.5	78	18	4.3	5,700	2,438	2.3	50	36	1.4
462	Sylhet RWH	Jamalganj	53,728	11,230	4.8	19,630	10,282	1.9	219	4	54.8	2,547	1,155	2.2	0	34	0.0
463	Sylhet RWH	Juri	80,100	7,168	11.2	8,105	4,785	1.7	74	22	3.4	1,109	358	3.1	5	94	0.1
464	Sylhet RWH	Kamalganj	137,000	12,125	11.3	26,010	9,297	2.8	225	26	8.7	1,720	856	2.0	5	61	0.1
465	Sylhet RWH	Kanaighat	70,548	26,222	2.7	16,005	11,082	1.4	117	8	14.6	5,907	2,787	2.1	60	23	2.6
466	Sylhet RWH	Kulaura	125,540	9,386	13.4	18,235	8,699	2.1	60	6	10.0	3,672	2,111	1.7	10	37	0.3
467	Sylhet RWH	Lakhai	69,056	6,048	11.4	21,135	7,208	2.9	203	8	25.4	1,235	406	3.0	100	64	1.6
468	Sylhet RWH	Madhabpur	116,000	8,591	13.5	30,583	13,858	2.2	75	6	12.5	1,863	780	2.4	105	54	1.9
469	Sylhet RWH	Maulvibazar Sadar	126,660	10,084	12.6	23,713	9,075	2.6	253	47	5.4	2,395	843	2.8	0	50	0.0
470	Sylhet RWH	Nabiganj	68,000	7,887	8.6	4,945	9,855	0.5	13	20	0.7	478	389	1.2	50	49	1.0
471	Sylhet RWH	Rajnagar	118,800	8,702	13.7	19,765	9,294	2.1	113	7	16.1	3,002	1,064	2.8	10	39	0.3
472	Sylhet RWH	Sreemangal	101,400	14,902	6.8	21,854	12,165	1.8	191	60	3.2	2,464	1,191	2.1	1	141	0.0
473	Sylhet RWH	Sulla	39,400	9,555	4.1	12,325	5,826	2.1	225	3	75.0	1,915	523	3.7	70	35	2.0
474	Sylhet RWH	Sunamganj Sadar	82,800	9,801	8.4	17,755	7,016	2.5	108	24	4.5	3,083	1,152	2.7	22	93	0.2
475	Sylhet RWH	Sylhet Sadar	129,920	69,926	1.9	32,890	34,009	1.0	403	91	4.4	16,776	9,878	1.7	18	174	0.1

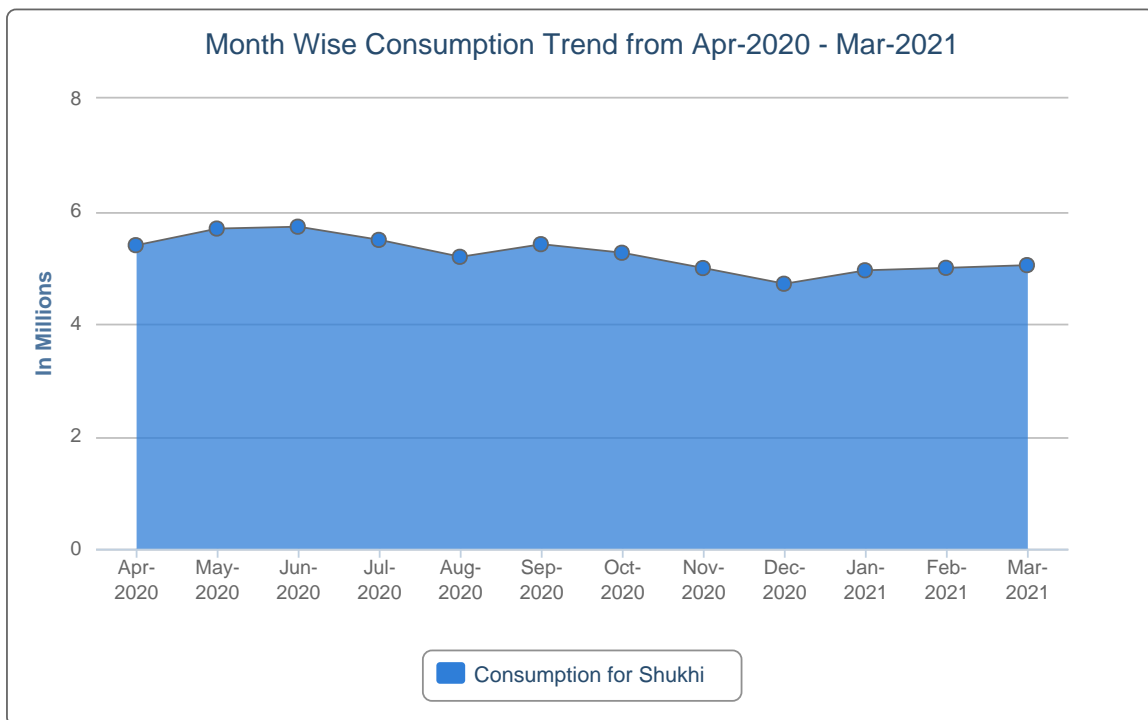
SL	Warehouse Name	Upazila Name	Condom			Shukhi			IUD			Injectables			Implant		
			CBL	AMD	MOS	CBL	AMD	MOS	CBL	AMD	MOS	CBL	AMD	MOS	CBL	AMD	MOS
476	Sylhet RWH	Tahirpur	53,984	14,297	3.8	12,270	10,157	1.2	97	4	24.3	2,435	857	2.8	20	114	0.2
477	Sylhet RWH	Zakiganj	51,512	20,900	2.5	23,578	7,929	3.0	117	3	39.0	2,017	1,120	1.8	0	117	0.0
478	Tangail RWH	Basail	100,692	6,708	15.0	42,480	5,981	7.1	179	17	10.5	7,043	458	15.4	0	138	0.0
479	Tangail RWH	Bhuapur	71,100	18,304	3.9	29,174	8,459	3.4	288	23	12.5	4,384	1,487	2.9	400	57	7.0
480	Tangail RWH	Chauhali	44,860	13,652	3.3	8,945	7,211	1.2	90	12	7.5	6,381	1,275	5.0	154	43	3.6
481	Tangail RWH	Delduar	57,300	8,524	6.7	36,937	6,638	5.6	130	20	6.5	11,240	491	22.9	250	45	5.6
482	Tangail RWH	Ghatail	177,000	26,138	6.8	57,120	20,923	2.7	330	11	30.0	3,750	2,612	1.4	10	75	0.1
483	Tangail RWH	Gopalpur	89,376	12,223	7.3	70,340	8,335	8.4	247	17	14.5	4,631	1,114	4.2	100	48	2.1
484	Tangail RWH	Kalihati	104,700	22,974	4.6	24,910	26,241	0.9	183	49	3.7	2,488	4,477	0.6	310	78	4.0
485	Tangail RWH	Madhupur	172,500	17,332	10.0	32,160	20,513	1.6	368	19	19.4	5,438	2,582	2.1	0	82	0.0
486	Tangail RWH	Mirzapur	104,544	24,796	4.2	77,805	22,011	3.5	235	39	6.0	13,518	1,054	12.8	550	58	9.5
487	Tangail RWH	Nagarpur	70,968	25,960	2.7	10,874	17,993	0.6	157	78	2.0	7,649	2,337	3.3	0	131	0.0
488	Tangail RWH	Sakhipur	80,900	21,571	3.8	23,040	20,543	1.1	200	29	6.9	6,380	871	7.3	100	45	2.2
489	Tangail RWH	Tangail Sadar	59,100	43,263	1.4	26,535	23,704	1.1	212	39	5.4	1,896	2,891	0.7	50	181	0.3

7. Month-wise Consumption Trend

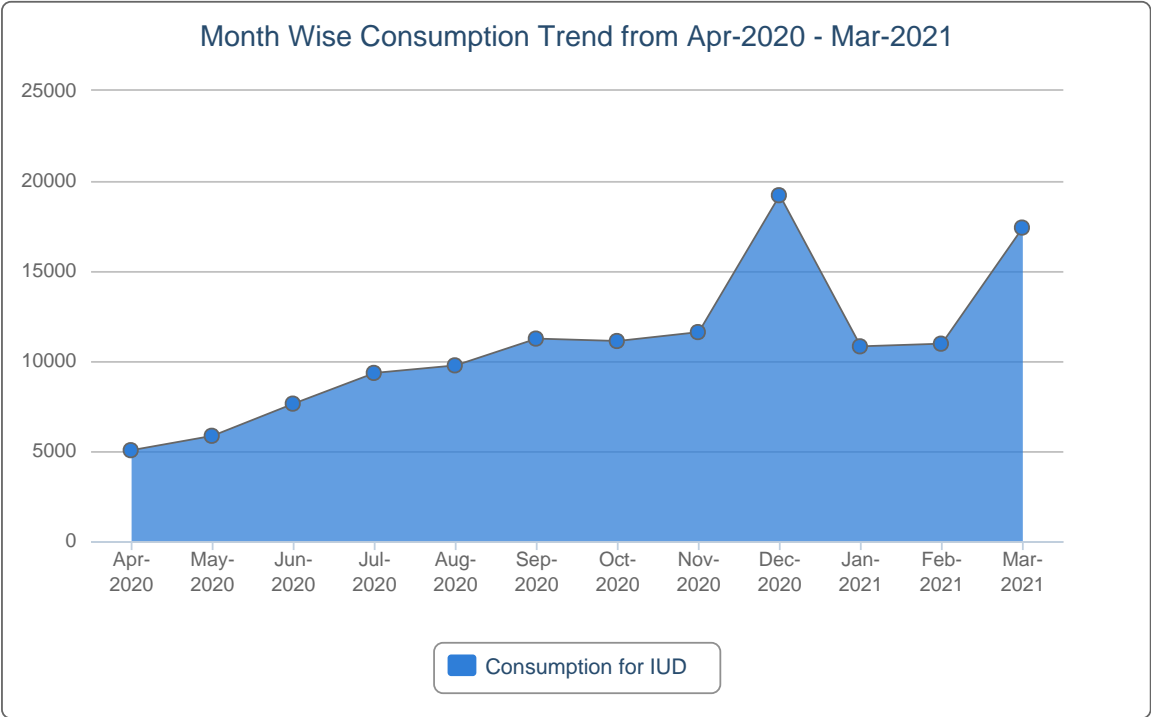
7(a).



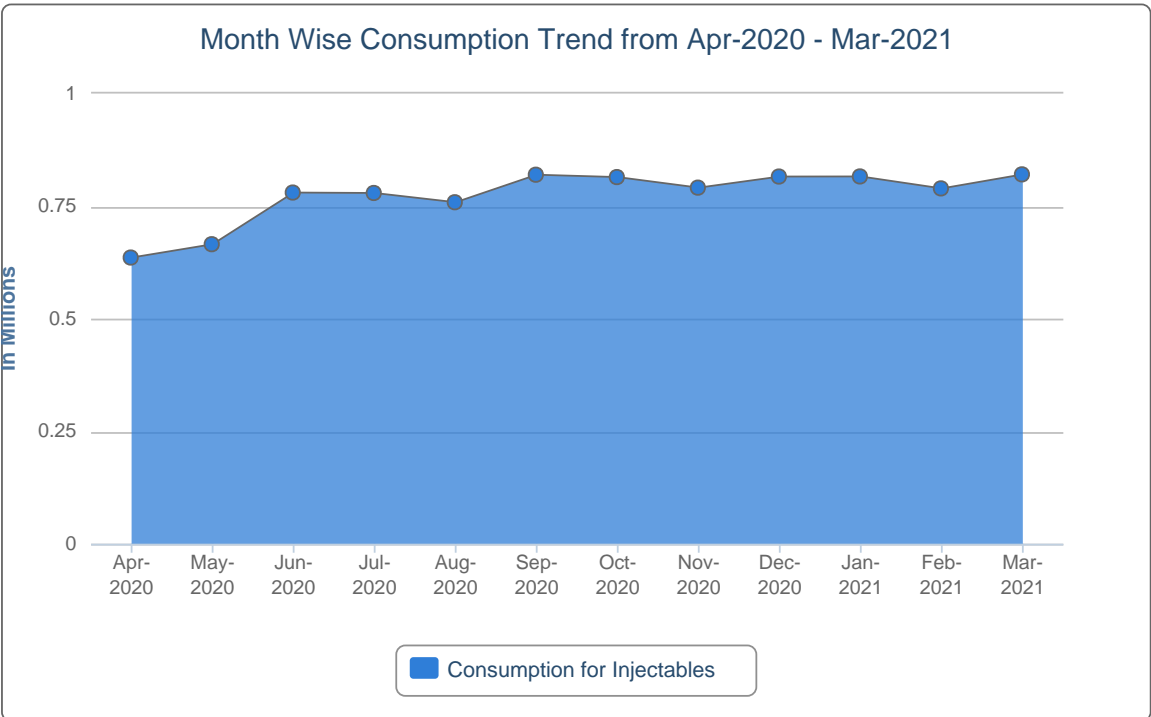
7(b).



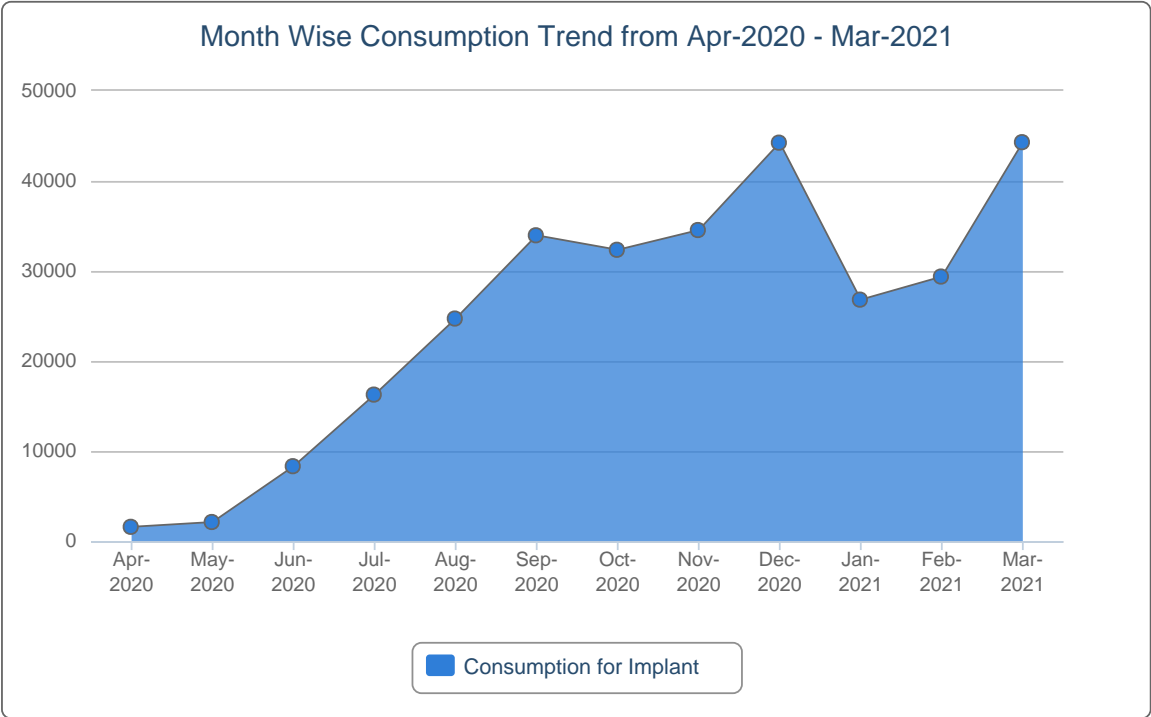
7(c).



7(d).



7(e).



8. Report on Upazila and Warehouse Having Stock Out in last month

SL	Products Name	No of Stockout WH	% of Stockout WH	No of Stockout Upazila Store	% of Stockout Upazila Store	No of Stockout Upazila Field	% of Stockout Upazila Field
1	Condom	0	0%	0	0%	0	0%
2	Oral Pill (Total)	1	5%	0	0%	0	0%
3	IUD	0	0%	0	0%	1	0%
4	Injectables	0	0%	0	0%	0	0%
5	Implant (Total)	3	14%	-	-	2	0%

List of Stock Out Warehouses

SL	Commodity	Warehouse	Phone
1	Oral Pill (Total)	Tangail RWH	0921-64316
2	Implant (Total)	Jamalpur RWH	0981-63107
3	Implant (Total)	Sylhet RWH	0821-713246
4	Implant (Total)	Chattogram RWH	031723935

List of StockOut Upazilas

SL	Commodity	Warehouse	District	Upazila	Phone
1	IUD	Chattogram RWH	Chattogram	Sandwip, Chattogram	01711396631
2	Implant (Total)	Mymensingh RWH	Sunamganj	Dharampasha, Sunamganj	01717325434
3	Implant (Total)	Sylhet RWH	Maulvibazar	Barlekha, Maulvibazar	01715389142

“ছেলে হোক, মেয়ে হোক,
দু’টি সন্তানই যথেষ্ট”

Management Information System (MIS)
Directorate General of Family Planning (DGFP)
6, Kawran Bazar, Dhaka- 1215
Email: dirmis@dgfp.gov.bd, dirls@dgfp.gov.bd
www.dgfp.gov.bd, www.scmpbd.org

If you need more information, please visit at <https://www.scmpbd.org>