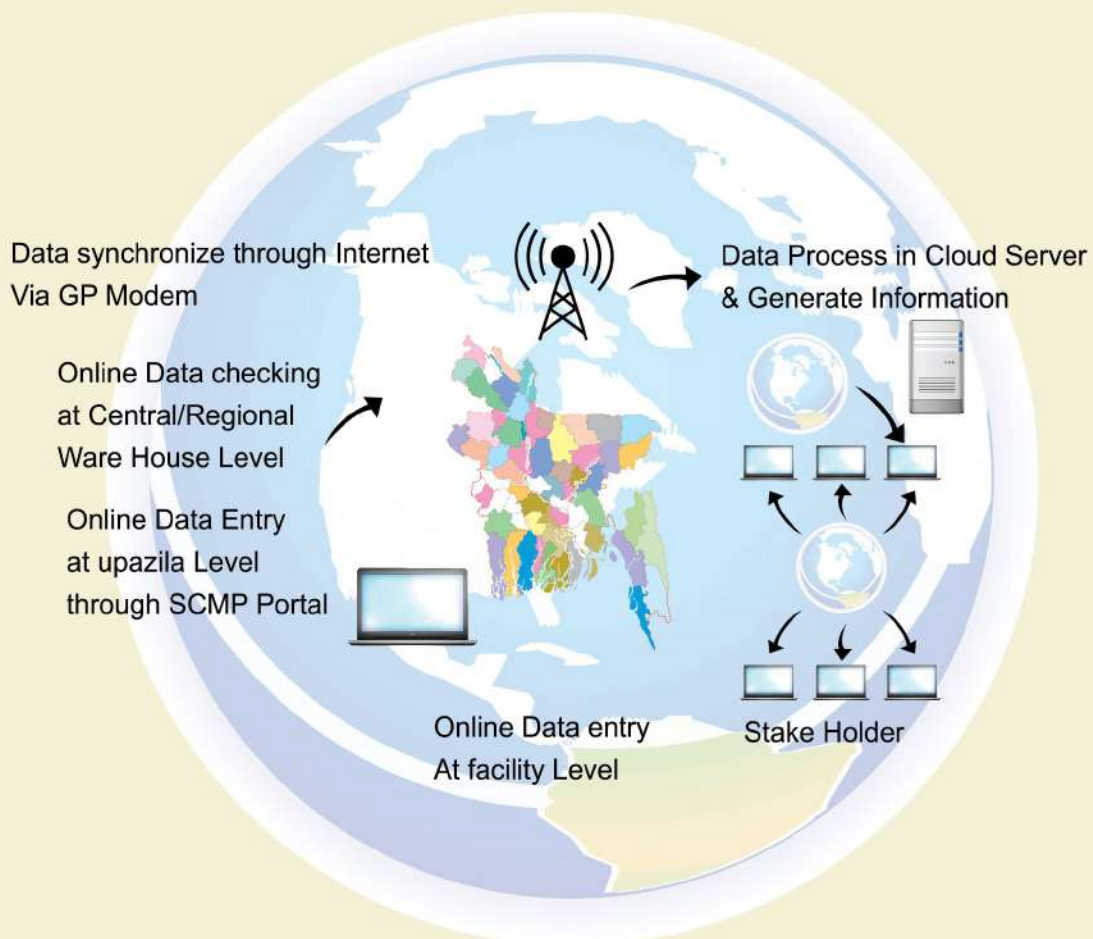




# FAMILY PLANNING MONTHLY LOGISTICS REPORT

## September 2023

### Logistics Management Information System (LMIS) Data Flow System



**Management Information System (MIS)**  
**Directorate General of Family Planning (DGFP)**

**Government of the People's Republic of Bangladesh**  
**Medical Education and Family Welfare Division**  
**Directorate General of Family Planning**  
**Management Information System (MIS) Unit**  
**6, Kawran Bazar, Dhaka- 1215**  
**www.dgfp.gov.bd**

Memo No. 59.11.00000.402.16.002.19.188

Date: 30 October, 2023.

**Sub: Family Planning Monthly Logistics Report for the Month of September, 2023.**

Family Planning Monthly Logistics Report for the Month of September, 2023 is sent herewith for your kind information & necessary action. This report is prepared on the basis of Form-7 submitted by Warehouses and Form-7B submitted by Upazila Family Planning Offices by using WIMS & UIMS operating tools. It provides useful information on monthly distribution and stock balance of all the major contraceptives of Warehouse/Upazila Stores. For more information you can visit at [www.scmpbd.org](http://www.scmpbd.org) web site.

Comments and suggestions for improvement of this report will be highly appreciated.

  
30.10.23

(Niranjan Bandhu Dam)  
Director (MIS)  
Phone: 55012352  
Mail: dirmis@dgfp.gov.bd


Memo No. 59.11.00000.402.16.002.19.188/1(202)

Date: 30 October, 2023.

**Copy of the report forwarded to (Not according to seniority):**

1. Secretary, Medical Education & Family Welfare Division, Ministry of Health & Family Welfare, Bangladesh Secretariat, Dhaka.
2. Additional Secretary (Admin), Medical Education & Family Welfare Division, Ministry of Health & Family Welfare, Bangladesh Secretariat, Dhaka.
3. Director (Administration), Directorate General of Family Planning, 6 Kawran Bazar, Dhaka 1215.
4. Joint Secretary (Development), Medical Education & Family Welfare Division, Ministry of Health & Family Welfare, Bangladesh Secretariat, Dhaka.
5. Director & Line Director (MIS), Directorate General of Family Planning, 6 Kawran Bazar, Dhaka.
6. Director Finance & Line Director (Family Planning Field Service Delivery), Directorate General of Family Planning, 6 Kawran Bazar, Dhaka 1215.
7. Director (Logistics & Supply) and Line Director (Procurement, Storage & Supply Management), Directorate General of Family Planning, 6 Kawran Bazar, Dhaka 1215.
8. Director (IEM) & Line Director (Information, Education and Communication), Directorate General of Family Planning, 6 Kawran Bazar, Dhaka 1215.
9. Director (Planning) & Line Director (Planning Monitoring and Evaluation), Directorate General of Family Planning, 6 Kawran Bazar, Dhaka 1215.



10. Director (MCH-Services) & Line Director (MCRAH), Directorate General of Family Planning, 6 Kawran Bazar, Dhaka 1215.
11. Line Director (CCSDP), Directorate General of Family Planning, 6 Kawran Bazar, Dhaka 1215.
12. Director (Audit), Directorate General of Family Planning, 6 Kawran Bazar, Dhaka 1215.
13. Divisional Director, Family Planning, Dhaka /Chattogram /Rajshahi /Khulna /Sylhet /Barishal/ Rangpur/ Mymensingh Division.
14. Joint Chief (Planning), Health Service Division, Ministry of Health & Family Welfare, Bangladesh Secretariat, Dhaka
15. Joint Chief (Population & Planning wing), Planning commission, Sher-e-Bangla Nagar, Dhaka.
16. Joint Chief (Planning), Program Management and Monitoring Unit (PMMU), Azimpur, Dhaka-1205.
17. Director, Maternal & Child Health Training Institute (MCHTI), Azimpur, Dhaka.
18. Director, Mohammadpur Fertility Services & Training Centre (MFSTC), Mohammadpur, Dhaka.
19. Director, Maternal & Child Health Training Institute (MCHTI), Lalkuthi, Mirpur, Dhaka.
20. P.S. to the Honorable Minister, Ministry of Health and Family Welfare, Bangladesh Secretariat, Dhaka, for kind information of the Honorable Minister.
21. Deputy Chief (Planning), Medical Education & Family Welfare Division, Ministry of Health & Family Welfare, Bangladesh Secretariat, Dhaka.
22. Additional Director (Drugs and Stores), Directorate General of Family Planning, Central Warehouse, Mohakhali, Dhaka.
23. Deputy Director, Family Planning, ----- District (You are requested to take appropriate measures to ensure timely online submission of Form 7B report from upazilas).
24. Regional/District Consultant, FPCS-QIT, District Family Planning Office, ----- District.
25. Central/Regional Supply Officer, Family Planning, ----- CWH/RWHs.
26. Assistant Maintenance Engineer, MIS Unit, DGFP (Requested to upload this report to DGFP website).
27. Country Project Director, MTaPS/MSH, House: 30, Road: No. 42, Gulshan-2, Dhaka-1212.
28. Country Director, the World Bank, E-32, Agargaon, Sher-e-Bangla Nagar, Dhaka-1207.
29. Team Leader, Population & Health Team, USAID, Madani Avenue, Baridhara, Dhaka.
30. Country Representative, UNFPA, IDB Bhaban, Agargaon, Sher-E-Bangla Nagar, Dhaka.
31. Managing Director, SMC, SMC Tower, 33 Banani C/A, Dhaka-1213.
32. Documentation Center, IEM Unit, Directorate General of Family Planning, 6 Kawran Bazar, Dhaka.
33. Responsible person of Dispatch Section, MIS Unit, DGFP (Requested to distribute the published 'Family Planning Monthly Logistics Report' to concerned Person/Office/Organization).
34. PA to Director General, Directorate General of Family Planning, 6 Kawran Bazar, Dhaka 1215.
35. Concerned Organization/Person.

  
 30.10.2023  
 (Shahnaz Parveen)  
 Deputy Director (MIS)

## **Table Of Contents**

	<b>Page</b>
1. DGFP Stock Status Report	1-2
2. National Receipts Quantity by Product by Month	3
3. National Level Contraceptive Summary Report	4
4. Stock Status Report at Different Levels	5
5. Contraceptive Stock Status by Product at Upazila Store and Field	6-10
6. Contraceptive Stock Status by Product at Regional Warehouses/Upazila	11-31
7. Month-wise Consumption Trend	32-34
8. Report on Upazila and Warehouse Having Stock Out in last month	35

# 1. DGFP Stock Status Report

		 <b>DGFP STOCK STATUS REPORT</b> <b>for Contraceptives - 30th September 2023</b> 																																			
Year →	2023	2024												2025												2026											
Month →	10	11	12	1	2	3	4	5	6	7	8	9	10	11	12	1	2	3	4	5	6	7	8	9	10	11	12	1	2	3	4	5	6	7	8	9	
Min.-Max. →							Min							Max																							
Product ↓	CS - 26.57m : 3.3 MOS																																				
<b>Condom</b>	3.3 MOS			50m (MOS:6.3)						82m (MOS:10.3)																											
*AMC = 7.94m							FY:2023-24- (Rev.) 50m						FY:2023-24- (Dev.) 82m																								
<b>Pill (Total)</b>	5.2 MOS						24.18m (MOS:3.9)						58.5m (MOS:9.5)																								
*AMC = 6.15m							FY:2022-23: 39m						FY:2023-24 - 5m+14.4m+39.1m																								
	CS - 3.32m : 9.7 MOS																																				
<b>POP-APON</b>	9.7 MOS (July 2024)												2m (MOS: 5.8)																								
*AMC = 0.342m													FY:2023-24- (Dev.) 2m																								
	CS (0.248m): 21.6 MOS																																				
<b>IUD</b>	21.6 MOS (July 2025)																																				
*AMC = 11,511																																					
	CS (6.54m): 7.2 MOS																																				
<b>Injectables</b>	7.2 MOS (April 2024)						12m (MOS: 13.2)																														
*AMC = 0.911m							FY:2023-24 - 5m (Rev.) & 7m (Dev)																														
	CS-(0.761m): 26.6 MOS																																				
<b>Implant</b>	26.6 MOS (December 2025)																																				
*AMC = 28,633																																					
	<b>Pill (Total): 2nd &amp; 3rd generation Shukhi</b> <i>*AMC is calculated based on past 6-months consumption</i> <i>Data Sources: DGFP/L&amp;S unit, DGFP LMIS web site - <a href="https://scmpbd.org/">https://scmpbd.org/</a></i> <i>Central Warehouse WIMS data and Approved DGFP Procurement Plan</i> <i>National min-max stock level is 6 &amp; 10 MOS</i> AMC = Average Monthly Consumption																																				
	<b>Legend:</b> <span style="color:red">■</span> Current Stock (CS): Less than 3 MOS <span style="color:yellow">■</span> Current Stock (CS): MOS 3.0 to Less than 6 MOS <span style="color:green">■</span> Current Stock (CS): MOS 6 and above <span style="color:blue">■</span> Planned for FY 2022-23 <span style="color:orange">■</span> Procurement completed, yet to be received <span style="color:purple">■</span> Donation																																				

**DGFP STOCK STATUS NOTES**  
**(For Contraceptives)**  
**Month: September 2023**

**CONDOM** – Current national stock is 26.57 million pieces, and this stock can be used up to December 2023.

- **FY 2023-24: (Revenue Budget)** – Procurement plan of 50 million pcs. of condom has been approved and procurement process started.
- **FY 2023-24: (Development Budget)** – Procurement plan of 82 million pcs. of condom has been approved and procurement process started.

**PILL (Shukhi)** – Current national stock of Oral Contraceptive Pill is 31.83 million cycles which will go up to February 2024.

- **FY 2022-23: RPA (GOB) & GOB (Dev)**- Supplier delivered 14.82 million Cycle Oral Pill during August 2023. Rest 24.18 will be delivered in October and onward.
- **FY 2023-24: (Revenue Budget)** – Procurement plan of 5 million cycles of Oral Pill (Shukhi-3<sup>rd</sup> Generation) has been approved and procurement process started.
- **FY 2023-24: (GOB-Dev.)** – Procurement plan of 14.40 million cycles of Oral Pill (Shukhi-3<sup>rd</sup> Generation) has been approved and procurement process started.
- **FY 2023-24: (RPA)** – Procurement plan of 39.10 million cycles of Oral Pill (Shukhi-3<sup>rd</sup> Generation) has been approved and procurement process started.

**POP-APON** - Current national stock of POP-APON Pill is 3.32 million cycles which will go up to July 2024.

- **FY 2023-24: (GOB-Dev.)** – Procurement plan of 2 million cycles of POP-APON has been approved and procurement process started.

**IUD** – Current national stock is 0.248 million pcs. and this stock can be used up to July 2025.

**INJECTABLES** – Current stock of 6.54 million vials and that can be used up to April 2024 (Though the bar is showing that the injectable stock will run till April 2024 but, after January 2024 there will be no usable injectable in stock due to expiration).

- **FY 2023-24: (Revenue Budget)** – Procurement plan of 5 million vials of injectable has been approved and procurement process started.
- **FY 2023-24: (Development Budget)** – Procurement plan of 7 million vials of injectable has been approved and procurement process started.

**IMPLANT** – Current stock is 0.761 million sets, and this can be used up to December 2025.

You can also download the previous reports from <http://www.scmpbd.org>

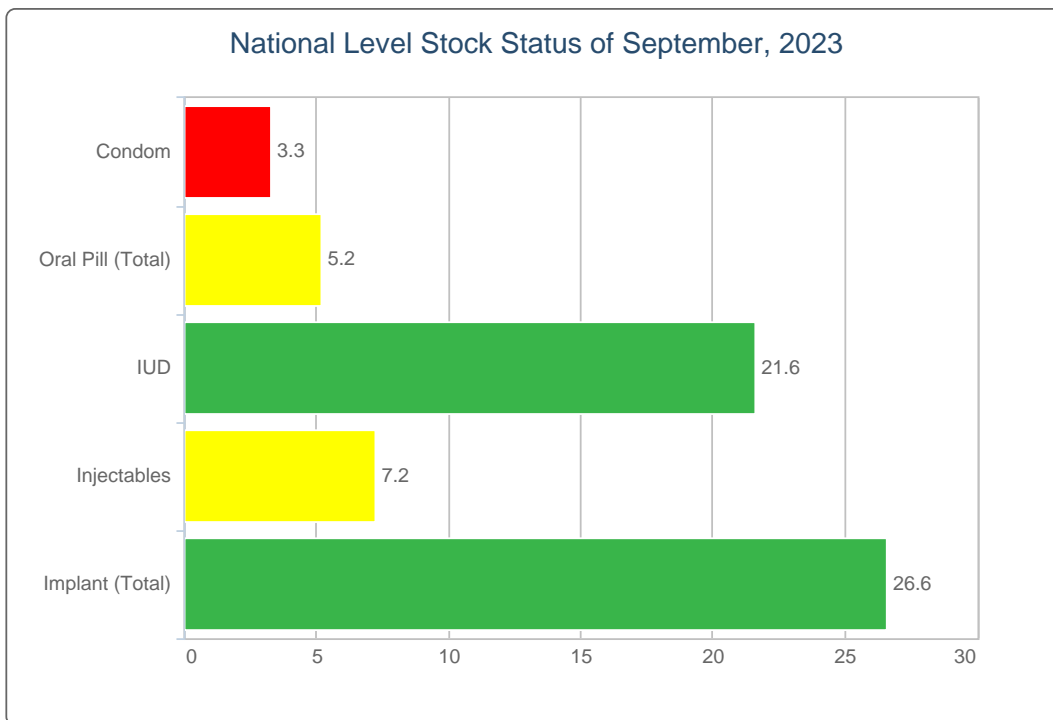
## 2. National Receipts Quantity by Product by Month

### Contraceptive Received Report

Month: September, 2023

Item	Supplier	Receiver	Date Receipts	Qty
<i>No National Receive This Month</i>				

### 3. National Level Contraceptive Summary Report



■ MOS: < 3.0     
 ■ MOS: 3.0 - 5.9     
 ■ MOS: 6.0 and above

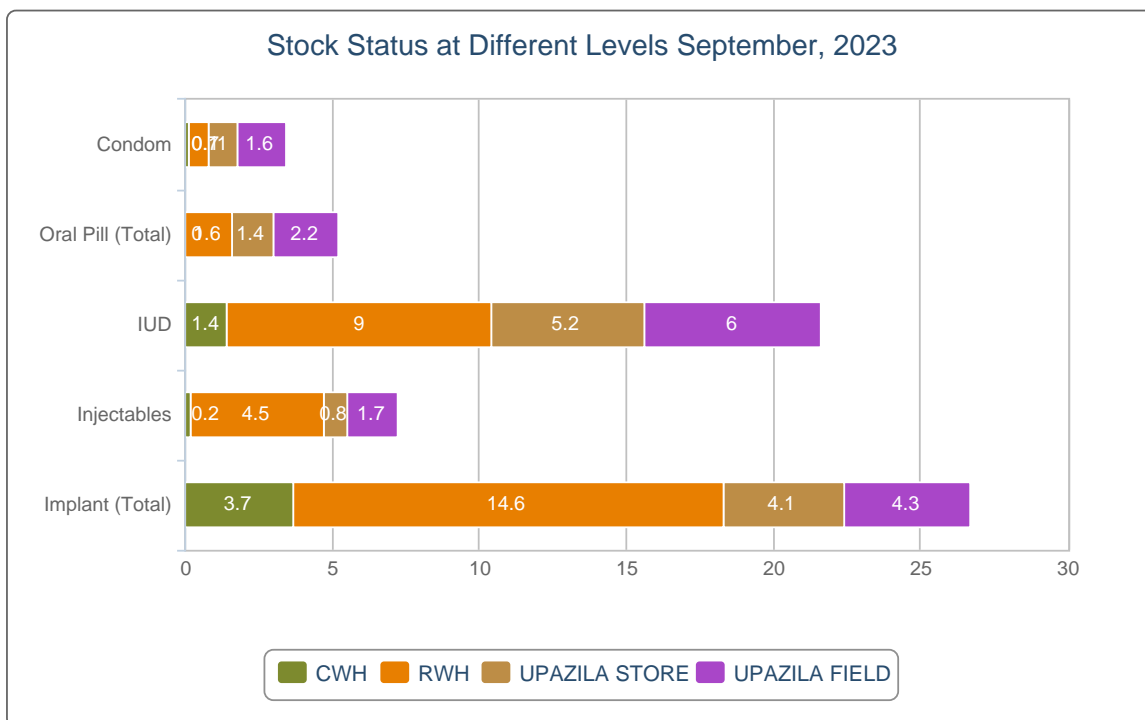
MOS = Month of Stock

#### National Level Stock Status of September, 2023

SL	Name of Products	Reported Consumption	Reported Closing Balance	Average Monthly Consumption	MOS
1	Condom	7,728,051	26,573,199	7,943,569	3.3
2	Oral Pill (Total)	6,050,477	31,840,427	6,151,480	5.2
3	IUD	11,173	248,537	11,511	21.6
4	Injectables	1,088,586	6,543,863	911,278	7.2
5	Implant (Total)	30,205	761,255	28,633	26.6



#### 4. Stock Status Report at Different Levels

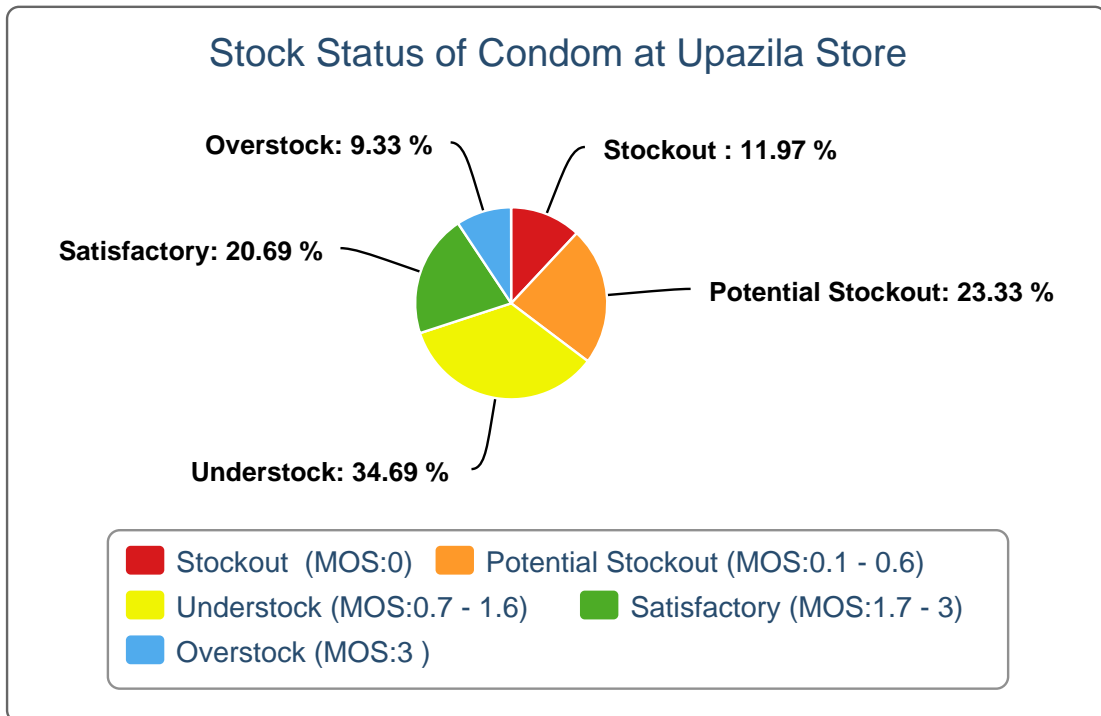


#### Stock Status at Different Levels September, 2023

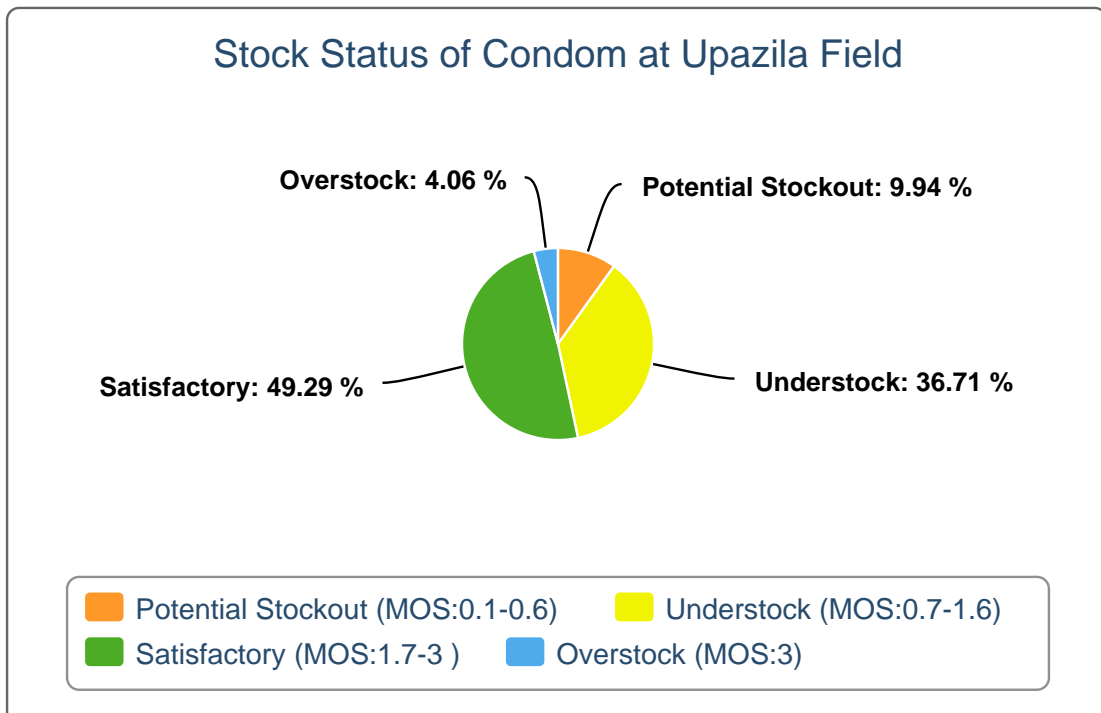
Products	Avg. Consump. of Last 6 Months	CWH Level	MOS	RWH Level	MOS	Upazila Level	MOS	Field Level	MOS	National Level	MOS
Condom	7,943,569	702,000	0.1	5,396,200	0.7	8,065,886	1	12,409,113	1.6	26,573,199	3.3
Oral Pill (Total)	6,151,480	136,320	0	9,860,400	1.6	8,331,842	1.4	13,511,865	2.2	31,840,427	5.2
IUD	11,511	15,700	1.4	103,661	9	59,693	5.2	69,483	6	248,537	21.6
Injectables	911,278	177,900	0.2	4,111,640	4.5	718,078	0.8	1,536,245	1.7	6,543,863	7.2
Implant (Total)	28,633	106,285	3.7	416,949	14.6	116,039	4.1	121,982	4.3	761,255	26.6

## 5. Contraceptive Stock Status by Product at Upazila Store and Field

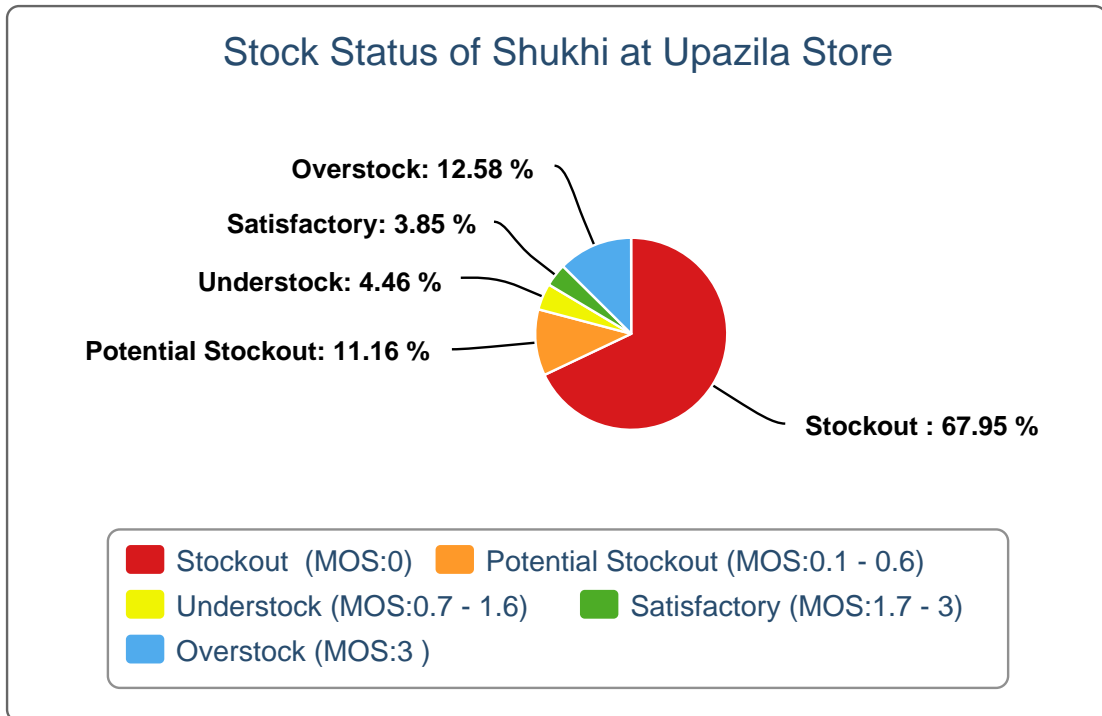
5(a).



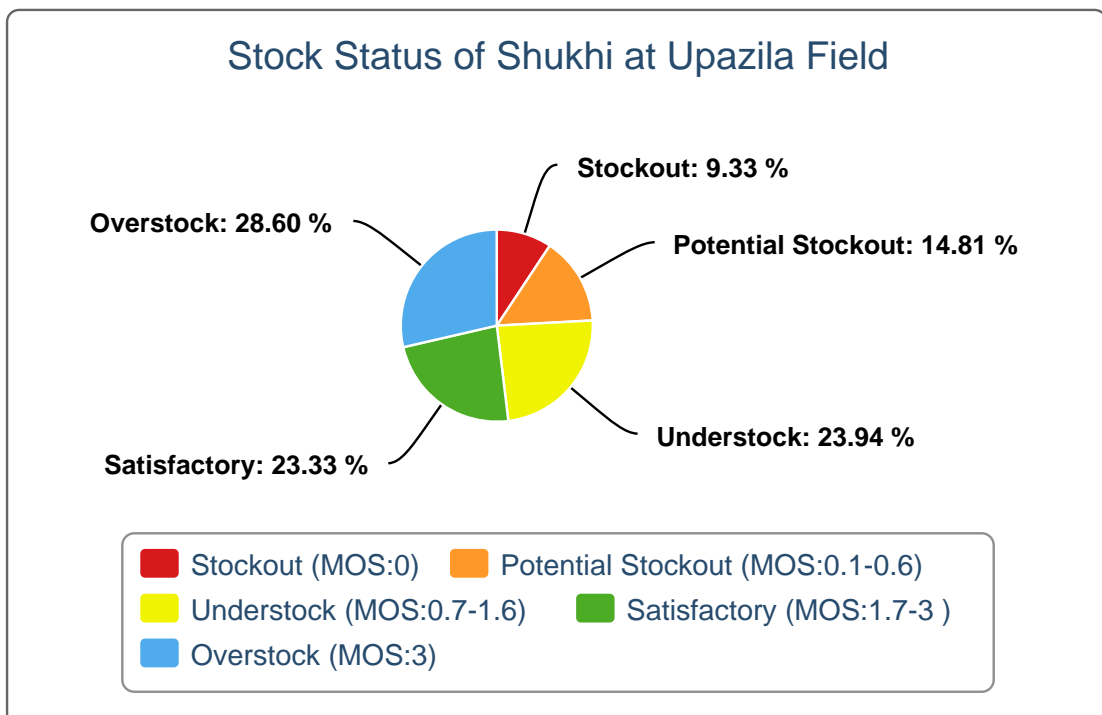
5(b).



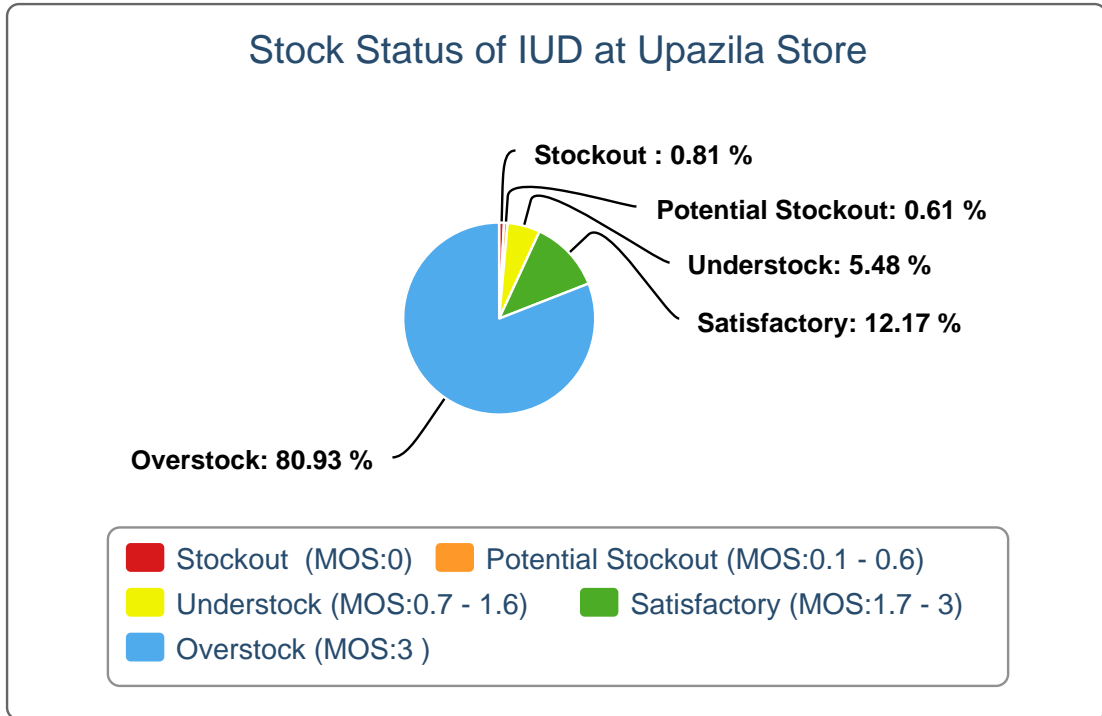
5(c).



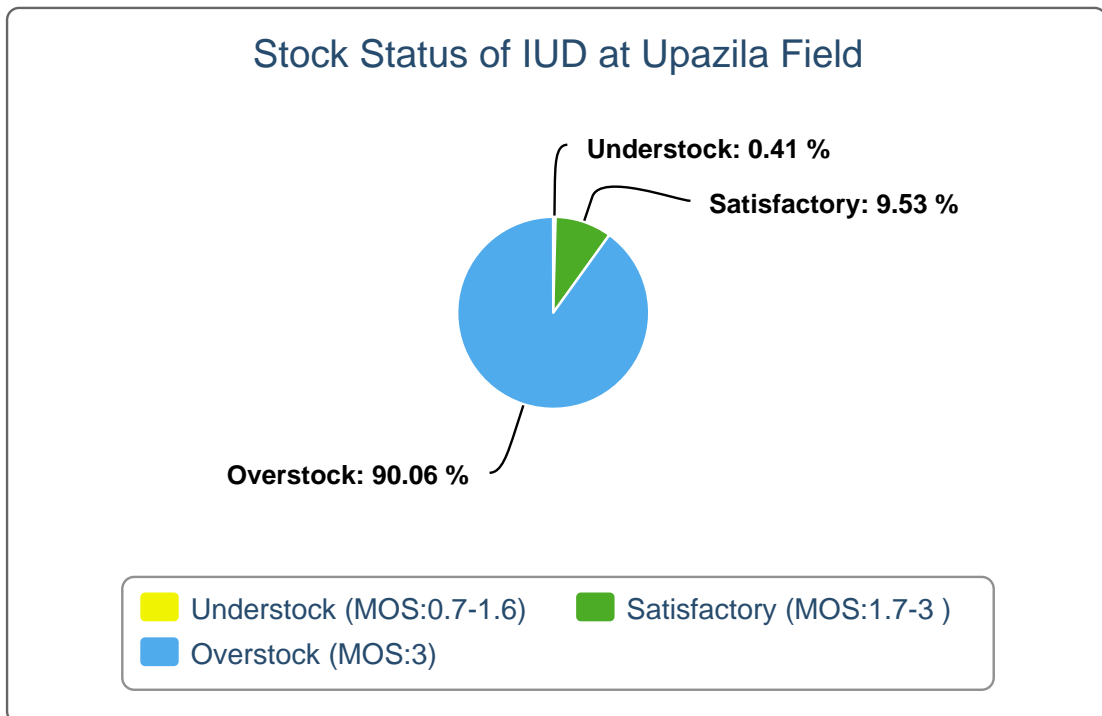
5(d).



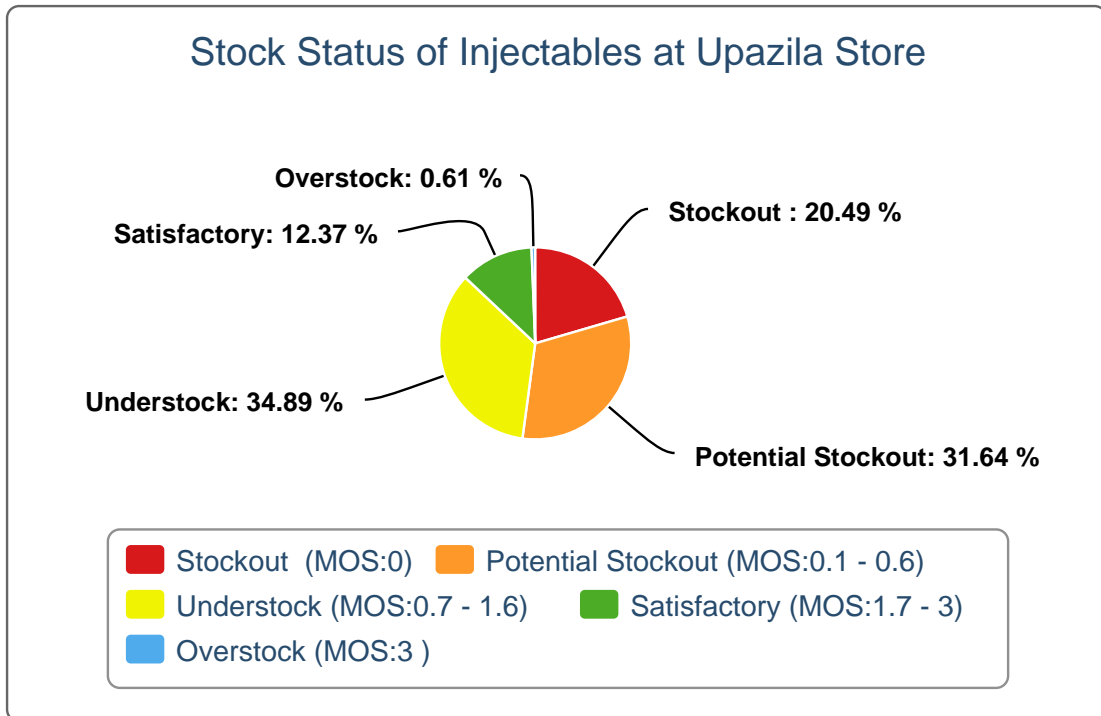
5(e).



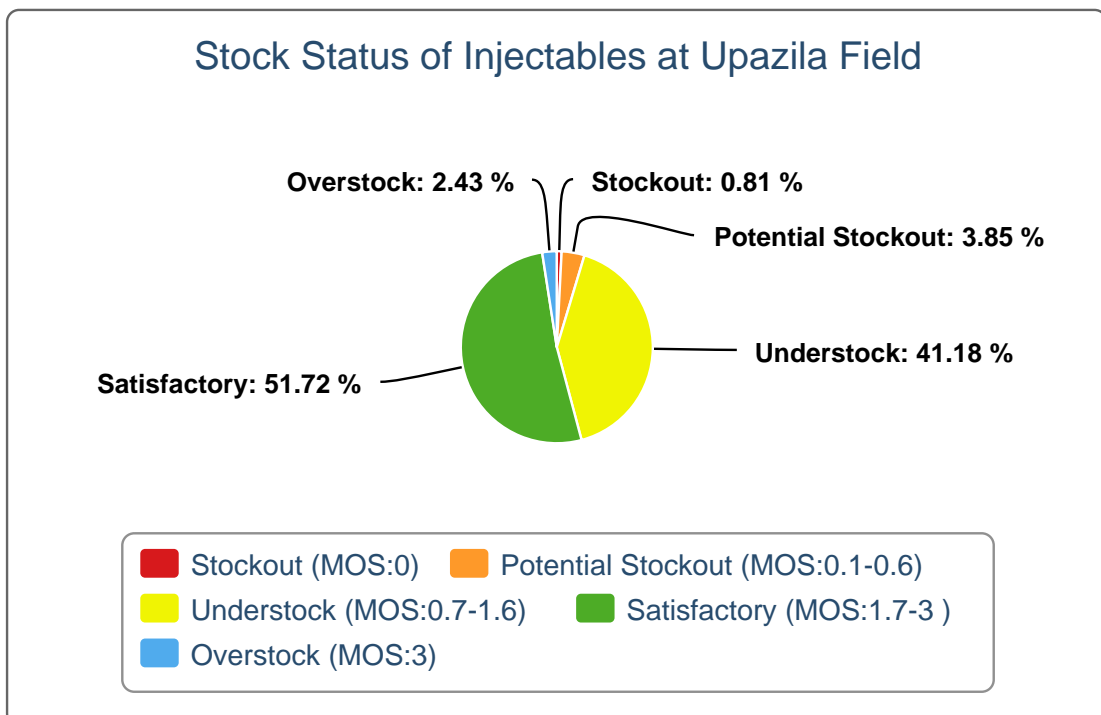
5(f).



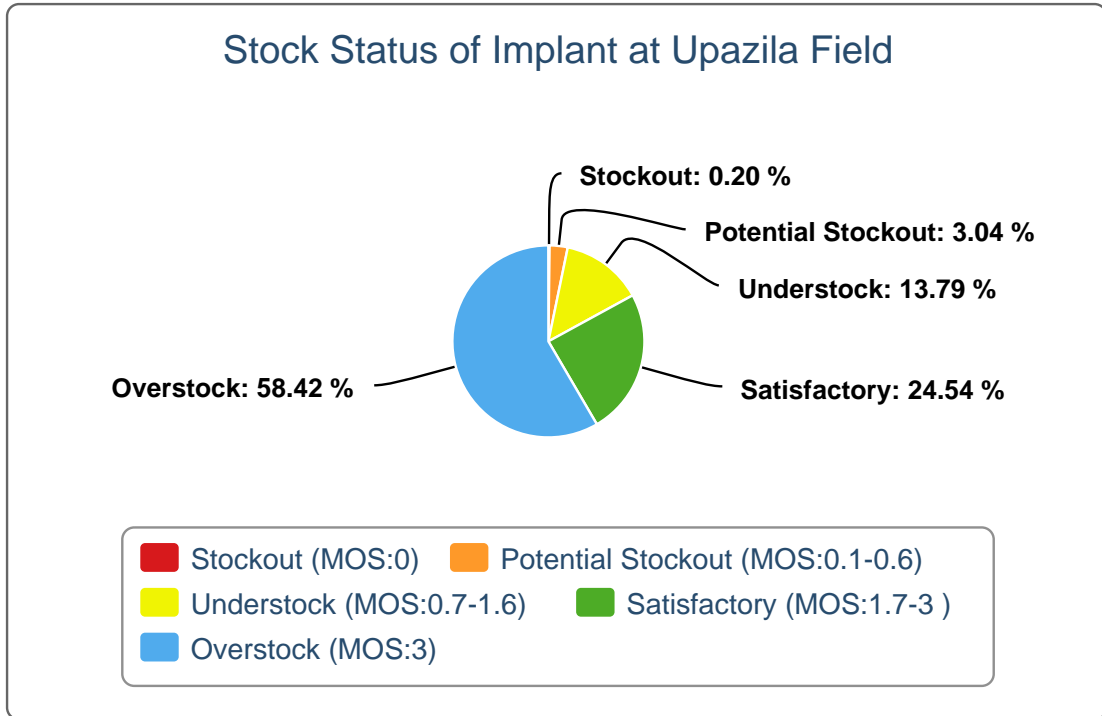
5(g).



5(h).



5(i).



## 6(a). Contraceptive Stock Status by Product at Regional Warehouses

SL	WH Name	Condom			Shukhi			IUD			Injectables			Implant		
		CBL	AMD	MOS	CBL	AMD	MOS	CBL	AMD	MOS	CBL	AMD	MOS	CBL	AMD	MOS
1	Bandarban RWH	7,200	44,309	0.2	0	24,493	0.0	450	118	3.8	5,100	4,145	1.2	1,650	154	10.7
2	Barishal RWH	542,000	298,928	1.8	88,320	210,848	0.4	2,950	350	8.4	19,300	33,306	0.6	26,200	895	29.3
3	Bhola RWH	115,200	44,824	2.6	150,720	58,827	2.6	1,350	135	10.0	10,000	30,055	0.3	10,200	241	42.3
4	Bogura RWH	72,000	523,864	0.1	51,520	324,782	0.2	5,900	535	11.0	943,300	33,387	28.3	26,800	1,825	14.7
5	Chattogram RWH	109,800	329,175	0.3	4,005,760	206,637	19.4	4,900	795	6.2	204,900	33,369	6.1	22,399	1,713	13.1
6	Cox's Bazar RWH	3,456,000	101,730	34.0	2,232,720	78,211	28.5	21,400	495	43.2	335,340	20,341	16.5	13,300	843	15.8
7	Cumilla RWH	136,800	497,650	0.3	180,480	313,164	0.6	5,950	982	6.1	219,900	71,388	3.1	29,200	2,202	13.3
8	Dhaka CWH	702,000	1,071,947	0.7	136,320	653,272	0.2	15,700	1,819	8.6	177,900	89,977	2.0	106,285	2,937	36.2
9	Dinajpur RWH	3,600	171,853	0.0	14,400	226,293	0.1	5,100	231	22.1	23,000	32,413	0.7	21,850	1,463	14.9
10	Faridpur RWH	212,400	470,703	0.5	162,240	267,294	0.6	7,600	495	15.4	30,000	37,931	0.8	17,400	1,640	10.6
11	Jamalpur RWH	21,600	205,489	0.1	22,560	235,407	0.1	3,250	240	13.5	22,000	27,859	0.8	17,600	744	23.7
12	Jashore RWH	136,800	231,667	0.6	88,800	254,687	0.3	3,400	334	10.2	60,400	38,477	1.6	18,200	984	18.5
13	Khulna RWH	133,200	498,527	0.3	1,140,160	384,262	3.0	7,300	334	21.9	1,661,300	40,787	40.7	39,000	1,089	35.8
14	Kushtia RWH	7,200	238,358	0.0	158,400	154,967	1.0	1,328	128	10.4	20,100	32,603	0.6	23,350	414	56.4
15	Mymensingh RWH	18,000	609,330	0.0	903,360	710,669	1.3	6,500	724	9.0	51,000	55,247	0.9	17,500	2,285	7.7
16	Noakhali RWH	14,400	290,748	0.0	73,920	152,968	0.5	4,100	974	4.2	102,600	41,099	2.5	29,500	1,357	21.7
17	Pabna RWH	50,400	393,230	0.1	12,480	266,733	0.0	350	651	0.5	56,800	41,450	1.4	22,000	810	27.2
18	Patuakhali RWH	3,600	127,130	0.0	72,000	132,739	0.5	4,500	212	21.2	40,400	27,687	1.5	9,600	782	12.3
19	Rajshahi RWH	75,600	595,396	0.1	100,320	288,614	0.3	8,548	224	38.2	31,600	30,026	1.1	14,950	1,041	14.4
20	Rangamati RWH	39,600	49,052	0.8	6,720	34,967	0.2	1,150	109	10.6	27,700	3,850	7.2	950	240	4.0
21	Rangpur RWH	82,800	513,301	0.2	48,000	615,749	0.1	2,385	919	2.6	123,000	96,459	1.3	29,100	2,314	12.6
22	Sylhet RWH	24,800	494,310	0.1	187,200	336,384	0.6	2,450	535	4.6	97,900	60,628	1.6	16,100	1,952	8.2
23	Tangail RWH	133,200	142,048	0.9	160,320	219,513	0.7	2,800	172	16.3	26,000	28,794	0.9	10,100	708	14.3

**6(b). Contraceptive Stock Status by Product at Upazila**

SL	Warehouse Name	Upazila Name	Condom			Shukhi			IUD			Injectables			Implant		
			CBL	AMD	MOS	CBL	AMD	MOS	CBL	AMD	MOS	CBL	AMD	MOS	CBL	AMD	MOS
1	Bandarban RWH	Alikadam	15,252	9,141	1.7	2,040	2,905	0.7	80	28	2.9	350	710	0.5	150	28	5.4
2	Bandarban RWH	Bandarban Sadar	11,693	6,512	1.8	2,357	5,399	0.4	56	23	2.4	313	646	0.5	85	25	3.4
3	Bandarban RWH	Lama	5,484	7,812	0.7	3,060	5,500	0.6	133	29	4.6	6	1,079	0.0	172	25	6.9
4	Bandarban RWH	Naikhongchhari	9,804	8,297	1.2	5,965	3,585	1.7	15	17	0.9	0	871	0.0	90	30	3.0
5	Bandarban RWH	Rowangchhari	4,448	2,995	1.5	1,980	2,495	0.8	81	4	20.3	174	286	0.6	110	12	9.2
6	Bandarban RWH	Ruma	10,812	5,482	2.0	4,857	2,458	2.0	83	8	10.4	0	313	0.0	100	17	5.9
7	Bandarban RWH	Thanchi	200	4,070	0.0	700	2,151	0.3	98	9	10.9	57	240	0.2	185	17	10.9
8	Barishal RWH	Agailjhara	12,800	8,013	1.6	4,670	7,471	0.6	97	12	8.1	1,763	1,210	1.5	200	41	4.9
9	Barishal RWH	Babuganj	43,700	8,034	5.4	9,150	8,252	1.1	56	14	4.0	129	766	0.2	150	33	4.5
10	Barishal RWH	Bakerganj	26,237	15,287	1.7	14,509	14,014	1.0	202	21	9.6	2,364	2,017	1.2	300	72	4.2
11	Barishal RWH	Banari Para	38,924	6,152	6.3	10,675	6,152	1.7	164	8	20.5	917	527	1.7	200	48	4.2
12	Barishal RWH	Barishal Sadar (kotwali)	57,624	29,145	2.0	12,730	15,999	0.8	327	86	3.8	8,108	4,190	1.9	133	103	1.3
13	Barishal RWH	Bhandaria	23,436	12,405	1.9	10,730	8,830	1.2	418	16	26.1	1,283	1,093	1.2	150	26	5.8
14	Barishal RWH	Gournadi	17,100	12,478	1.4	11,500	11,426	1.0	97	15	6.5	2,028	1,459	1.4	250	31	8.1
15	Barishal RWH	Hizla	13,652	8,330	1.6	4,400	4,518	1.0	35	11	3.2	2,004	1,248	1.6	200	33	6.1
16	Barishal RWH	Indurkani	37,508	6,169	6.1	8,630	5,343	1.6	169	5	33.8	935	980	1.0	300	21	14.3
17	Barishal RWH	Jhalokati Sadar	70,400	21,669	3.2	41,505	12,166	3.4	88	28	3.1	620	1,420	0.4	250	62	4.0
18	Barishal RWH	Kanthalia	528	11,103	0.0	7,585	7,449	1.0	150	8	18.8	823	1,135	0.7	200	43	4.7
19	Barishal RWH	Kawkhali	14,100	7,239	1.9	21,135	4,679	4.5	195	15	13.0	670	528	1.3	100	18	5.6
20	Barishal RWH	Mathbaria	30,156	19,427	1.6	4,935	18,147	0.3	205	15	13.7	1,477	2,419	0.6	200	34	5.9
21	Barishal RWH	Mehendiganj	8,104	14,111	0.6	13,010	10,565	1.2	423	7	60.4	4,855	3,353	1.4	300	32	9.4
22	Barishal RWH	Muladi	11,336	14,730	0.8	16,890	9,240	1.8	203	3	67.7	3,749	2,209	1.7	100	26	3.8
23	Barishal RWH	Nalchity	11,796	13,307	0.9	6,000	9,139	0.7	222	9	24.7	2,061	1,657	1.2	200	48	4.2
24	Barishal RWH	Nazirpur	29,880	19,532	1.5	9,085	10,955	0.8	180	16	11.3	449	1,711	0.3	100	40	2.5
25	Barishal RWH	Nesarabad (swarupkati)	52,252	28,849	1.8	4,910	15,391	0.3	200	20	10.0	1,768	1,847	1.0	500	53	9.4



SL	Warehouse Name	Upazila Name	Condom			Shukhi			IUD			Injectables			Implant		
			CBL	AMD	MOS	CBL	AMD	MOS	CBL	AMD	MOS	CBL	AMD	MOS	CBL	AMD	MOS
26	Barishal RWH	Pirojpur Sadar	25,992	14,910	1.7	4,070	10,812	0.4	109	18	6.1	746	1,410	0.5	100	49	2.0
27	Barishal RWH	Rajapur	17,952	14,428	1.2	10,070	7,273	1.4	171	3	57.0	204	1,042	0.2	250	22	11.4
28	Barishal RWH	Wazirpur	62,376	13,610	4.6	7,350	13,027	0.6	317	20	15.9	2,755	1,085	2.5	350	60	5.8
29	Bhola RWH	Bhola Sadar	13,494	10,061	1.3	32,835	10,862	3.0	181	51	3.5	5,966	6,531	0.9	840	74	11.4
30	Bhola RWH	Burhanuddin	3,972	3,775	1.1	20,290	7,205	2.8	89	18	4.9	2,782	2,014	1.4	0	31	0.0
31	Bhola RWH	Char Fasson	30,000	17,439	1.7	38,715	19,884	1.9	166	32	5.2	12,680	8,082	1.6	0	35	0.0
32	Bhola RWH	Daulat Khan	5,568	2,362	2.4	19,660	4,942	4.0	70	13	5.4	3,000	3,491	0.9	0	28	0.0
33	Bhola RWH	Lalmohan	10,096	6,546	1.5	36,935	9,116	4.1	60	13	4.6	7,354	5,914	1.2	0	26	0.0
34	Bhola RWH	Manpura	6,046	2,847	2.1	4,700	3,088	1.5	38	1	38.0	218	1,909	0.1	20	21	1.0
35	Bhola RWH	Tazumuddin	4,932	1,794	2.7	14,700	3,730	3.9	65	7	9.3	1,663	2,114	0.8	100	26	3.8
36	Bogura RWH	Adamdighi	6,600	10,143	0.7	8,540	6,257	1.4	19	18	1.1	343	574	0.6	50	35	1.4
37	Bogura RWH	Akkelpur	12,876	7,404	1.7	14,330	6,319	2.3	68	10	6.8	8	444	0.0	50	53	0.9
38	Bogura RWH	Atrai	12,040	15,030	0.8	21,755	10,749	2.0	19	6	3.2	210	600	0.4	105	41	2.6
39	Bogura RWH	Badalgachhi	10,188	9,550	1.1	11,730	9,702	1.2	12	6	2.0	100	725	0.1	50	61	0.8
40	Bogura RWH	Bogura Sadar	37,404	59,276	0.6	9,600	15,661	0.6	2	53	0.0	1,274	2,365	0.5	100	109	0.9
41	Bogura RWH	Dhamoirhat	1,232	9,522	0.1	12,900	8,472	1.5	68	8	8.5	304	743	0.4	200	42	4.8
42	Bogura RWH	Dhunat	25,200	37,004	0.7	18,540	16,376	1.1	110	14	7.9	150	2,242	0.1	100	77	1.3
43	Bogura RWH	Dhupchanchia	19,017	7,640	2.5	24,330	7,029	3.5	132	26	5.1	954	929	1.0	300	70	4.3
44	Bogura RWH	Gabtali	11,484	18,746	0.6	38,310	12,395	3.1	15	14	1.1	298	2,274	0.1	300	62	4.8
45	Bogura RWH	Ghoraghat	17,700	10,165	1.7	15,970	6,294	2.5	80	8	10.0	447	634	0.7	102	32	3.2
46	Bogura RWH	Hakimpur	17,520	7,800	2.2	10,280	3,837	2.7	58	4	14.5	169	284	0.6	100	48	2.1
47	Bogura RWH	Joypurhat Sadar	7,608	19,569	0.4	12,910	9,085	1.4	140	26	5.4	140	1,341	0.1	500	115	4.3
48	Bogura RWH	Kahaloo	4,596	21,634	0.2	10,970	11,197	1.0	19	17	1.1	453	1,035	0.4	50	108	0.5
49	Bogura RWH	Kalai	7,752	8,736	0.9	12,300	7,625	1.6	38	13	2.9	20	526	0.0	100	52	1.9
50	Bogura RWH	Khetlal	14,184	8,252	1.7	23,760	5,384	4.4	72	9	8.0	12	430	0.0	200	47	4.3

SL	Warehouse Name	Upazila Name	Condom			Shukhi			IUD			Injectables			Implant		
			CBL	AMD	MOS	CBL	AMD	MOS	CBL	AMD	MOS	CBL	AMD	MOS	CBL	AMD	MOS
51	Bogura RWH	Mahadebpur	31,916	17,601	1.8	4,950	14,023	0.4	18	4	4.5	0	961	0.0	50	81	0.6
52	Bogura RWH	Manda	27,798	28,852	1.0	38,510	27,411	1.4	164	50	3.3	1,001	2,337	0.4	200	58	3.4
53	Bogura RWH	Nandigram	20,800	9,518	2.2	13,920	10,930	1.3	0	6	0.0	70	407	0.2	100	39	2.6
54	Bogura RWH	Naogaon Sadar	36,504	27,042	1.3	23,450	15,030	1.6	61	36	1.7	1,316	1,491	0.9	300	61	4.9
55	Bogura RWH	Niamatpur	20,534	11,556	1.8	19,650	10,638	1.8	50	14	3.6	553	1,226	0.5	200	45	4.4
56	Bogura RWH	Panchbibi	27,860	14,474	1.9	16,680	8,080	2.1	44	17	2.6	21	746	0.0	250	84	3.0
57	Bogura RWH	Patnitala	9,528	13,222	0.7	25,300	11,674	2.2	120	13	9.2	80	883	0.1	200	49	4.1
58	Bogura RWH	Porsha	36	10,879	0.0	20,720	9,778	2.1	66	10	6.6	541	602	0.9	100	26	3.8
59	Bogura RWH	Raninagar	20,300	12,182	1.7	14,400	10,317	1.4	81	12	6.8	0	694	0.0	100	38	2.6
60	Bogura RWH	Sapahar	2,916	14,314	0.2	17,150	11,730	1.5	7	14	0.5	0	1,185	0.0	200	34	5.9
61	Bogura RWH	Sariakandi	10,740	16,720	0.6	25,940	8,631	3.0	87	31	2.8	0	1,348	0.0	100	87	1.1
62	Bogura RWH	Shajahanpur	24,576	42,222	0.6	5,435	8,814	0.6	50	26	1.9	20	1,342	0.0	100	73	1.4
63	Bogura RWH	Sherpur	39,600	31,723	1.2	24,700	16,844	1.5	42	11	3.8	377	1,925	0.2	300	60	5.0
64	Bogura RWH	Shibganj	21,600	11,582	1.9	24,760	13,829	1.8	95	18	5.3	25	2,129	0.0	300	65	4.6
65	Bogura RWH	Sonatola	16,224	11,506	1.4	12,080	10,671	1.1	53	41	1.3	177	965	0.2	50	73	0.7
66	Chattogram RWH	Anowara	18,900	10,277	1.8	350	9,987	0.0	85	12	7.1	400	849	0.5	150	51	2.9
67	Chattogram RWH	Banshkhali	14,664	14,262	1.0	350	10,669	0.0	272	14	19.4	354	1,670	0.2	350	102	3.4
68	Chattogram RWH	Boalkhali	23,697	11,767	2.0	460	8,851	0.1	267	30	8.9	410	897	0.5	500	33	15.2
69	Chattogram RWH	Chandanaish	11,400	9,516	1.2	780	7,634	0.1	117	23	5.1	400	1,258	0.3	600	30	20.0
70	Chattogram RWH	Dighinala	10,500	7,878	1.3	0	7,641	0.0	190	17	11.2	0	1,288	0.0	200	38	5.3
71	Chattogram RWH	Double Mooring	36,012	45,854	0.8	5,720	11,326	0.5	532	140	3.8	2,000	3,437	0.6	360	214	1.7
72	Chattogram RWH	Fatikchhari	21,516	17,524	1.2	3,235	15,921	0.2	125	13	9.6	1,719	2,144	0.8	350	207	1.7
73	Chattogram RWH	Guimara	24,576	1,247	19.7	6,310	2,548	2.5	143	11	13.0	2,000	217	9.2	150	14	10.7
74	Chattogram RWH	Hathazari	34,800	38,000	0.9	2,980	18,934	0.2	89	27	3.3	1,430	1,823	0.8	400	54	7.4
75	Chattogram RWH	Khagrachhari Sadar	20,172	3,363	6.0	29,310	4,578	6.4	164	40	4.1	1,667	534	3.1	300	34	8.8

SL	Warehouse Name	Upazila Name	Condom			Shukhi			IUD			Injectables			Implant		
			CBL	AMD	MOS	CBL	AMD	MOS	CBL	AMD	MOS	CBL	AMD	MOS	CBL	AMD	MOS
76	Chattogram RWH	Lakshmichhari	6,127	1,781	3.4	9,442	2,556	3.7	134	6	22.3	243	142	1.7	200	15	13.3
77	Chattogram RWH	Lohagara	16,512	5,785	2.9	3,900	6,304	0.6	131	16	8.2	1,150	1,127	1.0	250	39	6.4
78	Chattogram RWH	Mahalchhari	21,900	3,216	6.8	70	3,203	0.0	120	6	20.0	125	431	0.3	300	20	15.0
79	Chattogram RWH	Manikchhari	11,714	1,308	9.0	15,295	1,985	7.7	50	13	3.8	0	503	0.0	100	22	4.5
80	Chattogram RWH	Matiranga	0	9,779	0.0	0	5,031	0.0	89	22	4.0	0	960	0.0	200	51	3.9
81	Chattogram RWH	Mirsharai	5,820	20,615	0.3	225	15,315	0.0	249	40	6.2	650	2,497	0.3	350	53	6.6
82	Chattogram RWH	Panchhari	13,966	4,420	3.2	0	3,726	0.0	266	3	88.7	200	265	0.8	400	21	19.0
83	Chattogram RWH	Panchlaish	2,880	27,637	0.1	4,930	8,253	0.6	164	101	1.6	109	3,135	0.0	26	158	0.2
84	Chattogram RWH	Patiya	41,400	18,509	2.2	20	14,230	0.0	246	100	2.5	512	2,511	0.2	200	136	1.5
85	Chattogram RWH	Ramgarh	6,028	3,441	1.8	15,720	3,162	5.0	30	4	7.5	5	247	0.0	300	18	16.7
86	Chattogram RWH	Rangunia	2,392	15,526	0.2	0	9,246	0.0	130	40	3.3	3,129	1,667	1.9	300	108	2.8
87	Chattogram RWH	Raozan	3,124	14,785	0.2	7,030	8,857	0.8	182	70	2.6	0	1,551	0.0	800	102	7.8
88	Chattogram RWH	Sandwip	7,560	11,320	0.7	15,270	7,656	2.0	166	7	23.7	1,213	1,720	0.7	500	90	5.6
89	Chattogram RWH	Satkania	1,084	14,973	0.1	14,110	10,260	1.4	337	9	37.4	2,016	1,107	1.8	600	66	9.1
90	Chattogram RWH	Sitakunda	11,580	16,392	0.7	3,306	8,764	0.4	174	31	5.6	1,373	1,389	1.0	550	37	14.9
91	Cox's Bazar RWH	Chakaria	36,272	19,175	1.9	78,732	15,212	5.2	244	104	2.3	7,369	3,246	2.3	1,950	129	15.1
92	Cox's Bazar RWH	Cox's Bazar Sadar	32,340	20,196	1.6	75,479	12,143	6.2	200	56	3.6	7,073	3,337	2.1	1,140	84	13.6
93	Cox's Bazar RWH	Kutubdia	12,624	3,652	3.5	27,448	3,829	7.2	255	36	7.1	2,776	1,046	2.7	700	78	9.0
94	Cox's Bazar RWH	Maheshkhali	70,055	6,117	11.5	4,668	13,821	0.3	205	56	3.7	6,294	2,866	2.2	1,151	115	10.0
95	Cox's Bazar RWH	Pekua	44,700	7,446	6.0	58,430	7,330	8.0	75	46	1.6	6,319	2,843	2.2	249	74	3.4
96	Cox's Bazar RWH	Ramu	23,444	17,722	1.3	27,972	6,181	4.5	215	65	3.3	3,909	1,786	2.2	1,200	95	12.6
97	Cox's Bazar RWH	Teknaf	42,788	18,649	2.3	13,188	12,805	1.0	280	63	4.4	10,002	3,909	2.6	570	134	4.3
98	Cox's Bazar RWH	Ukhia	15,552	8,773	1.8	7,515	6,890	1.1	211	69	3.1	2,567	1,308	2.0	500	134	3.7
99	Cumilla RWH	Akhaura	8,976	6,148	1.5	120	4,075	0.0	50	21	2.4	1,024	941	1.1	100	35	2.9
100	Cumilla RWH	Ashuganj	540	11,054	0.0	4,120	6,692	0.6	196	24	8.2	1,000	1,244	0.8	100	53	1.9

SL	Warehouse Name	Upazila Name	Condom			Shukhi			IUD			Injectables			Implant		
			CBL	AMD	MOS	CBL	AMD	MOS	CBL	AMD	MOS	CBL	AMD	MOS	CBL	AMD	MOS
101	Cumilla RWH	Banchharampur	30,000	13,407	2.2	10,570	8,719	1.2	222	60	3.7	0	1,875	0.0	100	173	0.6
102	Cumilla RWH	Barura	27,180	9,713	2.8	2,880	8,465	0.3	111	29	3.8	4,491	2,945	1.5	100	41	2.4
103	Cumilla RWH	Bijoy Nagar	0	8,704	0.0	15	7,765	0.0	70	12	5.8	160	1,674	0.1	100	30	3.3
104	Cumilla RWH	Brahman Para	35,100	6,300	5.6	8,010	5,842	1.4	114	19	6.0	5	1,278	0.0	100	39	2.6
105	Cumilla RWH	Brahmanbaria Sadar	600	19,423	0.0	11,560	10,004	1.2	222	59	3.8	2,400	2,227	1.1	50	74	0.7
106	Cumilla RWH	Burichang	17,978	22,071	0.8	50	13,967	0.0	331	25	13.2	0	2,003	0.0	200	56	3.6
107	Cumilla RWH	Chandina	10,284	15,593	0.7	10,740	11,526	0.9	147	30	4.9	4,012	2,895	1.4	100	23	4.3
108	Cumilla RWH	Chandpur Sadar	21,500	17,526	1.2	3,470	13,061	0.3	211	81	2.6	49	3,226	0.0	200	96	2.1
109	Cumilla RWH	Chauddagam	37,088	14,988	2.5	1,250	9,961	0.1	193	19	10.2	1,307	3,272	0.4	200	30	6.7
110	Cumilla RWH	Cumilla Adarsha Sadar	9,666	40,335	0.2	20,145	14,623	1.4	277	45	6.2	0	2,523	0.0	140	99	1.4
111	Cumilla RWH	Cumilla Sadar Dakshin	5,536	11,016	0.5	0	8,662	0.0	121	14	8.6	0	1,968	0.0	110	34	3.2
112	Cumilla RWH	Daudkandi	17,628	12,805	1.4	5,290	9,449	0.6	200	59	3.4	1,625	2,148	0.8	150	36	4.2
113	Cumilla RWH	Debidwar	54,300	15,585	3.5	5,740	12,209	0.5	209	13	16.1	3,044	3,079	1.0	300	41	7.3
114	Cumilla RWH	Faridganj	25,200	19,550	1.3	2,010	14,027	0.1	160	59	2.7	215	2,899	0.1	300	133	2.3
115	Cumilla RWH	Haim Char	14,400	4,646	3.1	5,410	4,851	1.1	137	11	12.5	170	573	0.3	100	25	4.0
116	Cumilla RWH	Hajiganj	22,800	8,730	2.6	6,000	11,483	0.5	174	38	4.6	20	2,088	0.0	200	66	3.0
117	Cumilla RWH	Homna	17,868	18,312	1.0	5,425	8,923	0.6	251	15	16.7	377	1,448	0.3	300	26	11.5
118	Cumilla RWH	Kachua	16,768	17,170	1.0	130	9,383	0.0	183	45	4.1	48	3,521	0.0	200	74	2.7
119	Cumilla RWH	Kasba	3,676	20,413	0.2	700	9,403	0.1	91	36	2.5	1,300	2,038	0.6	100	172	0.6
120	Cumilla RWH	Laksam	36	10,398	0.0	0	7,567	0.0	140	18	7.8	0	1,533	0.0	200	37	5.4
121	Cumilla RWH	Lalmai	7,476	4,276	1.7	748	2,231	0.3	108	5	21.6	0	911	0.0	150	15	10.0
122	Cumilla RWH	Manoharganj	31,300	10,887	2.9	7,845	7,179	1.1	146	4	36.5	586	1,435	0.4	150	25	6.0
123	Cumilla RWH	Matlab Dakshin	9,800	8,267	1.2	11,130	8,341	1.3	193	15	12.9	1,992	1,851	1.1	200	53	3.8
124	Cumilla RWH	Matlab Uttar	200	16,792	0.0	2,090	9,543	0.2	139	51	2.7	1,700	1,587	1.1	150	81	1.9
125	Cumilla RWH	Meghna	2,708	6,785	0.4	6,560	4,971	1.3	130	13	10.0	450	1,265	0.4	150	60	2.5

SL	Warehouse Name	Upazila Name	Condom			Shukhi			IUD			Injectables			Implant		
			CBL	AMD	MOS	CBL	AMD	MOS	CBL	AMD	MOS	CBL	AMD	MOS	CBL	AMD	MOS
126	Cumilla RWH	Muradnagar	17,244	27,478	0.6	14,525	13,311	1.1	109	23	4.7	3,681	3,712	1.0	400	121	3.3
127	Cumilla RWH	Nabinagar	12	24,941	0.0	1,490	15,555	0.1	56	43	1.3	0	3,106	0.0	50	134	0.4
128	Cumilla RWH	Nangalkot	0	15,686	0.0	3,570	6,647	0.5	148	10	14.8	0	2,145	0.0	50	82	0.6
129	Cumilla RWH	Nasirnagar	28,920	10,140	2.9	9,730	8,751	1.1	220	13	16.9	0	1,582	0.0	150	81	1.9
130	Cumilla RWH	Sarail	10,100	21,915	0.5	970	10,292	0.1	140	21	6.7	0	2,041	0.0	100	82	1.2
131	Cumilla RWH	Shahrasti	16,400	8,152	2.0	8,640	7,802	1.1	174	27	6.4	58	2,233	0.0	200	53	3.8
132	Cumilla RWH	Titas	15,396	18,444	0.8	2,560	7,884	0.3	143	25	5.7	0	2,122	0.0	200	22	9.1
133	Dhaka CWH	Araihazar	19,476	16,315	1.2	21,710	19,366	1.1	145	24	6.0	4,199	2,686	1.6	300	43	7.0
134	Dhaka CWH	Bandar	8,193	32,453	0.3	1,800	15,813	0.1	103	24	4.3	2,825	2,356	1.2	200	42	4.8
135	Dhaka CWH	Belabo	6,336	11,022	0.6	11,110	10,138	1.1	81	17	4.8	1,100	1,383	0.8	300	36	8.3
136	Dhaka CWH	Daulatpur	144	9,610	0.0	16,580	8,984	1.8	84	5	16.8	1,629	1,145	1.4	26	47	0.6
137	Dhaka CWH	Dhamrai	23,514	23,696	1.0	2,620	24,079	0.1	281	117	2.4	2,495	2,162	1.2	300	56	5.4
138	Dhaka CWH	Dohar	0	12,629	0.0	13,640	7,413	1.8	19	9	2.1	1,600	846	1.9	400	29	13.8
139	Dhaka CWH	Gazaria	13,992	9,238	1.5	3,160	7,206	0.4	123	19	6.5	610	646	0.9	100	24	4.2
140	Dhaka CWH	Gazipur Sadar	3,264	40,708	0.1	12,230	18,888	0.6	166	41	4.0	3,576	2,101	1.7	250	87	2.9
141	Dhaka CWH	Ghior	18,000	11,298	1.6	13,180	8,913	1.5	65	13	5.0	863	743	1.2	350	37	9.5
142	Dhaka CWH	Harirampur	6,332	18,158	0.3	40,331	5,720	7.1	18	5	3.6	455	553	0.8	393	41	9.6
143	Dhaka CWH	Kaliakair	36,905	22,466	1.6	21,409	14,964	1.4	157	44	3.6	1,606	1,198	1.3	800	29	27.6
144	Dhaka CWH	Kaliganj	3,712	28,737	0.1	670	13,851	0.0	97	22	4.4	3,674	2,087	1.8	100	51	2.0
145	Dhaka CWH	Kapasia	1,848	23,468	0.1	7,280	17,025	0.4	75	9	8.3	1,456	783	1.9	200	67	3.0
146	Dhaka CWH	Keraniganj	300	37,126	0.0	5,905	22,438	0.3	263	77	3.4	5,470	3,614	1.5	300	76	3.9
147	Dhaka CWH	Lohajang	18,000	13,043	1.4	11,220	7,750	1.4	117	5	23.4	763	614	1.2	600	35	17.1
148	Dhaka CWH	Manikganj Sadar	27,600	26,288	1.0	25,290	11,986	2.1	327	20	16.4	1,392	1,170	1.2	600	114	5.3
149	Dhaka CWH	Manohardi	300	13,769	0.0	13,070	10,474	1.2	128	29	4.4	2,712	1,584	1.7	850	36	23.6
150	Dhaka CWH	Mirpur	1,800	98,400	0.0	37,170	32,748	1.1	625	293	2.1	11,391	9,611	1.2	50	359	0.1

SL	Warehouse Name	Upazila Name	Condom			Shukhi			IUD			Injectables			Implant		
			CBL	AMD	MOS	CBL	AMD	MOS	CBL	AMD	MOS	CBL	AMD	MOS	CBL	AMD	MOS
151	Dhaka CWH	Munshiganj Sadar	38,676	26,563	1.5	27,490	16,445	1.7	104	11	9.5	3,135	1,478	2.1	200	26	7.7
152	Dhaka CWH	Narayanganj Sadar	66,096	58,361	1.1	55,220	41,192	1.3	117	26	4.5	12,402	6,766	1.8	200	110	1.8
153	Dhaka CWH	Narsingdi Sadar	32,356	39,471	0.8	69,710	38,052	1.8	308	81	3.8	14,370	7,029	2.0	800	87	9.2
154	Dhaka CWH	Nawabganj	372	16,144	0.0	15,085	12,364	1.2	148	19	7.8	1,321	1,234	1.1	300	43	7.0
155	Dhaka CWH	Palash	11,100	15,203	0.7	11,190	11,066	1.0	134	12	11.2	1,528	1,166	1.3	150	40	3.8
156	Dhaka CWH	Roypura	2,700	38,439	0.1	26,320	21,852	1.2	174	49	3.6	5,604	3,526	1.6	600	47	12.8
157	Dhaka CWH	Rupganj	33,076	35,057	0.9	32,240	26,654	1.2	143	31	4.6	4,985	2,749	1.8	600	53	11.3
158	Dhaka CWH	Saturia	17,500	14,754	1.2	2,730	8,522	0.3	100	27	3.7	1,093	656	1.7	600	47	12.8
159	Dhaka CWH	Savar	61,200	83,443	0.7	38,160	24,263	1.6	290	70	4.1	5,479	4,318	1.3	300	90	3.3
160	Dhaka CWH	Serajdikhan	2,676	18,083	0.1	20,650	14,299	1.4	75	16	4.7	1,730	986	1.8	600	31	19.4
161	Dhaka CWH	Shibalaya	16,500	11,736	1.4	9,370	8,150	1.1	59	9	6.6	2,119	1,029	2.1	0	44	0.0
162	Dhaka CWH	Shibpur	8,172	15,742	0.5	17,660	11,691	1.5	94	10	9.4	2,946	1,622	1.8	300	35	8.6
163	Dhaka CWH	Singair	43,200	24,956	1.7	40,250	13,015	3.1	109	16	6.8	798	1,141	0.7	300	44	6.8
164	Dhaka CWH	Sonargaon	37,325	23,778	1.6	40,250	19,088	2.1	124	18	6.9	5,008	3,050	1.6	100	44	2.3
165	Dhaka CWH	Sreenagar	24	14,868	0.0	9,990	10,929	0.9	66	13	5.1	1,891	793	2.4	900	24	37.5
166	Dhaka CWH	Sreepur	10,800	28,836	0.4	19,200	20,720	0.9	110	27	4.1	2,514	1,491	1.7	100	94	1.1
167	Dhaka CWH	Tejgaon	5,128	125,309	0.0	75,770	79,200	1.0	547	576	0.9	9,538	14,138	0.7	575	801	0.7
168	Dhaka CWH	Tongi	1,504	21,575	0.1	9,960	8,946	1.1	43	32	1.3	1,059	935	1.1	210	55	3.8
169	Dhaka CWH	Tongibari	18,648	11,205	1.7	14,400	9,068	1.6	106	3	35.3	900	588	1.5	600	13	46.2
170	Dinajpur RWH	Atwari	11,470	3,155	3.6	20,320	5,178	3.9	105	3	35.0	1,012	939	1.1	100	21	4.8
171	Dinajpur RWH	Baliadangi	13,900	3,805	3.7	7,190	6,707	1.1	95	4	23.8	4,414	1,634	2.7	100	23	4.3
172	Dinajpur RWH	Biral	7,526	8,093	0.9	14,010	10,626	1.3	119	8	14.9	6	1,110	0.0	210	58	3.6
173	Dinajpur RWH	Birampur	14,700	6,398	2.3	9,570	6,935	1.4	32	15	2.1	365	623	0.6	100	40	2.5
174	Dinajpur RWH	Birganj	11,100	10,451	1.1	17,760	15,402	1.2	98	11	8.9	416	1,741	0.2	550	126	4.4
175	Dinajpur RWH	Bochaganj	7,200	4,802	1.5	10,550	7,272	1.5	68	16	4.3	0	599	0.0	300	85	3.5

SL	Warehouse Name	Upazila Name	Condom			Shukhi			IUD			Injectables			Implant		
			CBL	AMD	MOS	CBL	AMD	MOS	CBL	AMD	MOS	CBL	AMD	MOS	CBL	AMD	MOS
176	Dinajpur RWH	Boda	1,500	8,664	0.2	14,540	12,586	1.2	69	6	11.5	2,401	2,413	1.0	200	64	3.1
177	Dinajpur RWH	Chirirbandar	55	10,301	0.0	1,590	15,368	0.1	73	9	8.1	748	1,493	0.5	50	125	0.4
178	Dinajpur RWH	Debiganj	17,600	6,661	2.6	14,270	11,784	1.2	140	12	11.7	1,920	2,713	0.7	50	57	0.9
179	Dinajpur RWH	Dinajpur Sadar	33,900	15,249	2.2	17,560	12,142	1.4	118	28	4.2	500	1,858	0.3	50	190	0.3
180	Dinajpur RWH	Fulbari	624	9,811	0.1	7,520	8,021	0.9	23	13	1.8	905	700	1.3	50	55	0.9
181	Dinajpur RWH	Haripur	2,300	4,251	0.5	9,325	6,134	1.5	50	11	4.5	1,105	831	1.3	50	19	2.6
182	Dinajpur RWH	Kaharole	10,700	3,881	2.8	11,800	9,795	1.2	70	7	10.0	156	650	0.2	50	59	0.8
183	Dinajpur RWH	Khansama	16,200	4,317	3.8	23,040	11,904	1.9	266	3	88.7	2,200	1,749	1.3	200	55	3.6
184	Dinajpur RWH	Nawabganj	7,400	8,821	0.8	18,640	8,906	2.1	78	3	26.0	1,000	1,085	0.9	200	45	4.4
185	Dinajpur RWH	Panchagarh Sadar	870	10,852	0.1	15,450	12,725	1.2	35	13	2.7	860	2,519	0.3	0	46	0.0
186	Dinajpur RWH	Parbatipur	60	15,339	0.0	16,510	14,171	1.2	89	13	6.8	0	1,863	0.0	100	119	0.8
187	Dinajpur RWH	Pirganj	1,400	9,852	0.1	2,880	11,182	0.3	104	20	5.2	1,485	1,045	1.4	200	60	3.3
188	Dinajpur RWH	Ranisankail	4,644	5,093	0.9	9,580	12,262	0.8	93	4	23.3	2,850	1,100	2.6	200	25	8.0
189	Dinajpur RWH	Tentulia	960	5,496	0.2	4,850	6,513	0.7	62	12	5.2	400	660	0.6	200	24	8.3
190	Dinajpur RWH	Thakurgaon Sadar	18,200	16,561	1.1	23,110	20,680	1.1	70	20	3.5	3,999	5,088	0.8	0	167	0.0
191	Faridpur RWH	Alfadanga	19,716	8,833	2.2	5,250	4,101	1.3	101	5	20.2	800	652	1.2	300	46	6.5
192	Faridpur RWH	Baliakandi	23,136	14,458	1.6	13,000	9,419	1.4	39	6	6.5	800	1,424	0.6	400	53	7.5
193	Faridpur RWH	Bhanga	40,125	25,540	1.6	15,807	13,295	1.2	145	30	4.8	1,100	1,321	0.8	400	115	3.5
194	Faridpur RWH	Bhedarganj	36,004	8,624	4.2	5,800	5,635	1.0	103	13	7.9	2,500	1,880	1.3	200	26	7.7
195	Faridpur RWH	Boalmari	21,469	13,838	1.6	13,690	10,234	1.3	75	8	9.4	1,000	1,200	0.8	200	58	3.4
196	Faridpur RWH	Char Bhadrasan	27,434	8,998	3.0	5,530	2,962	1.9	5	6	0.8	290	311	0.9	50	18	2.8
197	Faridpur RWH	Damudya	15,060	5,150	2.9	5,690	2,827	2.0	95	11	8.6	335	454	0.7	100	17	5.9
198	Faridpur RWH	Faridpur Sadar	56,016	36,389	1.5	9,850	16,031	0.6	36	26	1.4	3,195	2,944	1.1	600	126	4.8
199	Faridpur RWH	Goalanda	51,636	7,332	7.0	2,520	4,063	0.6	5	4	1.3	429	784	0.5	200	42	4.8
200	Faridpur RWH	Gopalganj Sadar	43,906	40,516	1.1	20,630	15,323	1.3	129	29	4.4	186	1,678	0.1	400	128	3.1

SL	Warehouse Name	Upazila Name	Condom			Shukhi			IUD			Injectables			Implant		
			CBL	AMD	MOS	CBL	AMD	MOS	CBL	AMD	MOS	CBL	AMD	MOS	CBL	AMD	MOS
201	Faridpur RWH	Gosairhat	58,056	8,264	7.0	7,030	6,280	1.1	84	18	4.7	820	1,178	0.7	200	21	9.5
202	Faridpur RWH	Kalkini	18,200	20,183	0.9	17,730	11,923	1.5	154	20	7.7	2,700	1,710	1.6	50	31	1.6
203	Faridpur RWH	Kalukhali	57,872	9,107	6.4	10,630	6,641	1.6	0	8	0.0	2,000	919	2.2	0	31	0.0
204	Faridpur RWH	Kashiani	19,020	19,752	1.0	13,560	8,922	1.5	5	9	0.6	0	963	0.0	0	42	0.0
205	Faridpur RWH	Kotalipara	31,800	12,377	2.6	29,110	10,608	2.7	25	7	3.6	10	992	0.0	200	68	2.9
206	Faridpur RWH	Madaripur Sadar	21,744	20,307	1.1	14,910	15,519	1.0	173	46	3.8	5,021	3,803	1.3	40	71	0.6
207	Faridpur RWH	Madhukhali	27,156	13,906	2.0	25,960	12,194	2.1	101	32	3.2	30	1,271	0.0	300	43	7.0
208	Faridpur RWH	Muksudpur	24,976	25,938	1.0	10,444	21,009	0.5	49	20	2.5	4,763	2,285	2.1	200	72	2.8
209	Faridpur RWH	Nagarkanda	20,255	14,212	1.4	18,605	7,347	2.5	125	20	6.3	1,100	586	1.9	150	37	4.1
210	Faridpur RWH	Naria	39,000	10,058	3.9	14,620	6,571	2.2	56	8	7.0	907	769	1.2	400	44	9.1
211	Faridpur RWH	Pangsha	27,000	16,228	1.7	16,860	10,465	1.6	92	20	4.6	2,000	1,993	1.0	300	63	4.8
212	Faridpur RWH	Rajbari Sadar	62,412	31,760	2.0	13,480	12,144	1.1	95	63	1.5	1,892	1,897	1.0	650	168	3.9
213	Faridpur RWH	Rajoir	13,828	10,574	1.3	13,350	9,015	1.5	34	4	8.5	1,770	1,098	1.6	0	49	0.0
214	Faridpur RWH	Sadarpur	13,140	17,342	0.8	6,300	5,173	1.2	20	3	6.7	0	783	0.0	100	19	5.3
215	Faridpur RWH	Saltha	14,136	11,822	1.2	17,480	7,890	2.2	91	10	9.1	1,200	640	1.9	0	40	0.0
216	Faridpur RWH	Shariatpur Sadar	39,736	9,628	4.1	10,410	6,313	1.6	270	37	7.3	1,260	1,024	1.2	200	71	2.8
217	Faridpur RWH	Shib Char	1,636	23,883	0.1	6,200	12,637	0.5	50	15	3.3	6	1,567	0.0	350	75	4.7
218	Faridpur RWH	Tungipara	25,624	12,398	2.1	9,180	6,520	1.4	14	10	1.4	500	834	0.6	200	29	6.9
219	Faridpur RWH	Zanjira	34,220	13,286	2.6	14,301	6,233	2.3	205	7	29.3	1,700	971	1.8	200	37	5.4
220	Jamalpur RWH	Bakshiganj	11,500	8,525	1.3	21,895	15,325	1.4	43	9	4.8	1,014	1,697	0.6	200	36	5.6
221	Jamalpur RWH	Char Rajibpur	11,100	8,764	1.3	22,520	3,198	7.0	69	9	7.7	3	873	0.0	100	38	2.6
222	Jamalpur RWH	Dewanganj	0	10,163	0.0	4,080	12,568	0.3	100	12	8.3	1,750	2,453	0.7	200	69	2.9
223	Jamalpur RWH	Islampur	24,472	24,459	1.0	42,875	19,252	2.2	97	25	3.9	1,040	2,342	0.4	350	44	8.0
224	Jamalpur RWH	Jamalpur Sadar	3,600	32,598	0.1	4,320	41,151	0.1	220	56	3.9	4,000	4,710	0.8	300	70	4.3
225	Jamalpur RWH	Jhenaigati	9,750	9,067	1.1	12,510	13,570	0.9	18	3	6.0	877	1,732	0.5	200	41	4.9



SL	Warehouse Name	Upazila Name	Condom			Shukhi			IUD			Injectables			Implant		
			CBL	AMD	MOS	CBL	AMD	MOS	CBL	AMD	MOS	CBL	AMD	MOS	CBL	AMD	MOS
226	Jamalpur RWH	Madarganj	0	9,100	0.0	18,720	12,262	1.5	20	19	1.1	300	847	0.4	200	60	3.3
227	Jamalpur RWH	Melandaha	18,000	15,920	1.1	16,800	18,632	0.9	100	23	4.3	1,900	1,663	1.1	200	61	3.3
228	Jamalpur RWH	Nakla	14,700	11,114	1.3	24,340	13,412	1.8	82	4	20.5	567	1,222	0.5	150	46	3.3
229	Jamalpur RWH	Nalitabari	12,548	12,764	1.0	14,765	17,365	0.9	45	11	4.1	749	1,504	0.5	300	61	4.9
230	Jamalpur RWH	Raumari	10,200	9,097	1.1	22,560	9,732	2.3	39	17	2.3	113	1,455	0.1	100	37	2.7
231	Jamalpur RWH	Sarishabari	29,400	24,108	1.2	32,640	17,145	1.9	115	27	4.3	1,450	2,063	0.7	550	45	12.2
232	Jamalpur RWH	Sherpur Sadar	22,700	22,053	1.0	37,070	27,186	1.4	142	21	6.8	4,400	4,184	1.1	150	79	1.9
233	Jamalpur RWH	Sreebardi	1,872	7,757	0.2	26,494	14,609	1.8	85	4	21.3	153	1,114	0.1	100	57	1.8
234	Jashore RWH	Abhaynagar	84	11,066	0.0	8,280	9,353	0.9	63	7	9.0	2,740	1,942	1.4	100	36	2.8
235	Jashore RWH	Bagher Para	84	11,891	0.0	8,640	9,302	0.9	131	9	14.6	1,649	1,173	1.4	200	43	4.7
236	Jashore RWH	Chaugachha	7,400	12,769	0.6	5,405	9,447	0.6	107	4	26.8	1,340	975	1.4	350	27	13.0
237	Jashore RWH	Harinakunda	7,464	9,348	0.8	7,200	7,888	0.9	43	9	4.8	519	941	0.6	150	33	4.5
238	Jashore RWH	Jashore Sadar	9,700	18,707	0.5	46,360	28,288	1.6	142	33	4.3	4,364	3,972	1.1	640	106	6.0
239	Jashore RWH	Jhenaidah Sadar	6,055	11,224	0.5	14,585	12,443	1.2	136	42	3.2	2,391	1,788	1.3	46	61	0.8
240	Jashore RWH	Jhikargachha	3,804	14,115	0.3	16,140	7,273	2.2	110	10	11.0	2,075	1,078	1.9	200	23	8.7
241	Jashore RWH	Kalia	7,476	11,090	0.7	30,220	9,904	3.1	90	22	4.1	919	1,025	0.9	200	56	3.6
242	Jashore RWH	Kaliganj	8,316	8,381	1.0	20,145	11,730	1.7	85	11	7.7	1,741	941	1.9	300	41	7.3
243	Jashore RWH	Keshabpur	100	10,189	0.0	8,285	11,432	0.7	160	13	12.3	2,863	2,111	1.4	300	41	7.3
244	Jashore RWH	Kotchandpur	7,210	7,524	1.0	8,775	5,446	1.6	80	8	10.0	1,090	606	1.8	600	31	19.4
245	Jashore RWH	Lohagara	7,200	9,005	0.8	17,150	15,430	1.1	108	8	13.5	3,875	1,956	2.0	850	40	21.3
246	Jashore RWH	Magura Sadar	10,812	15,703	0.7	12,250	19,811	0.6	185	55	3.4	2,037	2,814	0.7	200	111	1.8
247	Jashore RWH	Maheshpur	7,282	9,205	0.8	7,075	9,998	0.7	115	22	5.2	1,950	2,398	0.8	300	31	9.7
248	Jashore RWH	Manirampur	700	12,353	0.1	13,640	19,071	0.7	80	11	7.3	7,909	5,229	1.5	100	57	1.8
249	Jashore RWH	Mohammadpur	576	7,770	0.1	17,110	8,888	1.9	85	15	5.7	866	957	0.9	200	44	4.5
250	Jashore RWH	Narail Sadar	10,913	9,003	1.2	13,320	14,703	0.9	114	19	6.0	3,048	2,047	1.5	200	66	3.0

SL	Warehouse Name	Upazila Name	Condom			Shukhi			IUD			Injectables			Implant		
			CBL	AMD	MOS	CBL	AMD	MOS	CBL	AMD	MOS	CBL	AMD	MOS	CBL	AMD	MOS
251	Jashore RWH	Shailkupa	8,388	10,085	0.8	13,920	13,032	1.1	176	11	16.0	2,082	1,697	1.2	400	37	10.8
252	Jashore RWH	Shalikha	9,468	10,141	0.9	13,000	8,575	1.5	64	8	8.0	558	867	0.6	300	29	10.3
253	Jashore RWH	Sharsha	180	10,828	0.0	10,253	13,238	0.8	121	7	17.3	5,134	3,049	1.7	400	31	12.9
254	Jashore RWH	Sreepur	912	11,270	0.1	5,710	9,435	0.6	130	10	13.0	348	911	0.4	200	40	5.0
255	Khulna RWH	Assasuni	11,712	16,480	0.7	34,140	20,580	1.7	56	4	14.0	2,643	1,785	1.5	150	38	3.9
256	Khulna RWH	Bagerhat Sadar	8,640	21,616	0.4	23,990	14,136	1.7	71	16	4.4	1,776	1,488	1.2	275	69	4.0
257	Khulna RWH	Batiaghata	300	17,055	0.0	9,350	10,828	0.9	63	9	7.0	1,075	1,128	1.0	0	38	0.0
258	Khulna RWH	Chitalmari	300	12,765	0.0	63,180	10,327	6.1	114	4	28.5	2,518	1,451	1.7	200	33	6.1
259	Khulna RWH	Dacope	0	9,821	0.0	37,365	12,742	2.9	63	13	4.8	1,612	830	1.9	100	54	1.9
260	Khulna RWH	Daulatpur	6,600	27,724	0.2	7,640	14,835	0.5	100	22	4.5	4,500	2,852	1.6	200	46	4.3
261	Khulna RWH	Debhata	11,100	12,285	0.9	19,680	10,442	1.9	29	5	5.8	720	722	1.0	100	17	5.9
262	Khulna RWH	Dumuria	11,700	30,365	0.4	32,680	33,486	1.0	172	15	11.5	9,621	4,067	2.4	250	88	2.8
263	Khulna RWH	Fakirhat	4,700	10,010	0.5	69,470	7,906	8.8	69	2	34.5	2,000	675	3.0	300	30	10.0
264	Khulna RWH	Kachua	948	8,089	0.1	22,615	8,284	2.7	33	12	2.8	830	856	1.0	50	31	1.6
265	Khulna RWH	Kalaroa	120	25,701	0.0	76,725	11,674	6.6	65	4	16.3	810	1,966	0.4	300	21	14.3
266	Khulna RWH	Kaliganj	28,800	25,347	1.1	23,780	23,587	1.0	58	5	11.6	3,020	1,857	1.6	200	34	5.9
267	Khulna RWH	Khulna Sadar	1,022	53,129	0.0	90,620	14,934	6.1	152	58	2.6	3,260	3,851	0.8	260	27	9.6
268	Khulna RWH	Koyra	0	13,931	0.0	12,295	19,476	0.6	38	11	3.5	674	767	0.9	100	52	1.9
269	Khulna RWH	Mollahat	5,523	8,835	0.6	15,075	8,645	1.7	60	2	30.0	1,096	791	1.4	0	58	0.0
270	Khulna RWH	Mongla	2,100	12,741	0.2	53,370	9,014	5.9	45	4	11.3	3,180	709	4.5	100	28	3.6
271	Khulna RWH	Morrelganj	13,800	18,030	0.8	82,740	18,334	4.5	254	34	7.5	5,284	1,862	2.8	150	59	2.5
272	Khulna RWH	Paikgachha	7,200	14,219	0.5	41,145	19,819	2.1	71	12	5.9	1,000	1,267	0.8	250	59	4.2
273	Khulna RWH	Phultala	5,700	17,743	0.3	25,510	5,916	4.3	30	23	1.3	2,152	799	2.7	200	44	4.5
274	Khulna RWH	Rampal	900	17,353	0.1	26,045	12,083	2.2	70	8	8.8	600	710	0.8	0	27	0.0
275	Khulna RWH	Rupsa	7,500	11,366	0.7	13,920	10,288	1.4	10	13	0.8	1,364	495	2.8	0	37	0.0

SL	Warehouse Name	Upazila Name	Condom			Shukhi			IUD			Injectables			Implant		
			CBL	AMD	MOS	CBL	AMD	MOS	CBL	AMD	MOS	CBL	AMD	MOS	CBL	AMD	MOS
276	Khulna RWH	Sarankhola	8,100	8,742	0.9	9,840	6,755	1.5	50	3	16.7	1,565	1,007	1.6	0	50	0.0
277	Khulna RWH	Satkhira Sadar	29,022	51,799	0.6	42,740	22,748	1.9	100	5	20.0	4,325	3,595	1.2	390	35	11.1
278	Khulna RWH	Shyamnagar	18,960	19,722	1.0	19,200	27,122	0.7	49	5	9.8	30	1,815	0.0	100	45	2.2
279	Khulna RWH	Tala	700	20,760	0.0	25,155	22,528	1.1	136	39	3.5	6,435	2,858	2.3	300	39	7.7
280	Khulna RWH	Terokhada	900	12,899	0.1	36,600	7,773	4.7	90	6	15.0	1,500	584	2.6	100	30	3.3
281	Kushtia RWH	Alamdanga	3,616	17,438	0.2	14,920	16,729	0.9	60	15	4.0	2,500	2,108	1.2	100	61	1.6
282	Kushtia RWH	Bheramara	1,152	10,865	0.1	14,680	7,318	2.0	30	5	6.0	1,100	1,389	0.8	10	27	0.4
283	Kushtia RWH	Chuadanga Sadar	3,900	26,441	0.1	13,590	11,869	1.1	42	18	2.3	3,300	3,187	1.0	200	45	4.4
284	Kushtia RWH	Damurhuda	3,643	16,935	0.2	12,975	13,207	1.0	34	16	2.1	3,668	3,181	1.2	150	47	3.2
285	Kushtia RWH	Daulatpur	3,700	26,143	0.1	14,820	16,710	0.9	160	4	40.0	4,935	4,335	1.1	200	28	7.1
286	Kushtia RWH	Gangni	4,500	19,747	0.2	14,880	9,994	1.5	49	10	4.9	6,002	4,758	1.3	400	25	16.0
287	Kushtia RWH	Jiban Nagar	4,600	6,186	0.7	13,745	6,373	2.2	113	14	8.1	1,010	1,370	0.7	5	41	0.1
288	Kushtia RWH	Khoksa	200	10,903	0.0	6,220	7,954	0.8	30	2	15.0	152	576	0.3	300	14	21.4
289	Kushtia RWH	Kumarkhali	1,200	22,540	0.1	6,415	14,101	0.5	47	5	9.4	1,154	1,937	0.6	300	39	7.7
290	Kushtia RWH	Kushtia Sadar	7,500	32,279	0.2	24,400	25,471	1.0	136	22	6.2	3,680	4,059	0.9	100	43	2.3
291	Kushtia RWH	Meherpur Sadar	5,608	20,542	0.3	9,055	8,961	1.0	71	11	6.5	2,402	2,520	1.0	150	16	9.4
292	Kushtia RWH	Mirpur	898	20,331	0.0	2,015	13,962	0.1	32	3	10.7	1,000	2,232	0.4	150	20	7.5
293	Kushtia RWH	Mujib Nagar	3,648	8,008	0.5	1,290	2,318	0.6	25	3	8.3	1,075	951	1.1	50	8	6.3
294	Mymensingh RWH	Atpara	5,952	5,700	1.0	28,840	10,106	2.9	72	6	12.0	456	737	0.6	200	41	4.9
295	Mymensingh RWH	Austagram	15,300	8,421	1.8	29,280	7,097	4.1	150	16	9.4	400	867	0.5	200	22	9.1
296	Mymensingh RWH	Bajitpur	20,091	12,874	1.6	15,670	11,576	1.4	46	15	3.1	126	804	0.2	200	57	3.5
297	Mymensingh RWH	Barhatta	28,926	11,278	2.6	34,510	14,537	2.4	82	11	7.5	1,252	1,471	0.9	400	56	7.1
298	Mymensingh RWH	Bhairab	4,322	22,022	0.2	24,230	13,814	1.8	125	27	4.6	30	1,415	0.0	500	98	5.1
299	Mymensingh RWH	Bhaluka	1,700	29,804	0.1	72,480	30,226	2.4	86	62	1.4	272	1,740	0.2	300	71	4.2
300	Mymensingh RWH	Dharampasha	42,988	16,789	2.6	31,420	15,220	2.1	80	15	5.3	2,214	1,631	1.4	500	135	3.7

SL	Warehouse Name	Upazila Name	Condom			Shukhi			IUD			Injectables			Implant		
			CBL	AMD	MOS	CBL	AMD	MOS	CBL	AMD	MOS	CBL	AMD	MOS	CBL	AMD	MOS
301	Mymensingh RWH	Dhobaura	15,797	12,240	1.3	28,997	12,326	2.4	101	6	16.8	700	1,247	0.6	200	27	7.4
302	Mymensingh RWH	Durgapur	1,152	21,094	0.1	28,780	16,666	1.7	53	7	7.6	941	2,480	0.4	200	54	3.7
303	Mymensingh RWH	Fulbaria	15,800	23,592	0.7	7,815	33,149	0.2	125	30	4.2	65	1,718	0.0	200	39	5.1
304	Mymensingh RWH	Gaffargaon	10,031	29,811	0.3	25,240	26,984	0.9	156	34	4.6	1,020	2,247	0.5	250	73	3.4
305	Mymensingh RWH	Gauripur	22,032	12,369	1.8	129,670	21,677	6.0	170	13	13.1	1,094	1,915	0.6	300	40	7.5
306	Mymensingh RWH	Haluaghat	21,220	12,980	1.6	35,272	19,643	1.8	48	9	5.3	0	1,634	0.0	250	49	5.1
307	Mymensingh RWH	Hossainpur	14,700	7,638	1.9	27,515	9,147	3.0	107	17	6.3	40	921	0.0	100	49	2.0
308	Mymensingh RWH	Ishwarganj	22,968	18,137	1.3	87,390	43,006	2.0	62	5	12.4	900	1,973	0.5	50	58	0.9
309	Mymensingh RWH	Itna	10,760	5,562	1.9	20,590	8,135	2.5	77	20	3.9	9	213	0.0	150	33	4.5
310	Mymensingh RWH	Kalmakanda	18,840	24,271	0.8	46,455	20,925	2.2	100	10	10.0	366	1,402	0.3	200	58	3.4
311	Mymensingh RWH	Karimganj	8,604	15,606	0.6	46,080	16,644	2.8	96	15	6.4	766	1,006	0.8	200	97	2.1
312	Mymensingh RWH	Katiadi	29,700	17,663	1.7	16,580	12,770	1.3	80	37	2.2	195	1,382	0.1	300	72	4.2
313	Mymensingh RWH	Kendua	20,504	18,319	1.1	47,925	24,057	2.0	44	14	3.1	807	1,472	0.5	326	92	3.5
314	Mymensingh RWH	Khaliajuri	9,660	6,905	1.4	17,830	5,872	3.0	100	3	33.3	603	496	1.2	200	30	6.7
315	Mymensingh RWH	Kishoreganj Sadar	14,052	28,734	0.5	63,420	24,324	2.6	223	60	3.7	2,195	2,324	0.9	300	67	4.5
316	Mymensingh RWH	Kuliar Char	6,300	8,474	0.7	17,070	8,720	2.0	80	2	40.0	97	779	0.1	150	51	2.9
317	Mymensingh RWH	Madan	19,804	11,172	1.8	18,690	11,591	1.6	85	6	14.2	221	731	0.3	50	44	1.1
318	Mymensingh RWH	Mithamain	9,600	10,024	1.0	22,360	7,859	2.8	77	8	9.6	100	406	0.2	300	29	10.3
319	Mymensingh RWH	Mohanganj	22,700	7,145	3.2	18,640	11,864	1.6	141	21	6.7	1	965	0.0	300	70	4.3
320	Mymensingh RWH	Muktagachha	24,132	25,321	1.0	72,210	29,085	2.5	103	19	5.4	2,400	2,344	1.0	200	65	3.1
321	Mymensingh RWH	Mymensingh Sadar	39,264	48,394	0.8	87,522	40,931	2.1	257	68	3.8	118	3,933	0.0	292	127	2.3
322	Mymensingh RWH	Nandail	24,900	13,905	1.8	66,610	40,481	1.6	75	18	4.2	50	2,356	0.0	200	26	7.7
323	Mymensingh RWH	Netrakona Sadar	32,806	24,275	1.4	29,850	24,873	1.2	137	8	17.1	839	2,789	0.3	200	124	1.6
324	Mymensingh RWH	Nikli	14,724	5,500	2.7	9,560	6,250	1.5	68	21	3.2	336	624	0.5	150	71	2.1
325	Mymensingh RWH	Pakundia	7,314	14,392	0.5	52,160	12,725	4.1	62	31	2.0	715	846	0.8	250	79	3.2

SL	Warehouse Name	Upazila Name	Condom			Shukhi			IUD			Injectables			Implant		
			CBL	AMD	MOS	CBL	AMD	MOS	CBL	AMD	MOS	CBL	AMD	MOS	CBL	AMD	MOS
326	Mymensingh RWH	Phulpur	11,100	27,224	0.4	14,400	46,363	0.3	99	28	3.5	75	3,309	0.0	200	105	1.9
327	Mymensingh RWH	Purbadhala	11,700	14,535	0.8	67,680	22,266	3.0	70	13	5.4	15	2,268	0.0	200	85	2.4
328	Mymensingh RWH	Tarail	3,332	13,712	0.2	29,030	13,161	2.2	108	16	6.8	833	835	1.0	250	44	5.7
329	Mymensingh RWH	Trishal	924	23,448	0.0	7,900	36,599	0.2	134	33	4.1	215	1,967	0.1	200	47	4.3
330	Noakhali RWH	Begumganj	5,436	26,183	0.2	3,845	12,673	0.3	486	143	3.4	373	2,597	0.1	10	116	0.1
331	Noakhali RWH	Chatkhil	5,060	9,479	0.5	3,440	5,760	0.6	22	31	0.7	167	1,181	0.1	151	42	3.6
332	Noakhali RWH	Chhagalnaiya	100	11,179	0.0	5,460	4,754	1.1	160	20	8.0	267	630	0.4	250	49	5.1
333	Noakhali RWH	Companiganj	5,918	10,576	0.6	9,025	5,595	1.6	130	18	7.2	51	1,302	0.0	300	46	6.5
334	Noakhali RWH	Daganbhuiyan	11,260	14,499	0.8	13,090	5,376	2.4	151	17	8.9	0	973	0.0	200	62	3.2
335	Noakhali RWH	Feni Sadar	12,300	37,117	0.3	15,800	13,549	1.2	467	168	2.8	4	3,229	0.0	570	110	5.2
336	Noakhali RWH	Fulgazi	1,836	5,226	0.4	4,800	3,096	1.6	230	17	13.5	200	460	0.4	300	22	13.6
337	Noakhali RWH	Hatiya	45,936	23,951	1.9	25,789	20,129	1.3	284	108	2.6	0	3,828	0.0	700	141	5.0
338	Noakhali RWH	Kabirhat	4,860	13,795	0.4	10,385	5,933	1.8	90	31	2.9	0	1,535	0.0	310	64	4.8
339	Noakhali RWH	Kamalnagar	18,744	7,511	2.5	12,890	5,984	2.2	166	44	3.8	1,201	3,254	0.4	200	55	3.6
340	Noakhali RWH	Lakshmpur Sadar	336	17,977	0.0	1,980	12,502	0.2	40	33	1.2	25	5,165	0.0	100	63	1.6
341	Noakhali RWH	Noakhali Sadar	1,200	30,175	0.0	3,390	8,802	0.4	71	96	0.7	0	3,264	0.0	100	125	0.8
342	Noakhali RWH	Parshuram	7,356	4,539	1.6	7,750	2,594	3.0	142	14	10.1	1	418	0.0	100	42	2.4
343	Noakhali RWH	Ramganj	10,004	11,108	0.9	9,200	5,411	1.7	118	9	13.1	0	1,658	0.0	300	26	11.5
344	Noakhali RWH	Ramgati	23,679	5,003	4.7	7,970	4,932	1.6	244	20	12.2	1,004	3,005	0.3	400	90	4.4
345	Noakhali RWH	Roypur	15,116	4,042	3.7	9,240	6,359	1.5	294	47	6.3	700	1,316	0.5	300	44	6.8
346	Noakhali RWH	Senbagh	21,400	12,610	1.7	20,680	7,671	2.7	77	47	1.6	479	1,587	0.3	50	50	1.0
347	Noakhali RWH	Sonagazi	16,640	15,621	1.1	19,200	7,831	2.5	57	30	1.9	0	1,818	0.0	150	55	2.7
348	Noakhali RWH	Sonaimuri	3,600	16,653	0.2	13,040	5,896	2.2	57	54	1.1	0	2,153	0.0	100	51	2.0
349	Noakhali RWH	Subarnachar	2,000	13,504	0.1	1,150	8,121	0.1	230	27	8.5	0	1,726	0.0	200	104	1.9
350	Pabna RWH	Atgharia	8,280	10,905	0.8	24,715	8,199	3.0	60	14	4.3	1,075	411	2.6	50	29	1.7

SL	Warehouse Name	Upazila Name	Condom			Shukhi			IUD			Injectables			Implant		
			CBL	AMD	MOS	CBL	AMD	MOS	CBL	AMD	MOS	CBL	AMD	MOS	CBL	AMD	MOS
351	Pabna RWH	Belkuchi	600	26,909	0.0	590	12,751	0.0	78	7	11.1	111	1,912	0.1	150	16	9.4
352	Pabna RWH	Bera	12,900	11,328	1.1	5,160	12,789	0.4	71	62	1.1	2,292	1,413	1.6	150	27	5.6
353	Pabna RWH	Bhangura	11,820	11,878	1.0	19,515	5,106	3.8	109	8	13.6	600	211	2.8	60	26	2.3
354	Pabna RWH	Chatmohar	504	33,318	0.0	2,850	23,314	0.1	225	24	9.4	3,798	2,018	1.9	100	42	2.4
355	Pabna RWH	Faridpur	18,540	11,796	1.6	10,245	6,829	1.5	110	14	7.9	1,519	1,167	1.3	150	37	4.1
356	Pabna RWH	Ishwardi	216	23,830	0.0	29,890	15,912	1.9	75	18	4.2	1,005	1,349	0.7	200	57	3.5
357	Pabna RWH	Kamarkhanda	21,852	19,499	1.1	12,270	8,996	1.4	159	15	10.6	394	953	0.4	250	22	11.4
358	Pabna RWH	Kazipur	23,450	30,939	0.8	24,060	14,332	1.7	320	91	3.5	2,760	2,744	1.0	400	76	5.3
359	Pabna RWH	Pabna Sadar	18,200	34,088	0.5	6,255	29,962	0.2	353	91	3.9	6,200	7,764	0.8	200	117	1.7
360	Pabna RWH	Royganj	9,400	24,878	0.4	2,640	21,927	0.1	82	25	3.3	1,134	1,707	0.7	300	22	13.6
361	Pabna RWH	Santhia	300	17,127	0.0	596	17,906	0.0	99	25	4.0	50	3,597	0.0	150	68	2.2
362	Pabna RWH	Shahjadpur	54,140	30,204	1.8	16,665	17,900	0.9	146	75	1.9	3,445	4,470	0.8	400	118	3.4
363	Pabna RWH	Sirajganj Sadar	1,800	37,794	0.0	90	24,519	0.0	190	45	4.2	5,686	4,737	1.2	200	43	4.7
364	Pabna RWH	Sujanagar	13,008	13,818	0.9	34,140	10,054	3.4	69	19	3.6	1,562	1,711	0.9	350	52	6.7
365	Pabna RWH	Tarash	22,500	22,400	1.0	12,210	17,255	0.7	144	41	3.5	1,260	1,539	0.8	10	25	0.4
366	Pabna RWH	Ullah Para	54,300	32,519	1.7	13,110	18,982	0.7	404	77	5.2	3,863	3,747	1.0	200	33	6.1
367	Patuakhali RWH	Amtali	18,540	13,600	1.4	10,300	14,538	0.7	116	10	11.6	4,293	2,651	1.6	50	153	0.3
368	Patuakhali RWH	Bamna	2,124	4,925	0.4	6,270	4,501	1.4	60	7	8.6	361	334	1.1	250	50	5.0
369	Patuakhali RWH	Barguna Sadar	7,600	9,156	0.8	14,420	11,922	1.2	130	45	2.9	6,700	3,906	1.7	600	122	4.9
370	Patuakhali RWH	Bauphal	14,192	11,605	1.2	16,160	17,122	0.9	69	12	5.8	2,916	2,676	1.1	500	44	11.4
371	Patuakhali RWH	Betagi	4,800	6,700	0.7	5,150	5,097	1.0	120	15	8.0	1,700	880	1.9	300	37	8.1
372	Patuakhali RWH	Dashmina	5,328	6,989	0.8	4,800	7,113	0.7	57	6	9.5	1,678	1,742	1.0	600	58	10.3
373	Patuakhali RWH	Dumki	4,464	5,904	0.8	4,870	3,226	1.5	42	5	8.4	657	479	1.4	50	12	4.2
374	Patuakhali RWH	Galachipa	18,492	16,136	1.1	15,420	20,219	0.8	125	21	6.0	7,439	5,342	1.4	50	75	0.7
375	Patuakhali RWH	Kalapara	10,632	15,995	0.7	5,480	15,308	0.4	43	12	3.6	3,442	3,171	1.1	0	51	0.0

SL	Warehouse Name	Upazila Name	Condom			Shukhi			IUD			Injectables			Implant		
			CBL	AMD	MOS	CBL	AMD	MOS	CBL	AMD	MOS	CBL	AMD	MOS	CBL	AMD	MOS
376	Patuakhali RWH	Mirzaganj	7,200	7,176	1.0	7,190	6,873	1.0	17	6	2.8	1,280	700	1.8	300	25	12.0
377	Patuakhali RWH	Patharghata	3,720	9,526	0.4	11,740	11,126	1.1	134	18	7.4	2,884	1,855	1.6	200	64	3.1
378	Patuakhali RWH	Patuakhali Sadar	26,364	19,418	1.4	27,000	15,694	1.7	248	55	4.5	6,304	3,951	1.6	160	91	1.8
379	Rajshahi RWH	Bagatipara	132	20,492	0.0	18,010	7,616	2.4	33	4	8.3	312	469	0.7	200	47	4.3
380	Rajshahi RWH	Bagha	7,500	27,281	0.3	35,290	9,519	3.7	21	3	7.0	158	1,677	0.1	200	34	5.9
381	Rajshahi RWH	Baghmara	5,600	30,237	0.2	30,980	26,005	1.2	30	18	1.7	8	1,710	0.0	100	24	4.2
382	Rajshahi RWH	Baraigram	5,400	19,588	0.3	3,410	15,439	0.2	50	23	2.2	930	1,756	0.5	240	54	4.4
383	Rajshahi RWH	Bholahat	1,380	9,780	0.1	11,850	5,746	2.1	20	5	4.0	381	538	0.7	100	28	3.6
384	Rajshahi RWH	Boalia	1,800	44,499	0.0	12,240	5,456	2.2	70	28	2.5	1,500	1,891	0.8	130	103	1.3
385	Rajshahi RWH	Chapai Nababganj Sadar	2,100	47,651	0.0	14,635	13,292	1.1	87	32	2.7	2,843	2,682	1.1	200	62	3.2
386	Rajshahi RWH	Charghat	32,100	22,389	1.4	48,755	11,174	4.4	37	9	4.1	803	1,063	0.8	205	38	5.4
387	Rajshahi RWH	Durgapur	752	23,595	0.0	62,145	10,429	6.0	29	2	14.5	525	671	0.8	100	24	4.2
388	Rajshahi RWH	Godagari	5,100	22,680	0.2	23,130	12,687	1.8	30	4	7.5	5	2,210	0.0	50	33	1.5
389	Rajshahi RWH	Gomastapur	37,200	26,758	1.4	16,800	14,222	1.2	85	14	6.1	1,009	989	1.0	5	30	0.2
390	Rajshahi RWH	Gurudaspur	6,504	28,195	0.2	19,820	15,774	1.3	34	3	11.3	185	886	0.2	200	54	3.7
391	Rajshahi RWH	Lalpur	4,270	27,311	0.2	34,705	21,777	1.6	53	14	3.8	2,225	2,164	1.0	315	50	6.3
392	Rajshahi RWH	Mohanpur	808	19,199	0.0	16,050	8,912	1.8	65	3	21.7	113	1,242	0.1	250	27	9.3
393	Rajshahi RWH	Nachole	30,900	13,085	2.4	6,715	5,679	1.2	29	2	14.5	831	652	1.3	50	22	2.3
394	Rajshahi RWH	Natore Sadar	15,060	43,691	0.3	24,590	19,774	1.2	64	22	2.9	935	1,248	0.7	90	77	1.2
395	Rajshahi RWH	Paba	3,300	45,007	0.1	12,520	9,517	1.3	18	3	6.0	1,965	2,503	0.8	100	31	3.2
396	Rajshahi RWH	Puthia	8,200	18,675	0.4	9,710	12,714	0.8	21	8	2.6	205	1,239	0.2	100	37	2.7
397	Rajshahi RWH	Shibganj	10,800	48,845	0.2	32,640	22,714	1.4	40	11	3.6	1,000	1,954	0.5	100	109	0.9
398	Rajshahi RWH	Singra	178	30,964	0.0	15,133	25,190	0.6	132	14	9.4	441	1,332	0.3	201	125	1.6
399	Rajshahi RWH	Tanore	8,100	25,474	0.3	29,445	14,978	2.0	39	2	19.5	1,369	1,150	1.2	300	32	9.4
400	Rangamati RWH	Baghaichhari	26,572	12,208	2.2	2,562	6,466	0.4	30	11	2.7	0	555	0.0	168	41	4.1

SL	Warehouse Name	Upazila Name	Condom			Shukhi			IUD			Injectables			Implant		
			CBL	AMD	MOS	CBL	AMD	MOS	CBL	AMD	MOS	CBL	AMD	MOS	CBL	AMD	MOS
401	Rangamati RWH	Barkal	18,900	4,038	4.7	12,630	3,367	3.8	31	5	6.2	38	427	0.1	25	11	2.3
402	Rangamati RWH	Belai Chhari	10,550	1,994	5.3	7,085	2,294	3.1	42	3	14.0	0	178	0.0	100	21	4.8
403	Rangamati RWH	Jurai Chhari	5,316	1,550	3.4	6,030	2,013	3.0	40	5	8.0	27	167	0.2	50	13	3.8
404	Rangamati RWH	Kaptai	12,600	5,655	2.2	7,055	2,384	3.0	23	4	5.8	545	398	1.4	100	19	5.3
405	Rangamati RWH	Kawkhali (betbunia)	19,800	2,372	8.3	5,411	2,325	2.3	43	10	4.3	150	545	0.3	22	30	0.7
406	Rangamati RWH	Langadu	2,802	7,514	0.4	29,785	5,056	5.9	16	13	1.2	170	446	0.4	193	36	5.4
407	Rangamati RWH	Naniarchar	17,832	4,221	4.2	24,830	4,106	6.0	25	3	8.3	84	345	0.2	110	13	8.5
408	Rangamati RWH	Rajasthali	3,596	1,228	2.9	2,900	1,262	2.3	26	7	3.7	261	133	2.0	2	10	0.2
409	Rangamati RWH	Rangamati Sadar	11,328	8,272	1.4	9,015	5,694	1.6	117	48	2.4	146	656	0.2	195	46	4.2
410	Rangpur RWH	Aditmari	53,324	11,721	4.5	47,800	15,656	3.1	190	61	3.1	1,225	3,104	0.4	50	70	0.7
411	Rangpur RWH	Badarganj	25,122	9,622	2.6	78,884	16,986	4.6	149	18	8.3	895	2,064	0.4	350	63	5.6
412	Rangpur RWH	Bhurungamari	44,184	19,547	2.3	2,370	17,709	0.1	99	23	4.3	3,012	3,602	0.8	150	48	3.1
413	Rangpur RWH	Chilmari	21,932	12,734	1.7	2,321	9,623	0.2	48	28	1.7	660	1,201	0.5	50	58	0.9
414	Rangpur RWH	Dimla	85,608	9,206	9.3	39,690	21,628	1.8	124	55	2.3	96	2,572	0.0	200	46	4.3
415	Rangpur RWH	Domar	22,452	9,836	2.3	46,660	14,843	3.1	41	15	2.7	19	2,286	0.0	110	60	1.8
416	Rangpur RWH	Fulchhari	0	16,708	0.0	18,530	10,576	1.8	66	5	13.2	327	2,244	0.1	300	30	10.0
417	Rangpur RWH	Gaibandha Sadar	38,306	31,679	1.2	46,910	30,422	1.5	48	22	2.2	37	4,244	0.0	700	184	3.8
418	Rangpur RWH	Gangachara	28,800	13,436	2.1	36,698	19,688	1.9	95	42	2.3	2,746	4,913	0.6	200	81	2.5
419	Rangpur RWH	Gobindaganj	21,123	29,753	0.7	2,529	31,101	0.1	30	3	10.0	857	2,702	0.3	250	61	4.1
420	Rangpur RWH	Hatibandha	18,908	9,373	2.0	8,790	10,835	0.8	112	28	4.0	60	2,387	0.0	150	62	2.4
421	Rangpur RWH	Jaldhaka	35,004	17,330	2.0	33,290	24,613	1.4	59	25	2.4	1,496	4,365	0.3	50	36	1.4
422	Rangpur RWH	Kaliganj	10,560	9,228	1.1	8,820	12,025	0.7	128	61	2.1	0	1,896	0.0	200	52	3.8
423	Rangpur RWH	Kaunia	21,300	10,885	2.0	9,670	9,655	1.0	65	9	7.2	700	2,274	0.3	300	48	6.3
424	Rangpur RWH	Kishoreganj	51,020	5,572	9.2	18,920	16,044	1.2	60	26	2.3	310	1,692	0.2	200	47	4.3
425	Rangpur RWH	Kurigram Sadar	24,764	14,753	1.7	4,600	11,596	0.4	140	53	2.6	814	2,947	0.3	130	54	2.4



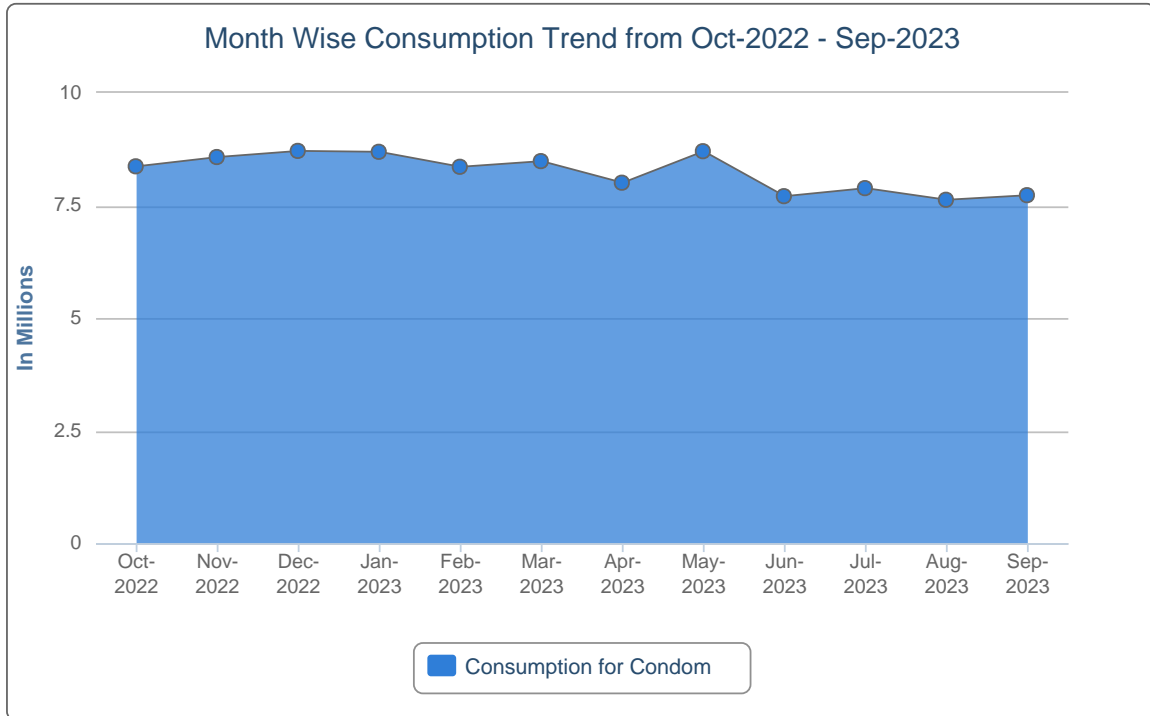
SL	Warehouse Name	Upazila Name	Condom			Shukhi			IUD			Injectables			Implant		
			CBL	AMD	MOS	CBL	AMD	MOS	CBL	AMD	MOS	CBL	AMD	MOS	CBL	AMD	MOS
426	Rangpur RWH	Lalmonirhat Sadar	17,392	11,224	1.5	16,711	15,910	1.1	58	21	2.8	513	3,159	0.2	0	63	0.0
427	Rangpur RWH	Mitha Pukur	33,360	17,434	1.9	70	22,394	0.0	15	4	3.8	731	2,418	0.3	50	65	0.8
428	Rangpur RWH	Nageshwari	30,952	17,283	1.8	82,190	23,815	3.5	75	35	2.1	646	4,650	0.1	0	59	0.0
429	Rangpur RWH	Nilphamari Sadar	25,260	14,715	1.7	5,090	30,668	0.2	180	54	3.3	603	3,926	0.2	300	55	5.5
430	Rangpur RWH	Palashbari	13,032	12,112	1.1	2,440	17,252	0.1	30	4	7.5	348	2,009	0.2	50	64	0.8
431	Rangpur RWH	Patgram	92,424	7,724	12.0	12,380	12,415	1.0	68	12	5.7	334	2,610	0.1	50	31	1.6
432	Rangpur RWH	Phulbari	12,600	7,183	1.8	23,040	12,499	1.8	176	85	2.1	174	2,875	0.1	200	63	3.2
433	Rangpur RWH	Pirgachha	27,200	12,891	2.1	4,100	13,481	0.3	155	39	4.0	495	2,366	0.2	300	74	4.1
434	Rangpur RWH	Pirganj	46,948	21,678	2.2	1,620	25,868	0.1	130	31	4.2	1,000	2,207	0.5	600	72	8.3
435	Rangpur RWH	Rajarhat	21,900	7,115	3.1	450	13,314	0.0	80	20	4.0	705	2,256	0.3	0	36	0.0
436	Rangpur RWH	Rangpur Sadar	54,700	30,452	1.8	21,410	19,461	1.1	108	30	3.6	1,358	3,008	0.5	300	179	1.7
437	Rangpur RWH	Sadullapur	24,576	25,656	1.0	41,600	24,266	1.7	40	9	4.4	1,634	4,208	0.4	150	68	2.2
438	Rangpur RWH	Saghata	18,684	17,555	1.1	43,620	22,989	1.9	58	6	9.7	1	1,952	0.0	150	34	4.4
439	Rangpur RWH	Saidpur	15,169	11,063	1.4	14,482	8,452	1.7	37	7	5.3	201	1,368	0.1	50	46	1.1
440	Rangpur RWH	Sundarganj	34,848	38,083	0.9	190	40,877	0.0	181	56	3.2	2,543	8,095	0.3	700	147	4.8
441	Rangpur RWH	Taraganj	17,760	9,188	1.9	5,475	8,457	0.6	25	5	5.0	579	1,243	0.5	500	180	2.8
442	Rangpur RWH	Ulipur	32,556	20,562	1.6	28,670	30,631	0.9	40	27	1.5	1,008	3,616	0.3	200	78	2.6
443	Sylhet RWH	Ajmiriganj	36,604	7,245	5.1	11,310	6,883	1.6	154	13	11.8	1,215	726	1.7	150	50	3.0
444	Sylhet RWH	Bahubal	44,580	6,893	6.5	1,010	7,038	0.1	180	16	11.3	10	1,180	0.0	250	45	5.6
445	Sylhet RWH	Balaganj	19,500	10,018	1.9	7,940	3,038	2.6	167	3	55.7	247	1,295	0.2	108	27	4.0
446	Sylhet RWH	Baniachong	38,110	10,409	3.7	330	10,446	0.0	110	14	7.9	887	1,431	0.6	300	111	2.7
447	Sylhet RWH	Barlekha	2,400	10,076	0.2	6,960	7,020	1.0	111	5	22.2	0	806	0.0	50	31	1.6
448	Sylhet RWH	Beani Bazar	5,100	11,073	0.5	11,075	4,065	2.7	80	7	11.4	216	715	0.3	100	46	2.2
449	Sylhet RWH	Bishwambarpur	12,188	9,868	1.2	20	9,112	0.0	140	5	28.0	0	1,612	0.0	350	24	14.6
450	Sylhet RWH	Bishwanath	21,400	9,823	2.2	12,060	4,165	2.9	36	7	5.1	70	1,031	0.1	200	35	5.7

SL	Warehouse Name	Upazila Name	Condom			Shukhi			IUD			Injectables			Implant		
			CBL	AMD	MOS	CBL	AMD	MOS	CBL	AMD	MOS	CBL	AMD	MOS	CBL	AMD	MOS
451	Sylhet RWH	Chhatak	25,224	13,710	1.8	9,610	9,017	1.1	155	34	4.6	3	1,030	0.0	100	63	1.6
452	Sylhet RWH	Chunarughat	13,695	7,373	1.9	2,830	7,251	0.4	260	10	26.0	472	1,591	0.3	200	70	2.9
453	Sylhet RWH	Companiganj	21,000	11,842	1.8	9,600	6,874	1.4	270	3	90.0	1,974	1,123	1.8	500	47	10.6
454	Sylhet RWH	Dakshin Sunamganj	22,932	9,131	2.5	5,230	5,986	0.9	105	6	17.5	0	900	0.0	110	45	2.4
455	Sylhet RWH	Dakshin Surma	14,300	19,712	0.7	15,130	9,192	1.6	183	3	61.0	813	1,504	0.5	200	19	10.5
456	Sylhet RWH	Derai	31,884	20,078	1.6	5,760	9,452	0.6	130	18	7.2	90	1,169	0.1	200	49	4.1
457	Sylhet RWH	Dowarabazar	7,208	8,548	0.8	13,468	8,374	1.6	253	3	84.3	330	975	0.3	50	89	0.6
458	Sylhet RWH	Fenchuganj	10,300	5,370	1.9	11,570	1,755	6.6	120	8	15.0	0	661	0.0	300	8	37.5
459	Sylhet RWH	Golapganj	19,766	15,691	1.3	380	5,197	0.1	150	10	15.0	1,206	921	1.3	200	27	7.4
460	Sylhet RWH	Gowainghat	11,700	15,720	0.7	4,360	9,396	0.5	67	7	9.6	1,629	3,137	0.5	300	56	5.4
461	Sylhet RWH	Habiganj Sadar	97,416	16,433	5.9	630	13,462	0.0	385	78	4.9	802	2,409	0.3	20	53	0.4
462	Sylhet RWH	Jagannathpur	4,800	12,696	0.4	12,280	7,712	1.6	30	14	2.1	0	869	0.0	350	47	7.4
463	Sylhet RWH	Jaintiapur	11,796	12,301	1.0	18,300	7,249	2.5	333	25	13.3	3,200	2,882	1.1	100	24	4.2
464	Sylhet RWH	Jamalganj	18,900	12,997	1.5	12,240	9,673	1.3	140	7	20.0	0	1,521	0.0	50	24	2.1
465	Sylhet RWH	Juri	6,000	9,336	0.6	2,470	5,593	0.4	68	26	2.6	180	619	0.3	100	71	1.4
466	Sylhet RWH	Kamalganj	300	12,203	0.0	6,980	9,323	0.7	210	7	30.0	20	975	0.0	50	60	0.8
467	Sylhet RWH	Kanaighat	77,748	21,269	3.7	14,960	12,613	1.2	250	7	35.7	40	3,246	0.0	250	22	11.4
468	Sylhet RWH	Kulaura	21,048	14,350	1.5	4,980	11,169	0.4	171	2	85.5	1,118	2,451	0.5	100	31	3.2
469	Sylhet RWH	Lakhai	46,836	5,687	8.2	3,030	5,794	0.5	43	10	4.3	76	997	0.1	150	73	2.1
470	Sylhet RWH	Madhabpur	20,500	8,809	2.3	360	12,829	0.0	217	10	21.7	72	1,175	0.1	100	55	1.8
471	Sylhet RWH	Maulvibazar Sadar	15,900	20,373	0.8	40	12,389	0.0	125	40	3.1	748	1,289	0.6	200	48	4.2
472	Sylhet RWH	Nabiganj	39,700	9,189	4.3	310	11,093	0.0	205	10	20.5	320	1,245	0.3	100	71	1.4
473	Sylhet RWH	Osmaninagar	14,644	8,910	1.6	10,250	3,877	2.6	131	3	43.7	84	950	0.1	200	34	5.9
474	Sylhet RWH	Rajnagar	1,200	12,620	0.1	9,840	11,340	0.9	88	13	6.8	2,210	1,281	1.7	0	57	0.0
475	Sylhet RWH	Sreemangal	6,690	15,135	0.4	85	12,815	0.0	67	23	2.9	0	1,845	0.0	100	97	1.0

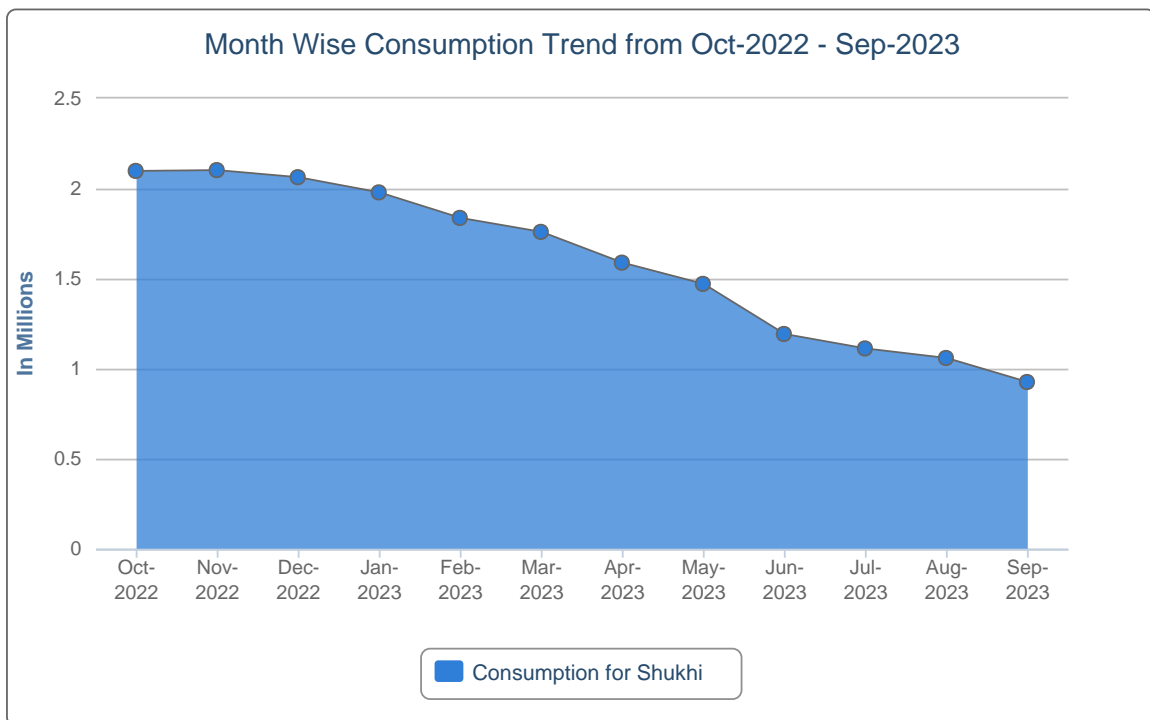
SL	Warehouse Name	Upazila Name	Condom			Shukhi			IUD			Injectables			Implant		
			CBL	AMD	MOS	CBL	AMD	MOS	CBL	AMD	MOS	CBL	AMD	MOS	CBL	AMD	MOS
476	Sylhet RWH	Sulla	24,804	9,237	2.7	13,210	5,391	2.5	120	2	60.0	2	740	0.0	250	26	9.6
477	Sylhet RWH	Sunamganj Sadar	6,696	11,137	0.6	6,990	8,653	0.8	142	29	4.9	20	1,947	0.0	100	44	2.3
478	Sylhet RWH	Sylhet Sadar	76,320	44,413	1.7	640	30,909	0.0	268	43	6.2	11,910	9,468	1.3	127	148	0.9
479	Sylhet RWH	Tahirpur	19,944	12,964	1.5	6,160	11,567	0.5	167	11	15.2	0	1,522	0.0	126	64	2.0
480	Sylhet RWH	Zakiganj	600	21,671	0.0	367	8,672	0.0	178	3	59.3	3	1,390	0.0	250	61	4.1
481	Tangail RWH	Basail	3,600	10,235	0.4	18,700	8,022	2.3	0	10	0.0	0	1,412	0.0	300	58	5.2
482	Tangail RWH	Bhuapur	7,200	6,517	1.1	9,600	11,774	0.8	517	8	64.6	0	1,577	0.0	400	51	7.8
483	Tangail RWH	Chauhali	144	7,033	0.0	19,030	7,517	2.5	440	9	48.9	1,081	1,177	0.9	750	40	18.8
484	Tangail RWH	Delduar	300	9,526	0.0	17,355	9,907	1.8	240	11	21.8	10	1,034	0.0	50	49	1.0
485	Tangail RWH	Dhanbari	18,144	6,955	2.6	61,690	8,160	7.6	144	13	11.1	0	1,760	0.0	600	23	26.1
486	Tangail RWH	Ghatail	4,524	10,346	0.4	35,520	23,651	1.5	500	11	45.5	2,260	3,804	0.6	1,100	61	18.0
487	Tangail RWH	Gopalpur	0	6,743	0.0	0	14,873	0.0	226	4	56.5	700	2,105	0.3	800	65	12.3
488	Tangail RWH	Kalihati	556	16,745	0.0	2,070	20,819	0.1	189	25	7.6	82	3,724	0.0	1,650	24	68.8
489	Tangail RWH	Madhupur	20,700	17,921	1.2	480	16,997	0.0	404	3	134.7	1,000	2,379	0.4	700	43	16.3
490	Tangail RWH	Mirzapur	96	8,706	0.0	14,180	25,153	0.6	521	9	57.9	1,169	1,634	0.7	500	64	7.8
491	Tangail RWH	Nagarpur	4,200	9,838	0.4	11,220	21,304	0.5	88	16	5.5	0	2,038	0.0	300	94	3.2
492	Tangail RWH	Sakhipur	960	7,948	0.1	1,250	18,289	0.1	50	3	16.7	16	1,262	0.0	600	28	21.4
493	Tangail RWH	Tangail Sadar	11,100	23,535	0.5	13,610	33,047	0.4	4	50	0.1	20	4,888	0.0	100	108	0.9

## 7. Month-wise Consumption Trend

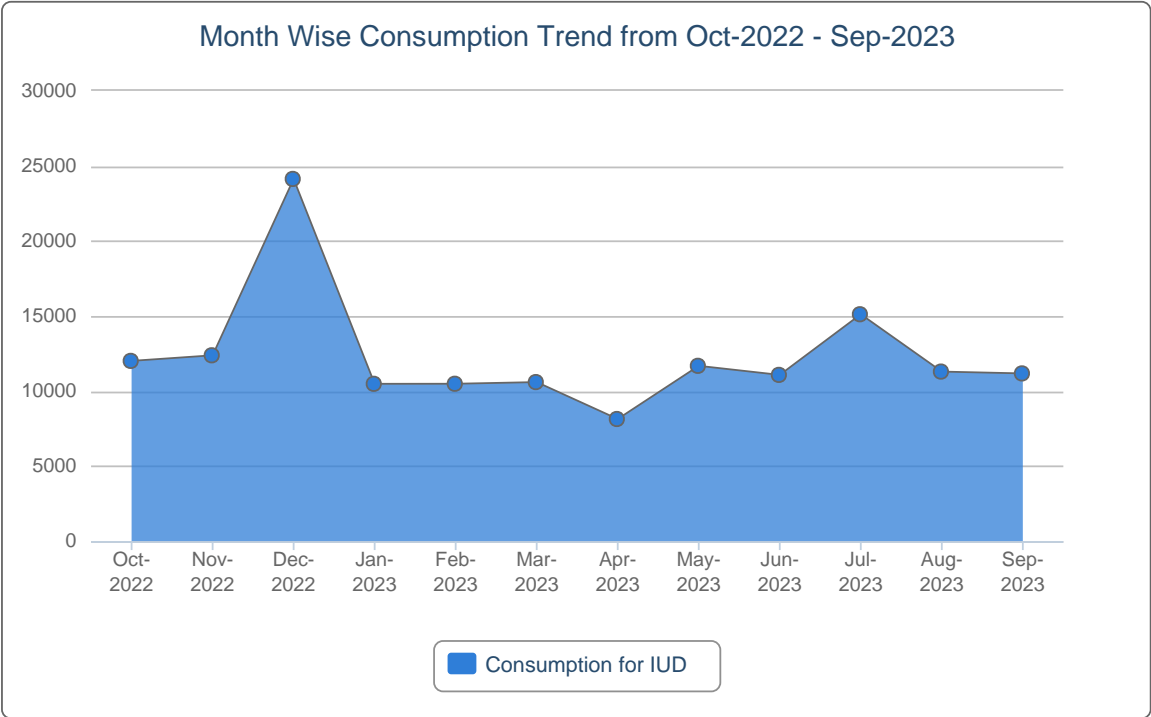
7(a).



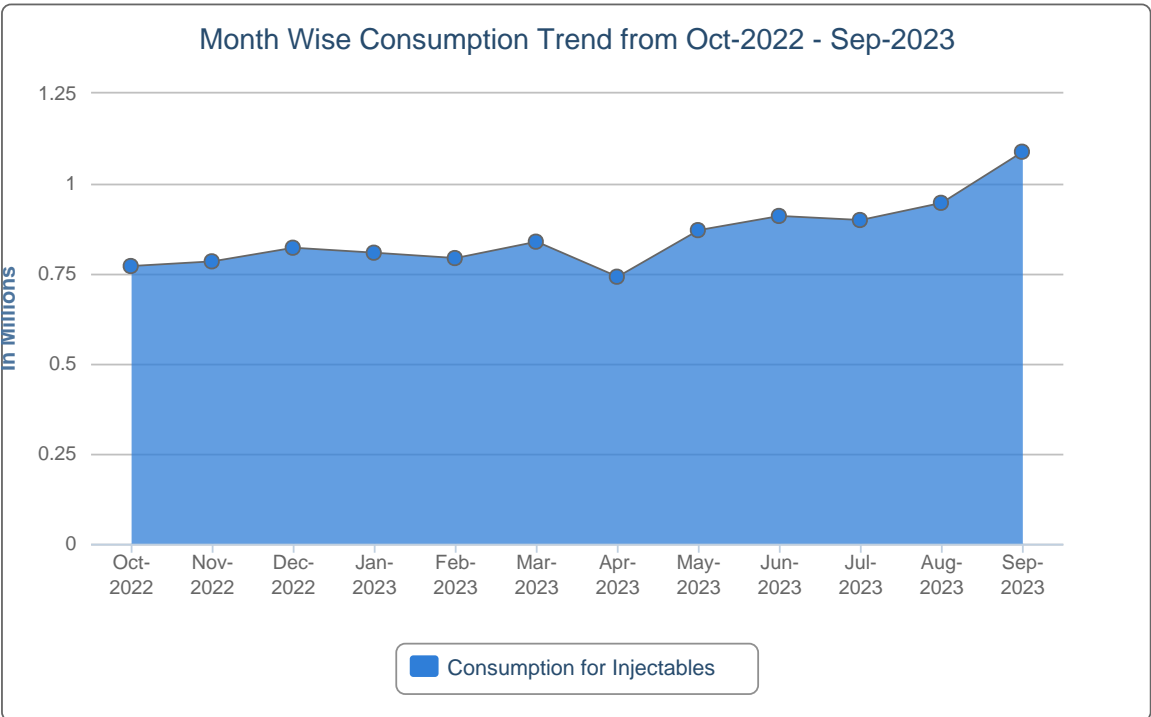
7(b).



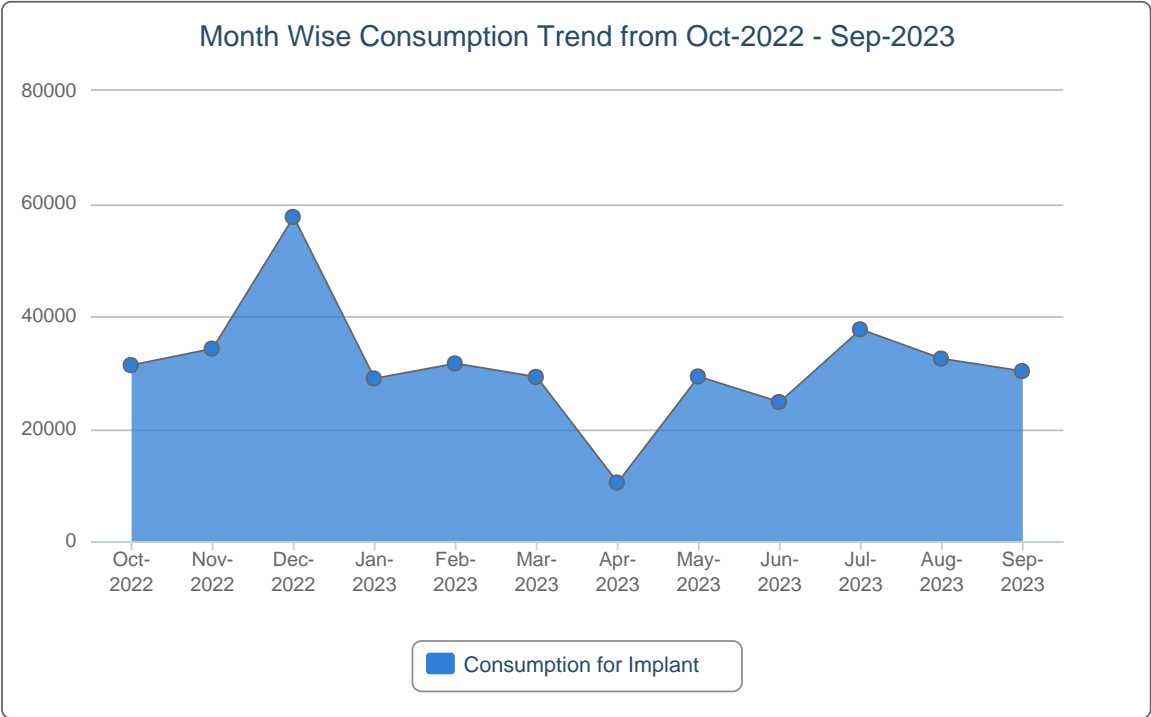
7(c).



7(d).



7(e).



## 8. Report on Upazila and Warehouse Having Stock Out in reported month

SL	Products Name	No of Stockout WH	% of Stockout WH	No of Stockout Upazila Store	% of Stockout Upazila Store	No of Stockout Upazila Field	% of Stockout Upazila Field
1	Condom	0	0%	10	2%	0	0%
2	Oral Pill (Total)	1	4%	7	1%	0	0%
3	IUD	0	0%	3	1%	0	0%
4	Injectables	0	0%	49	10%	4	1%
5	Implant (Total)	0	0%	-	-	0	0%

### List of Stock Out Warehouses

SL	Commodity	Warehouse	Phone
1	Oral Pill (Total)	Bandarban RWH	036162451

### List of StockOut Upazilas

SL	Commodity	Warehouse	District	Upazila	Phone
1	Condom	Chattogram RWH	Khagrachhari	Matiranga, Khagrachhari	01550606674
2	Condom	Cumilla RWH	Brahmanbaria	Bijoyagar, Brahmanbaria	01904404016
3	Condom	Cumilla RWH	Cumilla	Nangalkot, Cumilla	01958144858
4	Condom	Dhaka CWH	Dhaka	Dohar, Dhaka	01552351846
5	Condom	Jamalpur RWH	Jamalpur	Dewanganj, Jamalpur	01409023776
6	Condom	Jamalpur RWH	Jamalpur	Madarganj, Jamalpur	01317238204
7	Condom	Khulna RWH	Khulna	Dacope, Khulna	01716848205
8	Condom	Khulna RWH	Khulna	Koyra, Khulna	01913261896
9	Condom	Rangpur RWH	Gaibandha	Fulchhari, Gaibandha	01722376185
10	Condom	Tangail RWH	Tangail	Gopalpur, Tangail	01714622905
11	Oral Pill (Total)	Chattogram RWH	Chattogram	Rangunia, Chattogram	01958144914
12	Oral Pill (Total)	Chattogram RWH	Khagrachhari	Dighinala, Khagrachhari	01828825584
13	Oral Pill (Total)	Chattogram RWH	Khagrachhari	Matiranga, Khagrachhari	01550606674
14	Oral Pill (Total)	Chattogram RWH	Khagrachhari	Panchhari, Khagrachhari	01828825584
15	Oral Pill (Total)	Cumilla RWH	Cumilla	Cumilla Sadar Dakshin , Cumilla	01822004450
16	Oral Pill (Total)	Cumilla RWH	Cumilla	Laksam, Cumilla	01935440345
17	Oral Pill (Total)	Tangail RWH	Tangail	Gopalpur, Tangail	01714622905
18	IUD	Bogura RWH	Bogura	Nandigram, Bogura	01716434641
19	IUD	Faridpur RWH	Rajbari	Kalukhali, Rajbari	01736460989
20	IUD	Tangail RWH	Tangail	Basail, Tangail	01710543024
21	Injectables	Bandarban RWH	Bandarban	Naikhongchhari, Bandarban	01723298804
22	Injectables	Bandarban RWH	Bandarban	Ruma, Bandarban	01715546605

23	Injectables	Bogura RWH	Bogura	Sariakandi, Bogura	01727218992
24	Injectables	Bogura RWH	Naogaon	Mahadebpur, Naogaon	01764379999
25	Injectables	Bogura RWH	Naogaon	Raninagar, Naogaon	01712206841
26	Injectables	Bogura RWH	Naogaon	Sapahar, Naogaon	01714943290
27	Injectables	Chattogram RWH	Chattogram	Raozan, Chattogram	01716370167
28	Injectables	Chattogram RWH	Khagrachhari	Dighinala, Khagrachhari	01828825584
29	Injectables	Chattogram RWH	Khagrachhari	Manikchhari, Khagrachhari	01823973007
30	Injectables	Chattogram RWH	Khagrachhari	Matiranga, Khagrachhari	01550606674
31	Injectables	Cumilla RWH	Brahmanbaria	Banchharampur, Brahmanbaria	01711044067
32	Injectables	Cumilla RWH	Brahmanbaria	Nabinagar, Brahmanbaria	01711044067
33	Injectables	Cumilla RWH	Brahmanbaria	Nasirnagar, Brahmanbaria	01716120696
34	Injectables	Cumilla RWH	Brahmanbaria	Sarail, Brahmanbaria	01716120696
35	Injectables	Cumilla RWH	Cumilla	Burichang, Cumilla	01958144845
36	Injectables	Cumilla RWH	Cumilla	Cumilla Adarsha Sadar , Cumilla	01749474849
37	Injectables	Cumilla RWH	Cumilla	Cumilla Sadar Dakshin , Cumilla	01822004450
38	Injectables	Cumilla RWH	Cumilla	Laksam, Cumilla	01935440345
39	Injectables	Cumilla RWH	Cumilla	Lalmaj, Cumilla	01822004450
40	Injectables	Cumilla RWH	Cumilla	Nangalkot, Cumilla	01958144858
41	Injectables	Cumilla RWH	Cumilla	Titas, Cumilla	01749474849
42	Injectables	Dinajpur RWH	Dinajpur	Bochaganj, Dinajpur	01717875654
43	Injectables	Dinajpur RWH	Dinajpur	Parbatipur, Dinajpur	01717849725
44	Injectables	Faridpur RWH	Faridpur	Boalmari, Faridpur	01738089520
45	Injectables	Faridpur RWH	Faridpur	Nagarkanda, Faridpur	01711462446
46	Injectables	Faridpur RWH	Faridpur	Sadarpur, Faridpur	01912720341
47	Injectables	Faridpur RWH	Gopalganj	Kashiani, Gopalganj	01735482223
48	Injectables	Faridpur RWH	Rajbari	Kalukhali, Rajbari	01736460989
49	Injectables	Mymensingh RWH	Mymensingh	Haluaghat, Mymensingh	01720681827
50	Injectables	Noakhali RWH	Feni	Daganbhuiyan, Feni	01904404013
51	Injectables	Noakhali RWH	Feni	Sonagazi, Feni	01816485631
52	Injectables	Noakhali RWH	Lakshmipur	Ramganj, Lakshmipur	01714356406
53	Injectables	Noakhali RWH	Noakhali	Hatiya, Noakhali	01961252671
54	Injectables	Noakhali RWH	Noakhali	Kabirhat, Noakhali	01799055922
55	Injectables	Noakhali RWH	Noakhali	Noakhali Sadar, Noakhali	01710386838
56	Injectables	Noakhali RWH	Noakhali	Sonaimuri, Noakhali	01552401538
57	Injectables	Noakhali RWH	Noakhali	Subarnachar, Noakhali	01941441824
58	Injectables	Rangamati RWH	Rangamati	Baghaichhari, Rangamati	01638137516
59	Injectables	Rangamati RWH	Rangamati	Belai Chhari, Rangamati	01867998799



60	Injectables	Rangpur RWH	Lalmonirhat	Kaliganj, Lalmonirhat	01722360671
61	Injectables	Sylhet RWH	Maulvibazar	Barlekha, Maulvibazar	01715389142
62	Injectables	Sylhet RWH	Maulvibazar	Sreemangal, Maulvibazar	01780759536
63	Injectables	Sylhet RWH	Sunamganj	Bishwambarpur, Sunamganj	01967995239
64	Injectables	Sylhet RWH	Sunamganj	Dakshin Sunamganj, Sunamganj	01715171668
65	Injectables	Sylhet RWH	Sunamganj	Jagannathpur, Sunamganj	01904404299
66	Injectables	Sylhet RWH	Sunamganj	Jamalganj, Sunamganj	01758494748
67	Injectables	Sylhet RWH	Sunamganj	Tahirpur, Sunamganj	01729131872
68	Injectables	Sylhet RWH	Sylhet	Fenchuganj, Sylhet	01711392278
69	Injectables	Tangail RWH	Tangail	Basail, Tangail	01710543024
70	Injectables	Tangail RWH	Tangail	Bhuapur, Tangail	01737919355
71	Injectables	Tangail RWH	Tangail	Dhanbari, Tangail	01740985930
72	Injectables	Tangail RWH	Tangail	Nagarpur, Tangail	01764101273

“ছেলে হোক, মেয়ে হোক,  
দু’টি সন্তানই যথেষ্ট”

**Management Information System (MIS)**  
**Directorate General of Family Planning (DGFP)**  
6, Kawran Bazar, Dhaka- 1215  
Email: dirmis@dgfp.gov.bd, dirls@dgfp.gov.bd  
www.dgfp.gov.bd, www.scmpbd.org

*If you need more information, please visit at <https://www.scmpbd.org>*