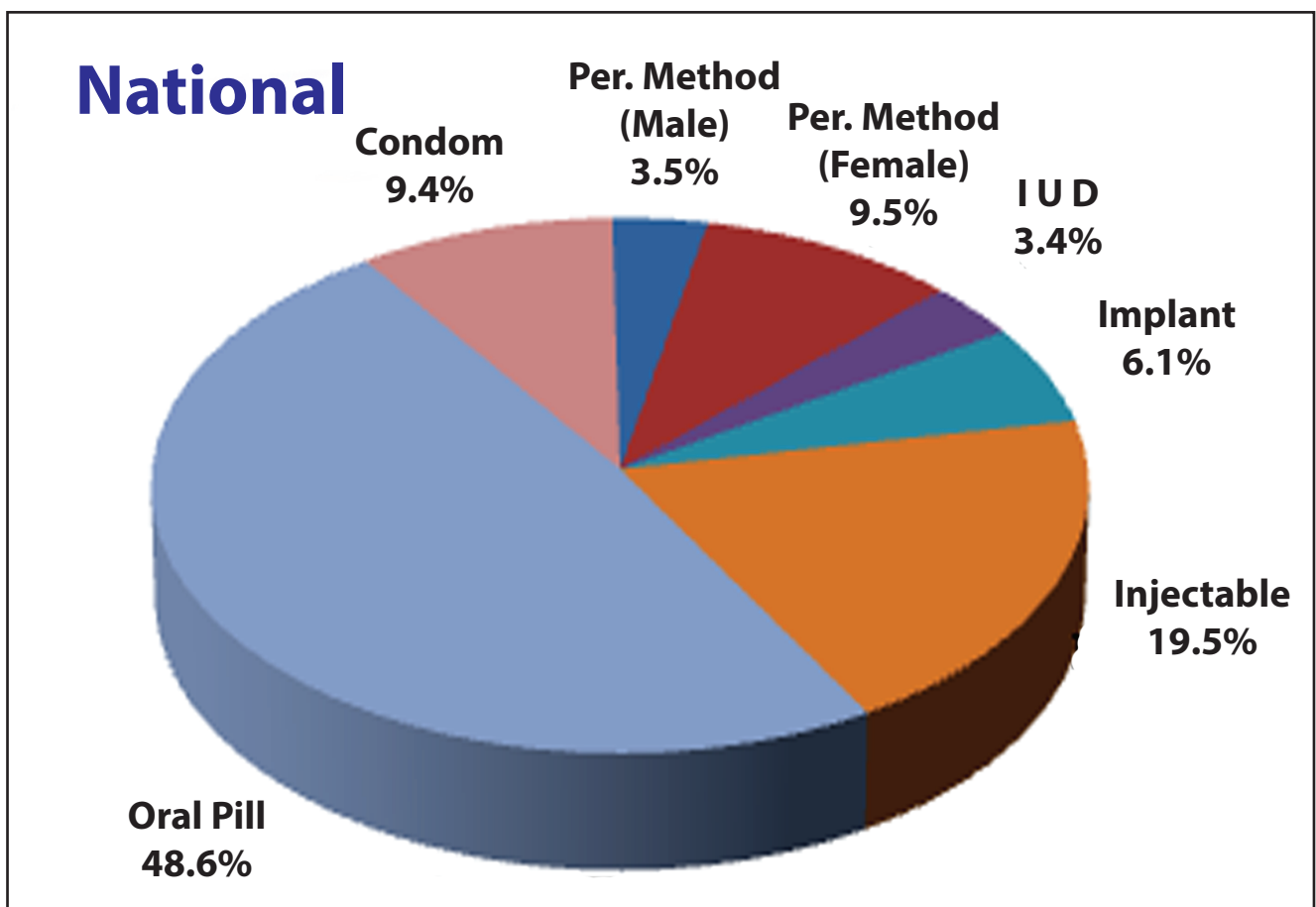


ছেলে হোক, মেয়ে হোক  
দু'টি সন্তানই যথেষ্ট

# MONTHLY REPORT ON FAMILY PLANNING, MATERNAL & CHILD HEALTH, REPRODUCTIVE HEALTH AND NUTRITION SERVICES December 2020

## Method-Mix for the month of December 2020



# Preface

I am very much delighted to publish the monthly report of December/2020 of Management Information System (MIS) of Directorate General of Family Planning (DGFP). This monthly report displays our continuous effort to preserve quality data which can be used as a major tool kit for better management and evidence based decision making. The report consists of several information on demographic data associated with family planning, maternal & child health, reproductive health and nutrition services across the country. The report is a regular monthly issue designed to incorporate monthly service statistical progress at district and upazila level.

MIS Unit of Directorate General of Family Planning consists of three sub systems namely Service Statistics (SS), Logistic Management Information System (LMIS) and Human Resource Information System (HRIS). In the year 2011, MIS Unit has developed web-based software to collect, collate and compile service statistics from field level. Online reporting is already an established system at upazila level and we have a plan to scale up e-MIS report at all administrative tiers across the country under 4<sup>th</sup> sector program.

It is important to mention that this monthly report provides mainly service statistics information received from field workers, service delivery points and NGOs. Generally, the objectives of MIS are to develop and strengthen reliable information management system. We are hopeful that this report will help the users at all levels to compare and analyze the latest information on family planning, maternal, child and adolescent health.

Finally, I convey my sincere thanks to the personnel of MIS Unit who have made diligent effort to prepare this report in time. I cordially request all the users of this monthly report to provide their valuable suggestions and feedback (if any) through the e-mail address ([dirmis@dgfp.gov.bd](mailto:dirmis@dgfp.gov.bd)) for its further improvement.

Khan Md. Rezaul Karim  
Joint Secretary, MEFWD

And

Director (MIS) & Line Director  
Directorate General of Family Planning

# Table of Contents

<b><u>Sl. No</u></b>	<b><u>Contents</u></b>	<b><u>Page #</u></b>
1.	At a glance of FP Performance for the month of November 2020 and December 2020.....	02
2.	At a glance of the MCH and Reproductive Health Services for the month November.'20 and December.'20...	03
3.	At a glance of the Nutrition services for the month of November 2020 and December 2020.....	04
4.	Introduction .....	05
5.	Family Planning Performance (CAR Related) .....	05
6.	MCH Performance .....	05
7.	Nutrition Programs of the Directorate General of Family Planning .....	06
8.	Highlights December 2020.....	06
9.	Table Analysis .....	07
10.	Remarks .....	09
11.	Clarification about some information .....	09
12.	Highest and Lowest Performing districts in clinical methods .....	10
13.	National Projection, Performance and Achievement Rate of Contraceptive Methods .....	11
14.	List of Division according to descending order of Achievement Rate against their projections of Clinical Methods for the period June 2020 to December 2020.....	11
15.	List of 3(three) districts achieved the highest Achievement Rate of Clinical Methods against their Projections for the period June 2020 to December 2020.....	11
16.	List of 3(three) districts achieved the lowest Achievement Rate of Clinical Methods against their Projections for the period June'20 to December'20	11
17.	Comparative Statement of contraceptives performance for the period between July 19 to Nov 19 and July 20 to December 20.....	12
18.	Performance & Distribution of Contraceptives by Method for the month of November20 to December20	12
19.	Contribution of Government, NGOs and Multisectors in respect of Contraceptive Performance during December 2020.....	12
20.	Division wise and NGOs and Multisectors wise Contraceptive Performance for the month of December	13
21.	District wise Projection, Performance and Achievement Rate of Permanent and Long Acting Methods	17
22.	District wise Projection, Performance and Achievement Rate of Short Acting Methods .....	19
23.	Method wise Users (Normal & Postpartum as Old, New, Dropout, Postpartum Expire)and CAR by District at the end of December 2020.....	21
24.	Number of New and Total Acceptors up to the end of November 2020 and December 2020.....	33
25.	CAR (%) by Division up to the end of November 2020 and December 2020.....	33
26.	District by Range of CAR up to the end of December 2020 .....	34
27.	District by Range of CAR up to the end of December 2020.....	34
28.	List of Upaziala achieved CAR >70% up to the end of December 2020 .....	35
29.	List of Upaziala achieved CAR 60-70% up to the end of December 2020 .....	38
30.	Method wise numbers of Dropout and Switch Over by Division up to the end of November'20 and December'20	39
31.	Contraceptive acceptors and acceptance Rate by Division up to the end of November'20 and December'20....	39
32.	Status of Contraceptive Method-Mix based on CAR at the end of the month of December 2020.	39
33.	Pie-Chart of Method-Mix for the month of December 2020 .....	40
34.	Performance by type of MCH services for the month of November'20 and December'20	41
35.	Performance by type of Nutrition services for the month of November'20 and December'20.....	42
36.	Summary of the Couples and Acceptors by Month since December 2020...	43
37.	Performance of RH-EOC of MCWCs, MCHTI & MFSTC for the month of December 2020.....	45
38.	City Corporation wise Contraceptive Acceptors and Acceptance Rate(CAR) (Partial) at the end of the month of December 2020.....	47

## At a glance of the FP Performance for the Month of November 2020 and December 2020

Indicators	November	December
Numbers of Total Eligible Couple (Including Part of the city Corporation)	27637609	27659104
Numbers of Total Acceptors (Including Part of the city Corporation)	21681258	21720881
CAR(%) (Contraceptive Acceptance Rate)	78.45	78.53
<b>Method specific acceptors (Cumulative) :</b>		
Permanent Method (Male) Postpartum	3236	3315
Permanent Method (Male)	744633	744701
Permanent Method (Female) Postpartum	74990	76508
Permanent Method (Female)	2071707	2074641
Permanent Method (Total)	2816340	2819342
IUD (Postpartum Users)	29052	30092
IUD (Total Users)	731297	737088
Implant (Postpartum Users)	75402	78844
Implant (Total Users)	1366309	1381449
Injectable (Postpartum Acceptors)	175564	177366
Injectable (Total Acceptors)	4206999	4212548
Oral Pill (Postpartum Acceptors)	549933	552830
Oral Pill (Total Acceptors)	10514365	10521769
Condom (Postpartum Acceptors)	155448	156735
Condom (Total Acceptors)	2045948	2048685
<b>Method specific new acceptors :</b>		
Permanent Method (Male)	1167	1326
Permanent Method (Female)	6846	6996
Permanent Method (Total)	8013	8322
IUD (New Users)	6854	11543
Implant (New Users)	27230	33043
Injectable (New Acceptors)	55481	58900
Oral Pill (New Acceptors)	114563	117687
Condom (New Acceptors)	42342	45672
Number of Districts reported	64	64
Number of Upazilas reported	490	490
<b>Range of CAR (%)</b>	<b>No. of Districts</b>	
	<b>November</b>	<b>December</b>
00-59	0	0
60-69	0	0
70 & above	63	64
<b>Contraceptive performance and distribution by methods (Absolute Performance) :</b>		
Permanent Method (Male - cases)	2260	2415
Permanent Method (Female - cases)	7389	8353
Permanent Method (Total - cases)	9649	10768
IUD (Nos.)	11367	19051
Implant (Nos.)	34978	45206
Injectable (Doses)	778810	806026
Oral Pill (Cycles)	5493799	5280647
Condom (Pieces)	8259904	8186689

## At a glance of the MCH and Reproductive Health Services for the Month of November 2020 and December 2020

Services		November. '20	December '20
Number of Pregnant Women		929937	902658
Number of High Risk/Complicated Pregnant Mother		5098	5237
Antenatal Care	1st visit (Within 4 Month)	171590	147449
	2nd visit (within 6 Month)	128120	117612
	3rd visit (within 8 Month)	102696	99097
	4th visit (within 9 Month)	86579	84188
<b>Institutional Delivery</b> (MCHTI, MFSTC, FWVTI-Raj, MCWC, UHC, UH&FWC & NGO Clinics)	Normal	48506	48861
	C-section	42605	42767
	Total Delivery	91111	91628
<b>Non-institutional Delivery</b>	At Home by Trained Persons	33990	34924
	At Home by Non-Trained Persons	11556	11854
	Total Delivery	45546	46778
<b>*Total Live Births</b>		111605	112692
<b>Postnatal Care</b>	PNC-1 (within 24 Hour)	42448	41134
	PNC-2 (within 2-3 day)	35902	35750
	PNC-3 (within 7-4 day)	39645	38878
	PNC-4 (within 42-48 day)	47620	46877
Postnatal care by trained person till two days in Home Delivery		5634	5256
No. of uses 7.1% chlorhexidine digluconate for umbilical cord care		35786	35798
TT for Woman (5-49)	1st dose	148355	96843
	2nd dose	112066	94812
	3rd dose	103860	89730
	4th dose	103705	87667
	5th dose	100485	86484
Immunization	BCG	137847	124757
	PCV 1	154578	129200
	PCV 2	146360	125040
	PCV 3	144216	121343
	MR Vaccine 1st Dose	124652	119330
	MR Vaccine 2nd Dose	117757	111735
Number of ECP acceptors		8781	8025
Number of MR done ( Both Govt. & NGOs)		1190	1309
General Treatment		2532150	2385108
Still Births ( including MCHTI, MFSTC & FWVTI-Raj)		332	192
<b>Death</b>	Neonatal death (0-28 days)	345	357
	Infant Death (29Days to below 1Year)	119	86
	Child Death (1 - <5 year)	10	20
	Maternal Death	67	58
	Other Death	25727	28444
	Total	26259	28965
No. of Health Education in UH&FWC		7910	5530

\* Live births conducted at Govt. MCH, DH, MCWC, UHC, UH&FWC, NGOs & Home. The information is collected by FWA through field visit.

**At a glance of the Nutrition services for the Month of  
November 2020 and December 2020**

Services		Performance	
		November.'20	December.'20
Nutrition Services for Pregnant Women, 0-59 months aged child and Mother	Counseling on IYCF, IFA, Vitamin-A and Hand washinh	708880	664753
	Number of mother Received IFA & Calcium Tablet	156868	178086
	Received MNP Sachet (6-23 months)	16980	16348
	Exclusive Breast feeding up to 6 months	168188	165849
	Complimentary feeding after 6 months	184890	180529
	Feeding Tablet Vitamin A (6-59months Child)	7529	5760
	Received Tablet anti-helminthics (24-59months Child)	47967	50212
	Feeding Zink pill with ORS suffering form diarrhoea	6012	3535
	Identifying Suffering from MAM	7909	7124
	Suffering from SAM & Referred	2572	1927
	Identifying Child Stunting	3376	3235
	Identifying Child Wasting	3277	3173
	Identifying Child Under weight	4552	4170

## SUMMARY

### Introduction

Bangladesh is divided into eight administrative divisions: Dhaka, Chattogram, Rajshahi, Khulna, Barishal, Sylhet, Rangpur and Mymensingh. Each division is divided into several districts and each district into several upazilas. Each urban area in an upazila is divided into wards. Upazilas are divided into Union Parishads (UPs) and Poursavas. These divisions allow the country as a whole to be separated into rural and urban areas. Management Information System (MIS) has been operational under the Directorate General of Family Planning (DGFP) for a long time. The report of the Contraceptive Performance, MCH, Reproductive Health and Nutrition services is used to be published each month from MIS Unit on the basis of Service Statistics received from the field workers, service delivery clinics and NGOs. Erstwhile Family Welfare Register, however, is the principal source of performance statistics. This report is prepared on the basis of FWA Registers (9th Edition) and Clinic Report. Most of the FWAs visit their working area once in every two months. It is a continuous process. FWA register is modified/updated in every three years.

There is a reporting system to collect the information from the field. MIS Reporting Form-1 is filled up by the FWAs and submitted the same to FPIs. FPI fills up the MIS reporting Form-2 by compiling of all the FWAs (MIS Form-1) report and submits to UFPO office. MIS reporting Form-3 (clinical) is filled up by MO (clinic)/ (MCH-FP)/ (FW)/SACMO/ FWV and is submitted to UFPO office. NGOs of the respective area submit their report to UFPO office through MIS reporting Form-2 and 3 as their requirement. All the reporting Form-2 and 3 are compiled by UFPO office and filled up reporting Form-4 (union wise) and is entered in online web based software (SS). District FP Office reviews and submits that report. It provides information of contraceptive use status of eligible couples and different types of MCH, Reproductive Health and Nutrition services. MIS performance report is primarily used by different level of program managers and supervisors engaged in implementing the Family Planning, MCH, RH and Nutrition program in the country. Besides, different policy makers, decision makers, donor agencies, Development Partners, researchers and other users also use this report.

### Family Planning Performance (CAR related):

Performance reports of December 2020 have been received from all the 64 districts of the country. During the month of December 2020 total numbers of eligible couple were found to be as 27659104 against 27637609 in the previous month. Performances of NGOs are also included in the report as reported by the Upazila Offices. A total of acceptors are 21720881 reported in the month of December'20 as against 21681528 in November'20. The Contraceptive Acceptance Rate (CAR) achieved at the end of the reporting month for six modern methods (Permanent Method, IUD, Implant, Injectable, Oral Pill and Condom) is 78.53% which was 78.45% in November'20. Method Specific Acceptors (Cumulative), Method Specific New Acceptors and Contraceptive distribution by Methods are shown in the summary sheet. It November be noted that the contraceptive acceptance rate is an estimate, based on the client contact and the status of contraceptive acceptance as reported by the field workers based on the entries made in the FWA register. The Contraceptive Prevalence Rate (CPR), on the other hand, is based on periodic surveys that are made on precise statistical procedures.

The acceptance rate is a tentative rate and varies from month to month because of reporting status and coverage. This rate is usually higher than the Contraceptive Prevalence Rate (CPR). CAR is generally used to monitor as a management tool 'on-going' program performance in the country. It is not so much used to evaluate the program impact or goals, which is done by periodical scientific surveys.



## **MCH Performance:**

In the month of December'20, 902658 pregnant women have been registered. Total number of 5,237 pregnant women referred to hospital for their complications. Total no. 4633 patient received services for RTI/STI. Dose-wise TT for Women (15-49 yrs.) and OPV & Pentavalent vaccines were shown in the summary sheet. BCG vaccines were given to 137847 infants during December'20. Visit-wise Antenatal Care is also shown in the summary sheet both of November 2020 and December 2020. Postnatal Care is shown in the summary sheet both November 2020 and December 2020. Number of delivery conducted by the clinics is 91628. Total numbers of delivery at home 34924 by trained personnel and 11854 by non-trained personnel. Still Birth is recorded 192 in December'20 and in the previous month it was 332. Neo-natal deaths (0-28 days) & Infant deaths (29 days-<1yr.) are recorded to be 357 and 86 in the month of December'20 where these were 345 and 119 in November'20 respectively. A total of 20 child-deaths (1-<5 yrs.) have been reported in the month of December'20 as against 10 in November. Maternal deaths were reported 58 during the month of December'20 which was 67 in November'20. The other deaths were reported 28444 in December'20 but in November'20 the number of such deaths was 25727. General treatments were rendered to 2385108 and 2532150 patients in the month of December'20 and November'20 respectively. In December'20 number of ECP acceptors was 8025 but in November'20 it was 8781. MR done in the reporting month is 1309 but in November'20 it was 1190. Performance of MCHTI, MFSTC, MCWCs and FWVTI-Rajshahi is also included in the report.

## **Nutrition Programs of the Directorate General of Family Planning**

Country wide nutrition service is going on through National Nutrition Services (NNS) Operational Plan of DGHS under Health Services Division of MOHFW. DGFP is also playing vital role for implementation of nutrition services whole over the country and is rendering nutrition services at field level where activities like MCH services, Adolescent and Family Planning Program is going on. By this time coordination with IPHN and cooperation with "Global Alliance for Improved Nutrition (GAIN), UNICEF and Alive & Thrive" comprehensive nutrition services are running in 91 upazillas of 11 districts through MCH Services Unit of DGFP.

### **Highlights December 2020**

- a) National Contraceptive Acceptance Rate (CAR) based on visited eligible Couples 27659104 is found to be 78.53%. Rajshahi division has achieved the highest acceptance rate 81.22%, followed by Rangpur division 79.99%. The CAR is found to be 80.02% achieved in Khulna division. The Contraceptive Acceptance Rate has been found to be rather low in Mymensingh 79.34%, Barishal 79.23%, Sylhet 77.4%, Dhaka 77.52% and Chattogram 75.4%.

The highest numbers of Acceptors 4220701 have been reported from Dhaka division followed by 3868350 in Chattogram division, Rajshahi division reported 3448308 acceptors. Acceptors size is however, found much smaller in Rangpur, Khulna, Mymensingh and Sylhet which are 2911944, 2788672, 1817921 and 1351656 respectively and in Barishal division it is 1313329.

- b) Out of 64 reporting districts, all districts have reported contraceptive acceptance rate of 70 percent and above, no district has reported CAR of 60 - 69 percent and no district has reported CAR of < 59 percent.
- c) Out of 490 Upazilas 485 Upazilas have reported CAR at the level >70% and 5 Upazilas have reported CAR level 50-70 percent.

According to the performance of the reporting month (December,20) Joypurhat district recorded the highest achievement rate 182.2%. Khutia district has got the 2nd place with 143.0% and Jhenaidaha district has secured the 3rd position with 129.9% of permanent method. Sherpur district has achieved first position with achievement rate 296.2%; Rajbari district has got the 2nd position with achievement rate 207.9% and Faridpur district has recorded the 3rd position with achievement rate 182.3% in IUD. In Implant Faridpur district has recorded the highest achievement rate with 268.2%, Sherpur district has placed in 2nd position with achievement rate 233.1% and Jashore district has got the 3rd position with achievement rate 231.4%. In Injectable Bhola district has recorded the highest achievement rate with 117.1%. In Oral Pill Sherpur District has recorded the highest achievement rate with 218.5% and Sherpur district has recorded the highest achievement rate 93.3% in Condom.



- d) MFSTC, Dhaka has performed highest 357 Caesarian Operations, MFSTC, Dhaka has performed highest 657 of total deliveries. MCHTI, Dhaka has performed 318, Gibandha, MCWC has performed 218 in the reporting month December'20.
- e) (Table 21) In December National Nutrition services information collected by FP workers are as follows: Number of 178086 mothers received IFA, No. of 165849 babies (up to 6 months) exclusive breast feeding and No. Of 180529 children (6-23 months) feeding complementary foods. No. of 7124 children suffering from MAM and 1927 suffering from SAM and referred. No. of Children Stunting, wasting and underweight are 3235, 3173 and 4170 respectively.
- f) SMC has reported distribution of 321449 vials Injectable, 2340106 cycles of Oral Pill and 26342928 pieces of Condom in December'20.

## Table Analysis:

**Table 1:** Shows contraceptive performance and Achievement Rate in respect of Permanent, Long Acting and Short Acting methods for the reporting month (December'20) and reporting period (July'20 to December'20) against their respective projections. In the reporting month the achievement rates of Permanent method (Male) 36.2%, Permanent method (Female) 83.1% and Permanent method (Total) 64.4%, IUD 90.2%, Implant 120.4%, Injectable 46.5%, Oral Pill 39.6% and Condom 34.2%. From July'20 to December'20 the achievement rates of Permanent method (Male) 27.5%, Permanent method (Female) 68.4% and Permanent method (Total) 52.1%, IUD 56.4%, Implant 84.1%, Injectable 45.4%, Oral Pill 41.9% and Condom 33.7%.

**Table 2:** Shows the divisions according to descending order of achievement rate against their projection of Permanent and Long Acting methods for the period July'19 to December'20.

**Table 3:** Showing the 3(three) districts which achieved the highest achievement rate against Permanent and Long Acting methods of their projections for the period July'20 to December'20.

**Table 4:** Shows 3(three) districts which achieved the lowest achievement rate of Permanent and Long Acting methods against their projections for the period July'20 to December'20.

**Table 5:** Comparative statement of contraceptive performance against their projection between the period July'19 to December'19 and July'20 to December'20. The Achievement Rate of Permanent Method (Male) was 52.8% in the period of July'19 to December'19 but it shows the lower rate 27.5% in the current period. So it is decrease 25.3% than that of July'19 to December'19. Permanent Method (Female) was 81.6% in the period July'19 to December'19 but it shows the lower rate 68.4% in the current period. So it is 13.2% decrease than that of July'19 to December'19. Permanent Method (Total) was 70.1% in the period July'19 to December'19, but it shows the lower rate 52.1% in the current period. So it is 18.0% decrease than that of July'19 to December'19. IUD achieved the 80.4% in the reporting period July'19 to December'19 but it shows the lower rate 56.4% in the current period. So it is 24.0% decrease than that of July'19 to December'19. Implant achieved the 111.1% in the reporting period July'19 to December'19 but it shows the lower rate 84.1% in the current period. So it is 27.0% decrease than that of July'19 to December'19. Injectable achieved the 51.6% in the reporting period July'19 to December'19 but in the current period it shows 45.1%. So Injectable is decrease 6.5% than that of July'19 to December'19. Oral Pill achieved the 50.3% in the reporting period July'19 to December'19 but in the current period (July'20 to December'20) it shows 41.6%. In case of Oral Pill 8.7% decrease than that of July'19 to December'19. In case of Condom it achieved 39.5% in the reporting period July'19 to December'19 but in the current period (November'20 to December'20) it shows 33.5%, which is 6.0% increase than that of July'19 to December'19.

**Table 6:** Comparative status of performance and distribution of contraceptive by methods for the month of November'20 and December'20 based on field worker's report. In comparison with that of previous month Permanent Method (male) 6.9%, Permanent Method (Female) 13.0%, Overall Permanent Method (Total) 11.6%, IUD 67.6%, Implant 29.2%, Injectable 3.5% Oral Pill 3.9% and Condom 0.9%.

**Table 7:** Shows the share of Government and NGOs and Multisectors by methods in the overall National performance. Government sector has contributed 56.1% in Permanent Method (Male), 87.6% in Permanent Method (Female), 80.6% in Permanent Method (Total), 89.9% in IUD, 92.3% in Implant, 84.2% in Injectable, 90.6% in Oral Pill and 81.0% in Condom in the reporting month December'20. On the other hand NGOs and Multisectors have contributed 43.9% in Permanent Method (Male), 12.4% in Permanent Method (Female), 19.4% in Permanent Method (Total), in IUD 10.1%, in Implant 7.7%, in Injectable 15.8%, in Oral Pill 9.4% and in Condom 19.0% in the reporting month December'20.

**Table 8:** Division wise and NGOs & Multisectoral wise Contraceptive Performance for the month of December'20 are shown in this table. BAVS of Dhaka Division is in the highest position, BAVS of Chittagong Division is in the next and BAVS of Rajshahi Division is in the 3rd position in Permanent method. By NGOs and Multisectorals performance of Total Permanent methods are 2094 in the reporting month, in which Males are 1060 and Females are 1034. Total IUD and Implant 1924 and 3481 are inserted in the reporting month December'20. Injectable 127652 vials, Oral Pill 497456 cycles and 1554087 of Condom are distributed by NGOs and Multisectorals in the reporting month.

**Table 9:** Shows the projection, performance and achievement rates of Permanent and Long Acting methods in the reporting month December'20 and in the reporting period July'20 to December'20. In the reporting month Joipurhat district has achieved the highest achievement rate of 182.2% and Kustia district is the next highest with 143.0% in Permanent Method. In the reporting month Sherpur district has achieved the highest achievement rate of 296.2% and Rajbari district is the next highest with 207.9% in IUD. In the reporting month Faridpur district has achieved the highest achievement rate of 268.2% in Implant and Sherpur district has achieved the next second highest achievement rate with 233.1%. On the other hand, in the reporting period July'20 to December'20 Joipurhat district has achieved the highest achievement rate of 111.1% in Permanent Method, Sherpur district has achieved the highest achievement rate of 185.7% in IUD and Sherpur district has achieved the highest achievement rate of 162.9% in Implant.

**Table 10:** Shows the projection, performance and achievement rates of Short Acting methods in the reporting month December'20 and in the reporting period July'20 to December'20. In the reporting month Bhola district has achieved the highest achievement rate of 117.1% and Sherpur district is the next highest with 115.3% in Injectable method. Sherpur district has achieved the highest achievement rate of 118.5% in Oral Pill. Sherpur district has achieved the highest achievement rate of 93.3% in Condom. From July'20 to December'20 Bhola district has achieved the highest achievement rate of 115.5% and Sherpur district is the next highest with 111.6% in Injectable, Sherpur district has achieved the highest achievement rate of 195.9% in Oral Pill and Sherpur district has achieved the highest achievement rate of 94.0% in Condom.

**Table 11:** This table shows the Old acceptors, new acceptors and dropout (No method & switch over) cases by districts in the reporting month (December'2020). This table is prepared on the basis of CAR report.

**Table 12:** This table shows the new and total acceptors of the current month in comparison with that of the previous month. The new acceptors of all the methods-, Permanent Method (Male), Permanent Method (Total) have shown decreasing trend but Permanent Method (Female) IUD Injectable, Oral Pill Condom and Implant have shown increasing trend. New acceptors are shown depending on the field workers report which collects from their visiting areas. In case of total acceptors Permanent Method (Male), Permanent Method (Female), Permanent Method (Total) IUD, Implant, Injectable, Oral Pill and Condom have shown increasing trend.

**Table 13:** This table shows that Rajshahi division had recorded the highest CAR of 81.22%, next Rangpur division 79.99%, Khulna division 80.02%, Mymensingh division 79.34%, Barishal division 79.23%, Sylhet division 77.52%, Dhaka division 77.23% and Chattogram division 75.40% in the reporting month December'20. Graph-1 shows the division wise CAR for the current month and graph-2 shows the division wise CAR for the current month in comparison with that of previous month.

**Table 14:** Shows that 64 districts have achieved CAR level of 70.0% and above where no district has achieved CAR between 60%-69% and no district has achieved CAR between 0-59% in the reporting month December'20. The graph also shows the same in comparison with previous month.

**Table 15:**List of 485 upazilas among the 490, which have achieved CAR >70.0% in the reporting month.

**Table 16:**List of 5 upazilas which have achieved CAR 60-70% in the reporting month. Graph shows that 485 upazilas out of 490 have achieved CAR level >70%, 4 upazilas have achieved CAR level 60%-70% and 1 upazila has achieved CAR level <60% in the current month. There is graphical presentation is also showing both of November'20 and December'20.

**Table 17:**Shows the dropout and switch over by method and by division for the month of December,20.

**Table 18:**This table shows the Division-wise comparison of Couples, Contraceptive Acceptors and the Acceptance Rate up to the end of December'20. In the reporting month the highest number of Eligible Couples have been reported from Dhaka division which is 5465244, 2nd highest is Chattogram division which is 5130406, then Rajshahi, Rangpur, Khulna, Mymensingh, Sylhet and Barishal division, which are 4245599, 3640429, 3484762, 2291426, 1743618 and 1657620 respectively. In case of acceptors Dhaka division has been reported the highest number of acceptors which is 4220701 followed by Chattogram division 3868350, Rajshahi division 3448308, Rangpur division 2911944, Khulna division 2788672, Mymensingh division 1817921, Sylhet division 1351656 and Barishal division 1313329.

**Table 19:**This table shows the contraceptive method mix by division for the month of December'20. Rangpur division has contributed the highest rate in Permanent Method with 15.00% among the other divisions. Khulna division has contributed 14.81%, then Rajshahi division 13.82% and then Dhaka division 12.64%. Chattogram division has recorded 4.70% in IUD which is the highest among the other divisions followed by Barishal with 3.84% and Dhaka division 3.69%. Barishal division has contributed the highest rate in Implant with 7.83% followed by Chattogram division with 7.06%. Rangpur division has also contributed the highest rate in Injectable with 21.49% then Chattogram division 20.81% and then Khulna division 20.02 in CAR method mix among all the divisions. Mymensingh division has recorded the highest rate in Oral Pill with 55.59% followed by Dhaka division 49.38 %, Rangpur division 49.08% and Rajshahi division 48.41%. Dhaka division has recorded the highest rate in Condom with 11.71% followed by Rajshahi division 11.69% and Khulna division 11.17% in CAR method mix among all the divisions.

**Pie Charts are showing the national and division wise Method-Mix for the month of December'20.**

**Table 20:**This table shows the performance of MCH and Reproductive Health Services during the month of November'20 and December'20.

**Table 21:**This table shows the performance of Nutrition Services for the month November'20 and December'20 collected by family planning workers.

**Annex A:**Annex- A shows comparative summary key performances since June 2020 to December'20.

**Annex B:**Performance of RH-EOC of MCWC including MCHTI, MFSTC and FWVTI-Raj for the month of December'20.

**Annex C:**City Corporation wise Contraceptive Acceptors and Acceptance Rate(CAR) (Partial) at the end of the month of December'20.

**Remarks:**The achievement of Rangpur division, Chattogram division Dhaka division and Sylhet Division are good against their projection in permanent method, IUD and Implant respectively in the reporting month in comparison with that of other divisions.

## **Clarification about the information of summary sheet, table-2 and table-3:**

### **Method Specific Acceptors:**

In the summary sheet, Method Specific Acceptors is shown based on the field workers' (FWA) visit of the reporting month and also the previous month. These are the cumulative figure which includes previous month's acceptors and reporting month's new acceptors collected by the field workers within their working areas.

### **Contraceptive distribution by Method:**

In the summary sheet, Contraceptive Performance by Method is prepared based on the performance and distribution of the reporting month. These figures are actual performance of the reporting month which is not comparable with the information written in method specific acceptors.

### **Table- 9, Table-10 and Table-11**

Performance shown in the table-9 and 10 is the actual performance of the respective month but the new acceptors shown in the table-11 December not be the performance done in the same month. It December happen that the new acceptors accepted method in the previous month but field workers had shown that case in the next month due to their rounding schedule. So the performance of table-9, table-10 will not be the comparable with the new acceptor of table-11.

### **Clarification about the information of MCH and Reproductive Health Services:**

- Information shown against 'delivery' which were done in MCHTI, MFSTC, MCWCs, UHCs & UH&FWCs is collected through the MIS reporting Form-3. This record is only for DGFP concerned facilities. Deliveries conducted in District Hospitals, Medical Colleges, Private Clinics and performances in the City Corporation (partial) are not included.
- Information shown against the 'live births' conducted at Govt. MCH, DH, MCWC, UHC, UH&FWC, NGOs & Homes is collected by FWAs through field visit. Field workers visit their units monthly and they submit their reports in every month.

## Highest and Lowest performing districts in clinical methods

### Highest performing 3(three) districts in the Month of December '20

Permanent Method					IUD					Implant				
District	Total E. Couple	Monthly Projec.	Ach. In Reporting Month	Ach. Rate (%)	District	Total E. Couple	Monthly Projec.	Ach. In Reporting Month	Ach. Rate (%)	District	Total E. Couple	Monthly Projec.	Ach. In Reporting Month	Ach. Rate (%)
Joipurhat	213710	85	155	182.2	Sherpur	322274	163	483	296.2	Faridpur	398266	509	1364	268.2
Kushtia	592246	166	237	143.0	Rajbari	234783	84	175	207.9	Sherpur	322274	486	1133	233.1
Jhenaidaha	394875	165	214	129.9	Faridpur	398266	184	336	182.3	Jashore	616859	302	698	231.4

**Congratulations:** We congratulate the districts for their better performance in clinical methods against projections. We hope the officers and staffs who are involved with the activities will continue their better performance in future.

### Lowest performing 3(three) districts in the Month of December '20

Permanent Method					IUD					Implant				
District	Total E. Couple	Monthly Projec.	Ach. In Reporting Month	Ach. Rate (%)	District	Total E. Couple	Monthly Projec.	Ach. In Reporting Month	Ach. Rate (%)	District	Total E. Couple	Monthly Projec.	Ach. In Reporting Month	Ach. Rate (%)
Khagrachhari	114872	200	2	1.0	Narayanganj	537746	31	243	27.6	Laxmipur	15037	718	340	47.3
Rangamati	101085	121	4	3.3	Rajshahi	75879	47	156	30.9	Chapai Nawabganj	379048	293	172	58.6
Habiganj	396241	532	86	16.2	Jamalpur	27293	73	141	38.1	Lalmonirhat	282066	709	443	62.5

**Unsatisfactory Performance:** We are sorry for their unsatisfactory low performance in clinical methods against projections. We hope the officers and staffs are involved with the activities will try to overcome from this type of un-satisfactory performance in future.

**Table-1: National Projection, Performance and Achievement Rate of Contraceptive Methods**

Methods	Yearly Projection (2020-21)	Reporting Month		July'20 to December'20	
		Performance (in CYP)	Achi. Rate (%)	Performance (in CYP)	Achi. Rate(%)
Permanent Method (Male)	80000	2415	36.2	10987	27.5
Permanent Method (Female)	120595	8353	83.1	41218	68.4
Permanent Method (Total)	200595	10768	64.4	52205	52.1
IUD	253414	19051	90.2	71506	56.4
Implant	450448	45206	120.4	189387	84.1
Injectables	5197836	201507	46.5	1180016	45.4
Oral Pill	10669243	352043	39.6	2235403	41.9
Condom	1914992	54578	34.2	322891	33.7

**Table-2: List of Divisions according to descending order of Achievement Rate against their projections of Clinical Methods for the period July 2020 to December 2020**

Sl. No.	Permanent Method (Cases)				IUD (Cases)				Implant (Cases)			
	Division	Yearly Projection	Performance	Achi. Rate (%)	Division	Yearly Projection	Performance	Achi. Rate (%)	Division	Yearly Projection	Performance	Achi. Rate (%)
1	Khulna	18401	6053	65.8	Chattogram	49702	19579	78.8	Khulna	41140	19389	94.3
2	Rangpur	21836	6892	63.1	Khulna	18928	5889	62.2	Dhaka	88517	39504	89.3
3	Rajshahi	22552	6603	58.6	Dhaka	58112	17891	61.6	Barishal	31775	13653	85.9
4	Dhaka	56528	16118	57.0	Rangpur	34481	8777	50.9	Chattogram	85432	35904	84.1
5	Chattogram	35641	8355	46.9	Rajshahi	32865	8328	50.7	Rangpur	70256	28985	82.5
6	Barishal	13432	2743	40.8	Barishal	19061	4351	45.7	Sylhet	30496	12477	81.8
7	Mymensingh	13790	2504	36.3	Sylhet	16118	3257	40.4	Rajshahi	64710	25685	79.4
8	Sylhet	18415	2937	31.9	Mymensingh	24147	3434	28.4	Mymensingh	38122	13790	72.3

**Table-3: List of 3 (Three) Districts achieved the highest Achievement Rate of Clinical Method against their projections for the period July 2020 to December 2020**

Sl. No.	Permanent Method (Cases)				IUD (Cases)				Implant (Cases)			
	District	Yearly Projection	Performance	Achi. Rate (%)	District	Yearly Projection	Performance	Achi. Rate (%)	District	Yearly Projection	Performance	Achi. Rate (%)
1.	Dinajpur	3851	1573	98.0	Sherpur	1957	1334	163.6	Sherpur	5832	3616	148.8
2.	Joipurhat	1021	412	96.8	Rajbari	1010	676	160.6	Faridpur	6103	3495	137.4
3.	Jhenaidaha	1977	738	89.6	Faridpur	2212	1111	120.5	Pirojpur	3187	1587	119.5

**Table-4: List of 3 (Three) Districts achieved the lowest Achievement Rate of Clinical Methods against their projections for the period July 2020 to December 2020**

Sl. No.	Permanent Method (Cases)				IUD (Cases)				Implant (Cases)			
	District	Yearly Projection	Performance	Achi. Rate (%)	District	Yearly Projection	Performance	Achi. Rate (%)	District	Yearly Projection	Performance	Achi. Rate (%)
1.	Khagrachhari	2396	3	0.3	Jamalpur	4438	205	11.1	Satkhira	4427	73	3.96
2.	B. Baria	3018	5	0.4	Sunamganj	6781	467	16.5	Kushtia	7075	151	5.12
3.	Bandarban	886	2	0.5	Narayanganj	10574	775	17.6	Narail	2700	76	6.76

\*The projection of the last financial year has been followed\*

**Table-5: Comparative Statement of contraceptive performance for the period between July 2019 to December 2019 and July 2020 to December 2020**

Methods	Yearly Projection (2019-2020)	July 2019 to December,2019		Yearly Projection (2020-2021)	July 2020 to December 2020		Change of July'20 to December.'20 over July'19 to December.'19
		Performance (in CYP)	Achi. Rate (%)		Performance (in CYP)	Achi. Rate (%)	
Permanent Method (Male)	80000	21107	52.8	80000	10987	27.5	-25.3
Permanent Method (Female)	120595	49189	81.6	120595	41218	68.4	-13.2
Permanent Method (Total)	200595	70296	70.1	200595	52205	52.1	-18.0
IUD	253414	101925	80.4	253414	71506	56.4	-24.0
Implant	450448	250215	111.1	450448	189387	84.1	-27.0
Injectables	5233417	1349855	51.6	5233417	1180016	45.1	-6.5
Oral Pill	10742277	2702807	50.3	10742277	2235403	41.6	-8.7
Condom	1928101	380388	39.5	1928101	322891	33.5	-6.0

**Table-6: Performance & Distribution of Contraceptives by Method for the month of November 2020 and December 2020**

Method	Performance		% Change of December'20 over November'20
	November'20	December'20	
Permanent Method (Male, Cases)	2260	2415	6.9
Permanent Method (Female, Cases)	7389	8353	13.0
Total Permanent Method (Total, Cases)	9649	10768	11.6
I U D (Cases)	11367	19051	67.6
Implant (Cases)	34978	45206	29.2
Injectables (Doses)	778810	806026	3.5
Oral Pill (Cycles)	5493799	5280647	-3.9
Condom (Pieces)	8259904	8186689	-0.9

**Table :7 Contribution of Government, NGOs and Multisectors in respect of Contraceptive Performance during December 2020**

Method	Performance			Share of Contribution in Percentage	
	Govt.	NGOs & Multisectors	Total	Government	NGOs and Multisectors
Permanent Method (Male, Cases)	1355	1060	2415	56.1	43.9
Permanent Method (Female, Cases)	7319	1034	8353	87.6	12.4
Total Permanent Method (Cases)	8674	2094	10768	80.6	19.4
IUD (Cases)	17127	1924	19051	89.9	10.1
Implant (Cases)	41725	3481	45206	92.3	7.7
Injectable (Doses)	678374	127652	806026	84.2	15.8
Oral Pill (Cycles)	4783191	497456	5280647	90.6	9.4
Condom (Pieces)	6632602	1554087	8186689	81.0	19.0

\*The projection of the last financial year has been followed\*



Table -8: Division wise and NGO & Multisector wise Contraceptive Performance for the month of December2020

Sl No	NGO and Multisectors	Oral Pill (Cycles)	Condom (Pieces)	Injectable (Vials)	IUD (Cases)	Implant (Nos.)	Permanent Method (Nos.)		
							Male	Female	Total
<b>Rangpur Division</b>									
1	Family Planning Association of Bangladesh (FPAB)	11456	20847	2109	0	45	0	0	0
2	Marie Stopes Clinic	667	4427	457	24	260	6	26	32
3	Palli Shisu Foundation (PSF)	16913	69304	5904	27	3	0	3	3
4	Sunflower	156	432	71	0	0	0	4	4
5	Shanirvar Bangladesh	817	608	398	0	0	0	0	0
6	CMH	337	4104	18	0	0	0	0	0
7	R. H. Steps	293	556	49	2	0	0	0	0
8	MODEL CLINIC	54	1724	11	0	0	0	11	11
9	MOHILA-O-SHISHU SHASTHA KALLYAN SAMITY	0	0	0	0	0	0	0	0
10	NSDP	0	0	0	0	0	0	0	0
11	IPas Bangladesh	100	72	0	0	1	0	0	0
12	Surjer Hasi Network	4600	9840	3683	1	5	0	1	1
13	Friendship Bangladesh	352	3676	64	0	0	0	0	0
14	Kanchan	1557	16920	1151	11	25	0	0	0
15	Dhaldanga Bohumukhi Samaj Unnayan Sangstha	5356	3400	1420	0	0	0	0	0
16	Lamb Hospital	15	50	46	0	29	0	10	10
17	KMSS	278	612	227	0	1	0	3	3
18	Dhaldanga Youth Science Club	11598	5000	1529	0	0	0	0	0
19	SAF	444	120	35	0	0	0	0	0
NGO Total		54993	141692	17172	65	369	6	58	64
1	BGB	329	1910	0	0	0	0	0	0
2	Srama Kalyan Kendra	6	8	0	0	0	0	0	0
3	DGHS Health Clinic	113	112	8	2	0	0	0	0
4	CMH	4	1784	6	0	0	0	0	0
Multisector Total		452	3814	14	2	0	0	0	0
NGO & Multisector Total		55445	145506	17186	67	369	6	58	64
<b>Rajshahi Division</b>									
1	Family Planning Association of Bangladesh (FPAB)	26459	154670	4072	7	107	0	10	10
2	BAVS	765	4104	99	3	48	102	30	132
3	Marie Stopes Clinic	438	2960	69	44	60	0	2	2
4	Palli Shisu Foundation (PSF)	4349	23816	1530	7	0	0	0	0
5	Jatio Tarun Shanga	9676	23172	1878	3	0	0	0	0
6	Bamaneh	11225	14712	1979	6	4	0	0	0
7	Tilottoma	5528	35037	4390	12	17	0	8	8
8	Anonnya Somaj Kallyan Samity	4368	5457	1041	0	0	0	0	0
9	Shanirvar Bangladesh	2051	4056	611	7	10	0	0	0
10	Sromo Kallyan Shangstha	684	6516	0	0	0	0	0	0
11	R. H. Steps	283	4824	63	14	0	0	0	0
12	MR CLINIC	1270	2496	15	1	10	0	0	0
13	MODEL CLINIC	228	2928	79	0	5	0	38	38
14	SHEBA PROKALPO	0	0	0	0	0	0	0	0
15	POLLI SHISHU CLINIC	2091	4236	576	0	0	0	0	0
16	JTS-GONO UNNAYAN ACADEMY	2104	39972	2003	2	3	0	4	4
17	THANGAMARA	567	5392	149	0	19	0	2	2
18	SHASTO KALLYAN SHANGSTHA	0	0	0	0	0	0	0	0
19	Darpon	4491	7271	1021	3	0	0	0	0
20	IPas Bangladesh	578	2756	13	0	1	0	2	2
21	Surjer Hasi Network	1808	8308	636	1	0	0	0	0
22	Friendship Bangladesh	81	744	0	0	0	0	0	0
23	Population Services & Training Centre (PSTC)	36	8652	492	0	0	0	4	4
24	SORNALY	4516	7756	1074	3	0	0	0	0
25	Chardulai	0	0	0	0	0	0	0	0
26	KMSS	0	17362	688	6	12	0	8	8
NGO Total		83596	387197	22478	119	296	102	108	210
1	DGHS Health Clinic	1172	1000	35	7	0	0	83	83
Multisector Total		1172	1000	35	7	0	0	83	83
NGO & Multisector Total		84768	388197	22513	126	296	102	191	293
<b>Khulna Division</b>									
1	Family Planning Association of Bangladesh (FPAB)	23295	56817	2910	31	126	6	4	10
2	BAVS	321	1144	379	1	10	71	2	73
3	Marie Stopes Clinic	342	3554	67	18	14	0	0	0
4	Palli Shisu Foundation (PSF)	0	0	0	0	0	0	0	0
5	Paribarik Shastha Clinic	3436	11124	839	12	12	0	3	3
6	Jatio Tarun Shanga	7211	13485	1594	1	0	0	0	0
7	Paribar Kallyan Shangstha (PKS)	18348	29891	5003	15	25	0	18	18
8	PSTC	132	2916	241	0	3	0	0	0
9	BRAC	300	900	73	0	0	0	0	0
10	Sromo Kallyan Shangstha	185	348	0	0	0	0	0	0
11	Ad-Din Medical College Hospital	155	4720	918	1	0	0	35	35
12	CMH	86	2500	4	0	0	0	0	0
13	BWHC	84	135	30	0	0	0	0	0
14	R. H. Steps	596	2888	143	13	0	0	0	0

Sl. No.	NGO and Multisectors	Oral Pill (Cycles)	Condom (Pieces)	Injectable (Vials)	IUD (Cases)	Implant (Nos.)	Permanent Method (Nos.)		
							Male	Female	Total
15	VPKA (VP KENDRA)	0	0	0	0	0	0	0	0
16	CRC	765	2720	123	0	0	0	0	0
17	SGS	2785	5890	295	0	0	0	0	0
18	Police Hospital	52	1410	87	0	0	0	0	0
19	Surjer Hasi Network	2213	14402	2605	28	26	0	2	2
20	Friendship Bangladesh	1200	2700	0	0	0	0	0	0
21	BNS TITUMIR	2120	7000	0	0	0	0	0	0
22	Peoples Development Community (PDC)	10	16500	980	0	0	0	0	0
23	Urban Health Care	1254	3586	772	17	70	0	4	4
24	KMSS	3834	10596	901	0	3	0	3	3
25	Adams	1433	13892	1592	0	0	0	0	0
26	Marie Clinic	60	720	46	24	0	0	0	0
NGO Total		70217	209838	19602	161	289	77	71	148
1	BGB	102	1046	3	0	0	0	0	0
2	Biman Bahini	270	4356	13	0	0	0	0	0
3	Paurasova	111	192	0	0	0	0	0	0
4	DGHS Health Clinic	41	60	20	3	0	0	8	8
5	Jessore Cantonmen	1416	12800	20	1	0	0	6	6
Multisector Total		1940	18454	56	4	0	0	14	14
NGO & Multisector Total		72157	228292	19658	165	289	77	85	162
<b>Barishal Division</b>									
1	Family Planning Association of Bangladesh (FPAB)	7872	23466	1644	10	26	14	4	18
2	BAVS	233	4620	157	3	82	95	0	95
3	Marie Stopes Clinic	363	1270	81	22	19	5	0	5
4	Paribarik Shastha Clinic	255	1478	400	1	0	0	0	0
5	Shanirvar Bangladesh	2433	5675	3333	4	0	0	0	0
6	BRAC	50	744	33	0	0	0	0	0
7	R. H. Steps	122	480	5	11	1	0	0	0
8	IPas Bangladesh	37	150	2	0	0	0	0	0
9	Surjer Hasi Network	569	1301	420	7	24	0	0	0
10	Desh Bangla	1128	1312	183	1	7	0	0	0
11	Urban Primary Health Care Project (UPHCP)	1054	2892	331	3	10	1	1	2
NGO Total		14116	43388	6589	62	169	115	5	120
1	Srama Kalyan Kendra	79	105	0	0	0	0	0	0
2	DGHS Health Clinic	125	30	0	0	0	0	0	0
Multisector Total		204	135	0	0	0	0	0	0
NGO & Multisector Total		14320	43523	6589	62	169	115	5	120
<b>Dhaka Division</b>									
1	Family Planning Association of Bangladesh (FPAB)	15405	60165	2722	23	43	29	1	30
2	BAVS	2420	10342	302	17	208	368	34	402
3	Marie Stopes Clinic	2178	10251	855	158	102	0	11	11
4	Paribarik Shastha Clinic	207	1224	14	2	0	0	0	0
5	Jatio Tarun Shanga	1694	4405	1033	5	16	0	0	0
6	Bamaneh	1596	5568	621	11	0	0	0	0
7	Paribar Kallyan Shangstha (PKS)	0	0	0	0	0	0	0	0
8	PSTC	2601	666	1146	28	99	10	2	12
9	Shanirvar Bangladesh	19243	42782	4424	25	13	0	4	4
10	BRAC	1425	7020	240	23	16	0	0	0
11	Sromo Kallyan Shangstha	1392	6208	0	0	0	0	0	0
12	Ad-Din Medical College Hospital	1806	3611	207	2	4	0	64	64
13	BAPSA	5221	28360	2274	22	66	5	12	17
14	Radda Barnen	425	6700	371	5	0	0	0	0
15	UTPS	6350	10774	918	39	44	1	4	5
16	PSKP	2100	300	250	0	0	0	0	0
17	Gono Shastha Kendra	51	24	10	0	0	0	0	0
18	Anirban Sangsad	336	168	123	0	0	0	0	0
19	CMH	701	7836	51	0	0	0	2	2
20	Spire	2268	600	197	0	0	0	0	0
21	Shimantik	8898	19092	2184	125	291	11	14	25
22	Nagar Unnoyan Somaj Seba Shangstha	2802	600	255	0	0	0	0	0
23	TDH CLINIC	1440	3600	49	0	0	0	0	0
24	SHAKTTI FOUNDATION	461	1620	62	0	0	0	0	0
25	BWHC	63	444	173	0	0	0	0	0
26	SUKHI PARIBAR SANGSTHA	0	0	0	0	0	0	0	0
27	Association in Training & Management (AITAM)	33	540	12	0	0	0	0	0
28	R. H. Steps	1174	3602	216	39	35	0	4	4
29	AL-FALAH MOJIN CLINIC	45	744	111	0	0	0	0	0
30	VPKA (VP KENDRA)	5291	46292	2697	2	3	1	1	2
31	MMKS	4	723	60	0	0	0	0	0
32	VFWA	873	4016	1179	3	51	0	0	0
33	Nari Moytri	2909	13580	1187	7	13	0	1	1
34	SGS	172	208	0	0	0	0	0	0
35	CWFD	219	864	356	0	0	0	0	0
36	Surjer Hasi Network	5972	15222	1690	8	8	0	1	1
37	Kumudini Hospital	59	2400	86	0	0	0	10	10
38	Population Services & Training Centre (PSTC)	4203	7164	522	2	16	0	5	5
39	Jonoseba M&C W Songstha	1956	4728	306	15	0	0	0	0

Sl. No.	NGO and Multisectors	Oral Pill (Cycles)	Condom (Pieces)	Injectable (Vials)	IUD (Cases)	Implant (Nos.)	Permanent Method (Nos.)		
							Male	Female	Total
40	Urban Primary Health Care Project (UPHCP)	1191	62	62	0	0	0	0	0
41	Sazeda Foundation	63	648	18	2	0	0	0	0
42	Adarsha Paribar Kalyan Shangsta	0	0	0	0	0	0	0	0
43	Rural Health Development Organization(RHDO)	35	288	15	2	0	0	0	0
44	Daridra Paribar Seba Songshta	3666	1152	422	0	0	0	0	0
45	NAGAR SASTHO KENDRO	408	4183	191	4	14	0	0	0
46	Urban Health Care	594	3910	200	9	12	0	2	2
47	Ideal Samaj Kallyan Sangatha	2106	600	230	0	0	0	0	0
48	Sonali Din	2175	588	198	0	0	0	0	0
49	Ahoshania Mission	3818	13782	1248	88	106	16	11	27
50	MISCS	3607	3069	366	0	0	0	0	0
51	Bashundhara Ad-din Medical College Hospital	63	0	0	0	2	0	6	6
52	Surjer Hashi Network (Smiling Sun Franchise)	1694	6852	809	1	2	0	0	0
53	Fatema Nursing Home	1400	3600	240	0	0	0	0	0
NGO Total		124813	371177	30902	667	1164	441	189	630
1	Biman Bahini	21	288	0	0	0	0	0	0
2	Sir Salimulla Medical College Hospital (Indoor)	379	540	119	83	247	0	0	0
3	BGME	3539	18940	583	0	0	0	0	0
4	DGHS Health Clinic	239	1416	24	20	0	0	12	12
5	Victoria Hospital Narayanganj	77	192	32	3	6	0	2	2
6	Others Private Clinic	0	0	0	0	0	0	186	186
Multisector Total		4255	21376	758	106	253	0	200	200
NGO & Multisector Total		129068	392553	31660	773	1417	441	389	830
<b>Mymensingh Division</b>									
1	Family Planning Association of Bangladesh (FPAB)	18367	30228	1003	0	15	12	2	14
2	BAVS	0	0	0	0	0	0	0	0
3	Marie Stopes Clinic	192	1770	56	6	62	0	0	0
4	Paribarik Shastha Clinic	0	0	0	0	0	0	0	0
5	Jatio Tarun Shanga	2797	8180	453	0	0	0	0	0
6	Bamaneh	1366	8420	340	0	0	0	0	0
7	Sunflower	0	0	0	0	0	0	0	0
8	Shanirvar Bangladesh	8613	35652	2348	7	10	0	2	2
9	BRAC	375	1300	31	0	0	0	0	0
10	BAPSA	0	0	0	0	0	0	0	0
11	Gono Shastha Kendra	0	0	0	0	0	0	0	0
12	CMH	0	0	0	0	0	0	0	0
13	MALANCHA SEBA SAMITY	0	0	0	0	0	0	0	0
14	SUPIRAT	0	0	0	0	0	0	0	0
15	R. H. Steps	34	168	8	5	5	0	0	0
16	MODEL CLINIC	231	3552	21	0	0	0	0	0
17	CHCP	0	0	0	0	0	0	0	0
18	NSDP	0	0	0	0	0	0	0	0
19	SHASTO KALLYAN SHANGSTHA	0	0	0	0	0	0	0	0
20	Krishi Bisho	0	0	0	0	0	0	0	0
21	IPas Bangladesh	554	960	103	8	0	0	47	47
22	Surjer Hasi Network	854	4548	333	6	0	0	1	1
23	Friendship Bangladesh	33	20	0	0	0	0	0	0
24	Saya Path	0	0	0	0	0	0	0	0
25	Shastha Prokalpo	9	0	74	0	0	0	8	8
NGO Total		33425	94798	4770	32	92	12	60	72
1	BGB	225	1750	27	0	0	0	0	0
2	BGME	2254	11930	120	0	0	0	0	0
3	DGHS Health Clinic	88	0	5	0	0	0	0	0
Multisector Total		2567	13680	152	0	0	0	0	0
NGO & Multisector Total		35992	108478	4922	32	92	12	60	72

Sl. No.	NGO and Multisectors	Oral Pill (Cycles)	Condom (Pieces)	Injectable (Vials)	IUD (Cases)	Implant (Nos.)	Permanent Method (Nos.)		
							Male	Female	Total
<b>Chattogram Division</b>									
1	Family Planning Association of Bangladesh (FPAB)	25447	51175	2467	42	93	0	0	0
2	BAVS	416	8736	147	6	7	190	42	232
3	Concern Women for Family Planning (CWFP)	9	260	0	0	0	0	0	0
4	Marie Stopes Clinic	1283	9382	343	104	110	50	4	54
5	Paribarik Shastha Clinic	435	580	300	1	0	0	0	0
6	Bamaneh	374	600	365	0	0	0	0	0
7	Shanirvar Bangladesh	9701	8666	1579	21	0	1	1	2
8	BRAC	70	60	0	0	0	0	0	0
9	Sromo Kallyan Shangstha	39	21	38	0	0	0	0	0
10	BAPSA	608	1284	53	7	0	0	0	0
11	FDSR	19497	20945	3806	27	34	0	0	0
12	CMH	1910	15582	131	21	15	0	47	47
13	BWHC	55	210	32	1	0	0	0	0
14	SUPIRAT	1763	3276	769	9	0	0	1	1
15	PROSHANTI	916	1356	350	5	0	0	0	0
16	NISKRITY	1140	1664	501	0	0	0	0	0
17	IMAGE	1739	7263	599	13	24	0	4	4
18	MOMOTA	5411	13885	1075	98	140	0	17	17
19	SUS (TMA , NASIRABAD)	0	0	0	0	0	0	0	0
20	SHED	0	0	0	0	0	0	0	0
21	ISDE	0	0	0	0	0	0	0	0
22	CUFL	54	670	0	0	0	0	0	0
23	JUSH	0	0	0	0	0	0	0	0
24	R. H. Steps	739	1596	237	25	2	0	0	0
25	MODEL CLINIC	662	1560	20	13	23	0	28	28
26	BANDHAN	865	2232	212	0	0	0	0	0
27	Ghasful	514	9200	42	2	0	0	0	0
28	IPas Bangladesh	69	24	19	1	0	0	0	0
29	Surjer Hasi Network	2840	4630	1434	19	16	0	0	0
30	Saya Path	1155	4524	227	17	13	32	0	32
31	B.R.D.B	90	1332	62	0	0	0	0	0
32	RTMI	1991	5472	666	18	80	0	2	2
33	NAGAR MATRI SADAN	1092	2028	282	19	33	0	0	0
34	Urban Health Care	831	1692	265	4	26	0	0	0
35	Mission Hospital, Chandraghona	650	896	20	0	0	0	0	0
36	Surjer Hashi Network (Smiling Sun Franchise)	80	0	40	1	0	0	0	0
NGO Total		82445	180801	16081	474	616	273	146	419
Multisector Total		2012	17514	148	95	21	0	46	46
NGO & Multisector Total		84457	198315	16229	569	637	273	192	465
<b>Sylhet Division</b>									
1	Family Planning Association of Bangladesh (FPAB)	5577	10600	348	0	46	3	7	10
2	BAVS	722	3588	92	0	50	23	0	23
3	Marie Stopes Clinic	603	1798	93	26	25	1	18	19
4	BRAC	257	672	122	4	8	0	0	0
5	CMH	181	1020	13	1	1	0	0	0
6	Shimantik	8585	13228	3070	29	80	7	28	35
7	BWHC	1153	6340	1241	6	2	0	0	0
8	RED CRESCENT SANGSTHA	91	0	8	0	0	0	0	0
9	R. H. Steps	330	324	32	5	0	0	0	0
10	VARD, SYLHET	0	0	0	0	0	0	0	0
11	Sylhet Samaj Kallyan Sangatha	2160	8157	3525	0	0	0	1	1
12	Surjer Hasi Network	803	2072	248	2	0	0	0	0
13	SUPPS	28	0	72	0	0	0	0	0
14	TIL Welfare Division	25	240	0	0	0	0	0	0
15	Govt. Labour Welfare Center	0	0	0	0	0	0	0	0
NGO Total		20515	48039	8864	73	212	34	54	88
1	BGB	0	0	0	0	0	0	0	0
2	Srama Kalyan Kendra	108	208	0	0	0	0	0	0
3	DGHS Health Clinic	626	976	31	57	0	0	0	0
Multisector Total		734	1184	31	57	0	0	0	0
NGO & Multisector Total		21249	49223	8895	130	212	34	54	88
<b>NGO &amp; Multisector Grand Total of National</b>		<b>497456</b>	<b>1554087</b>	<b>127652</b>	<b>1924</b>	<b>3481</b>	<b>1060</b>	<b>1034</b>	<b>2094</b>

**Table -9: District wise Projection, Performance and Achievement Rate of Permanent and Long Acting Methods**

District	Permanent Method (Cases)				IUD (Cases)				Implant (Cases)						
	Yearly Projection	Reporting Month		July'20 to December'20		Yearly Projection	Reporting Month		July'20 to December'20		Yearly Projection	Reporting Month		July'20 to December'20	
		Perform.	Achi. Rate(%)	Perform.	Achi. Rate(%)		Perform.	Achi. Rate(%)	Perform.	Achi. Rate(%)		Perform.	Achi. Rate(%)	Perform.	Achi. Rate(%)
Dinajpur	3851	354	110.3	1927	100.1	3257	360	132.6	1332	81.8	15257	1394	109.6	8729	114.4
Thakurgaon	1910	124	77.9	634	66.4	1843	135	87.9	358	38.8	5612	648	138.6	2539	90.5
Panchgarh	1127	69	73.5	369	65.5	1593	108	81.4	361	45.3	4361	242	66.6	1596	73.2
Nilphamari	2197	178	97.2	655	59.6	2813	336	143.3	1193	84.8	5950	639	128.9	2894	97.3
Rangpur	3621	258	85.5	1370	75.7	5609	325	69.5	1471	52.5	10276	940	109.8	4825	93.9
Kurigram	2322	62	32.0	347	29.9	7436	367	59.2	1486	40.0	10058	602	71.8	2395	47.6
Gaibandha	3600	228	76.0	1028	57.1	6040	316	62.8	1367	45.3	10230	664	77.9	3727	72.9
Lalmonirhat	3208	116	43.4	562	35.0	5890	328	66.8	1209	41.1	8512	443	62.5	2280	53.6
<b>Rangpur Div.</b>	<b>21836</b>	<b>1389</b>	<b>76.3</b>	<b>6892</b>	<b>63.1</b>	<b>34481</b>	<b>2275</b>	<b>79.2</b>	<b>8777</b>	<b>50.9</b>	<b>70256</b>	<b>5572</b>	<b>95.2</b>	<b>28985</b>	<b>82.5</b>
Bogura	3973	172	52.0	1094	55.1	5145	352	82.1	1215	47.2	15083	1630	129.7	7180	95.2
Joipurhat	1021	155	182.2	567	111.1	1317	167	152.2	428	65.0	4803	681	170.1	2809	117.0
Naogaon	2078	118	68.1	650	62.6	2031	245	144.8	818	80.6	9455	668	84.8	3656	77.3
Chapai Nawabganj	2856	189	79.4	980	68.6	2689	113	50.4	557	41.4	3520	172	58.6	825	46.9
Rajshahi	4543	270	71.3	1413	62.2	6050	156	30.9	686	22.7	9978	649	78.1	3406	68.3
Natore	3137	219	83.8	1127	71.9	2856	147	61.8	621	43.5	7313	546	89.6	2995	81.9
Pabna	1844	37	24.1	189	20.5	4706	319	81.3	1426	60.6	5618	431	92.1	1907	67.9
Seraiganj	3100	116	44.9	583	37.6	8071	632	94.0	2577	63.9	8940	724	97.2	2907	65.0
<b>Rajshahi Div.</b>	<b>22552</b>	<b>1276</b>	<b>67.9</b>	<b>6603</b>	<b>58.6</b>	<b>32865</b>	<b>2131</b>	<b>77.8</b>	<b>8328</b>	<b>50.7</b>	<b>64710</b>	<b>5501</b>	<b>102.0</b>	<b>25685</b>	<b>79.4</b>
Kushtia	1989	237	143.0	877	88.2	2207	201	109.3	479	43.4	7075	941	159.6	151	4.3
Meherpur	907	67	88.6	354	78.1	542	52	115.1	143	52.8	1706	113	79.5	74	8.7
Chuadanga	1657	136	98.5	696	84.0	1205	104	103.6	358	59.4	3757	395	126.2	181	9.6
Jhenaidaha	1977	214	129.9	952	96.3	1701	150	105.8	684	80.4	4717	661	168.2	177	7.5
Magura	1604	100	74.8	426	53.1	1461	201	165.1	476	65.2	3672	475	155.2	146	8.0
Narail	1000	69	82.8	239	47.8	1075	91	101.6	214	39.8	2700	266	118.2	76	5.6
Jashore	2496	134	64.4	647	51.8	3461	213	73.9	749	43.3	3620	698	231.4	357	19.7
Khulna	2704	196	87.0	949	70.2	3097	417	161.6	1508	97.4	8067	1014	150.8	442	11.0
Bagerhat	1859	83	53.6	366	39.4	2199	276	150.6	791	71.9	4399	653	178.1	192	8.7
Satkhira	2208	111	60.3	547	49.5	1980	127	77.0	487	49.2	4427	361	97.9	73	3.3
<b>Khulna Div.</b>	<b>18401</b>	<b>1347</b>	<b>87.8</b>	<b>6053</b>	<b>65.8</b>	<b>18928</b>	<b>1832</b>	<b>116.1</b>	<b>5889</b>	<b>62.2</b>	<b>44140</b>	<b>5577</b>	<b>151.6</b>	<b>1869</b>	<b>8.5</b>
Barguna	1672	143	102.6	512	61.2	2340	170	87.2	474	40.5	5717	669	140.4	2626	91.9
Patuakhali	2441	140	68.8	603	49.4	4037	432	128.4	1128	55.9	7056	940	159.9	3879	109.9
Barishal	2307	170	88.4	729	63.2	3355	343	122.7	1076	64.1	5968	666	133.9	2539	85.1
Jhalakati	2022	64	38.0	218	21.6	1175	46	47.0	168	28.6	2329	245	126.2	847	72.7
Bhola	2818	74	31.5	277	19.7	5215	193	44.4	714	27.4	7518	568	90.7	1751	46.6
Pirojpur	2172	99	54.7	404	37.2	2939	219	89.4	791	53.8	3187	424	159.6	2011	126.2
<b>Barishal Div.</b>	<b>13432</b>	<b>690</b>	<b>61.6</b>	<b>2743</b>	<b>40.8</b>	<b>19061</b>	<b>1403</b>	<b>88.3</b>	<b>4351</b>	<b>45.7</b>	<b>31775</b>	<b>3512</b>	<b>132.6</b>	<b>13653</b>	<b>85.9</b>

District	Permanent Method (Cases)				IUD (Cases)				Implant (Cases)						
	Yearly Projection	Reporting Month		July'20 to December'20		Yearly Projection	Reporting Month		July'20 to December'20		Yearly Projection	Reporting Month		July'20 to December'20	
		Perform.	Achi. Rate(%)	Perform.	Achi. Rate(%)		Perform.	Achi. Rate(%)	Perform.	Achi. Rate(%)		Perform.	Achi. Rate(%)	Perform.	Achi. Rate(%)
Gopalganj	2099	175	100.0	574	54.7	1163	176	181.6	581	99.9	4190	651	186.4	1823	87.0
Madaripur	1218	74	72.9	409	67.2	1618	199	147.6	714	88.3	5057	463	109.9	1644	65.0
Shariatpur	2470	85	41.3	356	28.8	2660	190	85.7	733	55.1	3621	370	122.6	1470	81.2
Faridpur	3237	209	77.5	1157	71.5	2212	336	182.3	1447	130.8	6103	1364	268.2	4859	159.2
Rajbari	1020	80	94.1	430	84.3	1010	175	207.9	851	168.5	3520	562	191.6	2219	126.1
Dhaka	12800	992	93.0	4421	69.1	10729	1284	143.6	5828	108.6	12795	1753	164.4	7185	112.3
Gazipur	4980	95	22.9	376	15.1	6135	230	45.0	900	29.3	7522	396	63.2	1966	52.3
Munshiganj	3604	105	35.0	517	28.7	3163	145	55.0	523	33.1	4829	313	77.8	1152	47.7
Narayanganj	3193	256	96.2	1204	75.4	10574	243	27.6	1018	19.3	10243	550	64.4	2385	46.6
Narshingdi	4516	316	84.0	1733	76.7	3681	288	93.9	1141	62.0	6081	411	81.1	2001	65.8
Manikganj	5162	344	80.0	1496	58.0	3373	142	50.5	453	26.9	5027	543	129.6	2630	104.6
Tangail	6903	255	44.3	1416	41.0	6979	435	74.8	1786	51.2	10073	1016	121.0	4859	96.5
Kishoreganj	5326	141	31.8	592	22.2	4815	286	71.3	851	35.3	9456	822	104.3	3221	68.1
<b>Dhaka Div.</b>	<b>56528</b>	<b>3127</b>	<b>66.4</b>	<b>14681</b>	<b>51.9</b>	<b>58112</b>	<b>4129</b>	<b>85.3</b>	<b>16826</b>	<b>57.9</b>	<b>88517</b>	<b>9214</b>	<b>124.9</b>	<b>37414</b>	<b>84.5</b>
Jamalpur	2402	99	49.5	110	9.2	4438	141	38.1	346	15.6	8259	959	139.3	2381	57.7
Sherpur	2058	160	93.3	52	5.1	1957	483	296.2	1817	185.7	5832	1133	233.1	4749	162.9
Mymensingh	7475	476	76.4	277	7.4	15271	702	55.2	1916	25.1	15025	1311	104.7	5311	70.7
Netrokona	1855	104	67.3	64	6.9	2481	123	59.5	420	33.9	9006	846	112.7	3439	76.4
<b>Mymensingh Div.</b>	<b>13790</b>	<b>839</b>	<b>73.0</b>	<b>503</b>	<b>7.3</b>	<b>24147</b>	<b>1449</b>	<b>72.0</b>	<b>4499</b>	<b>37.3</b>	<b>38122</b>	<b>4249</b>	<b>133.7</b>	<b>15880</b>	<b>83.3</b>
B. Baria	3018	86	34.2	5	0.3	4889	280	68.7	1119	45.8	8529	998	140.4	4046	94.9
Cumilla	5969	308	61.9	243	8.1	9394	935	119.4	3823	81.4	11247	1157	123.4	5538	98.5
Chandpur	3228	197	73.2	143	8.9	4268	633	178.0	2056	96.3	7374	1417	230.6	3960	107.4
Feni	2520	105	50.0	64	5.1	2987	334	134.2	1472	98.6	4679	341	87.5	1919	82.0
Noakhali	2568	193	90.2	162	12.6	3260	473	174.1	1580	96.9	9864	961	116.9	3927	79.6
Laxmipur	4427	63	17.1	58	2.6	7039	233	39.7	943	26.8	8621	340	47.3	1761	40.9
Chattogram	4983	434	104.5	251	10.1	9482	1024	129.6	4532	95.6	15487	1657	128.4	7191	92.9
Cox's Bazar	4192	123	35.2	54	2.6	4311	579	161.2	2083	96.6	10746	953	106.4	4201	78.2
Rangamati	1454	4	3.3	12	1.7	1114	137	147.6	490	88.0	2989	229	91.9	1096	73.3
Khagrachhari	2396	2	1.0	3	0.3	1140	142	149.5	693	121.6	3315	263	95.2	1244	75.1
Bandarban	886	18	24.4	2	0.5	1818	259	171.0	788	86.7	2581	337	156.7	1021	79.1
<b>Chattogram Div.</b>	<b>35641</b>	<b>1533</b>	<b>51.6</b>	<b>997</b>	<b>5.6</b>	<b>49702</b>	<b>5029</b>	<b>121.4</b>	<b>19579</b>	<b>78.8</b>	<b>85432</b>	<b>8653</b>	<b>121.5</b>	<b>35904</b>	<b>84.1</b>
Sylhet	3750	224	71.7	105	5.6	2200	207	112.9	899	81.7	9000	631	84.1	3479	77.3
Habiganj	6384	86	16.2	40	1.3	3811	185	58.3	769	40.4	6977	411	70.7	2212	63.4
Moulavibazar	3099	78	30.2	24	1.5	3326	191	68.9	902	54.2	6066	599	118.5	2020	66.6
Sunamganj	5182	179	41.5	58	2.2	6781	220	38.9	687	20.3	8453	1287	182.7	4766	112.8
<b>Sylhet Div.</b>	<b>18415</b>	<b>567</b>	<b>36.9</b>	<b>227</b>	<b>2.5</b>	<b>16118</b>	<b>803</b>	<b>59.8</b>	<b>3257</b>	<b>40.4</b>	<b>30496</b>	<b>2928</b>	<b>115.2</b>	<b>12477</b>	<b>81.8</b>
<b>National</b>	<b>200595</b>	<b>10768</b>	<b>64.4</b>	<b>5974</b>	<b>6.0</b>	<b>253414</b>	<b>19051</b>	<b>90.2</b>	<b>71506</b>	<b>56.4</b>	<b>453448</b>	<b>45206</b>	<b>119.6</b>	<b>171867</b>	<b>75.8</b>

**Table-10: District wise Projection, Performance and Achievement Rate of Short Acting Methods**

District	Injectables					Oral Pill					Condom				
	Yearly Projection	Reporting Month		July'20 to December'20		Yearly Projection	Reporting Month		July'20 to December'20		Yearly Projection	Reporting Month		July'20 to December'20	
		Perform. (in CYP)	Achi. Rate (%)	Perform.	Achi. Rate(%)		Perform. (in CYP)	Achi. Rate (%)	Perform.	Achi. Rate(%)		Perform. (in CYP)	Achi. Rate (%)	Perform.	Achi. Rate(%)
Dinajpur	124862	3003	28.9	18309	29.3	256295	7142	33.4	53835	42.0	46002	754	19.7	4516	19.6
Thakurgaon	57105	2331	49.0	14469	50.7	117216	2811	28.8	23031	39.3	21039	212	12.1	1382	13.1
Panchgarh	44094	2245	61.1	13388	60.7	90508	3346	44.4	25466	56.3	16245	244	18.0	1461	18.0
Nilphamari	77921	3580	55.1	21141	54.3	159943	2879	21.6	29966	37.5	28708	338	14.1	2116	14.7
Rangpur	121279	5519	54.6	32926	54.3	248941	5363	25.9	42716	34.3	44682	804	21.6	5009	22.4
Kurigram	101175	5514	65.4	32127	63.5	207675	8967	51.8	45841	44.1	37275	772	24.9	4918	26.4
Gaibandha	104087	6576	75.8	39791	76.5	213651	5614	31.5	46482	43.5	38348	1049	32.8	6310	32.9
Lalmonirhat	52774	2827	64.3	16655	63.1	108325	1258	13.9	17671	32.6	19443	298	18.4	1756	18.1
<b>Rangpur Div.</b>	<b>683296</b>	<b>31595</b>	<b>55.5</b>	<b>188806</b>	<b>55.3</b>	<b>1402554</b>	<b>37380</b>	<b>32.0</b>	<b>285008</b>	<b>40.6</b>	<b>251741</b>	<b>4471</b>	<b>21.3</b>	<b>27468</b>	<b>21.8</b>
Boqura	145699	3856	31.8	23385	32.1	299066	9013	36.2	58435	39.1	53679	2100	46.9	12030	44.8
Joipurhat	40037	691	20.7	3769	18.8	82181	1938	28.3	13785	33.5	14750	311	25.3	1909	25.9
Noagaon	110993	2351	25.4	14276	25.7	227829	7285	38.4	52165	45.8	40892	978	28.7	5924	29.0
Nawabganj	70947	1652	27.9	10241	28.9	145628	1515	12.5	17650	24.2	26138	924	42.4	5825	44.6
Rajshahi	115903	3584	37.1	22960	39.6	237907	4139	20.9	39263	33.0	42701	2099	59.0	12202	57.2
Natore	77696	2030	31.4	12265	31.6	159481	4828	36.3	32739	41.1	28625	1029	43.1	6264	43.8
Pabna	110935	4691	50.7	28027	50.5	227709	9297	49.0	59874	52.6	40871	1351	39.7	8052	39.4
Seraiganj	123356	5965	58.0	33201	53.8	253204	9143	43.3	63919	50.5	45447	1824	48.2	10419	45.9
<b>Rajshahi Div.</b>	<b>795566</b>	<b>24820</b>	<b>37.4</b>	<b>148124</b>	<b>37.2</b>	<b>1633004</b>	<b>47158</b>	<b>34.7</b>	<b>337830</b>	<b>41.4</b>	<b>293103</b>	<b>10616</b>	<b>43.5</b>	<b>62625</b>	<b>42.7</b>
Kushtia	86570	3086	42.8	18214	42.1	177697	5623	38.0	32550	36.6	31894	1058	39.8	6392	40.1
Meherpur	30652	1910	74.8	11414	74.5	62917	1226	23.4	7503	23.9	11293	366	38.9	2185	38.7
Chuadanga	48462	2310	57.2	13575	56.0	99475	2581	31.1	15600	31.4	17855	423	28.4	2640	29.6
Jhenaidaha	73673	1853	30.2	10873	29.5	151224	4036	32.0	25836	34.2	27143	582	25.7	3649	26.9
Magura	36637	1173	38.4	6871	37.5	75203	2718	43.4	15658	41.6	13498	337	30.0	1981	29.4
Narail	29508	900	36.6	5165	35.0	60569	1883	37.3	10936	36.1	10871	372	41.1	2299	42.3
Jashore	115970	5390	55.8	32016	55.2	238045	6236	31.4	40983	34.4	42726	1573	44.2	8922	41.8
Khulna	94014	3846	49.1	21980	46.8	192977	8202	51.0	50925	52.8	34637	1625	56.3	9408	54.3
Bagerhat	58241	1943	40.0	10529	36.2	119547	5352	53.7	31451	52.6	21457	739	41.3	4363	40.7
Satkhira	82439	2615	38.1	15153	36.8	169217	7111	50.4	43569	51.5	30372	1044	41.2	6270	41.3
<b>Khulna Div.</b>	<b>656168</b>	<b>25026</b>	<b>45.8</b>	<b>145790</b>	<b>44.4</b>	<b>1346871</b>	<b>44968</b>	<b>40.1</b>	<b>275011</b>	<b>40.8</b>	<b>241746</b>	<b>8119</b>	<b>40.3</b>	<b>48109</b>	<b>39.8</b>
Barguna	37401	1954	62.7	11147	59.6	76770	3165	49.5	19099	49.8	13779	238	20.7	1395	20.2
Patuakhali	63946	3358	63.0	20560	64.3	131258	5509	50.4	32138	49.0	23559	404	20.6	2387	20.3
Barishal	80113	4366	65.4	24933	62.2	164442	6073	44.3	36315	44.2	29515	771	31.3	4349	29.5
Jhalakati	21818	849	46.7	4900	44.9	44783	1454	39.0	8736	39.0	8038	168	25.1	976	24.3
Bhola	69787	6810	117.1	40292	115.5	143247	3143	26.3	19884	27.8	25711	294	13.7	1870	14.5
Pirojpur	38471	1902	59.3	10591	55.1	78967	4432	67.3	26076	66.0	14174	504	42.7	2953	41.7
<b>Barishal Div.</b>	<b>311535</b>	<b>19239</b>	<b>74.1</b>	<b>112423</b>	<b>72.2</b>	<b>639467</b>	<b>23776</b>	<b>44.6</b>	<b>142248</b>	<b>44.5</b>	<b>114776</b>	<b>2379</b>	<b>24.9</b>	<b>13930</b>	<b>24.3</b>



District	Injectables					Oral Pill					Condom				
	Yearly Projection	Reporting Month		July'20 to December'20		Yearly Projection	Reporting Month		July'20 to December'20		Yearly Projection	Reporting Month		July'20 to December'20	
		Perform. (in CYP)	Achi. Rate (%)	Perform.	Achi. Rate (%)		Perform. (in CYP)	Achi. Rate (%)	Perform.	Achi. Rate (%)		Perform. (in CYP)	Achi. Rate (%)	Perform.	Achi. Rate (%)
Gopalganj	41528	1239	35.8	7110	34.2	85242	3293	46.4	23699	55.6	15300	530	41.6	3303	43.2
Madaripur	44255	1807	49.0	10840	49.0	90840	2184	28.9	19520	43.0	16305	387	28.5	2326	28.5
Shariatpur	40587	1086	32.1	6414	31.6	83311	2292	33.0	14834	35.6	14953	317	25.4	2051	27.4
Faridpur	74597	2070	33.3	12047	32.3	153121	4825	37.8	31456	41.1	27483	985	43.0	6361	46.3
Rajbari	43921	1669	45.6	9894	45.1	90154	2299	30.6	17430	38.7	16181	639	47.4	4042	50.0
Dhaka	138295	8789	76.3	48180	69.7	283869	14391	60.8	82647	58.2	50951	3470	81.7	19240	75.5
Gazipur	79864	1880	28.2	10378	26.0	163932	6705	49.1	39346	48.0	29424	1133	46.2	6467	44.0
Munshiganj	56960	1092	23.0	6401	22.5	116917	4198	43.1	24653	42.2	20985	545	31.2	3351	31.9
Narayanganj	100973	4262	50.7	24708	48.9	207260	8943	51.8	52191	50.4	37201	1352	43.6	7342	39.5
Narshingdi	82875	3764	54.5	22351	53.9	170113	6819	48.1	39451	46.4	30533	911	35.8	5287	34.6
Manikganj	57679	1356	28.2	7661	26.6	118393	3791	38.4	23326	39.4	21250	709	40.0	4451	41.9
Tangail	160537	5282	39.5	28707	35.8	329523	8151	29.7	56014	34.0	59145	1586	32.2	8704	29.4
Kishoreganj	106430	3445	38.8	20423	38.4	218462	7384	40.6	48552	44.4	39211	1116	34.2	6577	33.5
<b>Dhaka Div.</b>	<b>1028502</b>	<b>37741</b>	<b>44.0</b>	<b>215114</b>	<b>41.8</b>	<b>2111135</b>	<b>75275</b>	<b>42.8</b>	<b>473119</b>	<b>44.8</b>	<b>378922</b>	<b>13680</b>	<b>43.3</b>	<b>79502</b>	<b>42.0</b>
Jamalpur	92055	2283	29.8	13917	30.2	188955	3468	22.0	30946	32.8	33915	609	21.5	3536	20.9
Sherpur	60391	5801	115.3	33696	111.6	123961	22569	218.5	121424	195.9	22249	1730	93.3	10456	94.0
Mymensingh	197852	3236	19.6	19128	19.3	406117	9559	28.2	57673	28.4	72893	1216	20.0	7416	20.3
Netrokona	79013	3351	50.9	19391	49.1	162184	9596	71.0	51429	63.4	29110	826	34.1	4924	33.8
<b>Mymensingh Div.</b>	<b>429311</b>	<b>14671</b>	<b>41.0</b>	<b>86132</b>	<b>40.1</b>	<b>881217</b>	<b>45192</b>	<b>61.5</b>	<b>261472</b>	<b>59.3</b>	<b>158167</b>	<b>4381</b>	<b>33.2</b>	<b>26332</b>	<b>33.3</b>
B. Baria	102750	2847	33.2	17218	33.5	210908	5707	32.5	34402	32.6	37855	906	28.7	5286	27.9
Cumilla	212139	7580	42.9	45843	43.2	435444	11440	31.5	69659	32.0	78157	1541	23.7	9478	24.3
Chandpur	89117	3356	45.2	20100	45.1	182925	4778	31.3	28504	31.2	32833	416	15.2	2633	16.0
Feni	52811	2147	48.8	12712	48.1	108402	2790	30.9	16928	31.2	19457	483	29.8	2948	30.3
Noakhali	110735	3716	40.3	21061	38.0	227298	5000	26.4	29994	26.4	40797	749	22.0	4332	21.2
Laxmipur	63330	3558	67.4	21217	67.0	129993	2488	23.0	14609	22.5	23332	210	10.8	1253	10.7
Chattogram	200705	5609	33.5	33603	33.5	411974	11003	32.0	67747	32.9	73944	1726	28.0	10125	27.4
Cox's Bazar	79703	5216	78.5	30260	75.9	163600	5443	39.9	32513	39.7	29364	598	24.4	3512	23.9
Rangamati	19405	725	44.8	4110	42.4	39831	2340	70.5	14327	71.9	7149	295	49.5	1737	48.6
Khagrachhari	21543	901	50.2	5119	47.5	44219	2499	67.8	14825	67.1	7937	202	30.5	1265	31.9
Bandarban	13835	710	61.6	3800	54.9	28397	1531	64.7	8813	62.1	5097	239	56.3	1344	52.7
<b>Chattogram Div.</b>	<b>966073</b>	<b>36365</b>	<b>45.2</b>	<b>215043</b>	<b>44.5</b>	<b>1982991</b>	<b>55019</b>	<b>33.3</b>	<b>332321</b>	<b>33.5</b>	<b>355922</b>	<b>7365</b>	<b>24.8</b>	<b>43913</b>	<b>24.7</b>
Sylhet	113519	6242	66.0	35337	62.3	233014	7024	36.2	38297	32.9	41823	1702	48.8	10144	48.5
Habiganj	74321	1432	23.1	8423	22.7	152554	5451	42.9	32244	42.3	27382	436	19.1	2621	19.1
Moulavibazar	63803	1791	33.7	10290	32.3	130965	3857	35.3	22257	34.0	23506	448	22.9	2636	22.4
Sunamganj	75742	2593	41.1	14543	38.4	155470	6944	53.6	35597	45.8	27905	983	42.3	5616	40.3
<b>Sylhet Div.</b>	<b>327386</b>	<b>12058</b>	<b>44.2</b>	<b>68593</b>	<b>41.9</b>	<b>672002</b>	<b>23276</b>	<b>41.6</b>	<b>128395</b>	<b>38.2</b>	<b>120616</b>	<b>3569</b>	<b>35.5</b>	<b>21017</b>	<b>34.8</b>
<b>National</b>	<b>5197836</b>	<b>201515</b>	<b>46.5</b>	<b>1180025</b>	<b>45.4</b>	<b>10669243</b>	<b>352044</b>	<b>39.6</b>	<b>2235404</b>	<b>41.9</b>	<b>1914992</b>	<b>54580</b>	<b>34.2</b>	<b>322896</b>	<b>33.7</b>

**Table -11: Method wise Users (Normal & Postpartum as Old, New, Dropout, Postpartum Expire) and CAR by District at the end of December 2020**

Name of District	Total Eligible Couple	Oral Pill											Total Oral Pill
		Normal					Postpartum					Postpartum Expire	
		Old	New	Total	Dropout		Old	New	Total	Dropout			
					No Method	Switch Over				No Method	Switch Over		
Dinajpur	665438	254126	1574	255700	1059	1115	15768	1129	16897	122	292	750	272597
Thakurgaon	305061	113712	664	114376	400	430	5055	286	5341	20	23	233	119717
Panchgarh	236266	96630	831	97461	469	420	3781	337	4118	26	38	184	101579
Nilphaman	414497	157587	999	158586	611	590	7618	490	8108	58	64	335	166694
Rangpur	645052	231116	1779	232895	976	696	11159	632	11791	131	152	341	244686
Kurigram	538253	197079	1525	198604	1080	806	7555	595	8150	129	69	257	206754
Gaibandha	553796	206940	2348	209288	1062	1015	6107	424	6531	90	71	280	215819
Lalmonirhat	282066	95351	744	96095	429	310	4863	277	5140	116	69	156	101235
<b>Rangpur Div.</b>	<b>3640429</b>	<b>1352541</b>	<b>10464</b>	<b>1363005</b>	<b>6086</b>	<b>5382</b>	<b>61906</b>	<b>4170</b>	<b>66076</b>	<b>692</b>	<b>778</b>	<b>2536</b>	<b>1429081</b>
Bogura	774349	300038	2359	302397	1587	1372	12221	1114	13335	97	132	657	315732
Joipurhat	213710	81376	594	81970	345	278	3326	194	3520	25	44	158	85490
Naogaon	592246	248345	1664	250009	1269	676	8739	576	9315	60	70	347	259324
Chapai Nawabganj	379048	136064	909	136973	537	349	4847	394	5241	22	51	205	142214
Rajshahi	619611	200102	2585	202687	1490	1304	10073	639	10712	155	205	222	213399
Natore	414107	156389	1541	157930	850	670	7110	610	7720	33	128	380	165650
Pabna	590772	208263	1408	209671	779	497	8302	518	8820	156	119	252	218491
Serajganj	661756	250220	1828	252048	1018	741	15824	1034	16858	106	142	560	268906
<b>Rajshahi Div.</b>	<b>4245599</b>	<b>1580797</b>	<b>12888</b>	<b>1593685</b>	<b>7875</b>	<b>5887</b>	<b>70442</b>	<b>5079</b>	<b>75521</b>	<b>654</b>	<b>891</b>	<b>2781</b>	<b>1669206</b>
Kustia	460963	145394	1259	146653	707	625	6322	533	6855	58	103	288	153508
Meherpur	162461	45063	252	45315	126	106	1056	70	1126	16	21	22	46441
Chuadanga	259910	89104	641	89745	343	308	4029	299	4328	15	57	242	94073
Jhenaidaha	394875	147841	801	148642	536	354	5320	372	5692	63	73	199	154334
Magura	192544	70699	1190	71889	364	250	4175	337	4512	31	49	192	76401
Narail	155411	59666	654	60320	330	210	2101	171	2272	24	40	58	62592
Jashore	616859	185998	1073	187071	676	529	6800	501	7301	163	136	247	194372
Khulna	499059	179112	2823	181935	1436	827	5366	362	5728	435	394	163	187663
Bagerhat	303980	114906	981	115887	604	483	5721	420	6141	80	97	233	122028
Satkhira	438700	171860	1135	172995	689	401	5571	463	6034	63	68	285	179029
<b>Khulna Div.</b>	<b>3484762</b>	<b>1209643</b>	<b>10809</b>	<b>1220452</b>	<b>5811</b>	<b>4093</b>	<b>46461</b>	<b>3528</b>	<b>49989</b>	<b>948</b>	<b>1038</b>	<b>1929</b>	<b>1270441</b>
Barguna	198534	64086	1174	65260	558	628	5136	377	5513	42	130	182	70773
Patuakhali	340712	113226	1147	114373	698	553	7604	480	8084	115	123	861	122457
Barishal	425770	151535	1425	152960	833	575	7990	439	8429	70	61	245	161389
Jhalakati	115209	39724	402	40126	276	173	2041	175	2216	57	55	53	42342
Bhola	371864	107621	810	108431	522	361	8454	458	8912	56	74	371	117343
Pirojpur	205531	75826	819	76645	685	469	6310	526	6836	72	75	280	83481
<b>Barishal Div.</b>	<b>1657620</b>	<b>552018</b>	<b>5777</b>	<b>557795</b>	<b>3572</b>	<b>2759</b>	<b>37535</b>	<b>2455</b>	<b>39990</b>	<b>412</b>	<b>518</b>	<b>1992</b>	<b>597785</b>

Name of District	Total E. Couple	Oral Pill											Total Oral Pill
		Normal					Postpartum					Postpartum Expire	
		Old	New	Total	Dropout		Old	New	Total	Dropout			
					No Method	Switch Over				No Method	Switch Over		
Gopalganj	221995	86253	798	87051	467	486	3897	233	4130	30	30	130	91181
Madaripur	234430	82558	463	83021	338	266	4461	289	4750	41	38	237	87771
Shariatpur	216031	72104	569	72673	384	198	4637	293	4930	65	40	144	77603
Faridpur	398266	133664	1496	135160	1022	890	5624	525	6149	101	115	285	141309
Rajbari	234783	79230	847	80077	457	377	4119	311	4430	63	81	172	84507
Dhaka	737860	238314	2096	240410	1250	719	9690	823	10513	141	122	328	250923
Gazipur	426654	173841	1028	174869	705	378	6458	474	6932	523	71	222	181801
Munshiganj	302809	103841	732	104573	402	374	5688	358	6046	30	66	196	110619
Narayanganj	537746	195885	2615	198500	1067	817	9510	809	10319	154	111	404	208819
Narsingdi	427579	151212	1314	152526	704	541	7175	516	7691	84	56	2234	160217
Manikganj	308454	104810	1046	105856	717	461	4990	478	5468	56	83	358	111324
Tangail	850270	331621	1555	333176	1219	678	10739	711	11450	271	107	412	344626
Kishoreganj	568367	219626	2150	221776	1335	1043	11069	803	11872	179	192	301	233648
<b>Dhaka Div.</b>	<b>5465244</b>	<b>1972959</b>	<b>16709</b>	<b>1989668</b>	<b>10067</b>	<b>7228</b>	<b>88057</b>	<b>6623</b>	<b>94680</b>	<b>1738</b>	<b>1112</b>	<b>5423</b>	<b>2084348</b>
Jamalpur	489499	174024	1164	175188	688	543	8437	516	8953	64	67	307	184141
Sherpur	322274	123577	1067	124644	695	519	5532	325	5857	22	51	220	130501
Mymensingh	1058245	476990	3693	480683	2437	1398	28087	2107	30194	159	175	1301	510877
Netrokona	421408	174141	1454	175595	863	560	8934	547	9481	86	56	315	185076
<b>Mymensingh Div.</b>	<b>2291426</b>	<b>948732</b>	<b>7378</b>	<b>956110</b>	<b>4683</b>	<b>3020</b>	<b>50990</b>	<b>3495</b>	<b>54485</b>	<b>331</b>	<b>349</b>	<b>2143</b>	<b>1010595</b>
Brahmanbaria	535294	155869	1399	157268	1081	467	12903	844	13747	153	99	404	171015
Cumilla	1132396	379043	2439	381482	1791	1058	26898	1348	28246	350	185	813	409728
Chandpur	475435	169281	1138	170419	870	553	12208	733	12941	80	124	428	183360
Feni	282922	82853	711	83564	363	324	5980	366	6346	76	84	84	89910
Noakhali	590141	188290	1116	189406	1035	498	13631	600	14231	157	96	338	203637
Lakshmipur	329495	99662	551	100213	2520	192	6651	411	7062	43	40	200	107275
Chattogram	1066932	386228	2452	388680	1587	920	21331	1053	22384	272	193	523	411064
Cox's Bazar	428165	137768	1243	139011	835	408	13626	747	14373	206	138	310	153384
Rangamati	101085	38346	390	38736	175	125	1113	97	1210	20	11	120	39946
Khagrachhari	114872	45765	336	46101	184	89	1807	110	1917	20	17	83	48018
Bandarban	73669	20972	839	21811	319	326	2385	381	2766	93	103	85	24577
<b>Chattogram Div.</b>	<b>5130406</b>	<b>1704077</b>	<b>12614</b>	<b>1716691</b>	<b>10760</b>	<b>4960</b>	<b>118533</b>	<b>6690</b>	<b>125223</b>	<b>1470</b>	<b>1090</b>	<b>3388</b>	<b>1841914</b>
Sylhet	601899	170853	1882	172735	2230	482	13087	630	13717	125	73	328	186452
Habiganj	396241	147871	1174	149045	1953	322	11250	602	11852	139	75	317	160897
Moulavi Bazar	339961	116627	1132	117759	727	447	6344	599	6943	79	81	270	124702
Sunamganj	405517	129938	2056	131994	1471	831	13421	933	14354	249	167	303	146348
<b>Sylhet Div.</b>	<b>1743618</b>	<b>565289</b>	<b>6244</b>	<b>571533</b>	<b>6381</b>	<b>2082</b>	<b>44102</b>	<b>2764</b>	<b>46866</b>	<b>592</b>	<b>396</b>	<b>1218</b>	<b>618399</b>
<b>National</b>	<b>27659104</b>	<b>9886056</b>	<b>82883</b>	<b>9968939</b>	<b>55235</b>	<b>35411</b>	<b>518026</b>	<b>34804</b>	<b>552830</b>	<b>6837</b>	<b>6172</b>	<b>21410</b>	<b>10521769</b>

Name of District	Condom											Total Condom
	Normal					Postpartum					Postpartum Expire	
	Old	New	Total	Drop out		Old	New	Total	Drop out			
				No Methd	Switch Over				No Methd	Switch Over		
Dinajpur	30278	363	30641	269	153	2144	152	2296	22	33	101	32937
Thakurgaon	10109	99	10208	70	40	483	25	508	2	4	11	10716
Panchgarh	7569	159	7728	78	28	531	39	570	14	7	18	8298
Nilphamari	13237	136	13373	85	90	991	65	1056	17	26	36	14429
Rangpur	29617	478	30095	210	114	1944	189	2133	35	60	36	32228
Kurigram	23703	626	24329	308	126	1643	96	1739	27	11	48	26068
Gaibandha	26168	391	26559	277	134	1481	90	1571	38	11	30	28130
Lalmonirhat	8164	108	8272	137	38	815	36	851	4	4	32	9123
<b>Rangpur Div.</b>	<b>148845</b>	<b>2360</b>	<b>151205</b>	<b>1434</b>	<b>723</b>	<b>10032</b>	<b>692</b>	<b>10724</b>	<b>159</b>	<b>156</b>	<b>312</b>	<b>161929</b>
Bogura	57363	595	57958	289	440	2324	141	2465	18	27	108	60423
Joipurhat	14179	128	14307	51	54	749	29	778	8	9	45	15085
Naogaon	31870	403	32273	723	125	1831	123	1954	14	18	91	34227
Nawabganj	42888	324	43212	219	101	2430	156	2586	15	16	147	45798
Rajshahi	75879	1785	77664	909	745	6227	649	6876	279	267	89	84540
Natore	36666	503	37169	237	158	2057	117	2174	82	47	69	39343
Pabna	46554	351	46905	243	97	2564	104	2668	16	11	79	49573
Serajganj	60496	482	60978	319	136	4534	157	4691	39	38	100	65669
<b>Rajshahi Div.</b>	<b>365895</b>	<b>4571</b>	<b>370466</b>	<b>2990</b>	<b>1856</b>	<b>22716</b>	<b>1476</b>	<b>24192</b>	<b>471</b>	<b>433</b>	<b>728</b>	<b>394658</b>
Kustia	50547	511	51058	242	143	2882	171	3053	34	22	94	54111
Meherpur	14993	121	15114	57	49	627	46	673	6	3	16	15787
Chuadanga	18562	157	18719	99	45	1002	52	1054	6	14	474	19773
Jhenaidaha	28989	268	29257	148	64	1816	129	1945	307	25	49	31202
Magura	11858	124	11982	80	39	1101	53	1154	19	33	23	13136
Narail	12737	119	12856	90	40	629	27	656	17	7	5	13512
Jashore	51985	434	52419	265	144	2995	141	3136	31	33	105	55555
Khulna	52238	1012	53250	595	131	1932	94	2026	34	27	52	55276
Bagerhat	20733	369	21102	212	130	1404	88	1492	34	25	18	22594
Satkhira	28105	270	28375	151	131	1624	89	1713	25	11	80	30088
<b>Khulna Div.</b>	<b>290747</b>	<b>3385</b>	<b>294132</b>	<b>1939</b>	<b>916</b>	<b>16012</b>	<b>890</b>	<b>16902</b>	<b>513</b>	<b>200</b>	<b>916</b>	<b>311034</b>
Barguna	5326	184	5510	94	89	604	36	640	7	12	10	6150
Patuakhali	12424	198	12622	105	80	1168	55	1223	18	18	11	13845
Barishal	25962	311	26273	240	189	2158	113	2271	27	18	50	28544
Jhalakati	6026	88	6114	73	31	457	38	495	14	13	4	6609
Bhola	12711	230	12941	204	78	793	49	842	8	5	15	13783
Pirojpur	10719	159	10878	112	60	837	61	898	14	5	33	11776
<b>Barishal Div.</b>	<b>73168</b>	<b>1170</b>	<b>74338</b>	<b>828</b>	<b>527</b>	<b>6017</b>	<b>352</b>	<b>6369</b>	<b>88</b>	<b>71</b>	<b>123</b>	<b>80707</b>

Name of District	Condom											Total Condom
	Normal					Postpartum					Postpartum Expire	
	Old	New	Total	Drop out		Old	New	Total	Drop out			
				No Methd	Switch Over				No Methd	Switch Over		
Gopalganj	22199	268	22467	217	105	1586	77	1663	20	16	50	24130
Madaripur	15148	138	15286	113	33	1610	69	1679	22	16	22	16965
Shariatpur	18253	215	18468	100	44	1497	44	1541	15	8	38	20009
Faridpur	42593	545	43138	238	151	2572	203	2775	60	28	91	45913
Rajbari	19742	310	20052	145	51	1391	81	1472	41	11	35	21524
Dhaka	75570	613	76183	345	187	5065	281	5346	44	47	166	81529
Gazipur	33404	211	33615	141	57	2172	71	2243	20	15	30	35858
Munshiganj	28931	209	29140	125	74	2468	100	2568	13	16	58	31708
Narayanganj	39559	441	40000	348	222	3675	174	3849	51	47	123	43849
Narshingdi	30427	476	30903	203	111	2695	124	2819	25	22	64	33722
Manikganj	29541	294	29835	202	100	1696	146	1842	17	14	75	31677
Tangail	65454	494	65948	298	123	3095	181	3276	55	34	65	69224
Kishoreganj	31025	651	31676	432	388	3071	212	3283	93	61	65	34959
<b>Dhaka Div.</b>	<b>451846</b>	<b>4865</b>	<b>456711</b>	<b>2907</b>	<b>1646</b>	<b>32593</b>	<b>1763</b>	<b>34356</b>	<b>476</b>	<b>335</b>	<b>882</b>	<b>491067</b>
Jamalpur	27293	175	27468	100	52	1803	83	1886	15	9	20	29354
Sherpur	15523	159	15682	80	30	894	30	924	11	19	34	16606
Mymensingh	47299	658	47957	444	238	4149	303	4452	33	21	114	52409
Netrokona	15140	256	15396	181	98	1659	78	1737	20	13	59	17133
<b>Mymensingh Div.</b>	<b>105255</b>	<b>1248</b>	<b>106503</b>	<b>805</b>	<b>418</b>	<b>8505</b>	<b>494</b>	<b>8999</b>	<b>79</b>	<b>62</b>	<b>227</b>	<b>115502</b>
Brahmanbaria	33530	322	33852	407	75	2821	141	2962	182	14	58	36814
Cumilla	67098	680	67778	485	221	6929	374	7303	92	53	199	75081
Chandpur	22745	240	22985	163	85	2325	128	2453	12	21	41	25438
Feni	18922	212	19134	160	95	2270	117	2387	18	19	26	21521
Noakhali	37949	266	38215	318	57	4305	168	4473	47	12	34	42688
Lakshmipur	15310	118	15428	91	30	1601	69	1670	10	15	44	17098
Chattogram	74368	749	75117	477	239	6982	306	7288	67	46	174	82405
Cox's Bazar	19774	256	20030	159	68	2636	129	2765	29	13	26	22795
Rangamati	6114	67	6181	29	17	299	8	307	3	0	9	6488
Khagrachhari	3708	37	3745	18	14	237	12	249	1	3	4	3994
Bandarban	3600	142	3742	126	61	444	50	494	14	9	6	4236
<b>Chattogram Div.</b>	<b>303118</b>	<b>3089</b>	<b>306207</b>	<b>2433</b>	<b>962</b>	<b>30849</b>	<b>1502</b>	<b>32351</b>	<b>475</b>	<b>205</b>	<b>621</b>	<b>338558</b>
Sylhet	52157	625	52782	1095	74	4834	200	5034	45	17	58	57816
Habiganj	21363	256	21619	232	50	2520	110	2630	33	7	30	24249
Moulavi Bazar	18135	276	18411	193	91	1402	147	1549	24	15	22	19960
Sunamganj	24844	608	25452	498	191	3907	274	4181	110	35	114	29633
<b>Sylhet Div.</b>	<b>116499</b>	<b>1765</b>	<b>118264</b>	<b>2018</b>	<b>406</b>	<b>12663</b>	<b>731</b>	<b>13394</b>	<b>212</b>	<b>74</b>	<b>224</b>	<b>131658</b>
<b>National</b>	<b>1855373</b>	<b>22453</b>	<b>1877826</b>	<b>15354</b>	<b>7454</b>	<b>139387</b>	<b>7900</b>	<b>147287</b>	<b>2473</b>	<b>1536</b>	<b>4033</b>	<b>2025113</b>

Name of District	Injectable											Total Injectable
	Normal					Postpartum					Postpartum Expire	
	Old	New	Total	Drop out		Old	New	Total	Drop out			
				No Methd	Switch Over				No Methd	Switch Over		
Dinajpur	69127	471	69598	325	338	3034	150	3184	27	35	118	72782
Thakurgaon	58045	269	58314	217	311	1378	51	1429	10	5	37	59743
Panchgarh	39335	326	39661	268	267	852	43	895	9	7	48	40556
Nilphamari	68200	433	68633	258	304	2785	138	2923	23	28	90	71556
Rangpur	104005	732	104737	510	684	3657	173	3830	65	105	74	108567
Kurigram	107872	894	108766	612	565	2104	114	2218	23	411	66	110984
Gaibandha	95438	976	96414	727	554	2393	101	2494	60	21	71	98908
Lalmonirhat	57291	376	57667	222	203	1509	60	1569	14	12	95	59236
<b>Rangpur Div.</b>	<b>599313</b>	<b>4477</b>	<b>603790</b>	<b>3139</b>	<b>3226</b>	<b>17712</b>	<b>830</b>	<b>18542</b>	<b>231</b>	<b>624</b>	<b>599</b>	<b>622332</b>
Bogura	103427	665	104092	437	361	2904	159	3063	15	21	127	107155
Joipurhat	23593	131	23724	61	56	559	26	585	5	6	12	24309
Naogaon	53987	506	54493	326	257	1507	65	1572	15	39	58	56065
Nawabganj	51303	253	51556	222	185	1218	45	1263	21	10	49	52819
Rajshahi	86158	1381	87539	693	812	4235	337	4572	123	135	55	92111
Natore	45553	504	46057	232	301	1472	72	1544	18	33	41	47601
Pabna	100629	365	100994	296	176	2809	71	2880	13	16	58	103874
Serajganj	117467	737	118204	348	314	4599	120	4719	40	34	123	122923
<b>Rajshahi Div.</b>	<b>582117</b>	<b>4542</b>	<b>586659</b>	<b>2615</b>	<b>2462</b>	<b>19303</b>	<b>895</b>	<b>20198</b>	<b>250</b>	<b>294</b>	<b>523</b>	<b>606857</b>
Kustia	70123	476	70599	198	237	2215	92	2307	19	13	70	72906
Meherpur	34218	158	34376	78	126	494	46	540	0	2	13	34916
Chuadanga	51228	269	51497	168	193	1316	82	1398	10	24	48	52895
Jhenaidaha	48140	285	48425	173	164	1578	65	1643	21	37	23	50068
Magura	25392	193	25585	96	104	1456	52	1508	3	2	44	27093
Narail	17502	125	17627	81	74	416	12	428	2	6	4	18055
Jashore	123874	463	124337	355	294	3140	83	3223	17	29	66	127560
Khulna	67775	1000	68775	506	375	1609	71	1680	16	15	24	70455
Bagerhat	40839	437	41276	281	241	1374	69	1443	15	16	21	42719
Satkhira	64894	356	65250	193	162	1260	53	1313	10	7	55	66563
<b>Khulna Div.</b>	<b>543985</b>	<b>3762</b>	<b>547747</b>	<b>2129</b>	<b>1970</b>	<b>14858</b>	<b>625</b>	<b>15483</b>	<b>113</b>	<b>151</b>	<b>368</b>	<b>563230</b>
Barguna	37120	590	37710	310	326	1593	63	1656	49	21	34	39366
Patuakhali	70159	495	70654	278	1581	2621	107	2728	66	29	76	73382
Barishal	62105	589	62694	436	316	2791	104	2895	34	15	68	65589
Jhalakati	15977	165	16142	125	45	462	39	501	20	15	14	16643
Bhola	111466	666	112132	774	644	3707	151	3858	27	43	111	115990
Pirojpur	28443	318	28761	242	154	1038	44	1082	12	8	44	29843
<b>Barishal Div.</b>	<b>325270</b>	<b>2823</b>	<b>328093</b>	<b>2165</b>	<b>3066</b>	<b>12212</b>	<b>508</b>	<b>12720</b>	<b>208</b>	<b>131</b>	<b>347</b>	<b>340813</b>

Name of District	Injectable											Total Injectable
	Normal					Postpartum						
	Old	New	Total	Drop out		Old	New	Total	Drop out		Postpartum Expire	
				No Methd	Switch Over				No Methd	Switch Over		
Gopalganj	21363	260	21623	142	77	917	27	944	3	3	16	22567
Madaripur	34762	189	34951	137	111	1620	36	1656	17	22	34	36607
Shariatpur	30481	184	30665	186	98	1412	29	1441	11	1	22	32106
Faridpur	43904	489	44393	259	204	1078	58	1136	35	21	37	45529
Rajbari	31994	252	32246	170	145	1122	40	1162	9	10	25	33408
Dhaka	91343	590	91933	307	243	3757	132	3889	51	31	74	95822
Gazipur	40318	222	40540	135	66	1192	38	1230	1	4	28	41770
Munshiganj	31737	134	31871	119	92	1546	38	1584	39	9	23	33455
Narayanganj	71501	644	72145	381	277	3071	89	3160	29	23	88	75305
Narshingdi	64190	436	64626	315	407	2662	96	2758	52	36	44	67384
Manikganj	34932	306	35238	222	126	1141	54	1195	11	10	24	36433
Tangail	99551	515	100066	453	248	2124	71	2195	36	15	55	102261
Kishoreganj	65130	908	66038	550	529	3154	167	3321	61	53	54	69359
<b>Dhaka Div.</b>	<b>661206</b>	<b>5129</b>	<b>666335</b>	<b>3376</b>	<b>2623</b>	<b>24796</b>	<b>875</b>	<b>25671</b>	<b>355</b>	<b>238</b>	<b>524</b>	<b>692006</b>
Jamalpur	85390	274	85664	264	161	2588	75	2663	22	5	38	88327
Sherpur	51782	207	51989	187	121	1328	35	1363	12	21	47	53352
Mymensingh	118497	950	119447	665	488	5927	213	6140	92	25	198	125587
Netrokona	47808	416	48224	296	252	3221	108	3329	33	11	77	51553
<b>Mymensingh Div.</b>	<b>303477</b>	<b>1847</b>	<b>305324</b>	<b>1412</b>	<b>1022</b>	<b>13064</b>	<b>431</b>	<b>13495</b>	<b>159</b>	<b>62</b>	<b>360</b>	<b>318819</b>
Brahmanbaria	68652	412	69064	555	131	3800	123	3923	107	8	75	72987
Cumilla	172743	951	173694	737	451	8725	375	9100	87	60	141	182794
Chandpur	73932	383	74315	330	231	3287	124	3411	14	32	88	77726
Feni	39093	309	39402	217	130	2309	92	2401	22	12	22	41803
Noakhali	93666	418	94084	421	123	6433	168	6601	39	17	84	100685
Lakshmipur	68365	299	68664	213	66	3752	195	3947	20	7	89	72611
Chattogram	112927	847	113774	601	393	7080	226	7306	55	38	129	121080
Cox's Bazar	87705	752	88457	515	266	7579	273	7852	66	55	136	96309
Rangamati	13268	88	13356	71	62	389	10	399	3	0	8	13755
Khagrachhari	16538	83	16621	67	48	502	5	507	3	2	6	17128
Bandarban	11475	174	11649	189	102	862	45	907	15	10	13	12556
<b>Chattogram Div.</b>	<b>758364</b>	<b>4716</b>	<b>763080</b>	<b>3916</b>	<b>2003</b>	<b>44718</b>	<b>1636</b>	<b>46354</b>	<b>431</b>	<b>241</b>	<b>791</b>	<b>809434</b>
Sylhet	97125	712	97837	553	104	5921	133	6054	68	29	67	103891
Habiganj	41910	270	42180	302	95	3377	70	3447	10	3	25	45627
Moulavi Bazar	39343	276	39619	286	129	1432	47	1479	15	13	13	41098
Sunamganj	46948	637	47585	444	225	3848	152	4000	36	20	51	51585
<b>Sylhet Div.</b>	<b>225326</b>	<b>1895</b>	<b>227221</b>	<b>1585</b>	<b>553</b>	<b>14578</b>	<b>402</b>	<b>14980</b>	<b>129</b>	<b>65</b>	<b>156</b>	<b>242201</b>
<b>National</b>	<b>3999058</b>	<b>29191</b>	<b>4028249</b>	<b>20337</b>	<b>16925</b>	<b>161241</b>	<b>6202</b>	<b>167443</b>	<b>1876</b>	<b>1806</b>	<b>3668</b>	<b>4195692</b>



Name of District	IUD											Total IUD
	Normal					Postpartum						
	Old	New	Total	Drop out		Old	New	Total	Drop out		Postpartum Expire	
				No Methd	Switch Over				No Methd	Switch Over		
Dinajpur	9995	60	10055	35	34	340	14	354	4	3	10	10409
Thakurgaon	1794	6	1800	6	1	69	3	72	0	0	2	1872
Panchgarh	3962	10	3972	8	9	55	0	55	1	0	1	4027
Nilphamari	5532	41	5573	25	31	231	4	235	0	1	5	5808
Rangpur	13191	52	13243	67	14	547	4	551	2	1	9	13794
Kurigram	11605	92	11697	48	33	166	6	172	3	1	4	11869
Gaibandha	17067	54	17121	114	46	297	3	300	3	0	6	17421
Lalmonirhat	2602	32	2634	105	32	141	8	149	1	2	2	2783
<b>Rangpur Div.</b>	<b>65748</b>	<b>347</b>	<b>66095</b>	<b>408</b>	<b>200</b>	<b>1846</b>	<b>42</b>	<b>1888</b>	<b>14</b>	<b>8</b>	<b>39</b>	<b>67983</b>
Bogra	19185	41	19226	64	25	226	7	233	5	0	6	19459
Joipurhat	3092	19	3111	4	9	48	0	48	0	0	2	3159
Naogaon	10105	42	10147	38	22	239	12	251	89	0	10	10398
Nawabganj	5280	22	5302	12	7	158	2	160	2	0	4	5462
Rajshahi	7089	35	7124	25	20	198	4	202	1	1	5	7326
Natore	7649	32	7681	19	17	168	9	177	3	3	7	7858
Pabna	21402	45	21447	76	18	204	10	214	15	1	2	21661
Serajganj	20445	149	20594	68	36	1481	9	1490	5	1	3	22084
<b>Rajshahi Div.</b>	<b>94247</b>	<b>385</b>	<b>94632</b>	<b>306</b>	<b>154</b>	<b>2722</b>	<b>53</b>	<b>2775</b>	<b>120</b>	<b>6</b>	<b>39</b>	<b>97407</b>
Kustia	4736	12	4748	14	10	63	2	65	1	0	3	4813
Meherpur	2040	1	2041	4	5	27	0	27	0	0	2	2068
Chuadanga	4410	22	4432	16	8	100	5	105	0	0	2	4537
Jhenaidaha	7213	21	7234	27	12	154	2	156	0	0	2	7390
Magura	3764	30	3794	6	10	175	7	182	7	0	1	3976
Narail	4380	4	4384	29	5	45	0	45	0	1	1	4429
Jashore	16767	36	16803	33	19	346	4	350	1	2	7	17153
Khulna	12739	56	12795	50	25	456	9	465	228	2	10	13260
Bagerhat	9670	38	9708	37	15	381	3	384	0	0	1	10092
Satkhira	9467	22	9489	17	4	428	2	430	1	2	5	9919
<b>Khulna Div.</b>	<b>75186</b>	<b>242</b>	<b>75428</b>	<b>233</b>	<b>113</b>	<b>2175</b>	<b>34</b>	<b>2209</b>	<b>238</b>	<b>7</b>	<b>34</b>	<b>77637</b>
Barguna	4285	29	4314	21	14	116	1	117	2	1	1	4431
Patuakhali	8162	40	8202	30	22	445	8	453	2	0	7	8655
Barishal	12021	36	12057	47	20	379	3	382	0	0	5	12439
Jhalakati	4479	10	4489	19	11	85	4	89	2	2	2	4578
Bhola	10788	31	10819	18	12	278	9	287	0	0	3	11106
Pirojpur	9055	30	9085	36	26	231	4	235	0	2	5	9320
<b>Barishal Div.</b>	<b>48790</b>	<b>176</b>	<b>48966</b>	<b>171</b>	<b>105</b>	<b>1534</b>	<b>29</b>	<b>1563</b>	<b>6</b>	<b>5</b>	<b>23</b>	<b>50529</b>

Name of District	IUD											Total IUD
	Normal					Postpartum						
	Old	New	Total	Drop out		Old	New	Total	Drop out		Postpartum Expire	
				No Methd	Switch Over				No Methd	Switch Over		
Gopalganj	4362	9	4371	14	4	102	1	103	0	0	4	4474
Madaripur	7396	43	7439	27	10	272	7	279	0	0	4	7718
Shariatpur	8987	42	9029	37	12	272	1	273	4	2	8	9302
Faridpur	14399	75	14474	65	20	298	10	308	2	1	23	14782
Rajbari	5965	25	5990	25	14	97	0	97	1	1	3	6087
Dhaka	21037	85	21122	40	23	782	21	803	3	2	9	21925
Gazipur	8915	21	8936	19	6	139	4	143	1	0	0	9079
Munshiganj	7430	13	7443	43	17	349	4	353	3	2	11	7796
Narayanganj	11494	41	11535	45	24	398	5	403	4	2	2	11938
Narsingdi	14872	34	14906	27	22	430	7	437	2	1	6	15343
Manikganj	6976	23	6999	21	15	89	3	92	0	0	7	7091
Tangail	20345	81	20426	72	25	311	4	315	3	5	5	20741
Kishoreganj	19042	73	19115	70	45	671	15	686	3	7	3	19801
<b>Dhaka Div.</b>	<b>151220</b>	<b>565</b>	<b>151785</b>	<b>505</b>	<b>237</b>	<b>4210</b>	<b>82</b>	<b>4292</b>	<b>26</b>	<b>23</b>	<b>85</b>	<b>156077</b>
Jamalpur	14599	29	14628	24	11	254	3	257	5	0	3	14885
Sherpur	6766	11	6777	12	9	61	4	65	0	0	3	6842
Mymensingh	21648	66	21714	42	41	625	7	632	12	2	3	22346
Netrokona	7618	19	7637	30	14	389	1	390	2	1	1	8027
<b>Mymensingh Div.</b>	<b>50631</b>	<b>125</b>	<b>50756</b>	<b>108</b>	<b>75</b>	<b>1329</b>	<b>15</b>	<b>1344</b>	<b>19</b>	<b>3</b>	<b>10</b>	<b>52100</b>
Brahmanbaria	17443	39	17482	140	31	610	14	624	3	1	9	18106
Cumilla	36843	208	37051	142	50	1998	95	2093	25	18	30	39144
Chandpur	12777	72	12849	62	44	1211	36	1247	2	7	25	14096
Feni	9934	48	9982	30	17	850	68	918	1	1	3	10900
Noakhali	18073	54	18127	66	10	1343	13	1356	3	2	12	19483
Lakshmipur	8007	15	8022	52	5	442	9	451	3	0	7	8473
Chattogram	41629	129	41758	155	53	1803	39	1842	4	2	31	43600
Cox's Bazar	11537	22	11559	50	7	1309	32	1341	3	0	14	12900
Rangamati	4946	16	4962	22	12	322	9	331	2	0	13	5293
Khagrachhari	3921	18	3939	18	5	192	5	197	0	0	0	4136
Bandarban	3845	15	3860	55	31	363	10	373	2	2	5	4233
<b>Chattogram Div.</b>	<b>168955</b>	<b>636</b>	<b>169591</b>	<b>792</b>	<b>265</b>	<b>10443</b>	<b>330</b>	<b>10773</b>	<b>48</b>	<b>33</b>	<b>149</b>	<b>180364</b>
Sylhet	15696	19	15715	46	16	889	8	897	6	0	23	16612
Habiganj	10040	7	10047	17	5	794	33	827	2	0	8	10874
Moulavi Bazar	10989	24	11013	40	20	501	22	523	4	3	5	11536
Sunamganj	12685	10	12695	39	12	750	17	767	2	0	3	13462
<b>Sylhet Div.</b>	<b>49410</b>	<b>60</b>	<b>49470</b>	<b>142</b>	<b>53</b>	<b>2934</b>	<b>80</b>	<b>3014</b>	<b>14</b>	<b>3</b>	<b>39</b>	<b>52484</b>
<b>National</b>	<b>704187</b>	<b>2536</b>	<b>706723</b>	<b>2665</b>	<b>1202</b>	<b>27193</b>	<b>665</b>	<b>27858</b>	<b>485</b>	<b>88</b>	<b>418</b>	<b>734581</b>

Name of District	Implant												Total Implant
	Normal					Postpartum							
	Old	New	Total	Drop out		Old	New	Total	Drop out		Postpartum Expire		
				No Methd	Switch Over				No Methd	Switch Over			
Dinajpur	40295	293	40588	129	212	2498	67	2565	10	10	82	43153	
Thakurgaon	13434	78	13512	51	69	326	13	339	2	0	12	13851	
Panchgarh	12625	56	12681	31	51	272	10	282	1	0	5	12963	
Nilphamari	18862	58	18920	65	54	991	11	1002	1	5	40	19922	
Rangpur	31678	156	31834	111	64	1330	21	1351	8	3	25	33185	
Kurigram	18447	84	18531	84	72	793	9	802	3	3	24	19333	
Gaibandha	28222	46	28268	133	91	993	7	1000	8	1	20	29268	
Lalmonirhat	12706	57	12763	33	44	487	10	497	15	4	18	13260	
<b>Rangpur Div.</b>	<b>176269</b>	<b>828</b>	<b>177097</b>	<b>637</b>	<b>657</b>	<b>7690</b>	<b>148</b>	<b>7838</b>	<b>48</b>	<b>26</b>	<b>226</b>	<b>184935</b>	
Bogura	51671	256	51927	193	221	2454	52	2506	6	4	88	54433	
Joipurhat	14595	164	14759	25	48	694	29	723	1	2	47	15482	
Naogaon	22464	138	22602	113	111	837	11	848	5	3	32	23450	
Nawabganj	6955	82	7037	18	47	249	6	255	7	0	10	7292	
Rajshahi	20242	151	20393	74	101	1026	19	1045	3	0	16	21438	
Natore	20296	167	20463	71	96	1150	42	1192	14	5	37	21655	
Pabna	22562	84	22646	42	54	659	20	679	1	5	8	23325	
Seraiganj	20998	95	21093	65	83	1119	15	1134	9	2	24	22227	
<b>Rajshahi Div.</b>	<b>179783</b>	<b>1137</b>	<b>180920</b>	<b>601</b>	<b>761</b>	<b>8188</b>	<b>194</b>	<b>8382</b>	<b>46</b>	<b>21</b>	<b>262</b>	<b>189302</b>	
Kustia	11993	95	12088	32	35	411	15	426	0	2	17	12514	
Meherpur	3436	5	3441	6	8	70	0	70	0	1	0	3511	
Chuadanga	9445	102	9547	18	34	314	18	332	3	8	22	9879	
Jhenaidaha	16365	76	16441	56	41	698	22	720	1	4	12	17161	
Magura	9488	39	9527	40	19	599	11	610	3	3	12	10137	
Narail	6325	7	6332	14	8	224	2	226	0	0	1	6558	
Jashore	29030	64	29094	58	53	1119	10	1129	2	2	24	30223	
Khulna	29682	136	29818	91	47	980	14	994	3	2	192	30812	
Bagerhat	13942	46	13988	27	25	915	2	917	1	592	14	14905	
Satkhira	15690	33	15723	28	42	566	1	567	0	0	19	16290	
<b>Khulna Div.</b>	<b>145396</b>	<b>603</b>	<b>145999</b>	<b>370</b>	<b>312</b>	<b>5896</b>	<b>95</b>	<b>5991</b>	<b>13</b>	<b>614</b>	<b>313</b>	<b>151990</b>	
Barguna	12456	69	12525	30	31	726	14	740	5	10	23	13265	
Patuakhali	22034	25	22059	61	62	1192	31	1223	3	3	14	23282	
Barishal	20920	44	20964	59	37	1000	5	1005	2	3	25	21969	
Jhalakati	6576	13	6589	20	4	259	2	261	2	2	3	6850	
Bhola	21745	65	21810	50	53	788	19	807	35	0	3	22617	
Pirojpur	11201	20	11221	40	21	677	3	680	11	2	237	11901	
<b>Barishal Div.</b>	<b>94932</b>	<b>236</b>	<b>95168</b>	<b>260</b>	<b>208</b>	<b>4642</b>	<b>74</b>	<b>4716</b>	<b>58</b>	<b>20</b>	<b>305</b>	<b>99884</b>	

Name of District	Implant											Total Implant
	Normal					Postpartum					Postpartum Expire	
	Old	New	Total	Drop out		Old	New	Total	Drop out			
				No Methd	Switch Over				No Methd	Switch Over		
Gopalganj	9539	10	9549	20	12	626	6	632	1	1	15	10181
Madaripur	15331	15	15346	31	20	740	3	743	1	0	14	16089
Shariatpur	8708	10	8718	16	9	586	27	613	4	0	11	9331
Faridpur	20075	132	20207	83	43	929	11	940	2	3	30	21147
Rajbari	14511	73	14584	40	45	640	16	656	1	2	24	15240
Dhaka	28086	55	28141	29	30	1562	19	1581	8	3	13	29722
Gazipur	15004	19	15023	44	11	522	4	526	1	0	11	15549
Munshiganj	10511	25	10536	31	39	643	10	653	1	7	16	11189
Narayanganj	17163	57	17220	42	40	925	2	927	9	3	17	18147
Narshingdi	13602	34	13636	19	15	713	5	718	1	0	136	14354
Manikganj	14390	87	14477	58	54	520	16	536	3	1	19	15013
Tangail	39413	128	39541	108	97	1150	15	1165	3	2	30	40706
Kishoreganj	31934	147	32081	97	62	1941	36	1977	8	7	37	34058
<b>Dhaka Div.</b>	<b>238267</b>	<b>792</b>	<b>239059</b>	<b>618</b>	<b>477</b>	<b>11497</b>	<b>170</b>	<b>11667</b>	<b>43</b>	<b>29</b>	<b>373</b>	<b>250726</b>
Jamalpur	28735	40	28775	65	42	1167	13	1180	5	2	15	29955
Sherpur	19201	82	19283	47	27	543	18	561	0	1	22	19844
Mymensingh	44079	110	44189	92	78	1968	8	1976	12	7	53	46165
Netrokona	21735	55	21790	62	45	1675	13	1688	3	9	23	23478
<b>Mymensingh Div.</b>	<b>113750</b>	<b>287</b>	<b>114037</b>	<b>266</b>	<b>192</b>	<b>5353</b>	<b>52</b>	<b>5405</b>	<b>20</b>	<b>19</b>	<b>113</b>	<b>119442</b>
Brahmanbaria	23326	29	23355	77	51	2588	16	2604	10	1	45	25959
Cumilla	39310	143	39453	174	50	3147	89	3236	24	18	41	42689
Chandpur	19336	61	19397	63	34	2321	21	2342	7	3	46	21739
Feni	11883	21	11904	24	32	1483	17	1500	2	1	5	13404
Noakhali	25699	54	25753	57	7	3561	9	3570	10	12	35	29323
Lakshmipur	15037	30	15067	37	10	1291	5	1296	3	2	23	16363
Chattogram	56728	58	56786	154	69	3646	14	3660	9	8	47	60446
Cox's Bazar	27176	54	27230	89	43	2784	28	2812	13	11	23	30042
Rangamati	10249	5	10254	13	8	434	1	435	0	1	20	10689
Khagrachhari	7090	6	7096	19	1	296	4	300	6	0	1	7396
Bandarban	6343	0	6343	43	22	638	0	638	8	0	1	6981
<b>Chattogram Div.</b>	<b>242177</b>	<b>461</b>	<b>242638</b>	<b>750</b>	<b>327</b>	<b>22189</b>	<b>204</b>	<b>22393</b>	<b>92</b>	<b>57</b>	<b>287</b>	<b>265031</b>
Sylhet	32073	18	32091	56	20	3106	9	3115	2	2	26	35206
Habiganj	14064	14	14078	17	11	2133	3	2136	1	2	17	16214
Moulavi Bazar	17315	25	17340	43	22	1176	2	1178	0	0	13	18518
Sunamganj	21845	18	21863	76	30	2720	8	2728	9	4	17	24591
<b>Sylhet Div.</b>	<b>85297</b>	<b>75</b>	<b>85372</b>	<b>192</b>	<b>83</b>	<b>9135</b>	<b>22</b>	<b>9157</b>	<b>12</b>	<b>8</b>	<b>73</b>	<b>94529</b>
<b>National</b>	<b>1275871</b>	<b>4419</b>	<b>1280290</b>	<b>3694</b>	<b>3017</b>	<b>74590</b>	<b>959</b>	<b>75549</b>	<b>332</b>	<b>794</b>	<b>1952</b>	<b>1355839</b>

Name of District	Permanent Method														Postpartum Expire	Total Permanent Method	Total Acceptors	CAR(%)
	Male							Female										
	Normal			Postpartum			Total Male	Normal			Postpartum			Total Female				
	Old	New	Total	Old	New	Total		Old	New	Total	Old	New	Total					
Dinajpur	44241	38	44279	69	3	72	44351	66342	81	66423	1979	112	2091	68514	0	112865	545613	82.0
Thakurgaon	14952	8	14960	2	1	3	14963	19666	14	19680	380	23	403	20083	0	35046	241247	79.1
Panchgarh	11560	1	11561	272	0	272	11833	12309	16	12325	372	27	399	12724	0	24557	191584	81.1
Nilphamari	19842	8	19850	66	2	68	19918	37874	42	37916	997	67	1064	38980	0	58898	337229	81.4
Rangpur	34853	17	34870	182	0	182	35052	35259	43	35302	2057	23	2080	37382	0	72434	504760	78.3
Kurigram	16630	7	16637	5	0	5	16642	22210	34	22244	402	24	426	22670	0	39312	415002	77.1
Gaibandha	22808	17	22825	13	0	13	22838	34437	73	34510	1057	63	1120	35630	0	58468	449554	81.2
Lalmonirhat	12633	9	12642	7	0	7	12649	22126	37	22163	487	30	517	22680	0	35329	226955	80.5
<b>Rangpur Div.</b>	<b>177519</b>	<b>105</b>	<b>177624</b>	<b>616</b>	<b>6</b>	<b>622</b>	<b>178246</b>	<b>250223</b>	<b>340</b>	<b>250563</b>	<b>7731</b>	<b>369</b>	<b>8100</b>	<b>258663</b>	<b>0</b>	<b>436909</b>	<b>2911944</b>	<b>80.0</b>
Bogura	26927	22	26949	54	0	54	27003	51902	34	51936	1335	96	1431	53367	0	80370	636795	82.2
Joipurhat	15322	10	15332	7	0	7	15339	19299	19	19318	347	13	360	19678	0	35017	179154	83.8
Naogaon	18136	13	18149	18	2	20	18169	68241	75	68316	1966	96	2062	70378	0	88547	472984	79.9
Nawabganj	15838	18	15856	6	1	7	15863	32081	79	32160	1080	66	1146	33306	0	49169	303786	80.1
Rajshahi	9253	3	9256	571	1	572	9828	67922	79	68001	4172	105	4277	72278	0	82106	505054	81.5
Natore	5025	3	5028	51	0	51	5079	51497	49	51546	1347	71	1418	52964	0	58043	340638	82.3
Pabna	11841	4	11845	45	0	45	11890	37013	39	37052	587	29	616	37668	0	49558	467954	79.2
Serajganj	11284	8	11292	5	1	6	11298	21123	126	21249	1263	76	1339	22588	0	33886	541943	81.9
<b>Rajshahi Div.</b>	<b>113626</b>	<b>81</b>	<b>113707</b>	<b>757</b>	<b>5</b>	<b>762</b>	<b>114469</b>	<b>349078</b>	<b>500</b>	<b>349578</b>	<b>12097</b>	<b>552</b>	<b>12649</b>	<b>362227</b>	<b>0</b>	<b>476696</b>	<b>3448308</b>	<b>81.2</b>
Kustia	4514	4	4518	23	0	23	4541	57092	78	57170	1902	103	2005	59175	0	63716	364201	79.0
Meherpur	527	0	527	0	0	0	527	23853	21	23874	710	37	747	24621	0	25148	128293	79.0
Chuadanga	1223	0	1223	0	0	0	1223	29129	39	29168	1242	89	1331	30499	0	31722	214398	82.5
Jhenaidaha	3067	1	3068	0	0	0	3068	44366	35	44401	1516	97	1613	46014	0	49082	309284	78.3
Magura	2157	3	2160	3	0	3	2163	18357	118	18475	995	37	1032	19507	0	21670	151822	78.9
Narail	2547	3	2550	0	0	0	2550	14317	30	14347	492	35	527	14874	0	17424	123218	79.3
Jashore	21451	11	21462	104	1	105	21567	47230	39	47269	835	44	879	48148	0	69715	496150	80.4
Khulna	17573	14	17587	8	1	9	17596	33630	57	33687	686	33	719	34406	0	52002	402844	80.7
Bagerhat	12045	14	12059	33	0	33	12092	20197	20	20217	429	32	461	20678	0	32770	246294	81.0
Satkhira	11483	4	11487	1	1	2	11489	36970	52	37022	1054	53	1107	38129	0	49618	352168	80.3
<b>Khulna Div.</b>	<b>76587</b>	<b>54</b>	<b>76641</b>	<b>172</b>	<b>3</b>	<b>175</b>	<b>76816</b>	<b>325141</b>	<b>489</b>	<b>325630</b>	<b>9861</b>	<b>560</b>	<b>10421</b>	<b>336051</b>	<b>0</b>	<b>412867</b>	<b>2788672</b>	<b>80.0</b>
Barguna	13036	26	13062	14	0	14	13076	8500	29	8529	557	32	589	9118	0	22194	157011	79.1
Patuakhali	9979	11	9990	7	2	9	9999	17584	25	17609	976	62	1038	18647	0	28646	272130	79.9
Barishal	9566	14	9580	30	3	33	9613	26977	47	27024	979	69	1048	28072	0	37685	328647	77.2
Jhalakati	4928	6	4934	1	1	2	4936	7768	13	7781	327	31	358	8139	0	13075	90193	78.3
Bhola	9665	25	9690	13	0	13	9703	9644	17	9661	143	9	152	9813	0	19516	301362	81.0
Pirojpur	6305	10	6315	11	0	11	6326	9579	6	9585	582	77	659	10244	0	16570	163986	79.8
<b>Barishal Div.</b>	<b>53479</b>	<b>92</b>	<b>53571</b>	<b>76</b>	<b>6</b>	<b>82</b>	<b>53653</b>	<b>80052</b>	<b>137</b>	<b>80189</b>	<b>3564</b>	<b>280</b>	<b>3844</b>	<b>84033</b>	<b>0</b>	<b>137686</b>	<b>1313329</b>	<b>79.2</b>

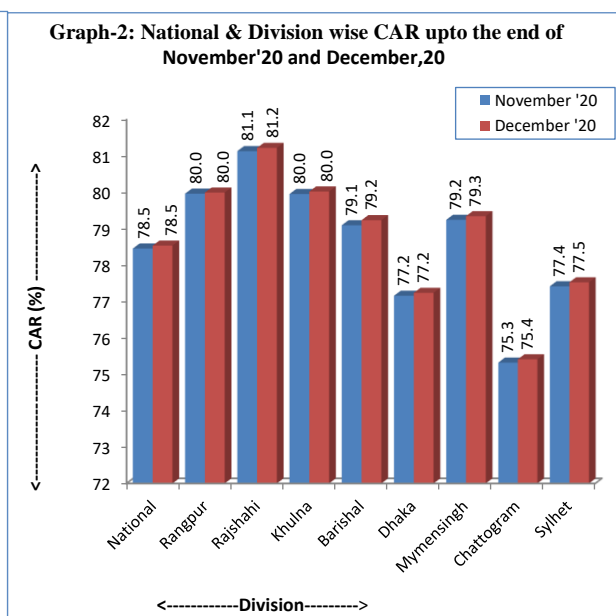
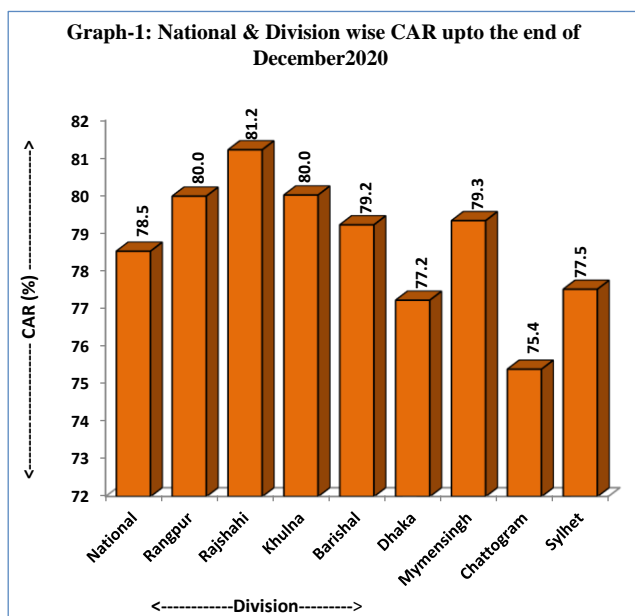
Name of District	Permanent Method														Postpartum Expire	Total Permanent Method	Total Acceptors	CAR(%)
	Male							Female										
	Normal			Postpartum			Total Male	Normal			Postpartum			Total Female				
	Old	New	Total	Old	New	Total		Old	New	Total	Old	New	Total					
Gopalganj	2895	28	2923	5	4	9	2932	19785	51	19836	593	66	659	20495	0	23427	177342	79.9
Madaripur	2665	4	2669	2	0	2	2671	14732	28	14760	580	33	613	15373	0	18044	183324	78.2
Shariatpur	4171	1	4172	3	0	3	4175	11737	44	11781	452	28	480	12261	0	16436	165117	76.4
Faridpur	8202	17	8219	1	0	1	8220	36608	94	36702	1258	79	1337	38039	0	46259	315564	79.2
Rajbari	5970	4	5974	1	0	1	5975	16999	23	17022	693	25	718	17740	0	23715	184759	78.7
Dhaka	22303	225	22528	135	6	141	22669	49322	66	49388	2435	190	2625	52013	0	74682	559068	75.8
Gazipur	4651	13	4664	51	0	51	4715	33422	20	33442	564	60	624	34066	0	38781	324569	76.1
Munshiganj	2225	4	2229	5	0	5	2234	27754	20	27774	1358	107	1465	29239	0	31473	226127	74.7
Narayanganj	13246	124	13370	68	7	75	13445	32443	41	32484	1300	57	1357	33841	0	47286	407337	75.7
Narshingdi	3287	5	3292	1	1	2	3294	31661	51	31712	2121	111	2232	33944	0	37238	326187	76.3
Manikganj	4188	28	4216	0	0	0	4216	29601	32	29633	908	133	1041	30674	0	34890	238296	77.3
Tangail	19349	9	19358	8	0	8	19366	59405	34	59439	2111	140	2251	61690	0	81056	659416	77.6
Kishoreganj	13854	13	13867	38	0	38	13905	44436	119	44555	1584	95	1679	46234	0	60139	453595	79.8
<b>Dhaka Div.</b>	<b>107006</b>	<b>475</b>	<b>107481</b>	<b>318</b>	<b>18</b>	<b>336</b>	<b>107817</b>	<b>407905</b>	<b>623</b>	<b>408528</b>	<b>15957</b>	<b>1124</b>	<b>17081</b>	<b>425609</b>	<b>0</b>	<b>533426</b>	<b>4220701</b>	<b>77.2</b>
Jamalpur	15083	14	15097	34	1	35	15132	27962	38	28000	1057	64	1121	29121	0	44253	391702	80.0
Sherpur	8772	4	8776	0	0	0	8776	16447	18	16465	710	58	768	17233	0	26009	253439	78.6
Mymensingh	34158	41	34199	59	1	60	34259	44551	42	44593	914	121	1035	45628	0	79887	840668	79.4
Netrokona	15364	108	15472	145	32	177	15649	25220	24	25244	1344	52	1396	26640	0	42289	332112	78.8
<b>Mymensingh Div.</b>	<b>73377</b>	<b>167</b>	<b>73544</b>	<b>238</b>	<b>34</b>	<b>272</b>	<b>73816</b>	<b>114180</b>	<b>122</b>	<b>114302</b>	<b>4025</b>	<b>295</b>	<b>4320</b>	<b>118622</b>	<b>0</b>	<b>192438</b>	<b>1817921</b>	<b>79.3</b>
Brahmanbaria	6361	14	6375	15	0	15	6390	42400	81	42481	1258	64	1322	43803	0	50193	375196	70.1
Cumilla	19250	50	19300	34	2	36	19336	85914	127	86041	3910	181	4091	90132	0	109468	863615	76.3
Chandpur	5435	14	5449	12	1	13	5462	34306	42	34348	1631	99	1730	36078	0	41540	364768	76.7
Feni	1815	2	1817	6	0	6	1823	23732	10	23742	1861	102	1963	25705	0	27528	206483	73.0
Noakhali	7385	15	7400	49	0	49	7449	39845	20	39865	1927	82	2009	41874	0	49323	446531	75.7
Lakshmipur	3358	2	3360	1	0	1	3361	14881	17	14898	1615	36	1651	16549	0	19910	239196	72.6
Chattogram	12291	43	12334	300	1	301	12635	60270	87	60357	1325	89	1414	61771	0	74406	794867	74.5
Cox's Bazar	12775	19	12794	127	0	127	12921	14915	21	14936	845	43	888	15824	0	28745	345798	80.8
Rangamati	2958	3	2961	0	1	1	2962	4562	4	4566	77	5	82	4648	0	7610	82728	81.8
Khagrachhari	3834	0	3834	74	0	74	3908	4855	2	4857	20	1	21	4878	0	8786	89349	77.8
Bandarban	4479	18	4497	7	2	9	4506	2614	1	2615	27	10	37	2652	0	7158	59819	81.2
<b>Chattogram Div.</b>	<b>79941</b>	<b>180</b>	<b>80121</b>	<b>625</b>	<b>7</b>	<b>632</b>	<b>80753</b>	<b>328294</b>	<b>412</b>	<b>328706</b>	<b>14496</b>	<b>712</b>	<b>15208</b>	<b>343914</b>	<b>0</b>	<b>424667</b>	<b>3868350</b>	<b>75.4</b>
Sylhet	14315	39	14354	63	1	64	14418	46139	98	46237	1518	43	1561	47798	0	62216	466978	77.6
Habiganj	14260	14	14274	190	2	192	14466	30412	60	30472	1191	53	1244	31716	0	46182	305148	77.0
Moulavi Bazar	15122	10	15132	33	1	34	15166	30495	52	30547	915	66	981	31528	0	46694	262416	77.2
Sunamganj	14912	25	14937	143	1	144	15081	33305	76	33381	1066	33	1099	34480	0	49561	317114	78.2
<b>Sylhet Div.</b>	<b>58609</b>	<b>88</b>	<b>58697</b>	<b>429</b>	<b>5</b>	<b>434</b>	<b>59131</b>	<b>140351</b>	<b>286</b>	<b>140637</b>	<b>4690</b>	<b>195</b>	<b>4885</b>	<b>145522</b>	<b>0</b>	<b>204653</b>	<b>1351656</b>	<b>77.5</b>
<b>National</b>	<b>740144</b>	<b>1242</b>	<b>741386</b>	<b>3231</b>	<b>84</b>	<b>3315</b>	<b>744701</b>	<b>1995224</b>	<b>2909</b>	<b>1998133</b>	<b>72421</b>	<b>4087</b>	<b>76508</b>	<b>2074641</b>	<b>0</b>	<b>2819342</b>	<b>21720881</b>	<b>78.5</b>

**Table -12: Number of New and Total Acceptors upto the end of November,20 and December,20**

Method	New Acceptors		% Change of December '20 over November,20	Total Acceptors		% Change of December '20 over November,20
	November '20	December '20		November '20	December '20	
Per.Method (Male)	1167	1326	13.6	744633	744701	0.0
Per.Method (Female)	6846	6996	2.2	2071707	2074641	0.1
Per.Method (Total)	8013	8322	3.9	2816340	2819342	0.1
IUD	6854	11543	68.4	731297	737088	0.8
Implant	27230	33043	21.3	1366309	1381449	1.1
Injectables	55481	58900	6.2	4206999	4212548	0.1
Oral Pill	114563	117687	2.7	10514365	10521769	0.1
Condom	42342	45672	7.9	2045948	2048685	0.1
<b>Total</b>	<b>254483</b>	<b>275167</b>	<b>8.1</b>	<b>21681258</b>	<b>21720881</b>	<b>0.2</b>

**Table -13: CAR(%) by Division upto the end of November 2020 and December 2020**

Division	November '20	December '20	% Change of December,20 over November'20
Rangpur	79.96	79.99	0.03
Rajshahi	81.13	81.22	0.09
Khulna	79.95	80.02	0.07
Barishal	79.09	79.23	0.14
Dhaka	77.15	77.23	0.08
Mymensingh	79.24	79.34	0.10
Chattogram	75.31	75.40	0.09
Sylhet	77.41	77.52	0.11
<b>National</b>	<b>78.45</b>	<b>78.53</b>	<b>0.08</b>

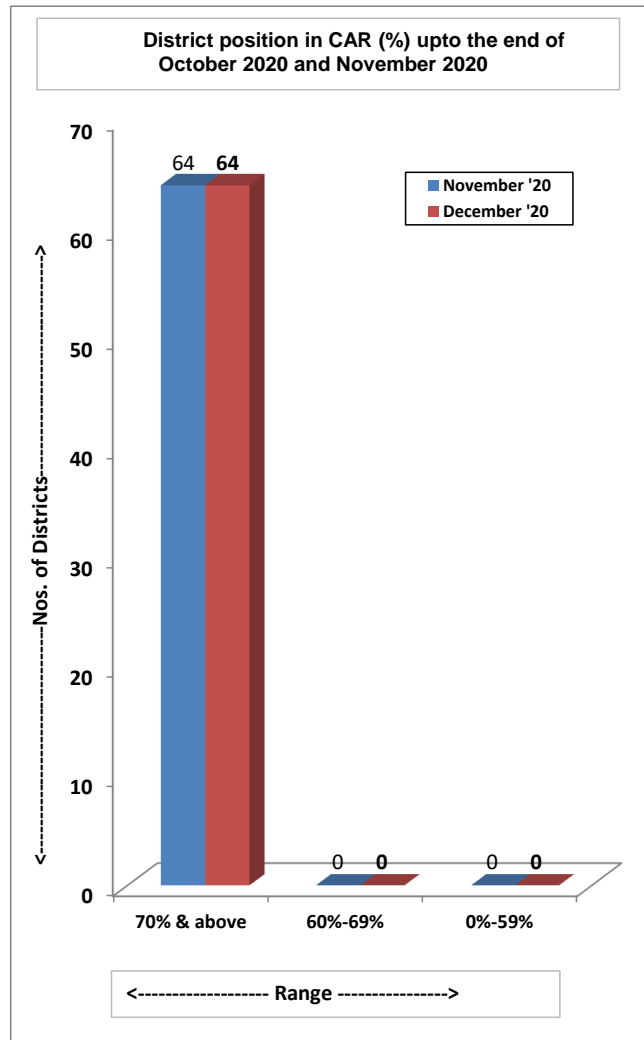




**Table -14: District by Range of CAR upto the end of December 2020**

Range	Sl.No.	District	CAR (%)
70% & above	1	Joipurhat	83.83
	2	Chuadanga	82.49
	3	Natore	82.26
	4	Bogura	82.24
	5	Dinajpur	81.99
	6	Serajganj	81.89
	7	Rangamati	81.84
	8	Rajshahi	81.51
	9	Nilphamari	81.36
	10	Bandarban	81.2
	11	Gaibandha	81.18
	12	Panchgarh	81.09
	13	Bhola	81.04
	14	Bagerhat	81.02
	15	Cox's Bazar	80.76
	16	Khulna	80.72
	17	Lalmonirhat	80.46
	18	Jashore	80.43
	19	Satkhira	80.28
	20	Nawabganj	80.14
	21	Jalalpur	80.02
	22	Gopalganj	79.89
	23	Patuakhali	79.87
	24	Naogaon	79.86
	25	Kishoreganj	79.81
	26	Pirojpur	79.79
	27	Mymensingh	79.44
	28	Narail	79.29
	29	Faridpur	79.23
	30	Pabna	79.21
	31	Barguna	79.09
	32	Thakurgaon	79.08
	33	Kustia	79.01
	34	Meherpur	78.97
	35	Magura	78.85
	36	Netrokona	78.81
	37	Rajbari	78.69
	38	Sherpur	78.64
	39	Jhenaidaha	78.32
	40	Jhalakati	78.29
	41	Rangpur	78.25
	42	Madaripur	78.2
	43	Sunamganj	78.2
	44	Khagrachhari	77.78
	45	Sylhet	77.58
	46	Tangail	77.55
	47	Manikganj	77.26
	48	Moulavi Bazar	77.19
	49	Barishal	77.19
	50	Kurigram	77.1
	51	Habiganj	77.01
	52	Chandpur	76.72
	53	Shariatpur	76.43
	54	Narshingdi	76.29
	55	Cumilla	76.26
	56	Gazipur	76.07
	57	Dhaka	75.77
	58	Narayanganj	75.75
	59	Noakhali	75.67
	60	Munshiganj	74.68
	61	Chattogram	74.5
	62	Feni	72.98
	63	Lakshmipur	72.59
	64	Brahmanbaria	70.09

Range	Nos of Districts CAR (%)
70% & above	64
60% - 69%	Nil
0%-59%	Nil



**Table -15 : List of Upazila achieved CAR above 70% upto the end of December 2020**

Sl. No.	Name of District	Name of Upazila	Total Couples	Total Acceptors	CAR (%)	Sl. No.	Name of District	Name of Upazila	Total Couples	Total Acceptors	CAR (%)
1	Joipurhat	Panchbibi	54969	46330	84.3	77	Rajshahi	Godagari	73197	59743	81.6
2	Joipurhat	Khetlal	26541	22361	84.3	78	Pirojpur	Pirojpur Sadar	28522	23272	81.6
3	Joipurhat	Akkelpur	31186	26159	83.9	79	Nilphamari	Dimia	63210	51549	81.6
4	Bogura	Sariakandi	50556	42367	83.8	80	Lalmonirhat	Hatibandha	52047	42435	81.5
5	Rangamati	Langadu	15856	13279	83.7	81	Patuakhali	Dashmina	27964	22798	81.5
6	Joipurhat	Joypurhat Sadar	65895	55166	83.7	82	Bandarban	Thanchi	4358	3552	81.5
7	Bogura	Dhunot	68233	57008	83.5	83	Manikganj	Saturia	38902	31707	81.5
8	Bogura	Kahaloo	55627	46445	83.5	84	Kishoreganj	Nikli	27428	22349	81.5
9	Chuadanga	Jiban Nagar	38300	31977	83.5	85	Bandarban	Naikhongchhari	11915	9706	81.5
10	Cox's Bazar	Chakaria	85547	71372	83.4	86	Jashore	Bagherpara	48367	39388	81.4
11	Rangamati	Kawkhali	10755	8972	83.4	87	Lalmonirhat	Aditmari	49214	40068	81.4
12	Mymensingh	Mymensingh Sadar	144163	120211	83.4	88	Cox's Bazar	Teknaf	53170	43277	81.4
13	Serajganj	Sirajganj Sadar	123044	102521	83.3	89	Pabna	Santhia	90165	73361	81.4
14	Natore	Gurudashpur	53081	44157	83.2	90	Jashore	Monirampur	97168	79051	81.4
15	Chuadanga	Chuadanga Sadar	70676	58748	83.1	91	Bogura	Adamdighi	45717	37185	81.3
16	Bagerhat	Bagerhat Sadar	55111	45804	83.1	92	Jashore	Keshobpur	59785	48618	81.3
17	Joipurhat	Kalai	35119	29138	83	93	Satkhira	Kaliganj	67561	54931	81.3
18	Chuadanga	Alamdanga	81252	67348	82.9	94	Gaibandha	Palashbari	59257	48167	81.3
19	Gaibandha	Sundarganj	114708	95013	82.8	95	Nilphamari	Saidpur	55876	45416	81.3
20	Bogura	Shibganj	91044	75396	82.8	96	Dinajpur	Parbatipur	83271	67679	81.3
21	Rajshahi	Bagmara	88963	73629	82.8	97	Rajshahi	Durgapur	44717	36338	81.3
22	Rangamati	Naniarchar	9332	7719	82.7	98	Bagerhat	Morralganj	58821	47785	81.2
23	Bagerhat	Kachua	20571	17009	82.7	99	Bagerhat	Sarankhola	20823	16915	81.2
24	Dinajpur	Birol	55391	45798	82.7	100	Serajganj	Kamarkhand	30947	25136	81.2
25	Bandarban	Bandarban Sadar	17221	14233	82.6	101	Kishoreganj	Bhariab	60784	49342	81.2
26	Bagerhat	Fakirhat	30571	25259	82.6	102	Nawabganj	Bholahat	25368	20588	81.2
27	Dinajpur	Chirir Bandar	66065	54564	82.6	103	Jashore	Jessore Sadar	152396	123680	81.2
28	Dinajpur	Birganj	73338	60569	82.6	104	Panchgarh	Debiganj	55811	45282	81.1
29	Nilphamari	Nilphamari Sadar	104454	86260	82.6	105	Gaibandha	Gobindaganj	111395	90367	81.1
30	Naogaon	Manda	92245	76168	82.6	106	Satkhira	Debhata	27250	22106	81.1
31	Khulna	Batiaghata	38831	32048	82.5	107	Rajshahi	Puthiya	50014	40558	81.1
32	Bhola	Lalmohan	64218	52992	82.5	108	Jhenaidaha	Kotchandpur	32059	25992	81.1
33	Natore	Lalpur	67948	56044	82.5	109	Lalmonirhat	Patgram	48332	39172	81
34	Bogura	Shajahanpur	80670	66524	82.5	110	Panchgarh	Panchgarh Sadar	63335	51324	81
35	Bhola	Monpura	15368	12664	82.4	111	Bhola	Tajumuddin	26890	21785	81
36	Natore	Natore Sadar	105618	87027	82.4	112	Dinajpur	Khanshama	44231	35831	81
37	Bogura	Dupchanchia	44368	36556	82.4	113	Serajganj	Belkuchi	71605	57993	81
38	Dinajpur	Dinajpur Sadar	101678	83769	82.4	114	Bogura	Bogra Sadar	94779	76747	81
39	Rangamati	Rangamati Sadar	20183	16618	82.3	115	Rajshahi	Bagha	43084	34886	81
40	Dinajpur	Birampur	35697	29390	82.3	116	Tangail	Modhupur	113800	92134	81
41	Dinajpur	Hakimpur	21521	17717	82.3	117	Naogaon	Porsa	30729	24868	80.9
42	Bogura	Sonatola	39710	32690	82.3	118	Gopalganj	Muksudpur	56232	45498	80.9
43	Faridpur	Modhukhali	46648	38392	82.3	119	Jhenaidaha	Harinakunda	43787	35411	80.9
44	Khulna	Digholia	94297	77576	82.3	120	Bhola	Charfashion	91927	74320	80.8
45	Serajganj	Ullahpara	123906	101914	82.3	121	Chuadanga	Damurhuda	69682	56325	80.8
46	Rangamati	Rajasthali	4687	3854	82.2	122	Gaibandha	Fulchhari	37101	29984	80.8
47	Serajganj	Shazadpur	114674	94247	82.2	123	Barguna	Patharghata	34376	27781	80.8
48	Cox's Bazar	Ramu	46439	38154	82.2	124	Rangamati	Barkal	7520	6077	80.8
49	Serajganj	Ravganj	69972	57480	82.1	125	Kishoreganj	Katiadi	62120	50197	80.8
50	Bandarban	Alikadam	10315	8472	82.1	126	Khulna	Dacope	31620	25547	80.8
51	Satkhira	Asasuni	57519	47241	82.1	127	Cumilla	Chouddagram	88274	71301	80.8
52	Nilphamari	Domar	58159	47761	82.1	128	Khulna	Koyra	41410	33445	80.8
53	Natore	Singra	86778	71238	82.1	129	Pabna	Ishwardi	73248	59147	80.7
54	Panchgarh	Boda	58186	47750	82.1	130	Natore	Bagatipara	31125	25131	80.7
55	Dinajpur	Bochaganj	34506	28317	82.1	131	Pirojpur	Indurkani	16010	12926	80.7
56	Rajshahi	Boalia (Sadar)	102289	83921	82	132	Pirojpur	Bhandaria	25071	20241	80.7
57	Manikganj	Ghor	35962	29503	82	133	Bogura	Nandigram	43253	34918	80.7
58	Natore	Bairagram	69557	57041	82	134	Kishoreganj	Austagram	29987	24196	80.7
59	Nawabganj	Nachol	34282	28103	82	135	Gopalganj	Gopalganj Sadar	57716	46548	80.7
60	Rangamati	Jurachhari	4501	3686	81.9	136	Serajganj	Tarash	47198	38061	80.6
61	Rajshahi	Tanore	46433	38010	81.9	137	Bhola	Daulatkhan	34931	28161	80.6
62	Bhola	Bhola Sadar	87173	71358	81.9	138	Patuakhali	Golachipa	82311	66340	80.6
63	Khulna	Dumuria	65340	53477	81.8	139	Sherpur	Sribordi	57685	46491	80.6
64	Naogaon	Niamatpur	58685	47992	81.8	140	Naogaon	Patnitola	55068	44371	80.6
65	Rangamati	Belaichhari	4916	4020	81.8	141	Jashore	Abhaynagar	55647	44836	80.6
66	Rajshahi	Poba	77605	63453	81.8	142	Rangpur	Pirganj	96701	77901	80.6
67	Jamalpur	Jamalpur Sadar	135349	110654	81.8	143	Meherpur	Mujibnagar	22619	18220	80.6
68	Dinajpur	Fulbari	37075	30309	81.8	144	Thakurgaon	Ranisankail	50070	40314	80.5
69	Bagerhat	Mongla	27496	22465	81.7	145	Jamalpur	Dewanganj	59853	48188	80.5
70	Cox's Bazar	Moheshkhali	59477	48594	81.7	146	Naogaon	Naogaon Sadar	62859	50606	80.5
71	Dinajpur	Kaharole	35744	29203	81.7	147	Nawabganj	Gomostapur	65766	52944	80.5
72	Bogura	Gabtal	74730	61036	81.7	148	Serajganj	Kazipur	57921	46627	80.5
73	Kishoreganj	Kishoreganj Sadar	73631	60119	81.6	149	Rajshahi	Charghat	49290	39675	80.5
74	Dinajpur	Nawabganj	51354	41929	81.6	150	Gazipur	Gazipur Sadar	97815	78709	80.5
75	Gaibandha	Sadullahpur	72040	58808	81.6	151	Rangpur	Pirgachha	75460	60717	80.5
76	Bogura	Sherpur	85662	69923	81.6	152	Manikganj	Shibalaya	35334	28427	80.5
153	Jamalpur	Melandaha	63253	50877	80.4	231	Jamalpur	Bakshiganj	42224	33492	79.3
154	Pirojpur	Nesarabada	41188	33124	80.4	232	Kustia	Daulatpur	110597	87717	79.3
155	Faridpur	Nagarkanda	38617	31055	80.4	233	Kurigram	Rajarhat	47818	37923	79.3
156	Panchgarh	Tentulia	29604	23804	80.4	234	Narail	Lohagara	47890	37969	79.3
157	Chattogram	Banshkhali	81329	65386	80.4	235	Habiganj	Habiganj Sadar	64163	50865	79.3
158	Kishoreganj	Tarail	31269	25123	80.3	236	Habiganj	Azmiriganj	20667	16382	79.3
159	Dinajpur	Ghoraghat	25567	20538	80.3	237	Pabna	Atghoria	35996	28531	79.3
160	Jamalpur	Sharishabari	66796	53649	80.3	238	Rajbari	Pangsha	57413	45496	79.2
161	Gaibandha	Gaibandha Sadar	103256	82904	80.3	239	Kurigram	Char Rajibpur	23207	18389	79.2
162	Khulna	Paikgachha	58822	47225	80.3	240	Habiganj	Lakhai	29507	23377	79.2
163	Khagrachhari	Lakshmichhari	5687	4564	80.3	241	Rajbari	Kalukhali	33607	26621	79.2

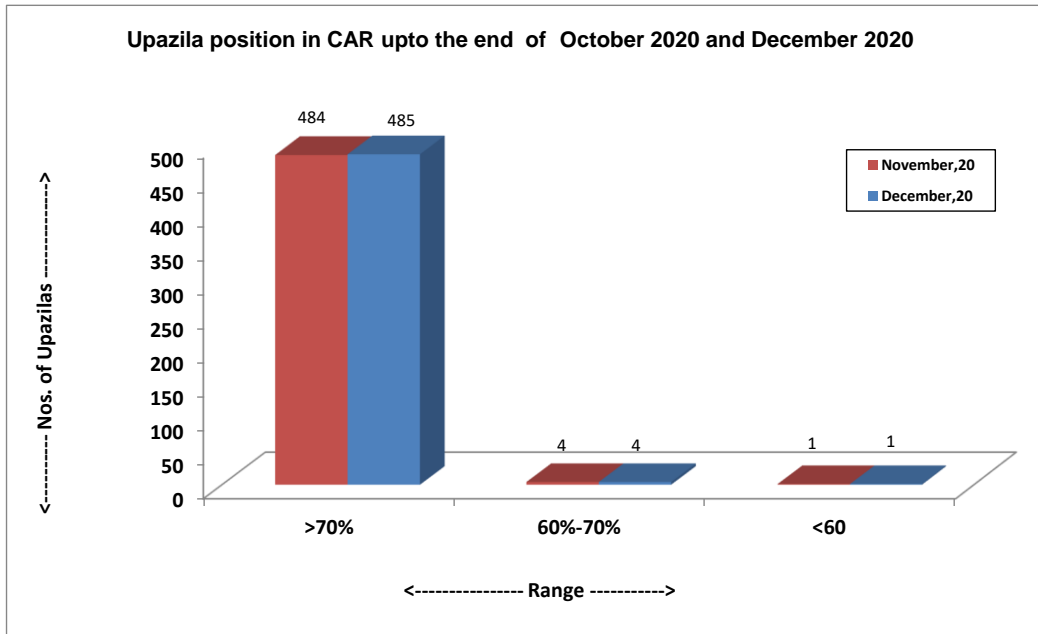
Sl. No.	Name of District	Name of Upazila	Total Couples	Total Acceptors	CAR (%)	Sl. No.	Name of District	Name of Upazila	Total Couples	Total Acceptors	CAR (%)
164	Bandarban	Ruma	4919	3946	80.2	242	Mymensingh	Dhubaura	41356	32745	79.2
165	Kurigram	Chilmari	31635	25366	80.2	243	Rajshahi	Mohanpur	44019	34841	79.1
166	Cox's Bazar	Pekua	33391	26771	80.2	244	Barguna	Amtali	66434	52579	79.1
167	Patuakhali	Dumki	13426	10762	80.2	245	Mymensingh	Fulbaria	87826	69498	79.1
168	Jhalakati	Rajapur	24119	19333	80.2	246	Barishal	Uzirpur	47783	37809	79.1
169	Jashore	Sarsa	80125	64214	80.1	247	Kustia	Kumarkhali	73545	58173	79.1
170	Naogaon	Sapahar	39715	31824	80.1	248	Kishoreganj	Itna	33066	26153	79.1
171	Bandarban	Lama	19452	15586	80.1	249	Gaibandha	Shaghata	56039	44311	79.1
172	Gopalganj	Kasiani	44416	35575	80.1	250	Sylhet	Sylhet Sadar	163930	129586	79
173	Pabna	Chatmohor	74794	59906	80.1	251	Jhenaidaha	Moheshpur	72582	57369	79
174	Barguna	Bmna	14628	11715	80.1	252	Kishoreganj	Mithamoin	24357	19248	79
175	Faridpur	Faridpur Sadar	97007	77685	80.1	253	Sylhet	Jakiganj	37036	29257	79
176	Nilphamari	Jaldhaka	78415	62795	80.1	254	Narail	Narail Sadar	62499	49364	79
177	Meherpur	Meherpur Sadar	62307	49892	80.1	255	Kurigram	Fulbari	41949	33118	78.9
178	Netrokona	Netrokona Sadar	69832	55891	80	256	Kishoreganj	Bazitpur	45902	36238	78.9
179	Sherpur	Jhenaigati	37843	30286	80	257	Kustia	Khoksa	30690	24226	78.9
180	Nawabganj	Shibganj	133178	106579	80	258	Thakurgaon	Haripur	31849	25138	78.9
181	Kustia	Bheramara	52083	41672	80	259	Sunamganj	Sadar (South)	29105	22968	78.9
182	Faridpur	Alphadanga	23020	18416	80	260	Bagerhat	Mollahat	27469	21675	78.9
183	Magura	Magura Sadar	79869	63894	80	261	Jashore	Jhikarghachha	70584	55679	78.9
184	Netrokona	Barhatta	34642	27713	80	262	Mymensingh	Haluaghat	67547	53281	78.9
185	Madaripur	Madaripur Sadar	72014	57590	80	263	Satkhira	Kolaroa	52333	41279	78.9
186	Sunamganj	Jogonnathpur	34618	27670	79.9	264	Tangail	Bhuapur	43994	34692	78.9
187	Sunamganj	Dharmapasa	44842	35842	79.9	265	Rajbari	Goalunda Ghat	25887	20122	78.9
188	Nilphamari	Kishoreganj	54383	43448	79.9	266	Sunamganj	Bishwamvarpur	28014	22088	78.8
189	Satkhira	Shyamnagar	75187	60065	79.9	267	Sylhet	Gowainghat	54625	43035	78.8
190	Sunamganj	Chhatak	55730	44519	79.9	268	Bandarban	Rowangchhari	5489	4324	78.8
191	Serajganj	Chouhali	22489	17964	79.9	269	Patuakhali	Kalapara	53352	42025	78.8
192	Panchagarh	Atowari	29330	23424	79.9	270	Rangpur	Rangpur Sadar	138488	109085	78.8
193	Rangpur	Gangachara	69028	55124	79.9	271	Netrokona	Kendua	59357	46725	78.7
194	Cumilla	Debidwar	93122	74340	79.8	272	Kustia	Mirpur	78547	61821	78.7
195	Rangamati	Baghaichhari	12782	10200	79.8	273	Rangamati	Kaptai	10553	8303	78.7
196	Sherpur	Nalitabari	58268	46478	79.8	274	Barishal	Gournadi	37305	29351	78.7
197	Jhalakati	Kathalia	21300	16990	79.8	275	Netrokona	Mohonganj	31769	24995	78.7
198	Khagrachhari	Matiranga	25484	20327	79.8	276	Rajbari	Rajbari Sadar	72440	56974	78.6
199	Narail	Kalia	45022	35885	79.7	277	Cox's Bazar	Coxs Bazar Sadar	84022	66078	78.6
200	Mymensingh	Gouripur	63364	50493	79.7	278	Gazipur	Sreepur	103127	81074	78.6
201	Satkhira	Satkhira Sadar	95178	75834	79.7	279	Barguna	Betagi	23468	18444	78.6
202	Habiganj	Baniachhong	58602	46681	79.7	280	Netrokona	Modan	27558	21654	78.6
203	Satkhira	Tala	63672	50712	79.6	281	Rangpur	Taraganj	36083	28344	78.6
204	Madaripur	Shibchar	58828	46854	79.6	282	Naogaon	Badalgachhi	48988	38428	78.4
205	Patuakhali	Patuakhali Sadar	71623	57044	79.6	283	Kustia	Kushia Sadar	115501	90592	78.4
206	Mymensingh	Trisal	92732	73846	79.6	284	Barishal	Bakerganj	64963	50953	78.4
207	Netrokona	Atpara	26293	20937	79.6	285	Kishoreganj	Kuliarchar	36096	28305	78.4
208	Mymensingh	Ishwarganj	82476	65668	79.6	286	Chandpur	Chandpur Sadar	74665	58533	78.4
209	Netrokona	Kalmakanda	51653	41107	79.6	287	Bagerhat	Rampal	34548	27083	78.4
210	Patuakhali	Mirzaganj	24523	19515	79.6	288	Khagrachhari	Manikchhari	11876	9309	78.4
211	Lalmonirhat	Kaliganj	53525	42577	79.5	289	Naogaon	Atrai	46851	36713	78.4
212	Mymensingh	Mukttagacha	90339	71857	79.5	290	Faridpur	Char Bhadrashion	13072	10240	78.3
213	Khulna	Rupsha	38656	30741	79.5	291	Shariatpur	Goshairhat	30461	23856	78.3
214	Magura	Shalikhha	32105	25530	79.5	292	Jamalpur	Madarganj	54252	42479	78.3
215	Naogaon	Mohadebpur	69665	55388	79.5	293	Tangail	Tangail Sadar	121290	94947	78.3
216	Khulna	Khulna Sadar	75572	60079	79.5	294	Sunamganj	Sulla	20163	15780	78.3
217	Pabna	Bhangoora	29813	23699	79.5	295	Mymensingh	Gafargaon	88085	68935	78.3
218	Pabna	Bera	58469	46472	79.5	296	Chandpur	Faridganj	84398	66014	78.2
219	Cumilla	Brahmanpara	42099	33453	79.5	297	Netrokona	Durgapur	46698	36513	78.2
220	Patuakhali	Bauphal	67513	53646	79.5	298	Gopalganj	Tungipara	19472	15224	78.2
221	Kishoreganj	Karimganj	56045	44532	79.5	299	Faridpur	Bhanga	56144	43886	78.2
222	Khagrachhari	Dighinala	17487	13890	79.4	300	Mymensingh	Phulpur	125409	98027	78.2
223	Pirojpur	Nazirpur	32873	26110	79.4	301	Mymensingh	Nandail	84020	65665	78.2
224	Lalmonirhat	Lalmonirhat Sadar	78948	62703	79.4	302	Noakhali	Chatkhil	45211	35320	78.1
225	Thakurgaon	Thakurgaon Sadar	130974	104020	79.4	303	Gopalganj	Kotalipara	44159	34497	78.1
226	Khulna	Fullata	28128	22329	79.4	304	Kishoreganj	Hossainpur	39154	30582	78.1
227	Pirojpur	Kawkhali	12471	9898	79.4	305	Magura	Sripur	37425	29214	78.1
228	Tangail	Gopalpur	58057	46069	79.4	306	Khagrachhari	Panchhari	11911	9297	78.1
229	Nawabganj	(Sadar)	120454	95572	79.3	307	Shariatpur	Janjira	33333	26017	78.1
230	Faridpur	Saltha	35030	27793	79.3	308	Bagerhat	Chitalmari	28570	22299	78.1
309	Bhola	Borhanuddin	51357	40082	78	387	Cumilla	Barura	90172	68939	76.5
310	Moulavi Bazar	Rainagar	41581	32445	78	388	Jhenaidaha	Saikupa	81765	62511	76.5
311	Moulavi Bazar	Moulavi Bazar Sadar	55177	43043	78	389	Sunamganj	Dowara Bazar	40999	31340	76.4
312	Sylhet	Golapganj	48744	38014	78	390	Tangail	Basail	39460	30140	76.4
313	Moulavi Bazar	Barlekha	44041	34342	78	391	Cumilla	Monohargonj	50773	38771	76.4
314	Cox's Bazar	Kutubdia	24305	18951	78	392	Narshingdi	Rajpara	113378	86566	76.4
315	Barguna	Barguna Sadar	59628	46492	78	393	Rangpur	Mithapukur	114977	87766	76.3
316	Cox's Bazar	Ukhiya	41814	32601	78	394	Brahmanbaria	Ashuganj	29019	22151	76.3
317	Thakurgaon	Pirganj	49180	38341	78	395	Noakhali	Hatiya	76682	58530	76.3
318	Sunamganj	Tahirpur	37493	29226	78	396	Habiganj	Chunarughat	62310	47552	76.3
319	Naogaon	Rani Nagar	42752	33325	77.9	397	Rangpur	Kaunia	47717	36387	76.3
320	Dhaka	Savar	149688	116480	77.8	398	Sunamganj	Jamalganj	30189	23009	76.2
321	Faridpur	Sadarpur	34626	26931	77.8	399	Cumilla	Laksham	57522	43812	76.2
322	Thakurgaon	Baliadangi	42988	33434	77.8	400	Sunamganj	Dherai	40741	31009	76.1
323	Pirojpur	Mathbaria	49396	38415	77.8	401	Shariatpur	Naria	41409	31517	76.1
324	Sherpur	Sherpur Sadar	123896	96345	77.8	402	Cumilla	Meghna	22907	17434	76.1
325	Jhenaidaha	Kaliganj	63592	49448	77.8	403	Chattogram	Hathazari	73929	56257	76.1
326	Pabna	Pabna Sadar	136939	106469	77.7	404	Faridpur	Boalmari	54102	41166	76.1
327	Narayanganj	Narayanganj Sadar	199275	154930	77.7	405	Chandpur	Mattlab (South)	43584	33125	76
328	Narshingdi	Narshingdi Sadar	124588	96842	77.7	406	Feni	Parshuram	20377	15479	76
329	Jhenaidaha	Jhenaidaha Sadar	101090	78553	77.7	407	Munshiganj	Tongibari	38936	29562	75.9
330	Kurigram	Kurigram Sadar	72771	56520	77.7	408	Moulavi Bazar	Komolganj	47045	35710	75.9

Sl. No.	Name of District	Name of Upazila	Total Couples	Total Acceptors	CAR (%)	Sl. No.	Name of District	Name of Upazila	Total Couples	Total Acceptors	CAR (%)
331	Meherpur	Gagni	77535	60181	77.6	409	Sherpur	Nakla	44582	33839	75.9
332	Rajbari	Baliakandi	45436	35256	77.6	410	Narshingdi	Palash	42851	32524	75.9
333	Netrokona	Khaliajhuri	17346	13457	77.6	411	Chattogram	Doublemooring	45192	34290	75.9
334	Moulavi Bazar	Juri	25738	19963	77.6	412	Noakhali	Kabirhat	37374	28354	75.9
335	Madaripur	Kalkini	55407	42942	77.5	413	Feni	Feni Sadar	93385	70831	75.8
336	Mymensingh	Bhaluka	90928	70442	77.5	414	Khagrachhari	Mahalchhari	9746	7375	75.7
337	Dhaka	Keraniganj	144348	111761	77.4	415	Barishal	Barisal Sadar	83696	63298	75.6
338	Tangail	Kailhati	90766	70275	77.4	416	Chandpur	Sharasti	49040	37081	75.6
339	Sylhet	Kanaighat	48374	37438	77.4	417	Sylhet	Biani Bazar	34190	25848	75.6
340	Sylhet	Jaintapur	30764	23802	77.4	418	Noakhali	Sudharam (Sadar)	91103	68870	75.6
341	Shariatpur	Damoddyia	23500	18178	77.4	419	Barishal	Hizla	25536	19292	75.5
342	Habiganj	Nabiganj	59729	46194	77.3	420	Kurigram	Roumari	45153	34068	75.5
343	Tangail	Ghatail	103352	79901	77.3	421	Cumilla	South	84106	63385	75.4
344	Pabna	Faridpur	28172	21776	77.3	422	Gazipur	Kaliganj	55742	42001	75.3
345	Cumilla	Titash	37820	29232	77.3	423	Cumilla	Muradnagar	112727	84922	75.3
346	Jamalpur	Islampur	67772	52363	77.3	424	Shariatpur	Palong (Sadar)	42499	32005	75.3
347	Manikganj	Daulatpur	35338	27298	77.2	425	Lakshmipur	Kamalnagar	34282	25791	75.2
348	Khulna	Terokhada	26383	20377	77.2	426	Sylhet	Companiganj	28534	21464	75.2
349	Jhalakati	Nalchhiti	34288	26478	77.2	427	Noakhali	Subarna Char	54095	40683	75.2
350	Gazipur	Tongi	37025	28582	77.2	428	Narayanganj	Rupganj	96770	72766	75.2
351	Narshingdi	Belaboo	41826	32285	77.2	429	Tangail	Shakhipur	68952	51842	75.2
352	Barishal	Banaripara	29462	22741	77.2	430	Sylhet	Biswanath	31029	23324	75.2
353	Sunamganj	Sunamganj Sadar	43623	33663	77.2	431	Noakhali	Begumganj	113197	85077	75.2
354	Cumilla	Adarsho Sadar	113121	87293	77.2	432	Narshingdi	Monohordi	45852	34406	75
355	Jhalakati	Jhalakati Sadar	35502	27392	77.2	433	Noakhali	Sonaimuri	66436	49843	75
356	Chattogram	Boalkhali	47064	36311	77.2	434	Dhaka	Dhamrai	90168	67567	74.9
357	Narayanganj	Bandar	67595	52110	77.1	435	Tangail	Nagarpur	66901	50073	74.8
358	Sylhet	Balaganj	49925	38480	77.1	436	Chattogram	Sandwip	59760	44722	74.8
359	Chandpur	Hajiganj	64010	49336	77.1	437	Shariatpur	Bhedarganj	44829	33544	74.8
360	Jashore	Chowgachha	52787	40684	77.1	438	Cumilla	Chandina	78084	58414	74.8
361	Lakshmipur	Ramgoti	35422	27287	77	439	Feni	Sonagazi	55164	41259	74.8
362	Gazipur	Kaliakair	60830	46830	77	440	Chattogram	Rangunia	75863	56708	74.8
363	Habiganj	Bahubal	35890	27628	77	441	Kurigram	Ulipur	106024	79252	74.7
364	Barishal	Muladi	31276	24060	76.9	442	Munshiganj	Gazaria	31642	23609	74.6
365	Pabna	Sujanagar	63176	48593	76.9	443	Madaripur	Rajoir	48181	35938	74.6
366	Tangail	Mirzapur	95821	73700	76.9	444	Naogaon	Dhamoirhat	44689	33301	74.5
367	Magura	Mohammadpur	43145	33184	76.9	445	Chandpur	Haimchar	18430	13727	74.5
368	Dhaka	Tejgaon	148718	114374	76.9	446	Chandpur	Mottlab (North)	58310	43422	74.5
369	Kurigram	Nageswari	103098	79209	76.8	447	Tangail	Delduar	47877	35643	74.4
370	Barishal	Mehendiganj	50676	38930	76.8	448	Dhaka	Mirpur	85443	63605	74.4
371	Kurigram	Bhurangamari	66598	51157	76.8	449	Chattogram	Anwara	48250	35825	74.2
372	Manikganj	Manikganj Sadar	66125	50791	76.8	450	Rangpur	Badarganj	66598	49436	74.2
373	Munshiganj	Serajdikhan	59363	45541	76.7	451	Feni	Fulgazi	24736	18351	74.2
374	Moulavi Bazar	Kulaura	61989	47545	76.7	452	Chattogram	Sitakunda	79060	58620	74.1
375	Kishoreganj	Pakundia	48528	37211	76.7	453	Cumilla	Homna	41018	30409	74.1
376	Moulavi Bazar	Sreemongal	64390	49368	76.7	454	Narayanganj	Sonargaon	88992	65964	74.1
377	Barishal	Babuganj	26497	20312	76.7	455	Munshiganj	Lohajong	31579	23386	74.1
378	Chattogram	Rawzan	64405	49365	76.6	456	Cumilla	Nangolkot	77751	57574	74
379	Netrokona	Purbadhala	56260	43120	76.6	457	Manikganj	Harirampur	32550	24090	74
380	Barishal	Agailjhara	28576	21901	76.6	458	Noakhali	Companiganj	50814	37591	74
381	Chattogram	Panchlaish	32409	24836	76.6	459	Brahmanbaria	Akhaura	31088	22969	73.9
382	Lakshmipur	Ramganj	61403	47051	76.6	460	Brahmanbaria	Kashba	65908	48667	73.8
383	Sylhet	South Shurma	55945	42864	76.6	461	Sylhet	Fenchuganj	18803	13866	73.7
384	Khagrachhari	Khagrachhari Sadar	19722	15106	76.6	462	Chattogram	Satkania	71354	52611	73.7
385	Chandpur	Kachua	82998	63530	76.5	463	Narshingdi	Shibpur	59084	43564	73.7
386	Noakhali	Senbag	55229	42263	76.5	464	Munshiganj	Srinagar	59036	43492	73.7
465	Munshiganj	Munshiganj Sadar	82253	60537	73.6	476	Manikganj	Singair	64243	46480	72.4
466	Brahmanbaria	Bijoy Nagar	52182	38352	73.5	477	Narayanganj	Araihazar	85114	61567	72.3
467	Brahmanbaria	Brahmanbaria Sadar	79926	58518	73.2	478	Dhaka	Nawabganj	71367	51612	72.3
468	Chattogram	Karnaphuli	27729	20296	73.2	479	Chattogram	Mirsharai	85271	61312	71.9
469	Khagrachhari	Ramgarh	12959	9481	73.2	480	Chattogram	Chandanaish	45434	32632	71.8
470	Cumilla	Daudkandi	74298	54321	73.1	481	Brahmanbaria	Nasirnagar	57272	40859	71.3
471	Cumilla	Burichong	68602	50015	72.9	482	Feni	Dagonbhuiyan	53843	38347	71.2
472	Lakshmipur	Raipur	59466	43298	72.8	483	Habiganj	Madhabpur	65373	46469	71.1
473	Brahmanbaria	Sarail	57150	41541	72.7	484	Chattogram	Lohagora	50926	36045	70.8
474	Chattogram	Patiya	70243	50975	72.6	485	Brahmanbaria	Nabinagar	98654	69726	70.7
475	Chattogram	Fatichhari	108714	78676	72.4						

Sl. No.	Name of District	Name of Upazila	Total Couples	Total Acceptors	CAR (%)	Sl. No.	Name of District	Name of Upazila	Total Couples	Total Acceptors	CAR (%)
---------	------------------	-----------------	---------------	-----------------	---------	---------	------------------	-----------------	---------------	-----------------	---------

**Table-16: List of Upazila achieved CAR 50-70% up to the end of December 2020**

Sl. No.	Name of District	Name of Upazila	Total Couples	Total Acceptors	CAR (%)
1	Dhaka	Dohar	48128	33669	70
2	Lakshmipur	Lakshmipur Sadar	138922	95769	68.9
3	Gazipur	Kapasia	72115	47373	65.7
4	Feni	Chhagalnaiya	35412	22216	62.7
5	Brahmanbaria	Bancharampur	64095	32413	50.6



**Table -17: Method wise Dropout and Switch Over by Division upto the end of December**

Division	Number of Acceptors dropped out and Switch Over									
	Oral Pill		Condom		Injectable		IUD		Implant	
	No Method	Switch Over	No Method	Switch Over	No Method	Switch Over	No Method	Switch Over	No Method	Switch Over
Rangpur	6778	6160	1761	1226	3440	3398	502	338	1182	1361
Rajshahi	8529	6778	3197	2919	3810	3375	595	272	1138	1484
Khulna	6759	5131	2738	1676	3128	2678	379	200	950	886
Barisal	3984	3277	1164	832	3123	1903	672	222	645	595
Dhaka	11805	8340	5276	3482	5649	3984	959	570	1828	1621
Mymensingh	5014	3369	1261	767	1876	1633	325	156	751	759
Chattogram	12230	6050	3943	1948	5669	3292	1375	684	2197	1336
Sylhet	6973	2478	3009	885	3211	1133	300	124	807	362
<b>National</b>	<b>62072</b>	<b>41583</b>	<b>22349</b>	<b>13735</b>	<b>29906</b>	<b>21396</b>	<b>5107</b>	<b>2566</b>	<b>9498</b>	<b>8404</b>

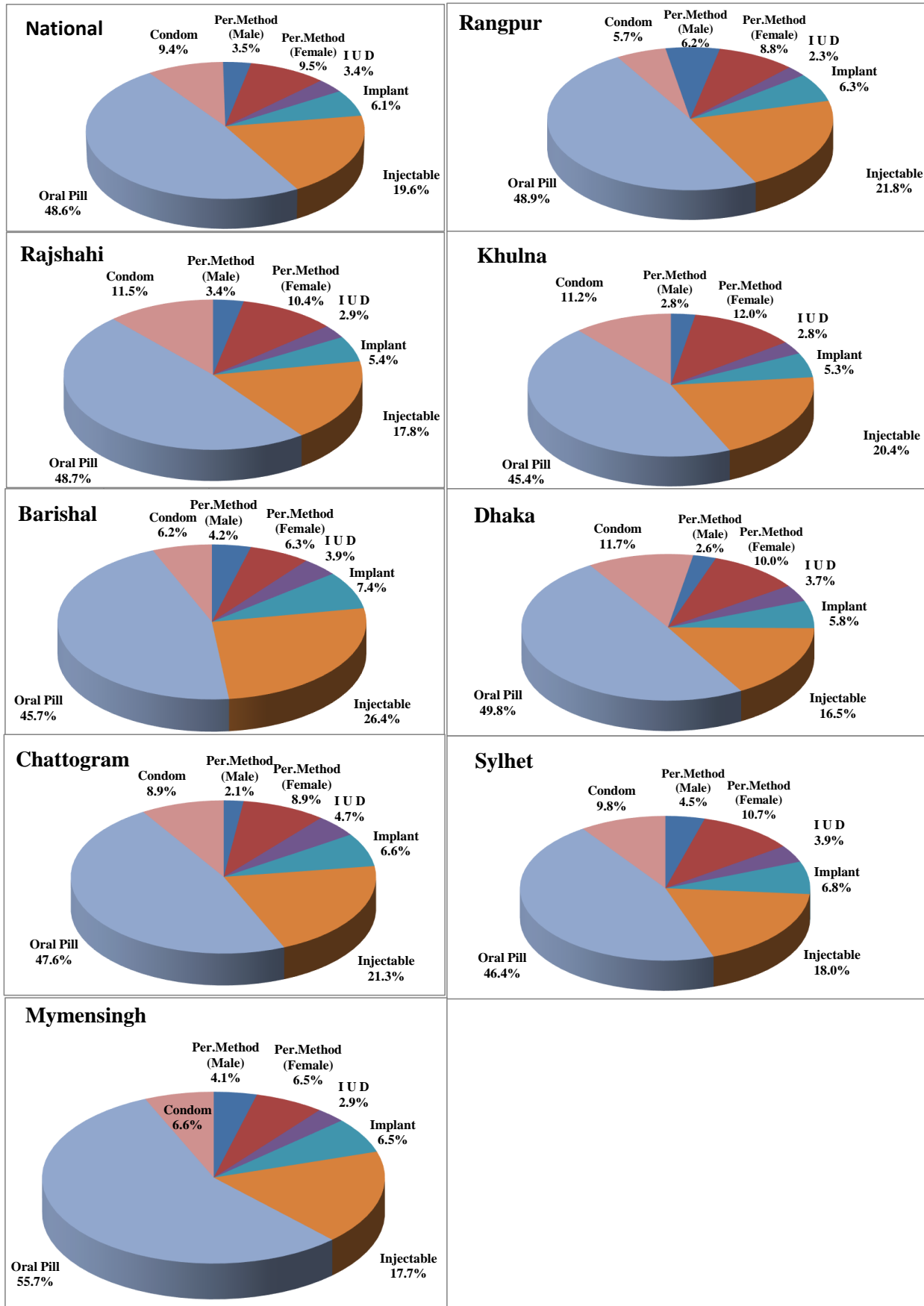
**Table -18: Contraceptive Acceptors and Acceptance Rate by Division upto the end of November 2020 and December 2020**

Division	Month	Total Eligible Couple	Total Number of Acceptors							CAR (%)
			Permanent Method	IUD	Implant	Injectable	Oral Pill	Condom	Total	
Rangpur	Nov-20	3637894	436785	67328	184805	625525	1428092	166334	2908869	79.96
	Dec-20	3640429	436909	67797	185906	625851	1429081	166400	2911944	79.99
Rajshahi	Nov-20	4242305	475963	96654	187352	612900	1667792	401183	3441844	81.13
	Dec-20	4245599	476696	96952	188369	614094	1669206	402991	3448308	81.22
Khulna	Nov-20	3482147	412425	78427	151909	558296	1270956	311985	2783998	79.95
	Dec-20	3484762	412867	80572	154957	558215	1270441	311620	2788672	80.02
Barishal	Nov-20	1656497	137450	50131	101628	341844	597246	81888	1310187	79.09
	Dec-20	1657620	137686	50457	102888	342348	597785	82165	1313329	79.23
Dhaka	Nov-20	5460793	532765	154820	253207	695467	2083016	493879	4213154	77.15
	Dec-20	5465244	533426	155703	256152	696742	2084348	494330	4220701	77.23
Mymensingh	Nov-20	2289323	192340	51597	120216	322002	1009089	118781	1814025	79.24
	Dec-20	2291426	192438	51694	121347	322859	1010595	118988	1817921	79.34
Chattogram	Nov-20	5126691	424194	180377	269828	804439	1840281	341614	3860733	75.31
	Dec-20	5130406	424667	181638	273045	804886	1841914	342200	3868350	75.4
Sylhet	Nov-20	1741959	204418	51963	97364	246526	617893	130284	1348448	77.41
	Dec-20	1743618	204653	52275	98785	247553	618399	129991	1351656	77.52
<b>National</b>	Nov-20	27637609	2816340	731297	1366309	4206999	10514365	2045948	21681258	78.45
	Dec-20	27659104	2819342	737088	1381449	4212548	10521769	2048685	21720881	78.53

**Table -19: Status of Contraceptive Method-Mix based on CAR at the end of the Month of December 2020**

Method	Rangpur	Rajshahi	Khulna	Barishal	Dhaka	Mymensingh	Chattogram	Sylhet	National
Permanent Method	15.00	13.82	14.81	10.48	12.64	10.59	10.98	15.14	13.00
I U D	2.33	2.81	2.89	3.84	3.69	2.84	4.70	3.87	3.41
Implant	6.38	5.46	5.56	7.83	6.07	6.68	7.06	7.31	6.29
Injectables	21.49	17.81	20.02	26.07	16.51	17.76	20.81	18.31	19.46
Oral Pill	49.08	48.41	45.56	45.52	49.38	55.59	47.61	45.75	48.45
Condom	5.71	11.69	11.17	6.26	11.71	6.55	8.85	9.62	9.40
<b>Total</b>	<b>100.0</b>	<b>100.0</b>	<b>100.0</b>	<b>100.0</b>	<b>100.0</b>	<b>100.0</b>	<b>100.0</b>	<b>100.0</b>	<b>100.0</b>

## Method-Mix for the month of December 2020



**Table -20: Performance by type of MCH services for the month of November 2020 and December 2020**

(in Number)

Services	Performance		% Change of December '20 over November,20	
	November '20	December '20		
Number of Pregnant Women	929937	902658	-2.93	
No. of High Risk Pregnant Mother Referred	5098	5237	2.73	
Treatment, Adviced & Referred Infertile Couple	148355	96843	-34.72	
Treatment of RTI/STI (MCHTI, MFSTC, FWVTI-Raj & MCWCs)	4633	4956	6.97	
<b>Antenatal Care</b>	1 <sup>st</sup> visit (within 4 Month)	171590	147449	-14.07
	2 <sup>nd</sup> visit (within 6 Month)	128120	117612	-8.20
	3 <sup>rd</sup> visit (within 8 Month)	102696	99097	-3.50
	4 <sup>th</sup> visit (in 9 <sup>th</sup> month) (including MCHTI, MFSTC & FWVTI-Raj)	86579	84188	-2.76
<b>Delivery</b> conducted in MCHTI, MFSTC, FWVTI-Rajshahi, MCWC, UHC, UH&FWC & NGO Clinics	Normal	48506	48861	0.73
	C-Section	42605	42767	0.38
	<b>Total Delivery</b>	91111	91628	0.57
<b>Postnatal Care</b> (including MCHTI, MFSTC, FWVTI-Raj, MCWC, UHC, UH&FWC)	PNC-1 (within 24 Hour)	42448	41134	-3.10
	PNC-2 (within 2- 3 day)	35902	35750	-0.42
	PNC-3 (within 7 -14 day)	39645	38878	-1.93
	PNC-4 (within 42-48 day)	47620	46877	-1.56
<b>TT for Women (15 - 49 Yrs.)</b>	1 <sup>st</sup> dose	148355	96843	-34.72
	2 <sup>nd</sup> dose	112066	94812	-15.40
	3 <sup>rd</sup> dose	103860	89730	-13.60
	4 <sup>th</sup> dose	103705	87667	-15.47
	5 <sup>th</sup> dose	100485	86484	-13.93
<b>Immunization</b>	BCG (Vaccine)	137847	124757	-9.50
	PCV 1	154578	129200	-16.42
	PCV 2	146360	125040	-14.57
	PCV 3	144216	121343	-15.86
	MR Vaccine 1st Dose	124652	119330	-4.27
	MR Vaccine 2nd Dose	117757	111735	-5.11
Number of ECP acceptors	8781	8025	-8.61	
Number of MR done ( Both Govt. & NGOs )	1190	1309	10.00	
<b>Total Live Births</b>	111605	112692	0.97	
Still Births (Including MCHTI, MFSTC & FWVTI-Raj )	332	192	-42.17	
<b>Death</b>	Neonatal Deaths (0 - 28 day)	345	357	3.48
	Infant Death (29 days -<1 Yr.)	119	86	-27.73
	Child Death (1 - <5Yrs.)	10	20	100.00
	Maternal Deaths	67	58	-13.43
	Other Death	25727	28444	10.56
	<b>Total Death</b>	26259	28965	10.31
No. of Health Education in UH&FWC	7910	5530	-30.09	



**Table -21: Performance by type of Nutrition services for the month of November 2020 and December 2020**

Services		Performance		% Change of December '20 over November,20
		November '20	December '20	
Nutrition Services for Pregnant Women, 0-59 months aged child and Mother	Counseling on IYCF, IFA, Vitamin-A and Hand washinh	708880	664753	-6.64
	Received IFA & Calcium Tablet (0-23 months child mother)	156868	178086	11.91
	Exclusive Breast feeding up to 6 months	168188	165849	-1.41
	No. of children (6-23Month) feeding complementary foods	184890	180529	-2.42
	Feeding Tablet Vitamin A (6-59months Child)	7529	5760	-30.71
	Received Tablet anti-helminthics (24-59months Child)	47967	50212	4.47
	Feeding Zink pill with ORS suffering form diarrhoea	6012	3535	-70.07
	Identifying Suffering from MAM	7909	7124	-11.02
	Suffering from SAM & Referred	2572	1927	-33.47
	Identifying Child Stunting	3376	3235	-4.36
	Identifying Child Wasting	3277	3173	-3.28
	Identifying Child Under weight	4552	4170	-9.16

**Annex - A: Summary of the Couples and Acceptors by Month Since July 2020**

Indicators		July.'20	August.'20	September.'20	October.'20	November.'20	December.'20
Number of Total Couples		27542668	27572217	27597591	27614360	27637609	27659104
Number of Total Acceptors		21591283	21616853	21640411	21659004	21681258	21720881
CAR (Contraceptive Acceptance Rate)		78.39	78.4	78.41	78.43	78.45	78.53
Method Specific Acceptors(Cumulative) by Month Since July 2020							
Indicators		July.'20	August.'20	September.'20	October.'20	November.'20	December.'20
Permanent Method (Male)Total		746777	747198	747602	746510	744633	744701
Permanent Method (Female) Total		2056489	2059895	2062811	2066932	2071707	2074641
Permanent Method (Total)		2803266	2807093	2810413	2813442	2816340	2819342
IUD (Users)Total		732798	732784	731646	732502	731297	737088
Implant (Users) Total		1345791	1348068	1352456	1358899	1366309	1381449
Injectable (Acceptors) Total		4196621	4202484	4200686	4203041	4206999	4212548
Oral Pill (Acceptors) Total		10474661	10485906	10501055	10507863	10514365	10521769
Condom (Acceptors) Total		2038146	2040518	2044155	2043257	2045948	2048685
Reporting Status	Number of Districts reported	64	64	64	64	64	64
	Number of Upazilas reported	488	488	489	490	490	490
Method Specific Absolute Performance by Month Since July 2020							
Indicators		July.'20	August.'20	September.'20	October.'20	November.'20	December.'20
Permanent Method (Male, Cases)		923	1242	1950	2197	2260	2415
Permanent Method (Female, Cases)		5051	5685	7347	7393	7389	8353
Permanent Method (Total, Cases)		5974	6927	9297	9590	9649	10768
I U D (in cases)		9246	9690	11014	11138	11367	19051
Implant (Cases)		16832	24976	34334	33061	34978	45206
Injectables (Doses)		772292	747958	808141	806837	778810	806026
Oral Pill (Cycles)		5761898	5538253	5785069	5671377	5493799	5280647
Condom (Pieces)		7820706	7747639	8293611	8125145	8259904	8186689
Performance by types of MCH services by month since July 2020							
Services		July.'20	August.'20	September.'20	October.'20	November.'20	December.'20
Number of Pregnant Women		879491	890394	910741	916257	929937	902658
No. of High Risk Pregnant Mother Referred		5010	5390	6230	5931	5098	5237
Antenatal Care	1 <sup>st</sup> visit (within 4 Month)	154567	165201	183079	184159	171590	147449
	2 <sup>nd</sup> visit (within 6 Month)	109386	117517	126767	128061	128120	117612
	3 <sup>rd</sup> visit (within 8 Month)	87892	92759	101145	99995	102696	99097
	4 <sup>th</sup> visit (in 9 <sup>th</sup> month) (including MCHTI, MFSTC & FWVTI-Raj)	76178	80936	86316	85759	86579	84188

Services		July.'20	August.'20	September.'20	October.'20	November.'20	December.'20
<b>Institutional Delivery(MCHTI, MFSTC, FWVTI-Raj., MCWC, UHC, UH&amp;FWC &amp; NGO)</b>	Normal	41740	44570	44858	46357	48506	48861
	Caesarian	37316	44437	41044	41376	42605	42767
	<b>Total</b>	<b>79056</b>	<b>89007</b>	<b>85902</b>	<b>87733</b>	<b>91111</b>	<b>91628</b>
<b>Non-Institutional Delivery</b>	At Home by Trained Persons	34130	32699	33263	33211	33990	34924
	At Home by Non-Trained Persons	11028	11509	11277	11417	11556	11854
	<b>Total</b>	<b>45158</b>	<b>44208</b>	<b>44540</b>	<b>44628</b>	<b>45546</b>	<b>46778</b>
<b>Total Delivery</b>		<b>124214</b>	<b>133215</b>	<b>130442</b>	<b>132361</b>	<b>136657</b>	<b>138406</b>
<b>Postnatal Care</b>	PNC-1 (within 24 Hour)	37069	38617	40789	40798	42448	41134
	PNC-2 (within 2- 3 day)	32502	34133	35350	35402	35902	35750
	PNC-3 (within 7 -14 day)	34347	37375	37718	39173	39645	38878
	PNC-4 (within 42-48 day) (including MCHTI, MFSTC & FWVTI-Raj)	41070	43678	45864	46320	47620	46877
Postnatal care by trained person till two days in Home Delivery		5825	5771	6310	5205	5634	5256
No. of uses 7.1% chlorhexidine digluconate for umbilical cord care		30504	31438	33084	34385	35786	35798
<b>TT for Women (15 - 49 Yrs.)</b>	1 <sup>st</sup> dose	108130	113766	116454	121162	148355	96843
	2 <sup>nd</sup> dose	106331	112504	150081	124768	112066	94812
	3 <sup>rd</sup> dose	107085	115248	121502	113078	103860	89730
	4 <sup>th</sup> dose	100999	106782	106019	107650	103705	87667
	5 <sup>th</sup> dose	100010	104621	104179	106170	100485	86484
<b>Immunization</b>	BCG (Vaccine)	139184	142546	146767	147884	137847	124757
	PCV 1	147739	148238	154748	168597	154578	129200
	PCV 2	150596	149529	151927	155641	146360	125040
	PCV 3	139178	156160	154375	153164	144216	121343
	MR Vaccine 1st Dose	132308	135987	137637	136058	124652	119330
	MR Vaccine 2nd Dose	120330	121264	127180	126408	117757	111735
Number of ECP acceptors		7043	6148	7838	6925	8781	8025
Number of MR done ( Both Govt. & NGOs )		1187	1078	1640	1467	1190	1309
General Treatment		2038208	2078768	2493955	2403648	2532150	2385108
<b>*Total Live Births</b>		<b>103742</b>	<b>104174</b>	<b>109379</b>	<b>108548</b>	<b>111605</b>	<b>112692</b>
Still Births (Including MCHTI, MFSTC & FWVTI-Raj)		374	278	177	213	332	192
<b>Death</b>	Neonatal Death (0 - 28 day)	267	300	333	339	345	357
	Infant Death (29 days -<1 Yr.)	98	81	113	124	119	86
	Child Death (1 -< 5 Yrs.)	6	18	19	10	10	20
	Maternal Death	65	63	90	82	67	58
	Other Death	22879	24159	25311	23872	25727	28444
	<b>Total Death</b>	<b>23315</b>	<b>24621</b>	<b>25866</b>	<b>24427</b>	<b>26268</b>	<b>28965</b>
<b>* Live births conducted at Govt. MCH, DH, MCWC, UHC, UH&amp;FWC, NGOs and Home. The information is collected by FWAs through field visit.</b>							

**RH-EOC Performances of MCWCs, MCHTI and MFSTC for the Month of December, 2020**

	MCWC		ANC 1st	ANC total	PNC total	Delivery			Gen. Pt	RTI/ STI	Med. treat.	Child Care		SB	IUFD	MR	Immunization	Tubectomy	NSV	Implant	IUD	Injectable	Oral pill	Condom person
						NVD	C/S	T.D				0-1yr	1-5yr											
<b>Rajshahi Division</b>																								
1	Bogra	C- EOC	265	406	196	88	14	102	482	0	0	152	80	0	1	0	1114	2	0	70	3	14	43	68
2	Dupchacia, Bogra	B-EOC	99	164	46	24	0	24	460	15	0	23	78	0	0	0	32	13	6	96	7	8	3	15
3	Naoagaan	C-EOC	100	191	21	12	0	12	266	11	0	16	29	0	0	0	71	2	2	57	4	1	98	41
4	Joypurhat	C- EOC	143	187	77	31	3	34	1296	58	8	65	164	0	0	13	863	6	0	57	22	36	48	46
5	Rajshahi	C- EOC	200	416	75	37	11	48	1021	0	1	48	187	0	0	5	0	4	0	21	4	20	22	46
6	Natore	C- EOC	150	256	96	84	6	90	868	4	6	150	305	2	0	16	779	1	0	51	13	2	168	135
7	Pabna	C- EOC	297	807	168	115	19	134	745	25	1	202	284	0	0	6	0	0	0	54	4	35	148	35
8	Sirajganj	C- EOC	160	368	221	87	1	88	538	21	6	48	214	0	0	17	1741	0	0	25	9	22	40	2
9	Chapai-Nawabganj	C- EOC	226	405	161	100	0	100	276	18	0	75	91	0	0	6	0	59	2	47	34	83	99	78
<b>Rangpur Division</b>																								
10	Rangpur	C- EOC	238	558	178	41	10	51	501	135	0	30	170	0	0	4	0	2	14	194	10	126	79	67
11	Dinaipur	C- EOC	160	343	93	23	11	34	390	0	0	46	87	0	0	0	587	0	0	16	2	22	201	228
12	Thakurgaon	C- EOC	257	702	158	30	23	53	915	12	0	35	185	0	1	0	614	0	4	305	13	162	101	33
13	Gaibandha	C-EOC	122	366	239	218	0	218	295	32	5	232	41	0	2	2	0	16	0	113	14	19	75	11
14	Nilphamari	C- EOC	156	425	76	44	0	44	913	23	12	75	254	0	0	1	0	23	6	140	0	104	71	6
15	Sydepur, Nilphamari	B- EOC	115	181	85	46	0	46	801	5	4	96	163	0	1	0	0	17	0	110	5	210	115	69
16	Kurigram	C-EOC	159	242	83	41	6	47	181	20	26	58	52	0	0	3	140	11	0	139	7	93	110	38
17	Lalmonirhat	C- EOC	145	308	94	25	0	25	505	30	3	117	147	0	0	0	309	16	0	125	7	60	65	31
18	Panchagore	C-EOC	176	382	50	20	0	20	395	68	0	28	60	0	0	15	288	15	0	23	9	87	26	22
19	Boda, Panchagar	C-EOC	135	258	41	26	0	26	228	13	60	51	60	0	0	1	6	21	2	135	1	197	61	11
<b>Dhaka Division</b>																								
20	Narayanganj	C- EOC	232	382	77	16	10	26	307	21	0	258	115	0	0	0	0	1	2	17	6	143	116	201
21	Munshiganj	C- EOC	221	458	71	30	0	30	560	6	0	79	153	0	0	0	352	28	1	73	9	195	149	44
22	Manikganj	C- EOC	336	432	46	30	16	46	523	10	0	106	160	1	0	11	0	41	69	104	5	57	98	77
23	Narsingdi	C-EOC	625	1671	286	102	30	132	1200	85	91	151	731	0	0	16	670	12	0	106	22	94	158	19
24	Tangail	C-EOC	230	348	393	67	56	123	1701	60	92	150	200	0	0	0	458	5	1	53	33	45	117	29
25	Sherpur	C-EOC	283	483	121	90	0	90	596	35	0	99	149	3	0	12	0	32	4	434	19	41	145	12
26	Mymensingh	C-EOC	125	473	225	133	14	147	828	14	0	424	400	0	0	3	0	9	17	121	22	8	78	20
27	Kishoreganj	C- EOC	113	376	263	81	3	84	370	56	0	171	262	0	0	15	97	146	1	160	33	90	481	197
28	Jamalpur	C- EOC	345	345	98	45	25	70	751	25	7	85	149	0	0	10	302	24	3	133	13	153	182	114
29	Netrokona	C-EOC	388	742	159	126	0	126	451	13	25	49	62	0	1	1	455	70	0	105	8	140	312	49
30	Rajbari	C- EOC	198	344	48	19	9	28	873	49	5	76	197	0	1	28	1188	0	12	79	4	56	143	57
31	Fariapur	C- EOC	164	243	112	49	20	69	185	60	0	79	44	0	1	10	0	3	0	38	19	169	185	85
32	Madaripur	C- EOC	159	249	139	100	8	108	612	27	5	47	130	0	0	4	0	19	0	42	21	167	143	21
33	Gopalganj	C- EOC	79	146	69	16	10	26	745	36	0	44	118	0	0	6	0	3	0	55	4	28	125	55
<b>Khulna Division</b>																								
34	Jessore	C- EOC	132	278	39	23	7	30	100	10	0	20	31	0	0	5	390	0	0	34	7	26	18	31
35	Magura	C- EOC	58	113	53	32	0	32	649	24	0	53	69	0	1	12	0	59	1	244	24	37	58	36
36	Narail	C-EOC	156	239	39	34	0	34	348	49	11	112	113	0	1	0	332	0	1	118	0	21	29	27
37	Jhenaidah	C-EOC	11	132	41	15	0	15	726	105	0	66	67	0	0	6	21	36	0	102	5	208	131	81
38	Meherpur	C- EOC	112	161	32	20	0	20	527	3	28	66	187	0	0	0	199	30	0	39	5	16	32	76
39	Chuadanga	C-EOC	129	339	94	39	17	56	673	41	25	83	87	0	1	5	252	61	0	75	7	29	38	27
40	Khulna	C-EOC	120	319	87	19	15	34	535	0	0	233	45	0	0	0	435	10	2	17	10	98	48	73
41	Bagerhat	C-EOC	50	116	85	37	0	37	769	40	9	712	754	1	1	12	917	18	3	111	14	69	122	30
42	Satkhira	C- EOC	140	279	73	6	11	17	883	42	3	158	124	0	0	7	138	0	0	76	4	90	149	182
43	Naila,Kaliganj,Satkhira	B-EOC	75	198	36	21	0	21	435	6	0	57	145	0	0	4	0	16	0	31	7	9	25	10
44	Kustia	C-EOC	140	265	68	25	0	25	922	37	7	167	241	0	0	9	212	6	6	74	20	18	23	45
45	Kumarkhali, Kustia	C- EOC	56	94	18	22	0	22	398	0	0	59	173	0	0	0	325	8	1	153	9	3	52	51

<b>Barisal Division</b>																								
46	Barisal	C-EOC	65	99	38	17	21	38	308	27	0	68	84	0	0	0	367	2	0	35	0	15	149	39
47	Gournadi, Barisal	C-EOC	21	56	31	6	0	6	425	35	0	25	86	0	0	1	23	22	3	76	2	38	18	5
48	Bhola	C-EOC	129	251	99	80	7	87	301	36	8	25	142	0	0	3	0	4	0	0	14	16	93	32
49	Lalmohon, Bhola	C-EOC	214	426	479	186	0	186	700	150	6	318	226	0	3	10	0	1	0	54	1	110	275	12
50	Barguna	C-EOC	35	102	116	21	0	21	825	50	0	64	221	0	0	1	114	21	10	125	10	59	51	22
51	Pirojpur	C-EOC	72	181	37	26	0	26	553	20	0	197	264	0	1	0	0	0	0	21	1	120	222	38
52	Jhalokhati	C-EOC	32	128	58	19	6	25	734	10	0	138	152	0	1	20	0	11	0	101	9	258	174	48
53	Patuakhali	C-EOC	207	366	75	20	11	31	529	17	0	221	215	0	0	7	404	1	0	47	33	142	321	123
<b>Chittagong Division</b>																								
54	Cox's Bazar	C-EOC	322	1262	405	109	1	110	837	32	5	265	310	0	5	7	389	6	1	40	19	134	89	37
55	Khagrachari	C-EOC	32	64	126	42	0	42	95	4	0	18	20	0	0	0	0	0	0	41	16	20	43	12
56	Bandarban	C-EOC	38	118	61	29	0	29	490	17	0	24	78	0	0	5	166	0	2	57	35	92	298	2
57	Rangamati	C-EOC	79	145	47	5	8	13	354	11	0	38	58	0	0	9	654	1	2	73	15	31	32	11
58	B. Baria	C-EOC	206	328	121	78	3	81	412	9	0	60	131	0	0	0	882	10	0	196	13	130	450	126
59	Comilla	C-EOC	115	455	83	15	4	19	438	32	0	83	47	0	0	4	1623	0	2	46	0	43	46	25
60	Nangalkot, Comilla	B-EOC	45	94	123	80	0	80	170	17	0	15	20	0	0	0	0	12	2	80	10	2	21	6
61	Feni	C-EOC	129	354	94	39	17	56	660	10	25	83	87	1	0	5	252	61	0	75	7	29	38	27
62	Chandpur	C-EOC	387	713	263	93	10	103	987	17	0	109	157	0	0	6	403	35	0	205	38	115	273	37
63	Laxmipur	C-EOC	220	700	175	66	9	75	295	30	0	155	40	0	0	12	209	2	0	32	32	68	111	45
64	Noakhali	C-EOC	40	101	61	31	3	34	311	13	2	39	116	0	0	0	0	0	0	59	5	20	35	14
65	Begumganj, Noakhali	C-EOC	183	183	114	34	3	37	109	47	1	29	61	0	0	0	0	27	1	154	10	87	147	16
66	Pauchuria, Patiya	C-EOC	110	258	169	101	0	101	313	11	0	17	97	0	0	7	0	0	0	15	13	47	19	4
67	Bakolia, Ctg	C-EOC	100	166	86	80	20	100	1360	18	10	155	520	0	1	1	0	6	0	7	5	29	66	10
<b>Sylhet Division</b>																								
68	Sylhet	C-EOC	19	32	13	2	0	2	262	23	0	12	85	0	0	0	0	2	0	8	0	21	32	2
69	Hobiganj	C-EOC	72	214	118	87	0	87	177	0	0	26	66	0	8	7	0	23	0	52	21	33	96	43
70	Sunamganj	C-EOC	47	125	184	70	8	78	194	0	0	19	90	0	0	10	0	23	0	62	16	51	604	64
71	Moulavibazar	C-EOC	202	305	174	72	7	79	561	11	1	143	271	0	1	0	288	29	0	39	10	227	245	51
<b>Others :</b>																								
72	MCHTI, Dhaka	C-EOC	929	3069	1046	69	249	318	601	30	0	1722	1876	0	2	14	1404	20	104	44	48	52	175	232
73	MFSTC, Dhaka	C-EOC	1658	4569	800	300	357	657	1575	0	0	625	235	0	0	23	4806	44	195	345	97	20	24	30
74	FWVTI, Rajshahi	C-EOC	92	213	71	19	12	31	368	8	6	72	58	0	0	1	5	12	0	11	8	49	89	79
<b>Total</b>			<b>13780</b>	<b>31267</b>	<b>10197</b>	<b>4085</b>	<b>1111</b>	<b>5196</b>	<b>42687</b>	<b>2029</b>	<b>504</b>	<b>9916</b>	<b>13370</b>	<b>8</b>	<b>34</b>	<b>418</b>	<b>25276</b>	<b>1220</b>	<b>482</b>	<b>6472</b>	<b>986</b>	<b>5369</b>	<b>8966</b>	<b>3823</b>

**Annex - C : City Corporation wise Contraceptive Acceptors and Acceptance Rate (CAR) (Partial) at the end of the month of December 2020**

Name of the City Corporation	Eligible Couple	Oral Pill	Condom	Injectable	I U D	Implant	Permanent Method			Total Acceptors	CAR(%)
							Male	Female	Total		
Rangpur City Corporation	105441	39128	10079	17496	1164	5598	3405	6382	9787	83252	0
Rangpur Division	105441	39128	10079	17496	1164	5598	3405	6382	9787	83252	78.96
Rajshahi City Corporation	102289	28780	27590	17837	771	2090	573	6290	6863	83931	0
Rajshahi Division	102289	28780	27590	17837	771	2090	573	6290	6863	83931	82.05
Khulna City Corporation	134777	40098	24453	18204	7579	8289	4880	5732	10612	109235	0
Khulna Division	134777	40098	24453	18204	7579	8289	4880	5732	10612	109235	81.05
Barisal City Corporation	25369	10498	4563	2176	283	1688	245	933	1178	20386	0
Barisal Division	25369	10498	4563	2176	283	1688	245	933	1178	20386	80.36
Dhaka City Corporation	96897	30039	12415	14928	3131	4463	3681	5496	9177	74153	0
Gazipur City Corporation	60675	47544	10532	13111	3172	4721	1715	7793	9508	88588	0
Narayanganj City Corporation	112765	40578	12511	15238	2525	4245	3898	5750	9648	84745	0
Dhaka Division	270337	118161	35458	43277	8828	13429	9294	19039	28333	247486	91.55
Chattogram City Corporation	81091	27175	10873	9680	3500	4811	2016	3704	5720	61759	0
Chattogram Division	81091	27175	10873	9680	3500	4811	2016	3704	5720	61759	76.16
Sylhet City Corporation	29558	11474	4071	3307	427	1433	670	2332	3002	23714	0
Sylhet Division	29558	11474	4071	3307	427	1433	670	2332	3002	23714	80.23
Mymensingh City Corporation	35087	14299	3221	3896	866	2474	1552	2253	3805	28561	0
Mymensingh Division	35087	14299	3221	3896	866	2474	1552	2253	3805	28561	81.4
<b>Total</b>	<b>702858</b>	<b>262438</b>	<b>109435</b>	<b>106193</b>	<b>19918</b>	<b>35001</b>	<b>20619</b>	<b>42961</b>	<b>63580</b>	<b>596565</b>	<b>84.88</b>