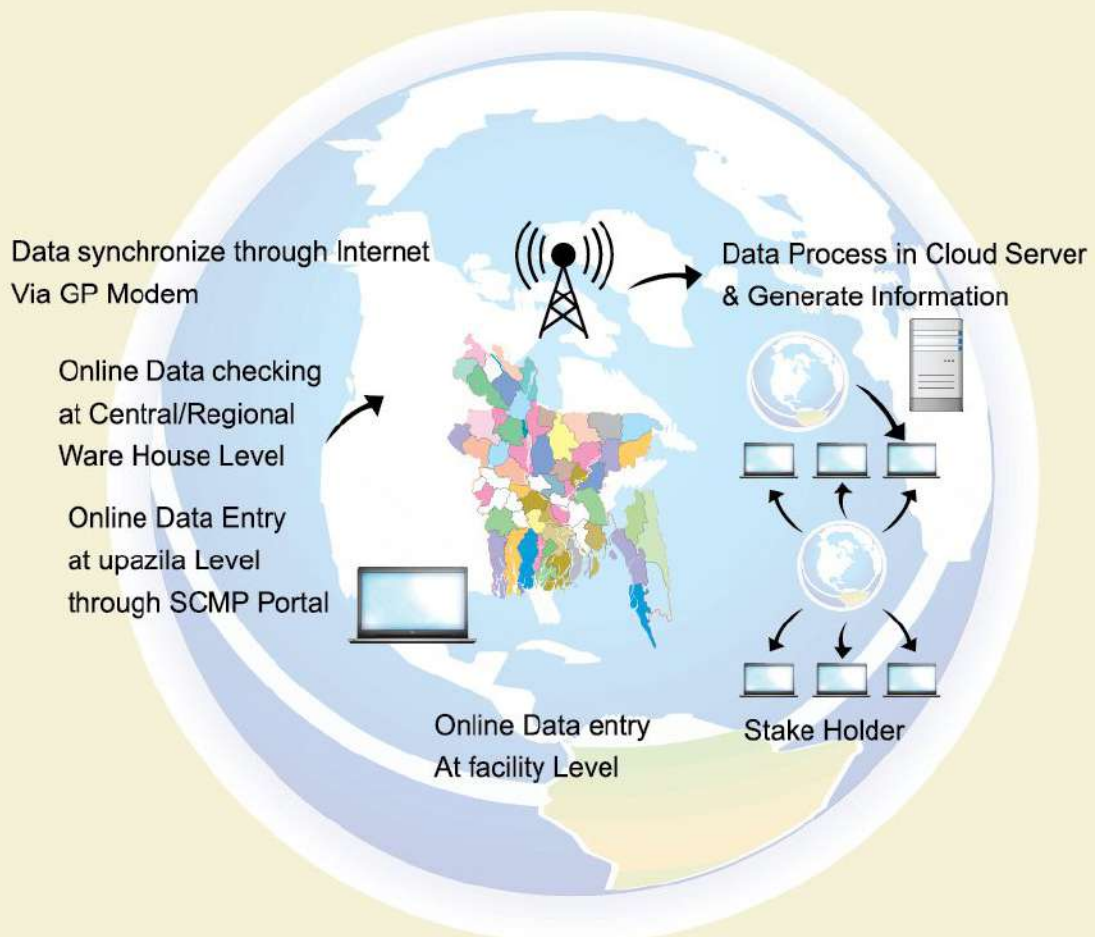




# FAMILY PLANNING MONTHLY LOGISTICS REPORT

## August 2022

### Logistics Management Information System (LMIS) Data Flow System



**Management Information System (MIS)**  
**Directorate General of Family Planning (DGFP)**

**Government of the People's Republic of Bangladesh**  
**Medical Education and Family Welfare Division**  
**Directorate General of Family Planning**  
**Management Information System (MIS)**  
**6, Kawran Bazar, Dhaka- 1215**  
**www.dgfp.gov.bd**


Memo No. 59.11.00000.402.16.002.19.285

Date: 12 October, 2022.

**Sub: Family Planning Monthly Logistics Report for the Month of August, 2022.**

Family Planning Monthly Logistics Report for the Month of August, 2022 is sent herewith for your kind information & necessary action. This report is prepared on the basis of Form-7 submitted by Warehouses and Form-7B submitted by Upazila Family Planning Offices by using WIMS & UIMS operating tools. It provides useful information on monthly distribution and stock balance of all the major contraceptives of Warehouse/Upazila Stores. For more information you can visit at [www.scmpbd.org](http://www.scmpbd.org) web site.

Comments and suggestions for improvement of this report will be highly appreciated.

  
(Md. Shahadat Hossain)  
Director & Line Director (MIS)  
Phone: 55012352  
Mail: dirmis@dgfp.gov.bd


Memo No. 59.11.00000.402.16.002.19.285.1(204)

Date: 12 October, 2022.

**Copy of the report forwarded to (Not according to seniority):**

1. Secretary, Medical Education & Family Welfare Division, Ministry of Health & Family Welfare, Bangladesh Secretariat, Dhaka.
2. Additional Secretary (Admin), Medical Education & Family Welfare Division, Ministry of Health & Family Welfare, Bangladesh Secretariat, Dhaka.
3. Director (Administration), Directorate General of Family Planning, 6 Kawran Bazar, Dhaka 1215.
4. Director & Line Director (MIS), Directorate General of Family Planning, 6 Kawran Bazar, Dhaka.
5. Joint Secretary (Development), Medical Education & Family Welfare Division, Ministry of Health & Family Welfare, Bangladesh Secretariat, Dhaka.
6. Director Finance & Line Director (Family Planning Field Service Delivery), Directorate General of Family Planning, 6 Kawran Bazar, Dhaka 1215.
7. Director (Logistics & Supply) and Line Director (Procurement, Storage & Supply Management), Directorate General of Family Planning, 6 Kawran Bazar, Dhaka 1215.
8. Director (IEM) & Line Director (Information, Education and Communication), Directorate General of Family Planning, 6 Kawran Bazar, Dhaka 1215.
9. Director (Planning) & Line Director (Planning Monitoring and Evaluation), Directorate General of Family Planning, 6 Kawran Bazar, Dhaka 1215.







10. Director (MCH-Services) & Line Director (MCRAH), Directorate General of Family Planning, 6 Kawran Bazar, Dhaka 1215.
11. Line Director (CCSDP), Directorate General of Family Planning, 6 Kawran Bazar, Dhaka 1215.
12. Director (Audit), Directorate General of Family Planning, 6 Kawran Bazar, Dhaka 1215.
13. Divisional Director, Family Planning, Dhaka /Chattogram /Rajshahi /Khulna /Sylhet /Barishal/ Rangpur/ Mymensingh Division.
14. Joint Chief (Planning), Health Service Division, Ministry of Health & Family Welfare, Bangladesh Secretariat, Dhaka
15. Joint Chief (Population & Planning wing), Planning commission, Sher-e-Bangla Nagar, Dhaka.
16. Joint Chief (Planning), Program Management and Monitoring Unit (PMMU), Azimpur, Dhaka-1205.
17. Director, Maternal & Child Health Training Institute (MCHTI), Azimpur, Dhaka.
18. Director, Mohammadpur Fertility Services & Training Centre (MFSTC), Mohammadpur, Dhaka.
19. Director, Maternal & Child Health Training Institute (MCHTI), Lalkuthi, Mirpur, Dhaka.
20. P.S. to the Honorable Minister, Ministry of Health and Family Welfare, Bangladesh Secretariat, Dhaka, for kind information of the Honorable Minister.
21. Deputy Chief (Planning), Medical Education & Family Welfare Division, Ministry of Health & Family Welfare, Bangladesh Secretariat, Dhaka.
22. Additional Director (Drugs and Stores), Directorate General of Family Planning, Central Warehouse, Mohakhali, Dhaka.
23. Deputy Director, Family Planning, ----- District (You are requested to take appropriate measures to ensure timely online submission of Form 7B report from upazilas).
24. Regional/District Consultant, FPCS-QIT, District Family Planning Office, ----- District.
25. Central/Regional Supply Officer, Family Planning, ----- CWH/RWHs.
26. Assistant Maintenance Engineer, MIS Unit, DGFP (Requested to upload this report to DGFP website).
27. Country Project Director, MTaPS/MSH, House: 30, Road: No. 42, Gulshan-2, Dhaka-1212.
28. Country Director, the World Bank, E-32, Agargaon, Sher-e-Bangla Nagar, Dhaka-1207.
29. Team Leader, Population & Health Team, USAID, Madani Avenue, Baridhara, Dhaka.
30. Country Representative, UNFPA, IDB Bhaban, Agargaon, Sher-E-Bangla Nagar, Dhaka.
31. Managing Director, SMC, SMC Tower, 33 Banani C/A, Dhaka-1213.
32. Documentation Center, IEM Unit, Directorate General of Family Planning, 6 Kawran Bazar, Dhaka.
33. Responsible person of Dispatch Section, MIS Unit, DGFP (Requested to distribute the published 'Family Planning Monthly Logistics Report' to concerned Person/Office/Organization).
34. PA to Director General, Directorate General of Family Planning, 6 Kawran Bazar, Dhaka 1215.
35. Concerned Organization/Person.

  
 12.10.2022  
 (Shafiu Haque)  
 Deputy Director (MIS)

## **Table Of Contents**

	<b>Page</b>
1. DGFP Stock Status Report	1-2
2. National Receipts Quantity by Product by Month	3
3. National Level Contraceptive Summary Report	4
4. Stock Status Report at Different Levels	5
5. Contraceptive Stock Status by Product at Upazila Store and Field	6-10
6. Contraceptive Stock Status by Product at Regional Warehouses/Upazila	11-31
7. Month-wise Consumption Trend	32-34
8. Report on Upazila and Warehouse Having Stock Out in last month	35

# 1. DGFP Stock Status Report

		DGFP STOCK STATUS REPORT for Contraceptives - 31st August 2022																																		
Year →	2022				2023												2024												2025							
Month →	9	10	11	12	1	2	3	4	5	6	7	8	9	10	11	12	1	2	3	4	5	6	7	8	9	10	11	12	1	2	3	4	5	6	7	8
Min.-Max. →					Min				Max																											
Product ↓	CS - 79.02m : 10.0 MOS																																			
Condom	10.0 MOS																																			
*AMC = 7.87m													FY 2021-22: 47.68m - Rec. 47.68m																							
	CS - 93.97m : 16.3 MOS																																			
Pill (Total)	16.3 MOS																																			
*AMC = 5.77m																	FY 2021-22: 29.76m (RPA): Rec. = 29.76m																			
	CS - 7.68m : 27.7 MOS																																			
POP-APON	27.7 MOS (December 2024)																																			
*AMC = 0.277m																									FY 2021-22: 5.0m (RPA+Rev.): Rec. full quantity											
IUD	37.7 MOS (October 2025)																																			
*AMC = 10,907																																				
	CS (17.83m): 23.6 MOS																																			
Injectables	23.6 MOS (August 2024)																																			
*AMC = 0.757m																									FY 2021-22: 899,885 sets (RPA+Rev.): Rec. full quantity											
Implant	40.7 MOS (January 2026)																																			
*AMC = 28,721																																				
<b>Pill (Total): 2nd &amp; 3rd generation Shukhi</b> <i>*AMC is calculated based on past 6-months consumption</i> <i>Data Sources: DGFP/L&amp;S unit, DGFP LMIS web site - <a href="https://scmpbd.org/">https://scmpbd.org/</a></i> <i>Central Warehouse WIMS data and Approved DGFP Procurement Plan</i> <i>National min-max stock level is 6 &amp; 10 MOS</i> AMC = Average Monthly Consumption																<b>Legend:</b>  Current Stock (CS): Less than 3 MOS  Current Stock (CS): MOS 3.0 to Less than 6 MOS  Current Stock (CS): MOS 6 and above  Planned for FY 2020-21  Procurement completed, yet to be received  Donation																				

**DGFP STOCK STATUS NOTES**  
**(For Contraceptives)**  
**Month: August 2022**

- CONDOM** – Current national stock is 79.02 million pieces, and this stock can be used up to June 2023.
- 2021-22: GoB (Rev.) – 47.68 million pcs. - DGFP already received the full 47.68 million pcs.
- PILL (Shukhi)** – Current national stock of Oral Contraceptive Pill is 93.97 million cycles which will go up to December 2023.
- 2021-22: RPA(GoB)– 29.76 million cycles (3<sup>rd</sup> Generation): DGFP received full 29.76 million cycles.
  - 2021-22: GoB (Rev.) – DGFP planned for procurement of 13.40 million cycles Oral Contraceptives Pill (3rd Generation) under revenue budget. But with the approval of competent authority DGFP has decided to postpone the procurement & annulled the tender.
- POP-APON** - Current national stock of POP-APON Pill is 7.68 million cycles which will go up to December 2024.
- 2021-22: GoB (RPA) – 4 million cycles (POP - APON): DGFP received total quantity on 31 December 2021.
  - 2021-22: GoB (Rev.) – 1.0 million cycles (POP- APON): DGFP received total quantity as of 31 December 2021.
- IUD** - Current national stock is 0.411 million pcs and this stock can be used up to October 2025.
- INJECTABLES** – Current stock of 17.83 million vials and that can be used up to August 2024.
- IMPLANT** – Current stock is 1.16 million sets, and this can be used up to January 2026.
- 2021-22: RPA (GoB) + GoB (Dev.) – 668,000 sets (Lot 1 & 2 - Two rods): NOA issued on 11/04/2022. Contract signed on 19/04/2022. 643,800 Sets already supplied. Rest 24,200 sets received in August 2022.
  - 2021-22: GoB (Rev.) – 200,000 sets of two rod implants: DGFP received total 200,000 sets.
  - 2021-22: RPA (GoB.) + GoB (Dev.) – 31,885 sets (Two rods) – Carry forward from FY2020-21: DGFP received total 31.885 sets.

You can also download the previous reports from <http://www.scmpbd.org>

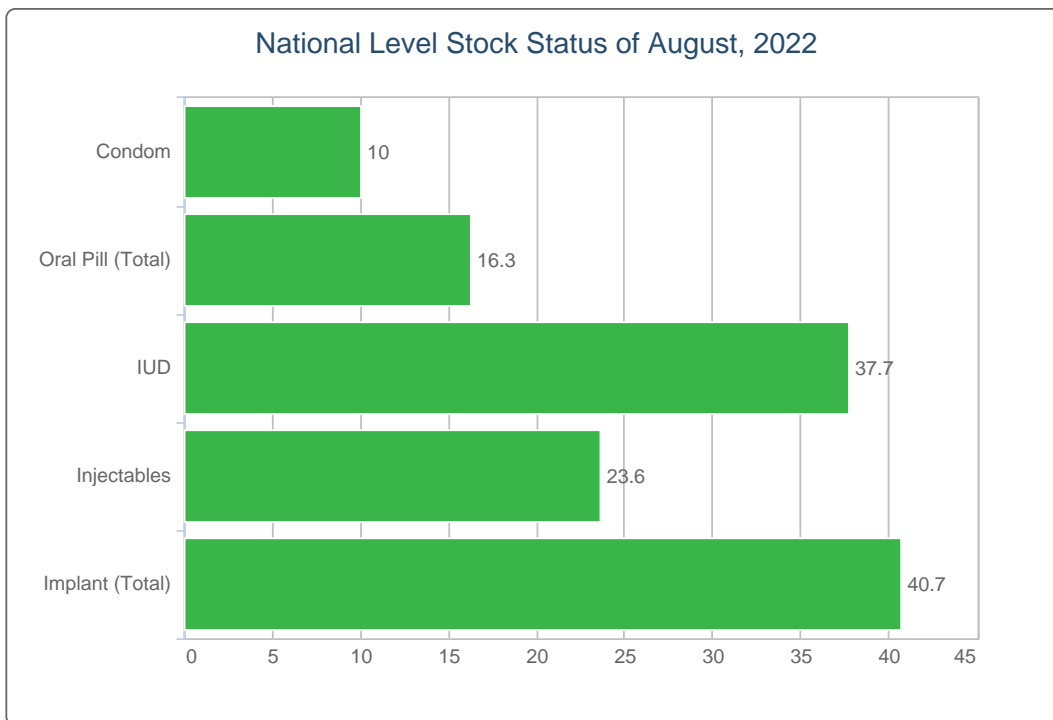
## 2. National Receipts Quantity by Product by Month

### Contraceptive Received Report

Month: August, 2022

Item	Supplier	Receiver	Date Receipts	Qty
Implant (Total)	TECHNO DRUGS Ltd	Dhaka CWH	31/08/22	24,200
			Total	24,200

### 3. National Level Contraceptive Summary Report



■ MOS: < 3.0     
 ■ MOS: 3.0 - 5.9     
 ■ MOS: 6.0 and above

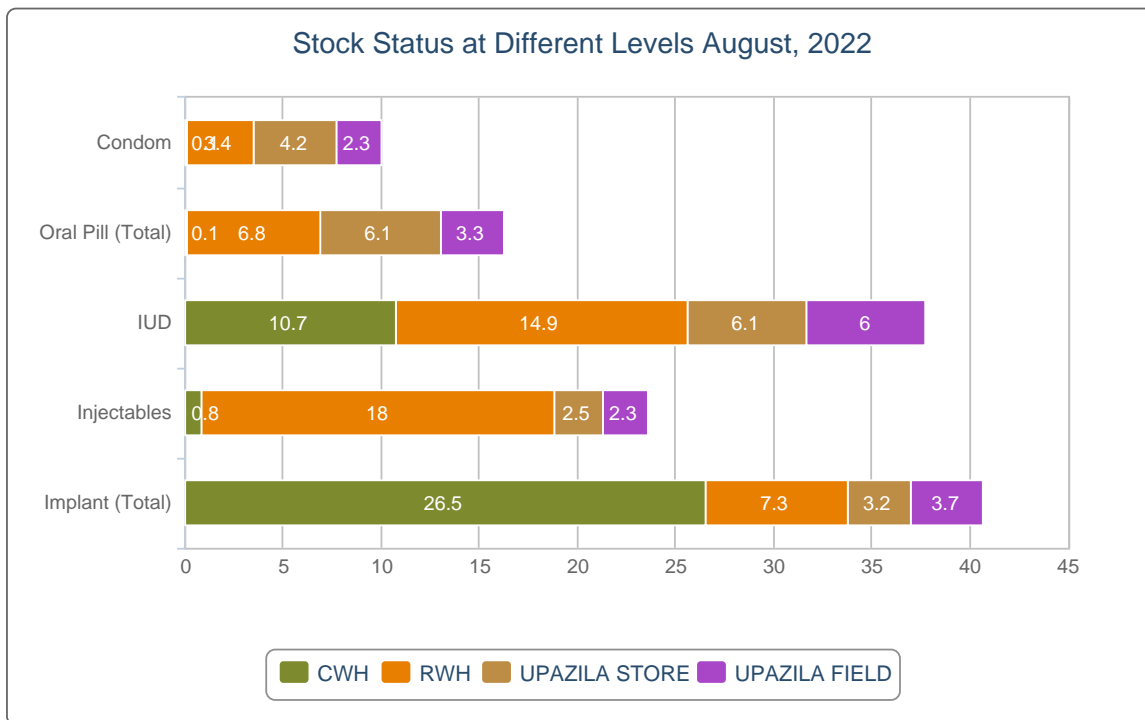
MOS = Month of Stock

#### National Level Stock Status of August, 2022

SL	Name of Products	Reported Consumption	Reported Closing Balance	Average Monthly Consumption	MOS
1	Condom	8,277,961	79,025,840	7,869,023	10.0
2	Oral Pill (Total)	5,869,184	93,973,333	5,769,696	16.3
3	IUD	12,558	411,185	10,907	37.7
4	Injectables	758,481	17,833,387	757,086	23.6
5	Implant (Total)	38,173	1,169,240	28,721	40.7



#### 4. Stock Status Report at Different Levels

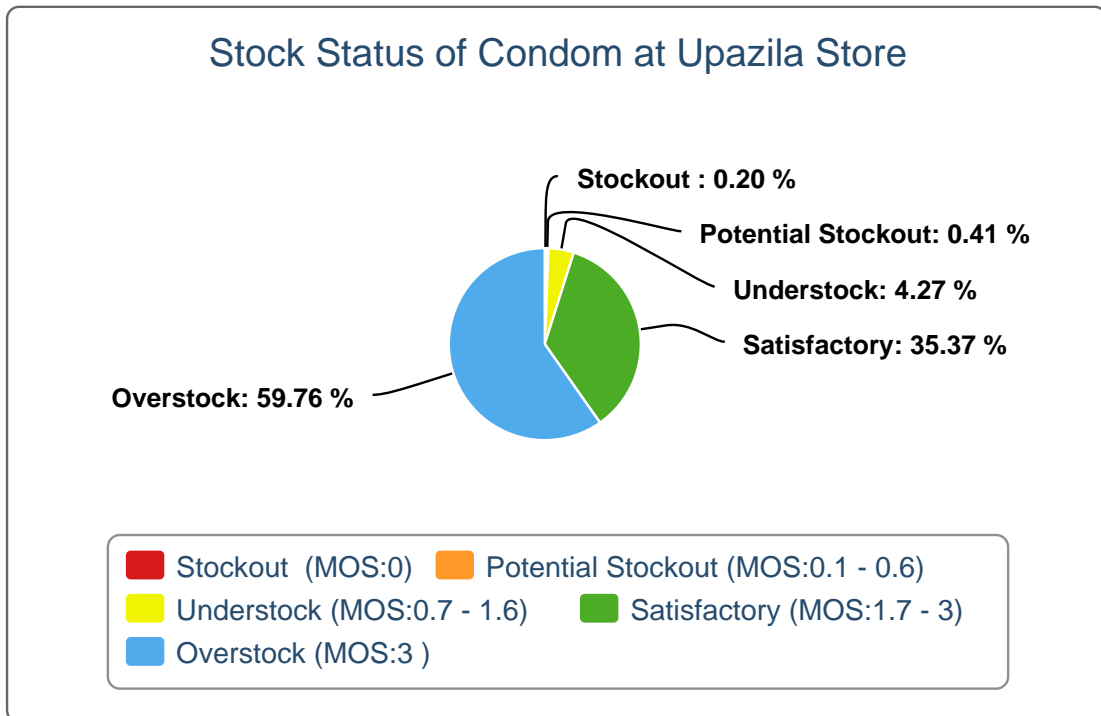


#### Stock Status at Different Levels August, 2022

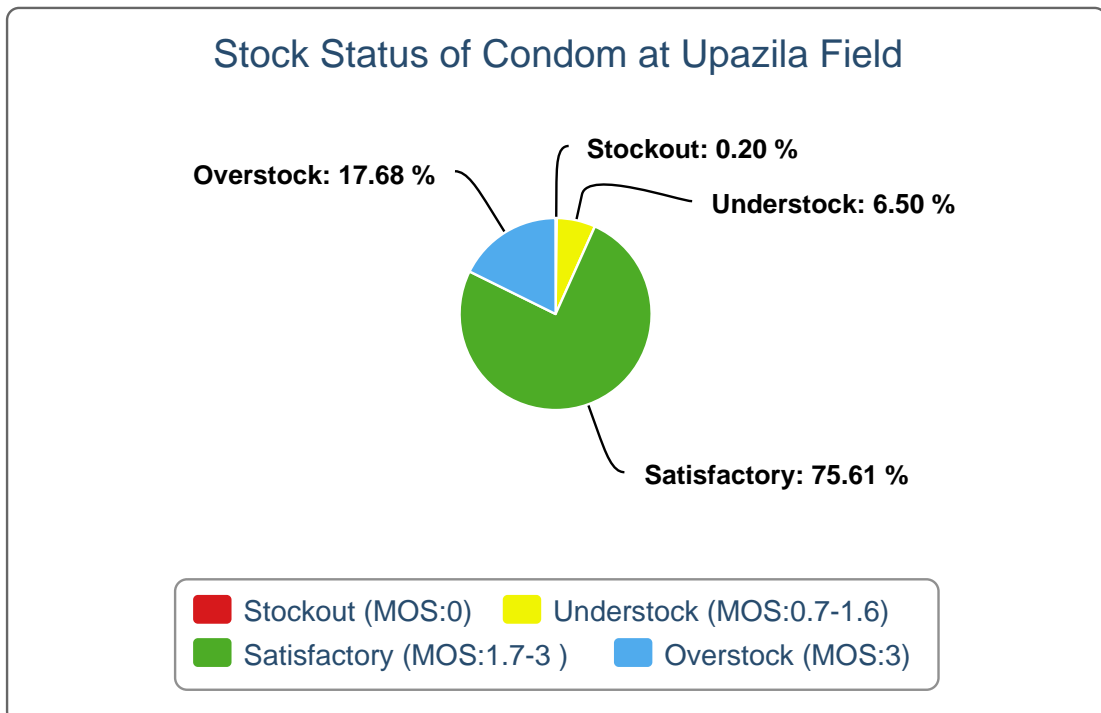
Products	Avg. Consump. of Last 6 Months	CWH Level	MOS	RWH Level	MOS	Upazila Level	MOS	Field Level	MOS	National Level	MOS
Condom	7,869,023	802,800	0.1	26,839,800	3.4	33,287,199	4.2	18,096,041		79,025,840	10
Oral Pill (Total)	5,769,696	513,600	0.1	39,097,762	6.8	35,358,539	6.1	19,003,432		93,973,333	16.3
IUD	10,907	116,350	10.7	162,805	14.9	67,010	6.1	65,020		411,185	37.7
Injectables	757,086	594,500	0.8	13,604,580	18	1,889,517	2.5	1,744,790		17,833,387	23.6
Implant (Total)	28,721	760,885	26.5	208,500	7.3	92,516	3.2	107,339		1,169,240	40.7

## 5. Contraceptive Stock Status by Product at Upazila Store and Field

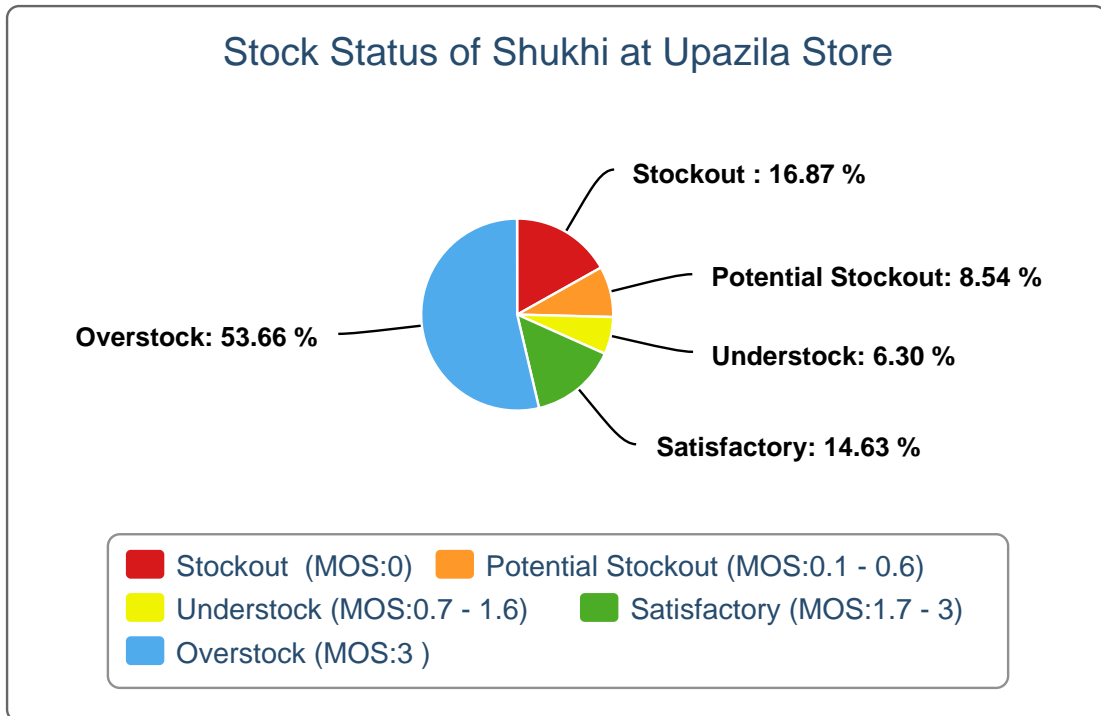
5(a).



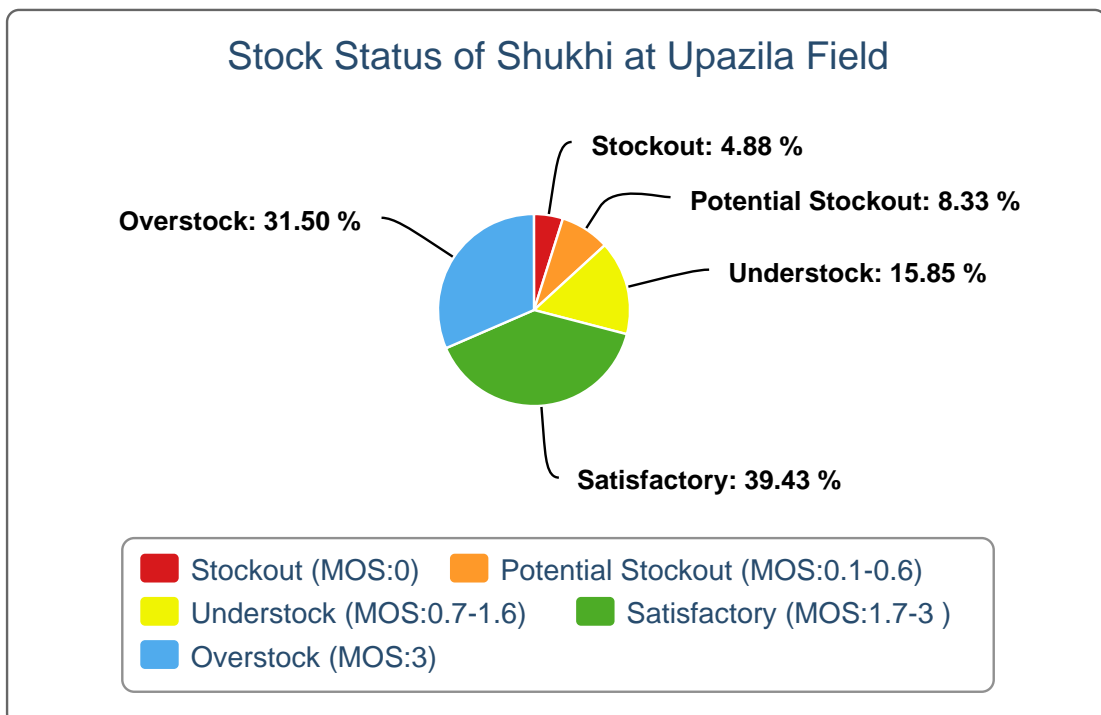
5(b).



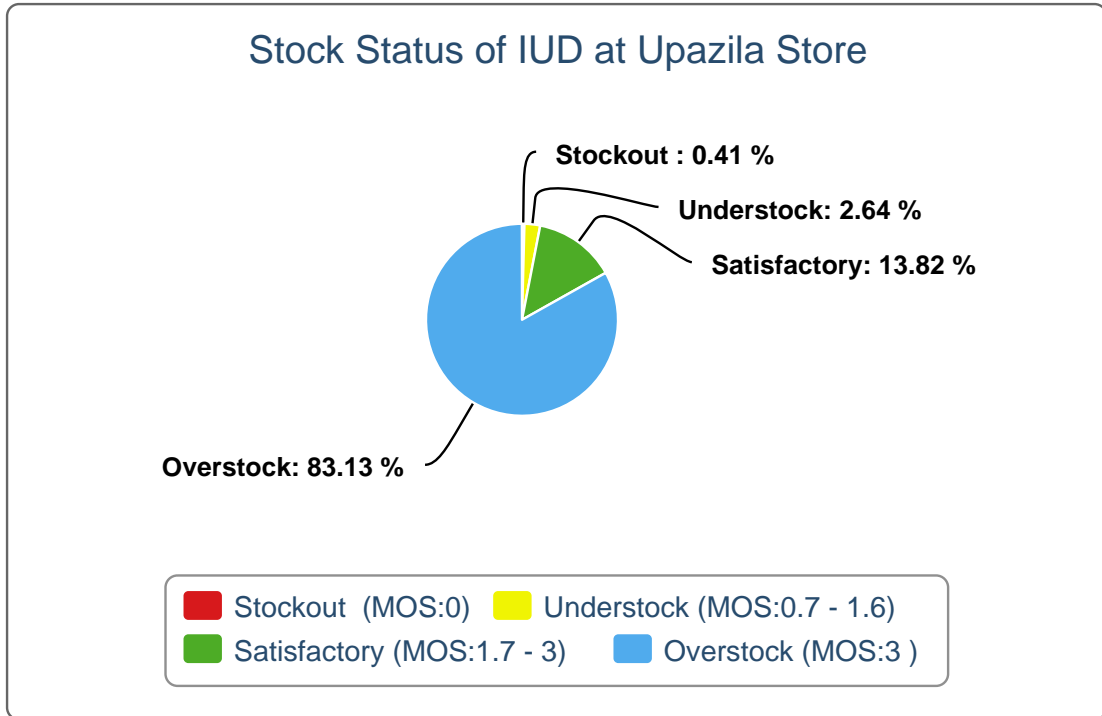
5(c).



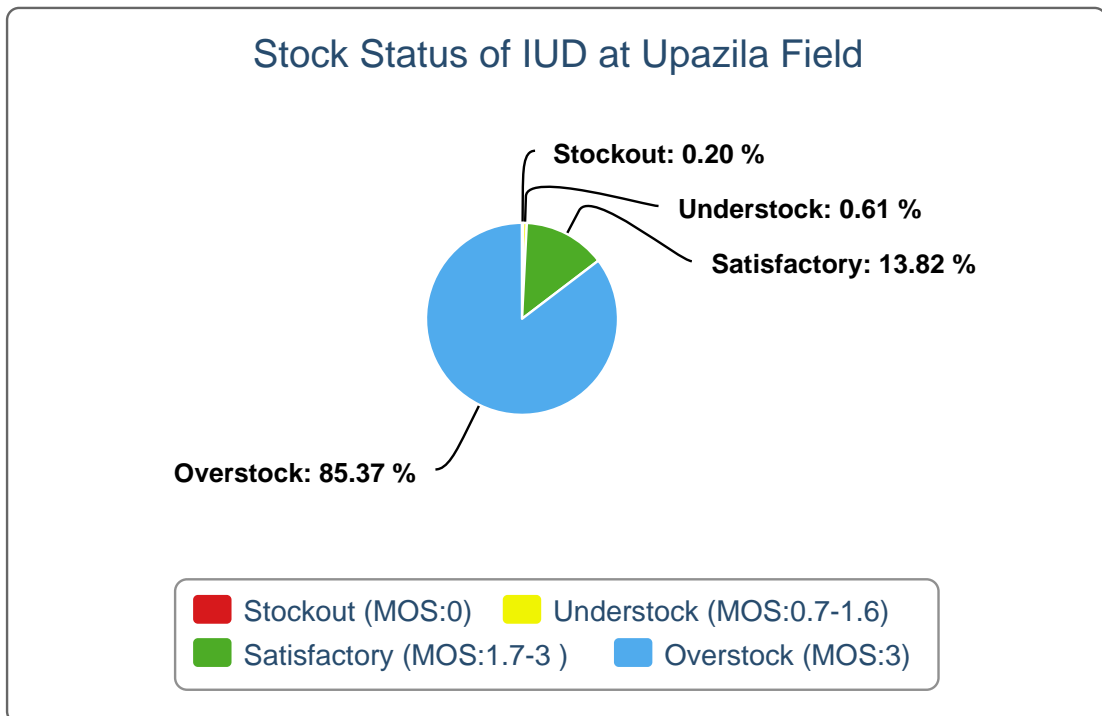
5(d).



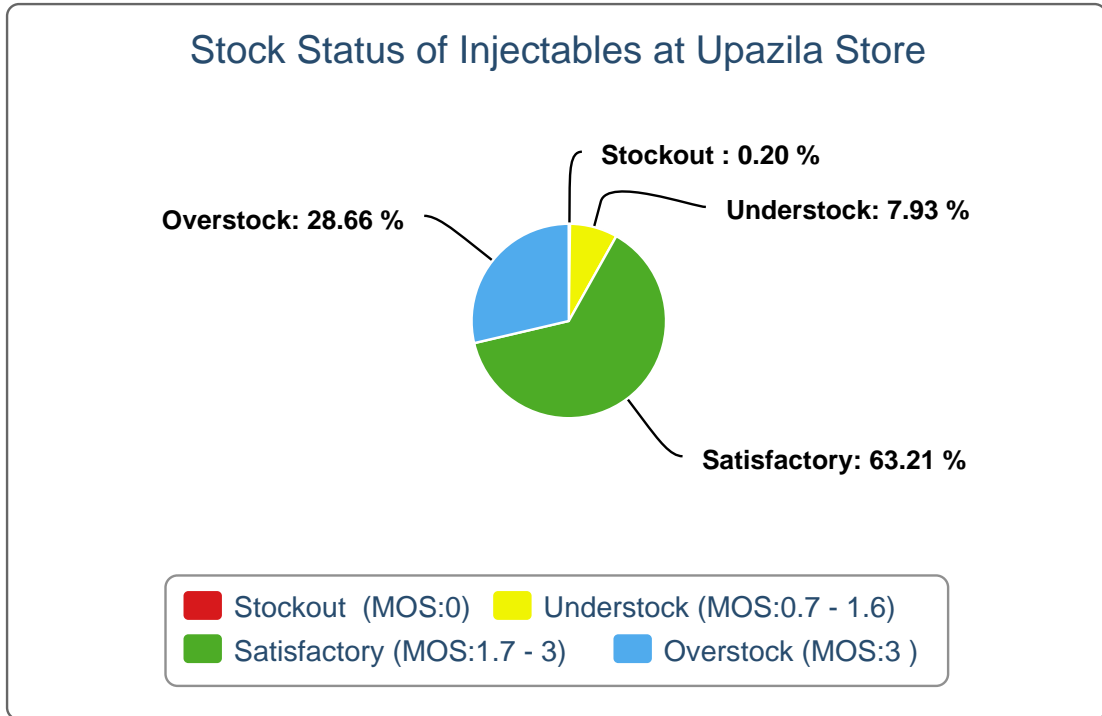
5(e).



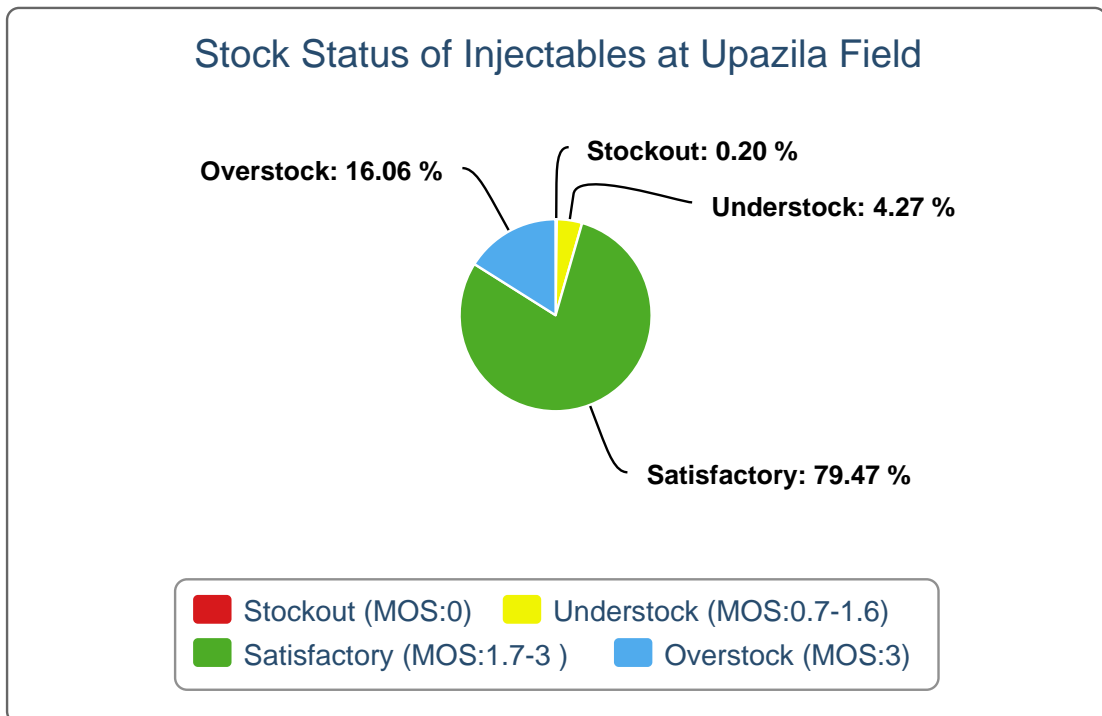
5(f).



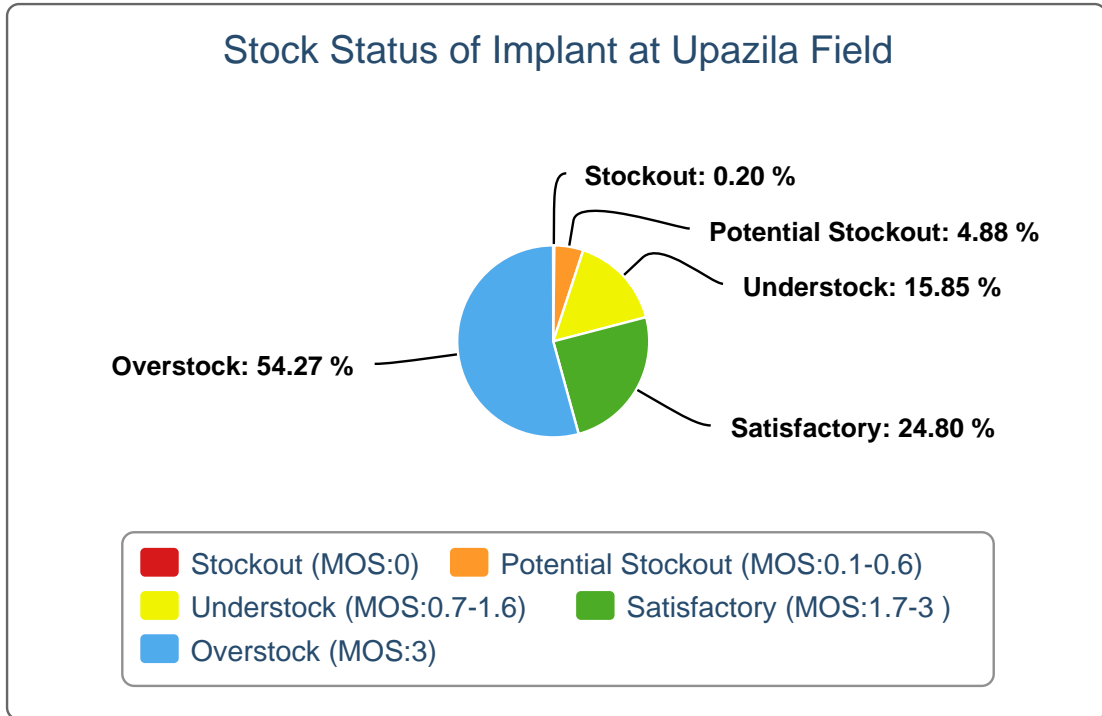
5(g).



5(h).



5(i).



## 6(a). Contraceptive Stock Status by Product at Regional Warehouses

SL	WH Name	Condom			Shukhi			IUD			Injectables			Implant		
		CBL	AMD	MOS	CBL	AMD	MOS	CBL	AMD	MOS	CBL	AMD	MOS	CBL	AMD	MOS
1	Bandarban RWH	79,200	33,691	2.4	73,920	21,638	3.4	1,025	92	11.1	25,000	2,862	8.7	1,750	161	10.9
2	Barishal RWH	3,152,800	244,276	12.9	88,320	188,893	0.5	6,100	455	13.4	79,600	25,768	3.1	3,500	910	3.8
3	Bhola RWH	1,231,200	40,533	30.4	490,560	46,376	10.6	2,450	132	18.6	67,000	27,393	2.4	3,200	305	10.5
4	Bogura RWH	2,456,800	461,601	5.3	5,978,880	321,977	18.6	12,350	380	32.5	3,006,500	27,976	107.5	14,100	1,967	7.2
5	Chattogram RWH	6,995,400	293,992	23.8	10,371,120	208,181	49.8	17,040	847	20.1	4,389,000	26,520	165.5	16,950	1,694	10.0
6	Cox's Bazar RWH	324,000	80,761	4.0	54,432	75,765	0.7	28,350	416	68.1	798,480	20,393	39.2	26,500	795	33.3
7	Cumilla RWH	810,000	434,361	1.9	775,200	346,513	2.2	8,900	998	8.9	226,000	56,754	4.0	5,600	2,088	2.7
8	Dhaka CWH	802,800	1,159,161	0.7	513,600	553,760	0.9	116,350	1,623	71.7	594,500	74,589	8.0	760,885	2,833	268.6
9	Dinajpur RWH	756,000	154,282	4.9	608,160	211,136	2.9	8,550	253	33.8	152,000	28,076	5.4	14,350	1,511	9.5
10	Faridpur RWH	381,600	389,452	1.0	683,520	302,843	2.3	3,750	568	6.6	132,000	27,864	4.7	10,300	1,483	6.9
11	Jamalpur RWH	259,200	291,719	0.9	423,360	217,871	1.9	6,050	175	34.6	112,000	22,543	5.0	14,100	772	18.3
12	Jashore RWH	651,600	418,627	1.6	601,440	270,110	2.2	6,750	254	26.6	39,700	33,099	1.2	9,800	981	10.0
13	Khulna RWH	2,542,800	492,059	5.2	14,313,530	342,477	41.8	12,100	380	31.8	3,758,400	31,577	119.0	22,700	1,137	20.0
14	Kushtia RWH	25,200	285,393	0.1	226,080	143,922	1.6	3,245	113	28.7	13,800	27,445	0.5	4,300	506	8.5
15	Mymensingh RWH	3,513,200	554,583	6.3	168,010	650,241	0.3	5,600	602	9.3	133,000	47,564	2.8	6,000	2,201	2.7
16	Noakhali RWH	205,200	207,613	1.0	270,720	130,476	2.1	5,050	714	7.1	56,000	37,090	1.5	10,550	1,316	8.0
17	Pabna RWH	313,200	439,166	0.7	316,320	263,479	1.2	3,700	674	5.5	89,000	35,624	2.5	14,000	774	18.1
18	Patuakhali RWH	892,800	106,775	8.4	1,175,520	136,375	8.6	4,600	264	17.4	99,200	21,364	4.6	1,850	946	2.0
19	Rajshahi RWH	583,200	576,778	1.0	691,680	241,530	2.9	11,045	217	50.9	82,900	26,531	3.1	4,200	990	4.2
20	Rangamati RWH	165,600	41,008	4.0	275,040	32,000	8.6	1,150	89	12.9	13,000	3,144	4.1	1,050	218	4.8
21	Rangpur RWH	1,051,200	387,333	2.7	987,840	566,225	1.7	5,850	956	6.1	82,000	86,989	0.9	6,200	2,444	2.5
22	Sylhet RWH	352,400	522,241	0.7	199,680	313,659	0.6	5,200	506	10.3	166,000	45,959	3.6	14,900	1,934	7.7
23	Tangail RWH	97,200	253,618	0.4	324,430	184,249	1.8	3,950	199	19.8	84,000	19,962	4.2	2,600	755	3.4

**6(b). Contraceptive Stock Status by Product at Upazila**

SL	Warehouse Name	Upazila Name	Condom			Shukhi			IUD			Injectables			Implant		
			CBL	AMD	MOS	CBL	AMD	MOS	CBL	AMD	MOS	CBL	AMD	MOS	CBL	AMD	MOS
1	Bandarban RWH	Alikadam	15,132	8,013	1.9	13,690	3,155	4.3	80	22	3.6	1,750	412	4.2	100	32	3.1
2	Bandarban RWH	Bandarban Sadar	18,441	3,382	5.5	24,141	3,549	6.8	184	19	9.7	2,054	485	4.2	100	32	3.1
3	Bandarban RWH	Lama	26,196	7,435	3.5	22,535	6,227	3.6	229	25	9.2	4,498	778	5.8	182	25	7.3
4	Bandarban RWH	Naikhongchhari	29,216	5,275	5.5	20,960	2,954	7.1	91	6	15.2	1,901	671	2.8	100	21	4.8
5	Bandarban RWH	Rowangchhari	23,540	2,112	11.1	13,940	2,135	6.5	116	5	23.2	945	213	4.4	134	18	7.4
6	Bandarban RWH	Ruma	19,680	4,644	4.2	10,512	1,733	6.1	104	6	17.3	704	158	4.5	117	15	7.8
7	Bandarban RWH	Thanchi	13,566	2,830	4.8	11,670	1,885	6.2	99	9	11.0	581	145	4.0	141	18	7.8
8	Barishal RWH	Agailjhara	58,000	6,319	9.2	33,038	7,976	4.1	241	10	24.1	6,320	660	9.6	50	27	1.9
9	Barishal RWH	Babuganj	256,500	5,619	45.6	37,840	6,183	6.1	106	16	6.6	2,337	491	4.8	150	36	4.2
10	Barishal RWH	Bakerganj	455,631	14,364	31.7	126,224	13,719	9.2	354	19	18.6	7,890	1,962	4.0	150	80	1.9
11	Barishal RWH	Banari Para	243,068	5,422	44.8	16,980	6,898	2.5	218	10	21.8	2,628	506	5.2	200	61	3.3
12	Barishal RWH	Barishal Sadar (kotwali)	82,536	37,197	2.2	29,880	15,135	2.0	303	93	3.3	14,894	3,677	4.1	185	119	1.6
13	Barishal RWH	Bhandaria	27,480	10,052	2.7	37,340	7,391	5.1	181	28	6.5	3,233	979	3.3	150	28	5.4
14	Barishal RWH	Gaurnadi	65,700	9,581	6.9	34,930	10,300	3.4	236	17	13.9	5,658	1,130	5.0	200	46	4.3
15	Barishal RWH	Hizla	21,344	7,837	2.7	28,470	4,710	6.0	99	9	11.0	7,175	1,109	6.5	200	14	14.3
16	Barishal RWH	Indurkani	122,948	6,168	19.9	27,584	5,608	4.9	40	11	3.6	2,289	770	3.0	150	20	7.5
17	Barishal RWH	Jhalokati Sadar	82,700	17,684	4.7	60,025	10,821	5.5	191	23	8.3	3,952	970	4.1	300	84	3.6
18	Barishal RWH	Kanthalia	73,739	4,069	18.1	54,045	4,037	13.4	224	9	24.9	3,085	597	5.2	150	28	5.4
19	Barishal RWH	Kawkhali	92,200	5,021	18.4	51,520	3,571	14.4	330	22	15.0	4,360	278	15.7	300	17	17.6
20	Barishal RWH	Mathbaria	59,530	15,369	3.9	49,200	16,635	3.0	51	35	1.5	3,336	1,736	1.9	200	47	4.3
21	Barishal RWH	Mehendiganj	51,360	10,946	4.7	36,227	9,324	3.9	254	14	18.1	11,977	2,440	4.9	200	21	9.5
22	Barishal RWH	Muladi	22,116	12,103	1.8	14,060	8,652	1.6	180	4	45.0	4,022	1,920	2.1	100	13	7.7
23	Barishal RWH	Nalchity	34,608	7,658	4.5	30,880	6,866	4.5	308	15	20.5	7,746	1,281	6.0	300	30	10.0
24	Barishal RWH	Nazirpur	65,004	15,602	4.2	36,605	10,531	3.5	160	29	5.5	11,680	1,288	9.1	250	38	6.6
25	Barishal RWH	Nesarabad (swarupkati)	52,104	23,803	2.2	35,965	14,042	2.6	161	38	4.2	4,838	1,464	3.3	200	57	3.5



SL	Warehouse Name	Upazila Name	Condom			Shukhi			IUD			Injectables			Implant		
			CBL	AMD	MOS	CBL	AMD	MOS	CBL	AMD	MOS	CBL	AMD	MOS	CBL	AMD	MOS
26	Barishal RWH	Pirojpur Sadar	32,808	11,380	2.9	37,355	8,701	4.3	331	27	12.3	7,226	961	7.5	250	51	4.9
27	Barishal RWH	Rajapur	39,988	6,090	6.6	32,280	5,353	6.0	150	6	25.0	1,276	605	2.1	100	26	3.8
28	Barishal RWH	Wazirpur	808,212	11,992	67.4	15,580	12,440	1.3	446	20	22.3	1,711	944	1.8	200	67	3.0
29	Bhola RWH	Bhola Sadar	24,213	9,999	2.4	45,335	10,308	4.4	120	47	2.6	14,270	5,397	2.6	10	96	0.1
30	Bhola RWH	Burhanuddin	11,820	2,512	4.7	30,240	5,171	5.8	57	19	3.0	4,183	1,178	3.6	100	32	3.1
31	Bhola RWH	Char Fasson	30,300	14,376	2.1	30,510	13,003	2.3	93	35	2.7	21,025	8,576	2.5	150	78	1.9
32	Bhola RWH	Daulat Khan	23,978	1,773	13.5	39,990	4,304	9.3	30	10	3.0	7,100	3,570	2.0	50	15	3.3
33	Bhola RWH	Lalmohan	15,348	6,789	2.3	44,285	7,267	6.1	60	12	5.0	10,092	5,204	1.9	400	25	16.0
34	Bhola RWH	Manpura	7,624	3,669	2.1	2,159	2,900	0.7	37	3	12.3	2,700	1,914	1.4	70	27	2.6
35	Bhola RWH	Tazumuddin	25,786	1,415	18.2	14,239	3,423	4.2	65	6	10.8	2,299	1,554	1.5	50	32	1.6
36	Bogura RWH	Adamdighi	34,500	6,838	5.0	252,830	4,522	55.9	59	11	5.4	846	204	4.1	100	43	2.3
37	Bogura RWH	Akkelpur	25,140	5,616	4.5	210,665	4,349	48.4	72	7	10.3	443	311	1.4	0	58	0.0
38	Bogura RWH	Atrai	34,340	13,731	2.5	50,965	10,931	4.7	70	5	14.0	464	429	1.1	0	44	0.0
39	Bogura RWH	Badalgachhi	32,902	8,727	3.8	22,780	10,721	2.1	54	10	5.4	3,073	1,067	2.9	200	93	2.2
40	Bogura RWH	Bogura Sadar	100,928	58,668	1.7	26,570	15,981	1.7	223	35	6.4	9,693	1,684	5.8	320	117	2.7
41	Bogura RWH	Dhamoirhat	49,098	7,818	6.3	119,385	7,449	16.0	46	11	4.2	3,067	589	5.2	150	32	4.7
42	Bogura RWH	Dhunat	83,856	33,125	2.5	85,840	18,982	4.5	15	7	2.1	4,274	2,059	2.1	50	51	1.0
43	Bogura RWH	Dhupchanchia	31,800	8,267	3.8	39,310	7,678	5.1	148	8	18.5	3,192	683	4.7	250	87	2.9
44	Bogura RWH	Gabtali	49,200	17,465	2.8	915,680	10,476	87.4	64	7	9.1	4,410	1,683	2.6	300	97	3.1
45	Bogura RWH	Ghoraghat	26,400	7,597	3.5	22,695	6,467	3.5	35	6	5.8	439	322	1.4	202	31	6.5
46	Bogura RWH	Hakimpur	35,332	4,824	7.3	48,570	2,869	16.9	59	3	19.7	884	181	4.9	100	31	3.2
47	Bogura RWH	Joypurhat Sadar	45,852	18,791	2.4	41,050	10,973	3.7	100	41	2.4	2,695	903	3.0	300	176	1.7
48	Bogura RWH	Kahaloo	47,136	17,278	2.7	21,070	11,131	1.9	68	6	11.3	1,992	889	2.2	150	108	1.4
49	Bogura RWH	Kalai	24,312	6,579	3.7	601,820	7,777	77.4	69	8	8.6	1,743	384	4.5	0	37	0.0
50	Bogura RWH	Khetlal	29,460	7,262	4.1	792,385	4,825	164.2	107	7	15.3	2,371	292	8.1	100	35	2.9

SL	Warehouse Name	Upazila Name	Condom			Shukhi			IUD			Injectables			Implant		
			CBL	AMD	MOS	CBL	AMD	MOS	CBL	AMD	MOS	CBL	AMD	MOS	CBL	AMD	MOS
51	Bogura RWH	Mahadebpur	47,196	14,904	3.2	642,085	15,341	41.9	17	6	2.8	1,912	804	2.4	250	54	4.6
52	Bogura RWH	Manda	53,290	21,305	2.5	35,625	25,634	1.4	160	55	2.9	5,003	1,851	2.7	100	67	1.5
53	Bogura RWH	Nandigram	27,100	8,881	3.1	29,320	9,781	3.0	60	2	30.0	670	340	2.0	100	39	2.6
54	Bogura RWH	Naogaon Sadar	54,380	19,870	2.7	46,350	12,255	3.8	28	22	1.3	3,141	1,287	2.4	200	74	2.7
55	Bogura RWH	Niamatpur	41,474	10,942	3.8	295,135	11,459	25.8	22	9	2.4	2,689	845	3.2	300	76	3.9
56	Bogura RWH	Panchbibi	26,180	13,054	2.0	44,134	7,368	6.0	65	7	9.3	1,920	784	2.4	330	64	5.2
57	Bogura RWH	Patnitala	17,544	11,713	1.5	319,665	10,847	29.5	39	6	6.5	1,372	714	1.9	150	57	2.6
58	Bogura RWH	Porsha	20,280	9,289	2.2	50,820	7,964	6.4	27	11	2.5	1,261	462	2.7	100	23	4.3
59	Bogura RWH	Raninagar	21,500	9,329	2.3	28,860	11,173	2.6	82	4	20.5	1,146	450	2.5	50	26	1.9
60	Bogura RWH	Sapahar	19,368	9,526	2.0	40,975	9,826	4.2	61	8	7.6	1,576	1,066	1.5	100	25	4.0
61	Bogura RWH	Sariakandi	37,008	13,501	2.7	590,515	8,387	70.4	105	17	6.2	2,763	1,131	2.4	400	102	3.9
62	Bogura RWH	Shajahanpur	63,132	40,235	1.6	22,720	12,347	1.8	71	9	7.9	2,761	953	2.9	200	101	2.0
63	Bogura RWH	Sherpur	65,279	29,181	2.2	101,450	17,245	5.9	63	14	4.5	3,113	1,516	2.1	100	78	1.3
64	Bogura RWH	Shibganj	41,700	18,620	2.2	245,880	18,183	13.5	135	10	13.5	6,900	3,342	2.1	200	61	3.3
65	Bogura RWH	Sonatola	23,980	8,665	2.8	202,990	9,036	22.5	110	28	3.9	1,950	751	2.6	200	80	2.5
66	Chattogram RWH	Anowara	45,000	8,769	5.1	119,320	8,698	13.7	100	13	7.7	2,000	637	3.1	250	43	5.8
67	Chattogram RWH	Banshkhali	21,984	11,240	2.0	29,845	8,340	3.6	192	13	14.8	3,864	1,407	2.7	0	94	0.0
68	Chattogram RWH	Boalkhali	158,001	6,799	23.2	37,832	5,941	6.4	177	27	6.6	1,169	469	2.5	250	60	4.2
69	Chattogram RWH	Chandanaish	23,700	6,334	3.7	42,565	7,135	6.0	102	25	4.1	2,962	780	3.8	400	40	10.0
70	Chattogram RWH	Dighinala	24,480	6,956	3.5	28,960	8,537	3.4	120	13	9.2	2,837	1,033	2.7	200	31	6.5
71	Chattogram RWH	Double Mooring	87,624	49,347	1.8	44,425	12,302	3.6	468	233	2.0	4,977	2,975	1.7	350	207	1.7
72	Chattogram RWH	Fatikchhari	51,900	13,873	3.7	34,835	12,241	2.8	150	11	13.6	6,383	1,949	3.3	500	175	2.9
73	Chattogram RWH	Guimara	22,548	1,012	22.3	18,610	2,718	6.8	177	3	59.0	759	195	3.9	250	21	11.9
74	Chattogram RWH	Hathazari	86,708	32,686	2.7	76,580	18,584	4.1	218	15	14.5	3,946	1,403	2.8	350	51	6.9
75	Chattogram RWH	Khagrachhari Sadar	25,680	2,883	8.9	38,080	5,408	7.0	56	29	1.9	1,445	457	3.2	150	25	6.0

SL	Warehouse Name	Upazila Name	Condom			Shukhi			IUD			Injectables			Implant		
			CBL	AMD	MOS	CBL	AMD	MOS	CBL	AMD	MOS	CBL	AMD	MOS	CBL	AMD	MOS
76	Chattogram RWH	Lakshmichhari	26,335	1,055	25.0	55,922	2,040	27.4	96	10	9.6	644	100	6.4	200	24	8.3
77	Chattogram RWH	Lohagara	26,988	5,085	5.3	277,000	6,360	43.6	170	17	10.0	4,016	1,162	3.5	300	33	9.1
78	Chattogram RWH	Mahalchhari	22,400	3,472	6.5	26,880	4,036	6.7	80	7	11.4	1,125	260	4.3	100	23	4.3
79	Chattogram RWH	Manikchhari	11,288	987	11.4	56,385	1,615	34.9	106	11	9.6	1,736	472	3.7	250	31	8.1
80	Chattogram RWH	Matiranga	21,500	7,537	2.9	32,440	6,141	5.3	123	20	6.2	2,176	837	2.6	150	38	3.9
81	Chattogram RWH	Mirsharai	50,332	10,752	4.7	47,282	11,687	4.0	168	39	4.3	5,369	1,700	3.2	400	51	7.8
82	Chattogram RWH	Panchhari	14,110	2,967	4.8	22,440	4,100	5.5	181	5	36.2	646	181	3.6	150	32	4.7
83	Chattogram RWH	Panchlaish	97,272	42,894	2.3	26,270	8,680	3.0	259	123	2.1	6,100	2,691	2.3	406	132	3.1
84	Chattogram RWH	Patiya	54,600	15,085	3.6	50,620	15,068	3.4	265	85	3.1	5,312	1,816	2.9	600	109	5.5
85	Chattogram RWH	Ramgarh	29,824	2,849	10.5	28,085	3,159	8.9	139	5	27.8	517	127	4.1	200	17	11.8
86	Chattogram RWH	Rangunia	56,796	13,482	4.2	54,705	12,082	4.5	260	30	8.7	5,222	1,484	3.5	200	121	1.7
87	Chattogram RWH	Raozan	63,432	12,823	4.9	52,820	10,953	4.8	304	48	6.3	6,240	1,200	5.2	300	108	2.8
88	Chattogram RWH	Sandwip	37,228	9,134	4.1	39,640	11,855	3.3	236	8	29.5	5,477	1,274	4.3	100	113	0.9
89	Chattogram RWH	Satkania	66,260	12,305	5.4	61,855	10,702	5.8	224	19	11.8	4,647	733	6.3	200	71	2.8
90	Chattogram RWH	Sitakunda	47,370	13,666	3.5	40,030	9,799	4.1	176	38	4.6	2,134	1,178	1.8	350	44	8.0
91	Cox's Bazar RWH	Chakaria	86,352	12,321	7.0	75,245	12,684	5.9	204	65	3.1	6,183	3,121	2.0	100	142	0.7
92	Cox's Bazar RWH	Cox's Bazar Sadar	96,024	12,808	7.5	214,490	14,291	15.0	215	51	4.2	6,795	3,212	2.1	380	91	4.2
93	Cox's Bazar RWH	Kutubdia	35,952	2,848	12.6	19,810	2,393	8.3	45	32	1.4	2,765	981	2.8	300	78	3.8
94	Cox's Bazar RWH	Maheshkhali	199,003	5,785	34.4	100,825	13,746	7.3	200	52	3.8	6,574	3,161	2.1	50	85	0.6
95	Cox's Bazar RWH	Pekua	105,600	7,591	13.9	153,590	7,477	20.5	183	31	5.9	5,679	2,842	2.0	300	66	4.5
96	Cox's Bazar RWH	Ramu	83,124	11,744	7.1	188,280	6,222	30.3	161	56	2.9	3,743	1,765	2.1	500	86	5.8
97	Cox's Bazar RWH	Teknaf	48,212	20,852	2.3	221,400	13,274	16.7	166	66	2.5	8,219	4,066	2.0	400	120	3.3
98	Cox's Bazar RWH	Ukhia	15,408	6,812	2.3	74,170	5,678	13.1	172	63	2.7	3,017	1,245	2.4	550	127	4.3
99	Cumilla RWH	Akhaura	24,064	5,776	4.2	15,846	4,602	3.4	186	9	20.7	2,710	697	3.9	50	17	2.9
100	Cumilla RWH	Ashuganj	72,916	11,310	6.4	15,900	6,918	2.3	168	15	11.2	2,042	849	2.4	200	47	4.3

SL	Warehouse Name	Upazila Name	Condom			Shukhi			IUD			Injectables			Implant		
			CBL	AMD	MOS	CBL	AMD	MOS	CBL	AMD	MOS	CBL	AMD	MOS	CBL	AMD	MOS
101	Cumilla RWH	Banchharampur	100,200	14,017	7.1	34,470	9,777	3.5	247	32	7.7	5,410	1,557	3.5	300	95	3.2
102	Cumilla RWH	Barura	31,248	12,715	2.5	7,070	12,977	0.5	143	32	4.5	3,516	2,820	1.2	100	48	2.1
103	Cumilla RWH	Bijoy Nagar	90,708	8,526	10.6	41,681	8,023	5.2	145	11	13.2	2,734	1,181	2.3	200	32	6.3
104	Cumilla RWH	Brahman Para	63,400	7,042	9.0	32,775	6,788	4.8	188	19	9.9	4,664	708	6.6	210	49	4.3
105	Cumilla RWH	Brahmanbaria Sadar	85,700	20,216	4.2	70,355	10,478	6.7	294	60	4.9	4,617	1,917	2.4	150	98	1.5
106	Cumilla RWH	Burichang	73,478	21,348	3.4	32,520	16,179	2.0	219	37	5.9	5,186	1,692	3.1	400	68	5.9
107	Cumilla RWH	Chandina	42,648	11,933	3.6	6,393	14,734	0.4	117	22	5.3	2,980	2,537	1.2	100	32	3.1
108	Cumilla RWH	Chandpur Sadar	75,700	13,428	5.6	22,095	12,499	1.8	208	92	2.3	3,841	2,367	1.6	250	92	2.7
109	Cumilla RWH	Chauddagam	84,740	15,749	5.4	10,390	15,555	0.7	352	19	18.5	2,845	3,383	0.8	100	37	2.7
110	Cumilla RWH	Cumilla Adarsha Sadar	54,576	43,934	1.2	33,860	15,948	2.1	217	72	3.0	5,863	2,441	2.4	370	114	3.2
111	Cumilla RWH	Cumilla Sadar Dakshin	68,748	10,286	6.7	11,955	10,018	1.2	145	16	9.1	4,737	1,757	2.7	290	48	6.0
112	Cumilla RWH	Daudkandi	41,928	10,903	3.8	32,793	11,272	2.9	167	54	3.1	4,061	1,771	2.3	150	31	4.8
113	Cumilla RWH	Debidwar	109,500	13,897	7.9	33,945	15,248	2.2	405	26	15.6	8,081	2,629	3.1	300	40	7.5
114	Cumilla RWH	Faridganj	97,300	11,756	8.3	44,520	12,397	3.6	320	65	4.9	5,875	2,236	2.6	300	141	2.1
115	Cumilla RWH	Haim Char	21,900	3,170	6.9	11,895	4,692	2.5	177	16	11.1	2,105	382	5.5	200	22	9.1
116	Cumilla RWH	Hajiganj	38,100	5,632	6.8	35,675	9,878	3.6	162	40	4.1	2,578	1,840	1.4	200	48	4.2
117	Cumilla RWH	Homna	64,080	14,839	4.3	27,545	9,393	2.9	42	20	2.1	2,781	1,007	2.8	150	35	4.3
118	Cumilla RWH	Kachua	41,956	10,026	4.2	22,490	11,270	2.0	138	45	3.1	2,379	2,908	0.8	100	49	2.0
119	Cumilla RWH	Kasba	61,500	17,827	3.4	17,570	12,841	1.4	123	39	3.2	3,972	1,090	3.6	150	153	1.0
120	Cumilla RWH	Laksam	35,500	7,488	4.7	13,265	6,584	2.0	20	20	1.0	1,880	1,297	1.4	160	34	4.7
121	Cumilla RWH	Lalmaj	7,380	3,930	1.9	3,568	5,771	0.6	143	6	23.8	2,037	789	2.6	150	18	8.3
122	Cumilla RWH	Manoharganj	53,800	9,840	5.5	41,140	8,753	4.7	119	8	14.9	4,206	1,213	3.5	200	33	6.1
123	Cumilla RWH	Matlab Dakshin	59,984	6,282	9.5	37,512	6,509	5.8	194	13	14.9	5,335	1,545	3.5	300	50	6.0
124	Cumilla RWH	Matlab Uttar	82,600	9,964	8.3	32,575	10,759	3.0	217	53	4.1	6,971	1,116	6.2	50	78	0.6
125	Cumilla RWH	Meghna	34,500	6,472	5.3	17,420	4,694	3.7	100	13	7.7	2,122	788	2.7	100	54	1.9

SL	Warehouse Name	Upazila Name	Condom			Shukhi			IUD			Injectables			Implant		
			CBL	AMD	MOS	CBL	AMD	MOS	CBL	AMD	MOS	CBL	AMD	MOS	CBL	AMD	MOS
126	Cumilla RWH	Muradnagar	152,700	26,939	5.7	29,870	16,997	1.8	220	29	7.6	6,834	2,620	2.6	550	176	3.1
127	Cumilla RWH	Nabinagar	83,357	17,029	4.9	23,118	11,800	2.0	114	27	4.2	1,749	1,557	1.1	50	94	0.5
128	Cumilla RWH	Nangalkot	57,300	14,415	4.0	16,356	7,955	2.1	85	16	5.3	2,256	1,905	1.2	100	76	1.3
129	Cumilla RWH	Nasirnagar	43,132	9,214	4.7	26,475	12,705	2.1	80	12	6.7	2,001	1,110	1.8	350	61	5.7
130	Cumilla RWH	Sarail	67,800	19,273	3.5	28,875	10,100	2.9	170	10	17.0	1,881	1,477	1.3	200	63	3.2
131	Cumilla RWH	Shahrasti	16,800	4,312	3.9	20,255	6,818	3.0	129	26	5.0	2,362	1,853	1.3	150	35	4.3
132	Cumilla RWH	Titas	55,848	14,873	3.8	30,305	5,581	5.4	204	24	8.5	5,215	1,715	3.0	300	20	15.0
133	Dhaka CWH	Araihazar	26,780	14,462	1.9	20,440	19,992	1.0	112	33	3.4	4,680	2,104	2.2	0	94	0.0
134	Dhaka CWH	Bandar	62,021	31,484	2.0	63,984	13,436	4.8	55	14	3.9	4,140	1,924	2.2	0	55	0.0
135	Dhaka CWH	Belabo	17,280	8,639	2.0	26,820	7,476	3.6	87	11	7.9	1,554	927	1.7	150	41	3.7
136	Dhaka CWH	Daulatpur	24,444	10,104	2.4	13,450	8,605	1.6	49	6	8.2	2,032	971	2.1	100	65	1.5
137	Dhaka CWH	Dhamrai	45,504	24,843	1.8	19,160	18,214	1.1	263	123	2.1	2,417	1,493	1.6	50	69	0.7
138	Dhaka CWH	Dohar	28,480	12,847	2.2	30,990	6,685	4.6	65	7	9.3	1,389	690	2.0	0	29	0.0
139	Dhaka CWH	Gazaria	16,780	8,281	2.0	22,690	5,733	4.0	21	13	1.6	1,934	738	2.6	301	19	15.8
140	Dhaka CWH	Gazipur Sadar	42,984	47,899	0.9	14,290	14,985	1.0	190	40	4.8	3,465	1,775	2.0	200	66	3.0
141	Dhaka CWH	Ghior	18,744	8,724	2.1	57,780	5,582	10.4	34	7	4.9	1,080	504	2.1	200	28	7.1
142	Dhaka CWH	Harirampur	16,244	13,127	1.2	84,565	4,754	17.8	80	3	26.7	519	356	1.5	973	34	28.6
143	Dhaka CWH	Kaliakair	46,321	24,801	1.9	18,558	16,000	1.2	61	35	1.7	1,540	846	1.8	100	46	2.2
144	Dhaka CWH	Kaliganj	64,520	31,792	2.0	40,420	11,683	3.5	77	12	6.4	3,141	1,576	2.0	150	24	6.3
145	Dhaka CWH	Kapasia	57,288	21,598	2.7	15,270	15,115	1.0	88	6	14.7	1,359	644	2.1	200	65	3.1
146	Dhaka CWH	Keraniganj	79,200	37,203	2.1	41,620	16,011	2.6	285	81	3.5	6,035	2,755	2.2	150	99	1.5
147	Dhaka CWH	Lohajang	20,904	10,235	2.0	28,978	6,426	4.5	95	4	23.8	1,159	514	2.3	300	30	10.0
148	Dhaka CWH	Manikganj Sadar	48,000	24,562	2.0	64,800	9,261	7.0	301	13	23.2	1,709	810	2.1	200	117	1.7
149	Dhaka CWH	Manohardi	26,300	12,953	2.0	81,160	7,442	10.9	92	21	4.4	4,313	1,871	2.3	200	34	5.9
150	Dhaka CWH	Mirpur	112,500	144,629	0.8	35,117	24,367	1.4	745	289	2.6	16,904	7,980	2.1	1,070	395	2.7

SL	Warehouse Name	Upazila Name	Condom			Shukhi			IUD			Injectables			Implant		
			CBL	AMD	MOS	CBL	AMD	MOS	CBL	AMD	MOS	CBL	AMD	MOS	CBL	AMD	MOS
151	Dhaka CWH	Munshiganj Sadar	52,368	27,395	1.9	19,920	14,434	1.4	125	15	8.3	3,859	1,500	2.6	200	28	7.1
152	Dhaka CWH	Narayanganj Sadar	141,748	73,466	1.9	44,949	38,720	1.2	121	27	4.5	15,678	6,839	2.3	450	94	4.8
153	Dhaka CWH	Narsingdi Sadar	93,374	44,175	2.1	68,372	40,489	1.7	289	91	3.2	13,582	6,222	2.2	400	87	4.6
154	Dhaka CWH	Nawabganj	30,403	14,552	2.1	64,675	7,589	8.5	18	13	1.4	1,732	643	2.7	310	43	7.2
155	Dhaka CWH	Palash	24,600	12,851	1.9	16,290	9,170	1.8	109	8	13.6	1,937	892	2.2	200	28	7.1
156	Dhaka CWH	Roypura	84,708	40,806	2.1	112,620	19,859	5.7	172	50	3.4	8,962	3,534	2.5	100	64	1.6
157	Dhaka CWH	Rupganj	63,520	33,876	1.9	36,518	30,664	1.2	213	33	6.5	5,742	2,830	2.0	300	75	4.0
158	Dhaka CWH	Saturia	24,300	12,389	2.0	17,585	7,819	2.2	101	21	4.8	1,513	536	2.8	0	50	0.0
159	Dhaka CWH	Savar	275,800	72,590	3.8	43,935	21,669	2.0	257	80	3.2	7,138	3,298	2.2	300	69	4.3
160	Dhaka CWH	Serajdikhan	25,844	15,627	1.7	28,220	12,594	2.2	129	22	5.9	2,052	839	2.4	0	45	0.0
161	Dhaka CWH	Shibalaya	21,300	11,023	1.9	28,550	7,548	3.8	52	10	5.2	900	824	1.1	50	37	1.4
162	Dhaka CWH	Shibpur	39,884	17,861	2.2	59,200	11,527	5.1	42	8	5.3	4,707	1,652	2.8	300	34	8.8
163	Dhaka CWH	Singair	41,708	20,467	2.0	66,490	10,403	6.4	115	14	8.2	1,273	622	2.0	200	51	3.9
164	Dhaka CWH	Sonargaon	46,205	24,731	1.9	47,484	19,335	2.5	119	19	6.3	5,693	2,743	2.1	100	48	2.1
165	Dhaka CWH	Sreenagar	47,560	13,394	3.6	108,160	7,982	13.6	143	18	7.9	2,322	663	3.5	0	35	0.0
166	Dhaka CWH	Sreepur	47,760	24,072	2.0	15,130	16,952	0.9	30	22	1.4	2,631	1,247	2.1	0	91	0.0
167	Dhaka CWH	Tejgaon	98,000	175,563	0.6	103,200	50,171	2.1	470	410	1.1	19,325	10,128	1.9	660	583	1.1
168	Dhaka CWH	Tongi	50,840	25,472	2.0	33,455	7,915	4.2	166	36	4.6	1,319	682	1.9	340	43	7.9
169	Dhaka CWH	Tongibari	21,360	10,668	2.0	45,650	7,153	6.4	84	8	10.5	1,107	417	2.7	350	18	19.4
170	Dinajpur RWH	Atwari	17,362	2,377	7.3	28,750	5,016	5.7	131	3	43.7	2,233	641	3.5	0	24	0.0
171	Dinajpur RWH	Baliadangi	19,800	2,877	6.9	32,260	5,802	5.6	143	7	20.4	3,450	1,502	2.3	150	23	6.5
172	Dinajpur RWH	Biral	30,026	7,134	4.2	43,205	10,624	4.1	182	6	30.3	5,290	741	7.1	10	63	0.2
173	Dinajpur RWH	Birampur	27,300	4,677	5.8	28,850	4,712	6.1	126	11	11.5	1,467	250	5.9	50	42	1.2
174	Dinajpur RWH	Birganj	21,576	9,101	2.4	54,240	16,467	3.3	103	4	25.8	4,147	1,763	2.4	50	137	0.4
175	Dinajpur RWH	Bochaganj	23,520	4,421	5.3	47,145	7,394	6.4	199	17	11.7	2,071	632	3.3	200	65	3.1

SL	Warehouse Name	Upazila Name	Condom			Shukhi			IUD			Injectables			Implant		
			CBL	AMD	MOS	CBL	AMD	MOS	CBL	AMD	MOS	CBL	AMD	MOS	CBL	AMD	MOS
176	Dinajpur RWH	Boda	20,800	6,155	3.4	26,580	14,154	1.9	131	5	26.2	3,976	1,910	2.1	200	86	2.3
177	Dinajpur RWH	Chirirbandar	15,689	6,787	2.3	62,424	9,827	6.4	127	5	25.4	3,065	1,232	2.5	50	113	0.4
178	Dinajpur RWH	Debiganj	29,600	7,185	4.1	58,240	13,817	4.2	212	20	10.6	5,926	2,606	2.3	50	50	1.0
179	Dinajpur RWH	Dinajpur Sadar	51,000	21,769	2.3	45,740	12,198	3.7	256	29	8.8	5,071	2,140	2.4	20	197	0.1
180	Dinajpur RWH	Fulbari	20,004	7,730	2.6	30,900	7,049	4.4	169	20	8.5	2,751	304	9.0	50	49	1.0
181	Dinajpur RWH	Haripur	14,800	2,755	5.4	17,343	6,003	2.9	46	6	7.7	2,059	390	5.3	2	12	0.2
182	Dinajpur RWH	Kaharole	21,200	2,933	7.2	17,520	9,527	1.8	170	10	17.0	2,250	568	4.0	50	74	0.7
183	Dinajpur RWH	Khansama	22,200	3,718	6.0	46,780	10,904	4.3	166	9	18.4	3,200	1,494	2.1	400	98	4.1
184	Dinajpur RWH	Nawabganj	29,100	8,935	3.3	40,560	9,571	4.2	146	5	29.2	3,848	1,158	3.3	100	64	1.6
185	Dinajpur RWH	Panchagarh Sadar	18,100	7,579	2.4	16,260	10,478	1.6	168	16	10.5	3,948	1,858	2.1	50	37	1.4
186	Dinajpur RWH	Parbatipur	40,560	19,196	2.1	42,280	11,354	3.7	264	22	12.0	3,887	1,671	2.3	50	100	0.5
187	Dinajpur RWH	Pirganj	20,200	5,348	3.8	50,868	10,017	5.1	94	24	3.9	2,310	888	2.6	200	60	3.3
188	Dinajpur RWH	Ranisankail	22,796	4,062	5.6	20,300	11,052	1.8	165	6	27.5	2,030	934	2.2	200	51	3.9
189	Dinajpur RWH	Tentulia	17,376	4,330	4.0	19,680	5,276	3.7	88	13	6.8	2,345	447	5.2	250	40	6.3
190	Dinajpur RWH	Thakurgaon Sadar	35,100	15,213	2.3	40,685	19,894	2.0	240	15	16.0	10,290	4,947	2.1	510	126	4.0
191	Faridpur RWH	Alfadanga	64,016	6,044	10.6	14,850	3,396	4.4	70	3	23.3	1,383	466	3.0	200	51	3.9
192	Faridpur RWH	Baliakandi	220,860	11,288	19.6	26,447	10,089	2.6	120	18	6.7	907	721	1.3	100	31	3.2
193	Faridpur RWH	Bhanga	85,100	22,336	3.8	106,302	13,929	7.6	150	58	2.6	5,504	796	6.9	600	110	5.5
194	Faridpur RWH	Bhedarganj	26,092	6,477	4.0	35,635	7,783	4.6	259	15	17.3	1,909	1,441	1.3	300	31	9.7
195	Faridpur RWH	Boalmari	41,156	11,462	3.6	44,150	9,937	4.4	44	10	4.4	3,864	894	4.3	100	57	1.8
196	Faridpur RWH	Char Bhadrasan	23,806	5,725	4.2	10,125	2,773	3.7	44	8	5.5	1,401	125	11.2	100	26	3.8
197	Faridpur RWH	Damudya	16,056	4,112	3.9	16,650	2,836	5.9	117	12	9.8	1,202	275	4.4	100	9	11.1
198	Faridpur RWH	Faridpur Sadar	81,108	39,114	2.1	38,075	18,592	2.0	30	21	1.4	7,350	2,852	2.6	250	37	6.8
199	Faridpur RWH	Goalanda	302,964	5,633	53.8	29,660	3,859	7.7	62	7	8.9	2,001	665	3.0	200	48	4.2
200	Faridpur RWH	Gopalganj Sadar	80,542	29,345	2.7	52,870	15,420	3.4	335	24	14.0	3,017	1,140	2.6	200	119	1.7

SL	Warehouse Name	Upazila Name	Condom			Shukhi			IUD			Injectables			Implant		
			CBL	AMD	MOS	CBL	AMD	MOS	CBL	AMD	MOS	CBL	AMD	MOS	CBL	AMD	MOS
201	Faridpur RWH	Gosairhat	222,588	8,400	26.5	32,600	6,891	4.7	88	16	5.5	2,491	815	3.1	100	20	5.0
202	Faridpur RWH	Kalkini	65,400	16,663	3.9	52,455	13,889	3.8	203	25	8.1	3,135	1,318	2.4	300	46	6.5
203	Faridpur RWH	Kalukhali	56,000	7,567	7.4	46,655	7,973	5.9	205	6	34.2	2,024	442	4.6	0	30	0.0
204	Faridpur RWH	Kashiani	45,456	14,787	3.1	30,305	9,796	3.1	25	9	2.8	1,339	728	1.8	200	45	4.4
205	Faridpur RWH	Kotalipara	41,400	11,389	3.6	62,065	16,089	3.9	59	5	11.8	2,648	738	3.6	50	59	0.8
206	Faridpur RWH	Madaripur Sadar	43,060	16,222	2.7	48,065	20,312	2.4	115	40	2.9	5,640	3,282	1.7	50	53	0.9
207	Faridpur RWH	Madhukhali	239,688	9,805	24.4	37,970	10,725	3.5	135	40	3.4	1,870	884	2.1	100	53	1.9
208	Faridpur RWH	Muksudpur	62,940	22,575	2.8	64,535	24,875	2.6	46	13	3.5	4,124	1,853	2.2	100	43	2.3
209	Faridpur RWH	Nagarkanda	58,440	13,720	4.3	46,465	10,109	4.6	217	18	12.1	2,291	459	5.0	100	20	5.0
210	Faridpur RWH	Naria	221,663	9,232	24.0	30,390	9,832	3.1	69	8	8.6	1,681	578	2.9	50	38	1.3
211	Faridpur RWH	Pangsha	118,400	13,618	8.7	36,655	11,187	3.3	119	16	7.4	4,128	1,059	3.9	300	78	3.8
212	Faridpur RWH	Rajbari Sadar	53,720	21,442	2.5	61,040	11,998	5.1	498	87	5.7	4,390	1,355	3.2	500	172	2.9
213	Faridpur RWH	Rajoir	29,088	8,911	3.3	24,372	10,836	2.2	55	5	11.0	1,809	863	2.1	100	31	3.2
214	Faridpur RWH	Sadarpur	146,975	17,183	8.6	28,810	7,273	4.0	75	6	12.5	1,462	495	3.0	100	40	2.5
215	Faridpur RWH	Saltha	48,444	10,391	4.7	30,000	8,290	3.6	45	15	3.0	2,672	494	5.4	300	53	5.7
216	Faridpur RWH	Shariatpur Sadar	31,060	8,603	3.6	24,035	6,930	3.5	168	47	3.6	2,120	601	3.5	200	75	2.7
217	Faridpur RWH	Shib Char	52,636	16,627	3.2	57,220	14,409	4.0	123	15	8.2	5,518	1,388	4.0	100	50	2.0
218	Faridpur RWH	Tungipara	23,608	8,552	2.8	25,815	5,591	4.6	95	4	23.8	1,882	422	4.5	100	34	2.9
219	Faridpur RWH	Zanjira	138,969	12,229	11.4	29,646	7,224	4.1	50	17	2.9	1,500	715	2.1	150	24	6.3
220	Jamalpur RWH	Bakshiganj	34,908	11,395	3.1	35,310	11,649	3.0	16	2	8.0	1,350	755	1.8	150	38	3.9
221	Jamalpur RWH	Char Rajibpur	40,500	13,282	3.0	23,400	3,017	7.8	56	2	28.0	1,678	792	2.1	150	30	5.0
222	Jamalpur RWH	Dewanganj	36,080	20,438	1.8	42,960	11,166	3.8	41	5	8.2	4,400	1,920	2.3	400	63	6.3
223	Jamalpur RWH	Islampur	59,072	30,817	1.9	72,495	19,090	3.8	105	22	4.8	3,504	1,418	2.5	100	49	2.0
224	Jamalpur RWH	Jamalpur Sadar	82,800	49,066	1.7	77,360	39,147	2.0	250	34	7.4	8,950	4,451	2.0	300	114	2.6
225	Jamalpur RWH	Jhenaigati	35,275	12,546	2.8	41,040	13,541	3.0	29	4	7.3	3,016	1,616	1.9	100	38	2.6



SL	Warehouse Name	Upazila Name	Condom			Shukhi			IUD			Injectables			Implant		
			CBL	AMD	MOS	CBL	AMD	MOS	CBL	AMD	MOS	CBL	AMD	MOS	CBL	AMD	MOS
226	Jamalpur RWH	Madarganj	21,510	11,627	1.9	26,880	11,106	2.4	120	8	15.0	1,150	588	2.0	300	71	4.2
227	Jamalpur RWH	Melandaha	29,400	16,715	1.8	40,200	16,763	2.4	85	21	4.0	2,850	1,196	2.4	100	69	1.4
228	Jamalpur RWH	Nakla	37,476	12,575	3.0	68,650	10,665	6.4	69	7	9.9	2,081	1,174	1.8	150	47	3.2
229	Jamalpur RWH	Nalitabari	26,892	16,836	1.6	43,290	13,979	3.1	105	9	11.7	2,414	1,298	1.9	200	48	4.2
230	Jamalpur RWH	Raumari	37,800	18,612	2.0	21,120	8,926	2.4	69	14	4.9	2,343	1,284	1.8	200	34	5.9
231	Jamalpur RWH	Sarishabari	49,800	31,632	1.6	58,080	18,909	3.1	131	26	5.0	3,090	1,451	2.1	100	33	3.0
232	Jamalpur RWH	Sherpur Sadar	83,600	28,764	2.9	88,910	24,808	3.6	114	16	7.1	9,400	3,841	2.4	300	75	4.0
233	Jamalpur RWH	Sreebardi	41,630	17,414	2.4	56,514	15,105	3.7	51	5	10.2	1,714	759	2.3	150	63	2.4
234	Jashore RWH	Abhaynagar	31,836	17,957	1.8	14,075	9,728	1.4	180	7	25.7	2,580	1,458	1.8	250	40	6.3
235	Jashore RWH	Bagher Para	29,864	12,272	2.4	34,235	8,020	4.3	106	7	15.1	2,131	959	2.2	100	35	2.9
236	Jashore RWH	Chaugachha	41,900	20,459	2.0	7,190	10,691	0.7	52	5	10.4	1,581	775	2.0	150	48	3.1
237	Jashore RWH	Harinakunda	23,808	10,208	2.3	39,485	11,565	3.4	81	7	11.6	1,583	752	2.1	200	54	3.7
238	Jashore RWH	Jashore Sadar	102,968	64,295	1.6	105,267	31,046	3.4	115	28	4.1	6,020	3,186	1.9	300	118	2.5
239	Jashore RWH	Jhenaidah Sadar	43,755	20,377	2.1	46,115	14,452	3.2	91	36	2.5	3,100	1,527	2.0	0	63	0.0
240	Jashore RWH	Jhikargachha	31,800	19,160	1.7	43,030	9,846	4.4	110	7	15.7	2,200	1,216	1.8	50	28	1.8
241	Jashore RWH	Kalia	35,988	18,319	2.0	52,825	12,279	4.3	320	11	29.1	1,545	785	2.0	200	71	2.8
242	Jashore RWH	Kaliganj	34,188	17,194	2.0	56,525	12,330	4.6	76	5	15.2	1,590	758	2.1	250	49	5.1
243	Jashore RWH	Keshabpur	29,200	13,670	2.1	42,180	8,819	4.8	291	4	72.8	3,425	1,741	2.0	350	31	11.3
244	Jashore RWH	Kotchandpur	14,900	6,313	2.4	34,855	4,644	7.5	50	3	16.7	1,000	477	2.1	350	24	14.6
245	Jashore RWH	Lohagara	43,348	17,936	2.4	66,545	10,269	6.5	192	8	24.0	3,160	1,607	2.0	850	29	29.3
246	Jashore RWH	Magura Sadar	56,400	25,980	2.2	46,050	22,704	2.0	150	62	2.4	3,787	2,602	1.5	500	115	4.3
247	Jashore RWH	Maheshpur	34,250	12,837	2.7	41,698	9,604	4.3	219	12	18.3	6,565	2,201	3.0	300	24	12.5
248	Jashore RWH	Manirampur	21,200	32,751	0.6	38,475	22,128	1.7	186	5	37.2	10,730	5,088	2.1	200	36	5.6
249	Jashore RWH	Mohammadpur	25,944	8,079	3.2	41,895	9,470	4.4	284	7	40.6	1,878	788	2.4	150	27	5.6
250	Jashore RWH	Narail Sadar	49,258	22,463	2.2	49,285	15,849	3.1	229	12	19.1	3,300	1,710	1.9	200	27	7.4

SL	Warehouse Name	Upazila Name	Condom			Shukhi			IUD			Injectables			Implant		
			CBL	AMD	MOS	CBL	AMD	MOS	CBL	AMD	MOS	CBL	AMD	MOS	CBL	AMD	MOS
251	Jashore RWH	Shailkupa	41,316	19,885	2.1	61,610	15,238	4.0	345	8	43.1	3,231	1,517	2.1	300	63	4.8
252	Jashore RWH	Shalikha	14,160	7,959	1.8	57,950	9,040	6.4	110	5	22.0	1,139	604	1.9	100	28	3.6
253	Jashore RWH	Sharsha	61,968	40,637	1.5	34,945	13,663	2.6	122	9	13.6	3,970	2,685	1.5	250	34	7.4
254	Jashore RWH	Sreepur	66,288	9,876	6.7	22,945	8,725	2.6	100	6	16.7	1,236	663	1.9	300	37	8.1
255	Khulna RWH	Assasuni	60,600	13,780	4.4	90,580	21,350	4.2	55	5	11.0	3,535	1,361	2.6	350	42	8.3
256	Khulna RWH	Bagerhat Sadar	56,028	16,330	3.4	49,110	13,034	3.8	77	6	12.8	5,209	1,053	4.9	90	56	1.6
257	Khulna RWH	Batiaghata	175,800	12,143	14.5	139,540	9,928	14.1	35	7	5.0	1,650	661	2.5	150	40	3.8
258	Khulna RWH	Chitalmari	60,600	17,410	3.5	239,635	10,750	22.3	40	5	8.0	3,789	1,466	2.6	150	30	5.0
259	Khulna RWH	Dacope	48,300	6,248	7.7	392,960	7,116	55.2	43	19	2.3	2,003	461	4.3	250	93	2.7
260	Khulna RWH	Daulatpur	168,700	47,306	3.6	191,504	22,889	8.4	85	11	7.7	12,400	3,684	3.4	200	42	4.8
261	Khulna RWH	Debhata	52,800	14,461	3.7	51,720	8,971	5.8	70	3	23.3	1,555	428	3.6	200	16	12.5
262	Khulna RWH	Dumuria	183,600	26,921	6.8	324,610	24,642	13.2	91	25	3.6	7,560	2,216	3.4	400	99	4.0
263	Khulna RWH	Fakirhat	41,900	9,058	4.6	141,920	7,122	19.9	56	4	14.0	1,104	450	2.5	300	24	12.5
264	Khulna RWH	Kachua	22,992	6,126	3.8	43,335	5,197	8.3	33	9	3.7	1,766	478	3.7	50	20	2.5
265	Khulna RWH	Kalarooa	105,540	22,861	4.6	271,340	7,871	34.5	82	3	27.3	2,639	1,010	2.6	200	17	11.8
266	Khulna RWH	Kaliganj	78,600	28,185	2.8	87,770	22,147	4.0	113	5	22.6	3,418	1,455	2.3	200	48	4.2
267	Khulna RWH	Khulna Sadar	759,644	62,862	12.1	717,540	14,105	50.9	245	91	2.7	6,967	2,799	2.5	370	32	11.6
268	Khulna RWH	Koyra	774,000	13,065	59.2	120,445	17,887	6.7	32	12	2.7	2,587	627	4.1	300	59	5.1
269	Khulna RWH	Mollahat	59,967	8,121	7.4	205,645	9,117	22.6	28	2	14.0	755	446	1.7	300	35	8.6
270	Khulna RWH	Mongla	67,052	11,599	5.8	64,543	8,635	7.5	68	8	8.5	3,319	1,013	3.3	250	27	9.3
271	Khulna RWH	Morrelganj	58,000	14,206	4.1	565,475	15,993	35.4	227	48	4.7	4,634	1,515	3.1	350	69	5.1
272	Khulna RWH	Paikgachha	261,000	13,519	19.3	378,285	19,319	19.6	21	6	3.5	1,305	959	1.4	50	56	0.9
273	Khulna RWH	Phultala	638,700	12,562	50.8	562,085	4,442	126.5	65	22	3.0	955	567	1.7	200	47	4.3
274	Khulna RWH	Rampal	59,400	12,613	4.7	83,160	9,564	8.7	91	4	22.8	1,150	416	2.8	200	30	6.7
275	Khulna RWH	Rupsa	52,300	13,211	4.0	52,410	9,480	5.5	58	14	4.1	1,518	418	3.6	100	38	2.6

SL	Warehouse Name	Upazila Name	Condom			Shukhi			IUD			Injectables			Implant		
			CBL	AMD	MOS	CBL	AMD	MOS	CBL	AMD	MOS	CBL	AMD	MOS	CBL	AMD	MOS
276	Khulna RWH	Sarankhola	29,200	7,028	4.2	107,220	5,609	19.1	30	4	7.5	2,370	947	2.5	200	51	3.9
277	Khulna RWH	Satkhira Sadar	92,000	47,839	1.9	73,630	18,657	3.9	95	19	5.0	8,211	3,512	2.3	440	37	11.9
278	Khulna RWH	Shyamnagar	68,288	21,340	3.2	90,165	24,769	3.6	75	6	12.5	3,469	1,038	3.3	300	52	5.8
279	Khulna RWH	Tala	45,756	19,700	2.3	219,195	17,295	12.7	103	37	2.8	5,097	2,265	2.3	200	47	4.3
280	Khulna RWH	Terokhada	57,400	13,565	4.2	272,895	6,588	41.4	63	5	12.6	1,300	332	3.9	200	30	6.7
281	Kushtia RWH	Alamdanga	35,587	17,497	2.0	34,570	16,084	2.1	32	8	4.0	4,124	1,861	2.2	0	60	0.0
282	Kushtia RWH	Bheramara	29,436	14,215	2.1	33,120	7,858	4.2	47	3	15.7	2,035	1,016	2.0	50	29	1.7
283	Kushtia RWH	Chuadanga Sadar	62,700	31,839	2.0	39,095	10,938	3.6	32	16	2.0	6,495	2,901	2.2	300	43	7.0
284	Kushtia RWH	Damurhuda	62,352	19,602	3.2	31,190	12,334	2.5	39	9	4.3	9,254	2,870	3.2	50	49	1.0
285	Kushtia RWH	Daulatpur	87,800	37,865	2.3	51,915	17,871	2.9	197	1	197.0	7,096	3,564	2.0	0	35	0.0
286	Kushtia RWH	Gangni	46,644	22,506	2.1	39,455	11,806	3.3	37	9	4.1	8,427	3,505	2.4	400	17	23.5
287	Kushtia RWH	Jiban Nagar	13,200	4,742	2.8	10,055	5,587	1.8	42	20	2.1	2,492	1,062	2.3	100	50	2.0
288	Kushtia RWH	Khoksa	33,864	13,943	2.4	24,590	7,279	3.4	25	2	12.5	632	324	2.0	100	17	5.9
289	Kushtia RWH	Kumarkhali	45,274	22,021	2.1	57,975	10,261	5.7	68	5	13.6	2,510	1,239	2.0	300	49	6.1
290	Kushtia RWH	Kushtia Sadar	89,800	41,821	2.1	46,405	20,952	2.2	126	25	5.0	8,556	3,850	2.2	170	91	1.9
291	Kushtia RWH	Meherpur Sadar	57,228	27,163	2.1	42,570	7,911	5.4	62	7	8.9	5,490	2,514	2.2	50	25	2.0
292	Kushtia RWH	Mirpur	50,600	24,407	2.1	47,430	12,687	3.7	39	4	9.8	3,849	1,811	2.1	300	30	10.0
293	Kushtia RWH	Mujib Nagar	13,312	7,772	1.7	5,140	2,354	2.2	34	4	8.5	1,870	928	2.0	100	11	9.1
294	Mymensingh RWH	Atpara	43,044	5,546	7.8	58,160	7,937	7.3	146	4	36.5	1,896	665	2.9	250	38	6.6
295	Mymensingh RWH	Austagram	64,800	7,792	8.3	43,630	5,545	7.9	90	17	5.3	1,730	732	2.4	200	21	9.5
296	Mymensingh RWH	Bajitpur	76,180	11,769	6.5	154,600	10,973	14.1	110	11	10.0	1,583	688	2.3	200	30	6.7
297	Mymensingh RWH	Barhatta	50,024	10,592	4.7	38,510	12,628	3.0	132	2	66.0	2,914	1,437	2.0	300	57	5.3
298	Mymensingh RWH	Bhairab	92,382	18,415	5.0	63,000	10,197	6.2	139	13	10.7	1,926	1,090	1.8	350	70	5.0
299	Mymensingh RWH	Bhaluka	91,500	32,795	2.8	156,960	23,353	6.7	180	56	3.2	3,868	1,559	2.5	300	62	4.8
300	Mymensingh RWH	Dharampasha	95,160	17,031	5.6	89,500	14,823	6.0	165	10	16.5	2,679	1,286	2.1	400	135	3.0

SL	Warehouse Name	Upazila Name	Condom			Shukhi			IUD			Injectables			Implant		
			CBL	AMD	MOS	CBL	AMD	MOS	CBL	AMD	MOS	CBL	AMD	MOS	CBL	AMD	MOS
301	Mymensingh RWH	Dhobaura	65,100	11,849	5.5	43,355	11,352	3.8	81	2	40.5	2,800	1,171	2.4	150	30	5.0
302	Mymensingh RWH	Durgapur	63,400	19,570	3.2	62,880	16,014	3.9	132	6	22.0	5,056	2,421	2.1	200	47	4.3
303	Mymensingh RWH	Fulbaria	70,500	21,153	3.3	133,160	32,928	4.0	101	36	2.8	2,866	1,343	2.1	200	50	4.0
304	Mymensingh RWH	Gaffargaon	165,648	27,707	6.0	136,600	22,407	6.1	225	29	7.8	4,469	1,968	2.3	200	69	2.9
305	Mymensingh RWH	Gauripur	162,984	10,447	15.6	303,600	19,210	15.8	88	18	4.9	3,229	1,628	2.0	300	46	6.5
306	Mymensingh RWH	Haluaghat	71,100	11,742	6.1	63,000	19,303	3.3	66	14	4.7	2,859	1,316	2.2	200	46	4.3
307	Mymensingh RWH	Hossainpur	55,690	5,966	9.3	118,490	8,416	14.1	139	14	9.9	1,748	740	2.4	150	47	3.2
308	Mymensingh RWH	Ishwarganj	69,444	18,694	3.7	55,340	41,311	1.3	156	5	31.2	4,326	2,036	2.1	200	41	4.9
309	Mymensingh RWH	Itna	21,788	5,146	4.2	29,280	7,275	4.0	130	3	43.3	486	174	2.8	200	41	4.9
310	Mymensingh RWH	Kalmakanda	40,740	22,383	1.8	39,255	19,896	2.0	70	3	23.3	2,416	1,153	2.1	140	45	3.1
311	Mymensingh RWH	Karimganj	54,744	9,728	5.6	221,760	12,949	17.1	152	14	10.9	1,708	701	2.4	200	79	2.5
312	Mymensingh RWH	Katiadi	49,900	14,870	3.4	85,018	12,079	7.0	162	25	6.5	3,055	1,227	2.5	300	57	5.3
313	Mymensingh RWH	Kendua	55,376	18,066	3.1	44,730	25,347	1.8	184	12	15.3	2,622	1,275	2.1	426	72	5.9
314	Mymensingh RWH	Khaliajuri	44,800	6,241	7.2	23,980	6,056	4.0	100	5	20.0	1,105	373	3.0	200	37	5.4
315	Mymensingh RWH	Kishoreganj Sadar	57,084	26,893	2.1	46,240	21,405	2.2	331	46	7.2	4,782	2,063	2.3	450	67	6.7
316	Mymensingh RWH	Kuliar Char	49,064	7,970	6.2	71,265	7,450	9.6	160	4	40.0	1,650	659	2.5	150	48	3.1
317	Mymensingh RWH	Madan	50,564	9,174	5.5	54,690	9,973	5.5	200	5	40.0	2,138	617	3.5	100	46	2.2
318	Mymensingh RWH	Mithamain	35,052	9,195	3.8	36,640	7,634	4.8	75	7	10.7	498	221	2.3	200	34	5.9
319	Mymensingh RWH	Mohanganj	42,250	6,949	6.1	37,820	10,222	3.7	131	10	13.1	2,270	977	2.3	200	65	3.1
320	Mymensingh RWH	Muktagachha	58,012	22,888	2.5	125,040	30,263	4.1	118	12	9.8	4,348	2,069	2.1	200	61	3.3
321	Mymensingh RWH	Mymensingh Sadar	189,524	47,025	4.0	137,790	40,088	3.4	168	76	2.2	7,570	3,360	2.3	257	175	1.5
322	Mymensingh RWH	Nandail	50,542	13,234	3.8	42,790	41,278	1.0	115	19	6.1	4,821	2,291	2.1	100	60	1.7
323	Mymensingh RWH	Netrakona Sadar	36,355	18,723	1.9	49,600	25,003	2.0	254	9	28.2	3,948	2,526	1.6	300	83	3.6
324	Mymensingh RWH	Nikli	32,389	4,907	6.6	29,580	4,794	6.2	146	13	11.2	1,347	508	2.7	300	60	5.0
325	Mymensingh RWH	Pakundia	46,140	8,510	5.4	53,060	8,385	6.3	66	19	3.5	1,505	643	2.3	350	56	6.3

SL	Warehouse Name	Upazila Name	Condom			Shukhi			IUD			Injectables			Implant		
			CBL	AMD	MOS	CBL	AMD	MOS	CBL	AMD	MOS	CBL	AMD	MOS	CBL	AMD	MOS
326	Mymensingh RWH	Phulpur	184,100	19,176	9.6	93,950	37,057	2.5	110	37	3.0	4,297	2,521	1.7	300	151	2.0
327	Mymensingh RWH	Purbadhala	42,449	11,951	3.6	132,486	19,631	6.7	117	3	39.0	3,900	1,927	2.0	200	68	2.9
328	Mymensingh RWH	Tarail	53,756	11,142	4.8	165,630	9,583	17.3	106	12	8.8	1,398	557	2.5	50	24	2.1
329	Mymensingh RWH	Trishal	71,064	29,344	2.4	116,650	37,476	3.1	137	31	4.4	3,437	1,642	2.1	0	83	0.0
330	Noakhali RWH	Begumganj	20,800	18,869	1.1	2,780	10,415	0.3	173	81	2.1	1,546	1,840	0.8	10	112	0.1
331	Noakhali RWH	Chatkhil	11,500	3,487	3.3	5,254	3,430	1.5	73	16	4.6	1,618	726	2.2	201	41	4.9
332	Noakhali RWH	Chhagalnaiya	18,800	5,708	3.3	16,900	3,807	4.4	120	17	7.1	2,742	649	4.2	170	38	4.5
333	Noakhali RWH	Companiganj	23,244	6,129	3.8	9,035	4,264	2.1	51	12	4.3	2,884	1,023	2.8	150	59	2.5
334	Noakhali RWH	Daganbhuiyan	16,840	11,613	1.5	5,480	4,904	1.1	86	15	5.7	1,828	911	2.0	100	32	3.1
335	Noakhali RWH	Feni Sadar	33,000	31,793	1.0	28,490	11,692	2.4	350	168	2.1	7,433	3,174	2.3	880	103	8.5
336	Noakhali RWH	Fulgazi	17,556	4,252	4.1	8,515	2,802	3.0	178	15	11.9	1,702	390	4.4	200	21	9.5
337	Noakhali RWH	Hatiya	59,636	20,282	2.9	64,624	17,594	3.7	299	70	4.3	8,258	3,295	2.5	450	146	3.1
338	Noakhali RWH	Kabirhat	25,722	6,720	3.8	17,445	5,127	3.4	90	11	8.2	3,680	1,207	3.0	5	47	0.1
339	Noakhali RWH	Kamalnagar	24,024	6,494	3.7	19,850	5,497	3.6	183	38	4.8	8,107	3,116	2.6	205	57	3.6
340	Noakhali RWH	Lakshmpur Sadar	27,964	15,386	1.8	11,181	11,842	0.9	140	32	4.4	11,750	6,022	2.0	900	73	12.3
341	Noakhali RWH	Noakhali Sadar	33,924	23,222	1.5	26,225	8,330	3.1	220	86	2.6	6,365	2,634	2.4	300	130	2.3
342	Noakhali RWH	Parshuram	14,539	3,340	4.4	6,020	2,479	2.4	121	18	6.7	1,636	310	5.3	200	34	5.9
343	Noakhali RWH	Ramganj	6,596	6,341	1.0	2,400	4,402	0.5	38	12	3.2	1,433	1,462	1.0	100	39	2.6
344	Noakhali RWH	Ramgati	17,167	3,966	4.3	17,440	4,893	3.6	168	20	8.4	8,809	2,978	3.0	400	69	5.8
345	Noakhali RWH	Roypur	11,132	3,349	3.3	18,585	5,927	3.1	191	37	5.2	4,572	1,220	3.7	100	39	2.6
346	Noakhali RWH	Senbagh	10,900	8,159	1.3	5,710	5,571	1.0	81	15	5.4	1,731	1,365	1.3	50	57	0.9
347	Noakhali RWH	Sonagazi	29,819	10,002	3.0	24,000	5,691	4.2	109	25	4.4	5,434	1,849	2.9	250	57	4.4
348	Noakhali RWH	Sonaimuri	25,900	7,649	3.4	6,650	5,111	1.3	82	14	5.9	4,676	1,652	2.8	120	62	1.9
349	Noakhali RWH	Subarnachar	30,800	10,852	2.8	19,465	6,698	2.9	70	12	5.8	3,463	1,267	2.7	50	100	0.5
350	Pabna RWH	Atgharia	56,100	11,297	5.0	35,440	8,364	4.2	127	6	21.2	2,603	505	5.2	50	21	2.4

SL	Warehouse Name	Upazila Name	Condom			Shukhi			IUD			Injectables			Implant		
			CBL	AMD	MOS	CBL	AMD	MOS	CBL	AMD	MOS	CBL	AMD	MOS	CBL	AMD	MOS
351	Pabna RWH	Belkuchi	73,784	41,635	1.8	22,210	17,224	1.3	178	7	25.4	4,570	1,720	2.7	100	29	3.4
352	Pabna RWH	Bera	156,900	10,065	15.6	95,835	10,059	9.5	191	55	3.5	4,503	1,306	3.4	250	32	7.8
353	Pabna RWH	Bhangura	112,968	6,672	16.9	15,360	4,256	3.6	51	8	6.4	409	160	2.6	60	22	2.7
354	Pabna RWH	Chatmohar	181,320	29,544	6.1	89,280	25,137	3.6	530	23	23.0	10,696	1,551	6.9	300	40	7.5
355	Pabna RWH	Faridpur	114,612	7,906	14.5	8,310	6,171	1.3	88	12	7.3	3,247	965	3.4	0	28	0.0
356	Pabna RWH	Ishwardi	97,752	32,895	3.0	19,360	18,491	1.0	161	20	8.1	7,003	1,304	5.4	200	77	2.6
357	Pabna RWH	Kamarkhanda	69,274	12,233	5.7	39,855	7,601	5.2	134	14	9.6	3,184	913	3.5	150	29	5.2
358	Pabna RWH	Kazipur	105,100	28,907	3.6	68,749	10,566	6.5	349	100	3.5	11,922	2,283	5.2	300	78	3.8
359	Pabna RWH	Pabna Sadar	121,288	67,980	1.8	46,245	28,238	1.6	443	85	5.2	13,896	5,804	2.4	350	82	4.3
360	Pabna RWH	Royganj	112,900	21,285	5.3	69,360	18,911	3.7	151	25	6.0	11,232	1,613	7.0	100	16	6.3
361	Pabna RWH	Santhia	102,000	26,801	3.8	37,455	15,876	2.4	72	24	3.0	3,900	3,745	1.0	100	52	1.9
362	Pabna RWH	Shahjadpur	107,792	30,295	3.6	25,885	18,640	1.4	236	86	2.7	5,665	3,764	1.5	100	131	0.8
363	Pabna RWH	Sirajganj Sadar	89,956	38,264	2.4	42,718	19,406	2.2	109	47	2.3	12,817	3,006	4.3	150	40	3.8
364	Pabna RWH	Sujanagar	195,588	13,130	14.9	34,840	11,343	3.1	112	11	10.2	5,948	1,622	3.7	150	45	3.3
365	Pabna RWH	Tarash	52,800	16,409	3.2	46,800	14,031	3.3	120	37	3.2	7,899	1,273	6.2	50	19	2.6
366	Pabna RWH	Ullah Para	185,948	43,848	4.2	23,090	29,165	0.8	275	114	2.4	11,189	4,090	2.7	100	33	3.0
367	Patuakhali RWH	Amtali	51,452	14,892	3.5	75,460	19,941	3.8	106	11	9.6	6,675	2,172	3.1	100	119	0.8
368	Patuakhali RWH	Bamna	17,400	4,493	3.9	19,525	4,442	4.4	50	4	12.5	696	230	3.0	250	55	4.5
369	Patuakhali RWH	Barguna Sadar	24,200	9,322	2.6	46,010	12,881	3.6	180	40	4.5	4,800	3,314	1.4	650	116	5.6
370	Patuakhali RWH	Bauphal	27,082	8,306	3.3	48,960	14,335	3.4	236	44	5.4	6,422	1,865	3.4	350	125	2.8
371	Patuakhali RWH	Betagi	32,000	5,294	6.0	23,220	5,014	4.6	130	9	14.4	2,045	570	3.6	300	34	8.8
372	Patuakhali RWH	Dashmina	18,000	3,816	4.7	23,810	6,332	3.8	49	7	7.0	3,419	863	4.0	650	78	8.3
373	Patuakhali RWH	Dumki	23,832	3,821	6.2	20,710	3,106	6.7	98	7	14.0	1,722	371	4.6	150	20	7.5
374	Patuakhali RWH	Galachipa	43,208	13,309	3.2	80,295	22,428	3.6	175	31	5.6	10,000	3,951	2.5	450	117	3.8
375	Patuakhali RWH	Kalapara	43,916	13,150	3.3	54,965	16,398	3.4	168	15	11.2	9,443	2,831	3.3	370	36	10.3

SL	Warehouse Name	Upazila Name	Condom			Shukhi			IUD			Injectables			Implant		
			CBL	AMD	MOS	CBL	AMD	MOS	CBL	AMD	MOS	CBL	AMD	MOS	CBL	AMD	MOS
376	Patuakhali RWH	Mirzaganj	27,088	6,020	4.5	25,360	6,352	4.0	90	4	22.5	1,835	564	3.3	350	22	15.9
377	Patuakhali RWH	Patharghata	22,740	6,937	3.3	26,206	9,169	2.9	67	15	4.5	3,972	1,318	3.0	300	84	3.6
378	Patuakhali RWH	Patuakhali Sadar	37,527	17,415	2.2	34,838	15,977	2.2	262	77	3.4	7,510	3,315	2.3	200	140	1.4
379	Rajshahi RWH	Bagatipara	50,508	17,702	2.9	34,450	6,187	5.6	45	3	15.0	1,031	311	3.3	150	46	3.3
380	Rajshahi RWH	Bagha	36,900	32,653	1.1	8,640	10,219	0.8	43	3	14.3	3,240	1,534	2.1	50	23	2.2
381	Rajshahi RWH	Baghmara	188,800	36,869	5.1	108,020	24,862	4.3	162	24	6.8	5,429	2,010	2.7	0	35	0.0
382	Rajshahi RWH	Baraigram	100,200	16,382	6.1	85,260	10,100	8.4	64	21	3.0	4,840	1,301	3.7	40	60	0.7
383	Rajshahi RWH	Bholahat	14,868	7,079	2.1	19,770	4,814	4.1	40	2	20.0	1,144	505	2.3	100	21	4.8
384	Rajshahi RWH	Boalia	117,000	48,318	2.4	24,600	5,273	4.7	63	21	3.0	4,400	2,062	2.1	300	109	2.8
385	Rajshahi RWH	Chapai Nababganj Sadar	47,700	44,524	1.1	41,540	12,824	3.2	145	45	3.2	5,183	2,712	1.9	50	21	2.4
386	Rajshahi RWH	Charghat	61,200	24,022	2.5	15,360	10,319	1.5	85	6	14.2	700	727	1.0	50	57	0.9
387	Rajshahi RWH	Durgapur	80,628	20,870	3.9	46,840	7,374	6.4	54	2	27.0	1,177	317	3.7	50	30	1.7
388	Rajshahi RWH	Godagari	174,900	30,925	5.7	92,860	11,100	8.4	97	6	16.2	5,120	2,046	2.5	150	31	4.8
389	Rajshahi RWH	Gomastapur	101,100	25,499	4.0	41,172	11,601	3.5	117	9	13.0	1,801	560	3.2	300	18	16.7
390	Rajshahi RWH	Gurudaspur	119,016	21,740	5.5	57,925	10,756	5.4	71	5	14.2	2,397	685	3.5	200	81	2.5
391	Rajshahi RWH	Lalpur	90,961	22,497	4.0	94,990	15,613	6.1	32	10	3.2	3,472	1,537	2.3	15	51	0.3
392	Rajshahi RWH	Mohanpur	39,072	16,283	2.4	20,375	8,066	2.5	106	2	53.0	2,423	1,042	2.3	150	25	6.0
393	Rajshahi RWH	Nachole	38,400	11,738	3.3	23,685	4,700	5.0	31	3	10.3	2,525	640	3.9	50	8	6.3
394	Rajshahi RWH	Natore Sadar	93,432	34,753	2.7	64,560	15,071	4.3	98	20	4.9	2,504	960	2.6	320	122	2.6
395	Rajshahi RWH	Paba	141,000	44,633	3.2	70,250	9,604	7.3	20	4	5.0	8,670	2,726	3.2	150	30	5.0
396	Rajshahi RWH	Puthia	42,225	25,464	1.7	36,925	12,316	3.0	30	6	5.0	1,799	982	1.8	50	28	1.8
397	Rajshahi RWH	Shibganj	54,000	48,867	1.1	39,360	21,656	1.8	50	9	5.6	4,000	1,828	2.2	100	26	3.8
398	Rajshahi RWH	Singra	106,054	22,211	4.8	57,510	15,990	3.6	43	13	3.3	2,290	1,098	2.1	100	128	0.8
399	Rajshahi RWH	Tanore	78,300	23,749	3.3	41,760	13,085	3.2	74	3	24.7	1,748	948	1.8	450	40	11.3
400	Rangamati RWH	Baghaichhari	21,374	9,391	2.3	14,014	5,434	2.6	72	4	18.0	760	376	2.0	100	20	5.0

SL	Warehouse Name	Upazila Name	Condom			Shukhi			IUD			Injectables			Implant		
			CBL	AMD	MOS	CBL	AMD	MOS	CBL	AMD	MOS	CBL	AMD	MOS	CBL	AMD	MOS
401	Rangamati RWH	Barkal	18,700	3,755	5.0	16,760	3,513	4.8	35	3	11.7	1,387	406	3.4	100	13	7.7
402	Rangamati RWH	Belai Chhari	20,329	1,563	13.0	11,968	1,379	8.7	19	3	6.3	1,061	111	9.6	50	36	1.4
403	Rangamati RWH	Jurai Chhari	9,156	1,854	4.9	8,650	2,025	4.3	44	6	7.3	251	158	1.6	100	18	5.6
404	Rangamati RWH	Kaptai	22,800	4,305	5.3	10,100	1,839	5.5	61	2	30.5	1,134	333	3.4	50	14	3.6
405	Rangamati RWH	Kawkhali (betbunia)	11,840	2,389	5.0	3,635	2,333	1.6	40	8	5.0	630	412	1.5	60	36	1.7
406	Rangamati RWH	Langadu	20,562	4,922	4.2	7,723	3,568	2.2	59	12	4.9	917	332	2.8	150	27	5.6
407	Rangamati RWH	Naniarchar	25,872	4,278	6.0	24,345	4,096	5.9	25	4	6.3	1,261	284	4.4	45	12	3.8
408	Rangamati RWH	Rajasthali	6,464	940	6.9	4,625	1,128	4.1	59	2	29.5	142	74	1.9	65	9	7.2
409	Rangamati RWH	Rangamati Sadar	12,196	7,611	1.6	4,012	6,685	0.6	57	45	1.3	627	658	1.0	150	33	4.5
410	Rangpur RWH	Aditmari	192,400	11,552	16.7	401,060	14,626	27.4	229	79	2.9	6,301	3,035	2.1	0	69	0.0
411	Rangpur RWH	Badarganj	73,264	13,179	5.6	175,600	22,328	7.9	85	33	2.6	4,700	2,113	2.2	50	60	0.8
412	Rangpur RWH	Bhurungamari	87,333	14,800	5.9	563,900	16,351	34.5	93	26	3.6	7,456	3,623	2.1	150	46	3.3
413	Rangpur RWH	Chilmari	106,832	12,708	8.4	376,970	8,211	45.9	59	15	3.9	2,121	1,033	2.1	50	44	1.1
414	Rangpur RWH	Dimla	195,264	7,576	25.8	280,140	19,491	14.4	70	46	1.5	3,614	1,918	1.9	400	59	6.8
415	Rangpur RWH	Domar	121,452	7,225	16.8	325,102	13,585	23.9	57	11	5.2	4,115	2,068	2.0	100	58	1.7
416	Rangpur RWH	Fulchhari	18,584	6,416	2.9	60,820	6,580	9.2	70	17	4.1	3,667	1,823	2.0	200	56	3.6
417	Rangpur RWH	Gaibandha Sadar	35,986	16,252	2.2	26,385	24,492	1.1	16	16	1.0	7,698	3,881	2.0	50	175	0.3
418	Rangpur RWH	Gangachara	65,433	12,255	5.3	151,680	21,210	7.2	101	39	2.6	9,325	4,480	2.1	0	82	0.0
419	Rangpur RWH	Gobindaganj	459,613	12,576	36.5	84,065	22,651	3.7	21	3	7.0	4,576	1,875	2.4	190	48	4.0
420	Rangpur RWH	Hatibandha	179,512	8,242	21.8	249,350	9,968	25.0	60	32	1.9	3,876	2,005	1.9	50	81	0.6
421	Rangpur RWH	Jaldhaka	99,192	13,410	7.4	223,035	23,253	9.6	47	20	2.4	5,813	3,732	1.6	200	67	3.0
422	Rangpur RWH	Kaliganj	233,312	5,457	42.8	254,880	9,969	25.6	129	54	2.4	3,633	1,439	2.5	100	52	1.9
423	Rangpur RWH	Kaunia	48,200	10,201	4.7	465,540	8,741	53.3	41	14	2.9	5,638	2,210	2.6	300	54	5.6
424	Rangpur RWH	Kishoreganj	240,500	5,421	44.4	308,700	15,137	20.4	82	25	3.3	3,145	1,568	2.0	50	73	0.7
425	Rangpur RWH	Kurigram Sadar	25,820	12,079	2.1	35,575	9,685	3.7	65	30	2.2	5,707	2,460	2.3	100	35	2.9



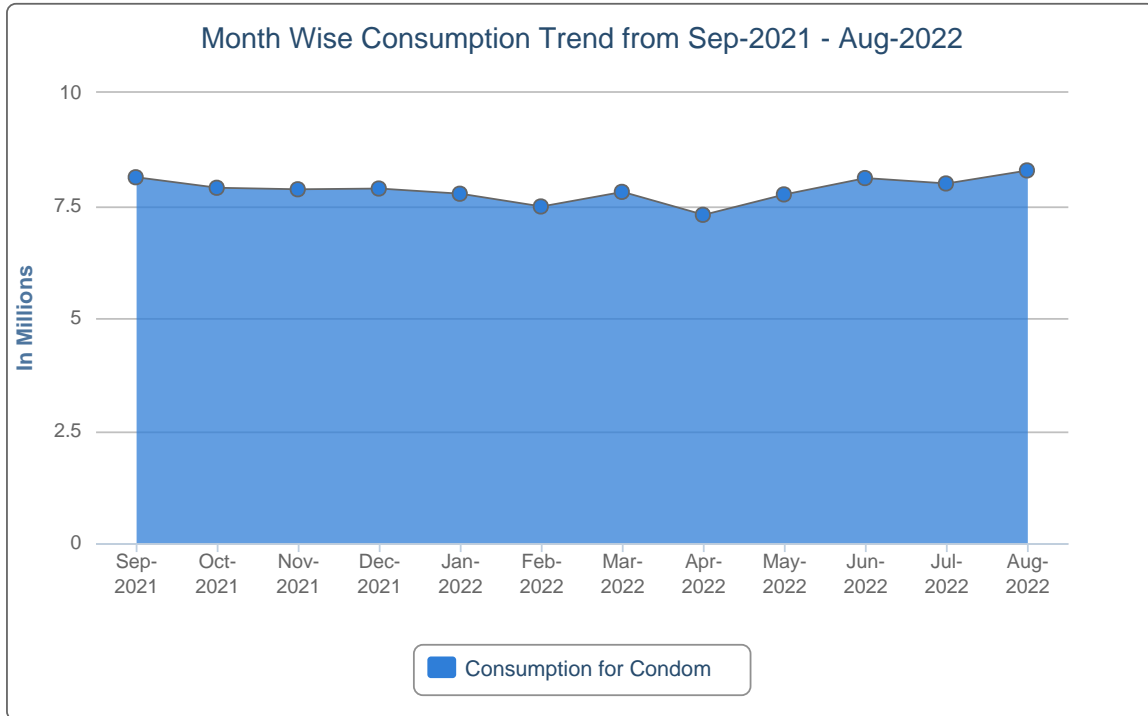
SL	Warehouse Name	Upazila Name	Condom			Shukhi			IUD			Injectables			Implant		
			CBL	AMD	MOS	CBL	AMD	MOS	CBL	AMD	MOS	CBL	AMD	MOS	CBL	AMD	MOS
426	Rangpur RWH	Lalmonirhat Sadar	19,328	9,244	2.1	47,560	13,955	3.4	43	18	2.4	6,822	3,166	2.2	0	95	0.0
427	Rangpur RWH	Mitha Pukur	58,500	15,360	3.8	499,230	23,484	21.3	30	3	10.0	4,454	2,344	1.9	0	74	0.0
428	Rangpur RWH	Nageshwari	63,000	14,256	4.4	388,320	27,077	14.3	65	29	2.2	9,120	4,412	2.1	110	76	1.4
429	Rangpur RWH	Nilphamari Sadar	20,160	10,891	1.9	55,170	26,979	2.0	148	66	2.2	6,643	3,142	2.1	50	61	0.8
430	Rangpur RWH	Palashbari	20,191	8,425	2.4	22,700	14,370	1.6	30	5	6.0	4,913	2,005	2.5	100	55	1.8
431	Rangpur RWH	Patgram	175,740	5,602	31.4	176,940	10,718	16.5	100	17	5.9	4,411	2,078	2.1	0	46	0.0
432	Rangpur RWH	Phulbari	230,300	5,882	39.2	156,210	11,692	13.4	157	71	2.2	5,481	2,745	2.0	200	40	5.0
433	Rangpur RWH	Pirgachha	22,800	9,586	2.4	86,180	12,063	7.1	115	42	2.7	4,800	2,207	2.2	200	69	2.9
434	Rangpur RWH	Pirganj	130,948	19,722	6.6	102,240	27,577	3.7	90	38	2.4	4,200	2,258	1.9	50	91	0.5
435	Rangpur RWH	Rajarhat	16,200	7,015	2.3	14,695	15,077	1.0	111	40	2.8	5,532	2,621	2.1	50	56	0.9
436	Rangpur RWH	Rangpur Sadar	56,900	25,598	2.2	63,220	21,436	2.9	100	42	2.4	6,239	3,103	2.0	300	174	1.7
437	Rangpur RWH	Sadullapur	35,400	11,819	3.0	123,970	17,941	6.9	104	29	3.6	5,339	2,947	1.8	50	56	0.9
438	Rangpur RWH	Saghata	31,200	11,932	2.6	41,330	19,697	2.1	46	7	6.6	2,875	1,513	1.9	200	40	5.0
439	Rangpur RWH	Saidpur	33,290	11,074	3.0	48,043	8,595	5.6	40	6	6.7	2,013	1,180	1.7	0	35	0.0
440	Rangpur RWH	Sundarganj	63,256	24,461	2.6	245,760	33,542	7.3	172	63	2.7	14,846	7,431	2.0	300	203	1.5
441	Rangpur RWH	Taraganj	149,508	8,835	16.9	264,175	8,479	31.2	38	6	6.3	2,779	1,210	2.3	0	177	0.0
442	Rangpur RWH	Ulipur	48,632	18,282	2.7	91,560	27,265	3.4	41	14	2.9	6,567	3,364	2.0	100	37	2.7
443	Sylhet RWH	Ajmiriganj	25,140	7,390	3.4	15,850	7,360	2.2	245	3	81.7	1,883	557	3.4	250	50	5.0
444	Sylhet RWH	Bahubal	22,312	6,174	3.6	15,855	5,466	2.9	192	6	32.0	1,430	456	3.1	50	30	1.7
445	Sylhet RWH	Balaganj	103,300	19,031	5.4	39,845	6,307	6.3	182	4	45.5	3,737	1,370	2.7	8	28	0.3
446	Sylhet RWH	Baniachong	61,454	8,201	7.5	11,103	10,693	1.0	120	13	9.2	1,780	599	3.0	50	63	0.8
447	Sylhet RWH	Barlekha	77,200	8,852	8.7	27,220	6,315	4.3	135	3	45.0	1,509	569	2.7	100	33	3.0
448	Sylhet RWH	Beani Bazar	46,862	12,217	3.8	6,315	3,852	1.6	163	4	40.8	1,533	541	2.8	5	71	0.1
449	Sylhet RWH	Bishwambarpur	30,600	8,706	3.5	11,410	7,836	1.5	90	11	8.2	3,502	991	3.5	61	30	2.0
450	Sylhet RWH	Bishwanath	55,700	9,813	5.7	18,560	4,042	4.6	171	10	17.1	1,280	514	2.5	320	36	8.9

SL	Warehouse Name	Upazila Name	Condom			Shukhi			IUD			Injectables			Implant		
			CBL	AMD	MOS	CBL	AMD	MOS	CBL	AMD	MOS	CBL	AMD	MOS	CBL	AMD	MOS
451	Sylhet RWH	Chhatak	98,100	12,386	7.9	28,800	9,001	3.2	133	24	5.5	1,897	519	3.7	30	61	0.5
452	Sylhet RWH	Chunarughat	59,295	8,861	6.7	18,987	11,027	1.7	100	3	33.3	2,636	1,019	2.6	50	31	1.6
453	Sylhet RWH	Companiganj	46,300	12,258	3.8	11,535	6,389	1.8	280	4	70.0	2,340	1,177	2.0	2	50	0.0
454	Sylhet RWH	Dakshin Sunamganj	50,600	8,644	5.9	33,320	5,834	5.7	243	7	34.7	1,856	651	2.9	100	50	2.0
455	Sylhet RWH	Dakshin Surma	97,100	37,122	2.6	22,695	7,320	3.1	258	2	129.0	2,163	1,021	2.1	200	24	8.3
456	Sylhet RWH	Derai	62,072	24,380	2.5	28,860	7,532	3.8	137	15	9.1	2,866	724	4.0	77	61	1.3
457	Sylhet RWH	Dowarabazar	76,916	9,027	8.5	34,142	9,177	3.7	269	2	134.5	2,025	723	2.8	101	68	1.5
458	Sylhet RWH	Fenchuganj	60,000	3,758	16.0	5,240	1,104	4.7	220	6	36.7	634	234	2.7	25	12	2.1
459	Sylhet RWH	Golapganj	35,558	16,235	2.2	6,370	4,359	1.5	261	6	43.5	997	551	1.8	100	36	2.8
460	Sylhet RWH	Gowainghat	43,500	16,875	2.6	26,550	9,657	2.7	186	9	20.7	4,630	3,101	1.5	5	69	0.1
461	Sylhet RWH	Habiganj Sadar	59,926	21,140	2.8	25,190	15,215	1.7	0	78	0.0	5,760	1,851	3.1	5	42	0.1
462	Sylhet RWH	Jagannathpur	70,496	11,682	6.0	18,780	6,344	3.0	173	8	21.6	1,606	378	4.2	257	81	3.2
463	Sylhet RWH	Jaintiapur	27,600	11,787	2.3	7,500	6,385	1.2	75	12	6.3	5,050	2,386	2.1	100	29	3.4
464	Sylhet RWH	Jamalganj	66,500	12,354	5.4	24,440	9,671	2.5	219	4	54.8	2,981	1,130	2.6	100	33	3.0
465	Sylhet RWH	Juri	60,600	6,880	8.8	27,720	4,824	5.7	169	13	13.0	1,100	356	3.1	50	76	0.7
466	Sylhet RWH	Kamalganj	82,700	12,032	6.9	21,005	8,476	2.5	40	22	1.8	3,370	861	3.9	50	71	0.7
467	Sylhet RWH	Kanaighat	50,448	25,679	2.0	32,685	11,113	2.9	235	4	58.8	4,934	2,771	1.8	100	29	3.4
468	Sylhet RWH	Kulaura	87,336	9,137	9.6	27,340	7,775	3.5	198	5	39.6	5,008	1,927	2.6	150	15	10.0
469	Sylhet RWH	Lakhai	43,655	5,715	7.6	10,330	5,916	1.7	168	5	33.6	1,309	438	3.0	95	61	1.6
470	Sylhet RWH	Madhabpur	101,100	8,906	11.4	22,608	12,288	1.8	184	3	61.3	1,975	765	2.6	105	51	2.1
471	Sylhet RWH	Maulvibazar Sadar	51,984	11,704	4.4	20,450	9,037	2.3	68	50	1.4	3,098	860	3.6	60	41	1.5
472	Sylhet RWH	Nabiganj	29,200	7,242	4.0	23,480	9,451	2.5	180	17	10.6	1,030	435	2.4	10	60	0.2
473	Sylhet RWH	Osmaninagar	0	0	0.0	0	0	0.0	0	0	0.0	0	0	0.0	0	0	0.0
474	Sylhet RWH	Rajnagar	84,300	11,395	7.4	36,750	9,538	3.9	247	4	61.8	3,185	1,043	3.1	60	45	1.3
475	Sylhet RWH	Sreemangal	62,100	14,461	4.3	11,565	13,114	0.9	120	36	3.3	3,319	1,308	2.5	50	100	0.5

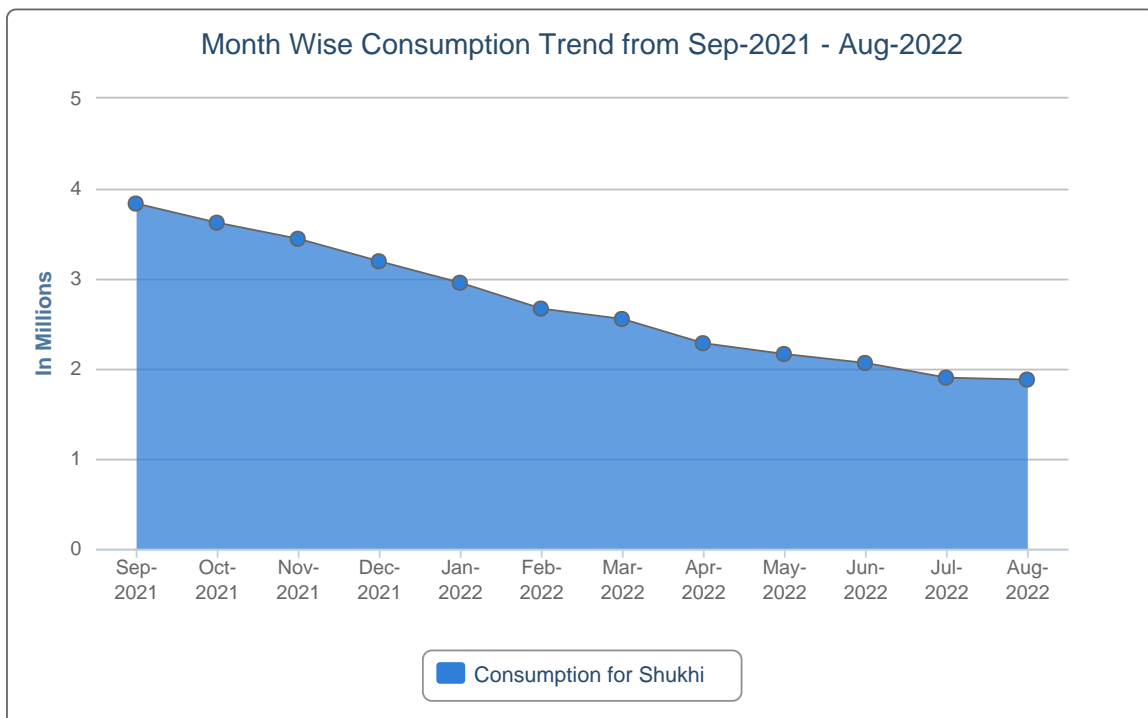
SL	Warehouse Name	Upazila Name	Condom			Shukhi			IUD			Injectables			Implant		
			CBL	AMD	MOS	CBL	AMD	MOS	CBL	AMD	MOS	CBL	AMD	MOS	CBL	AMD	MOS
476	Sylhet RWH	Sulla	40,820	9,160	4.5	13,120	4,433	3.0	120	2	60.0	2,919	382	7.6	200	44	4.5
477	Sylhet RWH	Sunamganj Sadar	81,736	8,900	9.2	9,600	6,235	1.5	82	28	2.9	3,063	1,028	3.0	100	48	2.1
478	Sylhet RWH	Sylhet Sadar	112,200	71,100	1.6	64,250	34,141	1.9	468	72	6.5	12,704	10,885	1.2	377	172	2.2
479	Sylhet RWH	Tahirpur	66,348	12,322	5.4	15,560	9,161	1.7	66	7	9.4	2,131	706	3.0	200	62	3.2
480	Sylhet RWH	Zakiganj	40,256	20,715	1.9	23,687	7,271	3.3	180	4	45.0	2,150	1,132	1.9	60	71	0.8
481	Tangail RWH	Basail	81,320	6,494	12.5	59,650	5,764	10.3	267	16	16.7	1,371	728	1.9	0	51	0.0
482	Tangail RWH	Bhuapur	45,600	21,596	2.1	14,400	10,324	1.4	339	9	37.7	2,730	1,494	1.8	200	56	3.6
483	Tangail RWH	Chauhali	37,296	14,056	2.7	19,530	6,832	2.9	314	8	39.3	3,099	1,275	2.4	301	38	7.9
484	Tangail RWH	Delduar	62,400	8,777	7.1	85,845	7,752	11.1	400	14	28.6	1,740	754	2.3	200	44	4.5
485	Tangail RWH	Ghatail	112,200	27,893	4.0	28,800	24,098	1.2	450	9	50.0	7,500	2,840	2.6	300	75	4.0
486	Tangail RWH	Gopalpur	55,104	14,539	3.8	67,460	9,774	6.9	180	8	22.5	3,014	1,106	2.7	200	73	2.7
487	Tangail RWH	Kalihati	126,500	20,992	6.0	50,120	20,358	2.5	318	29	11.0	8,427	3,295	2.6	100	47	2.1
488	Tangail RWH	Madhupur	144,300	16,562	8.7	41,580	18,304	2.3	222	19	11.7	5,321	2,136	2.5	300	55	5.5
489	Tangail RWH	Mirzapur	59,196	23,966	2.5	253,800	18,678	13.6	553	24	23.0	2,579	989	2.6	300	61	4.9
490	Tangail RWH	Nagarpur	52,548	23,156	2.3	60,455	19,226	3.1	192	16	12.0	6,629	1,010	6.6	190	113	1.7
491	Tangail RWH	Sakhipur	55,800	21,202	2.6	40,365	21,994	1.8	100	15	6.7	2,781	944	2.9	300	26	11.5
492	Tangail RWH	Tangail Sadar	130,800	54,385	2.4	61,120	21,145	2.9	132	32	4.1	7,809	3,391	2.3	300	116	2.6

## 7. Month-wise Consumption Trend

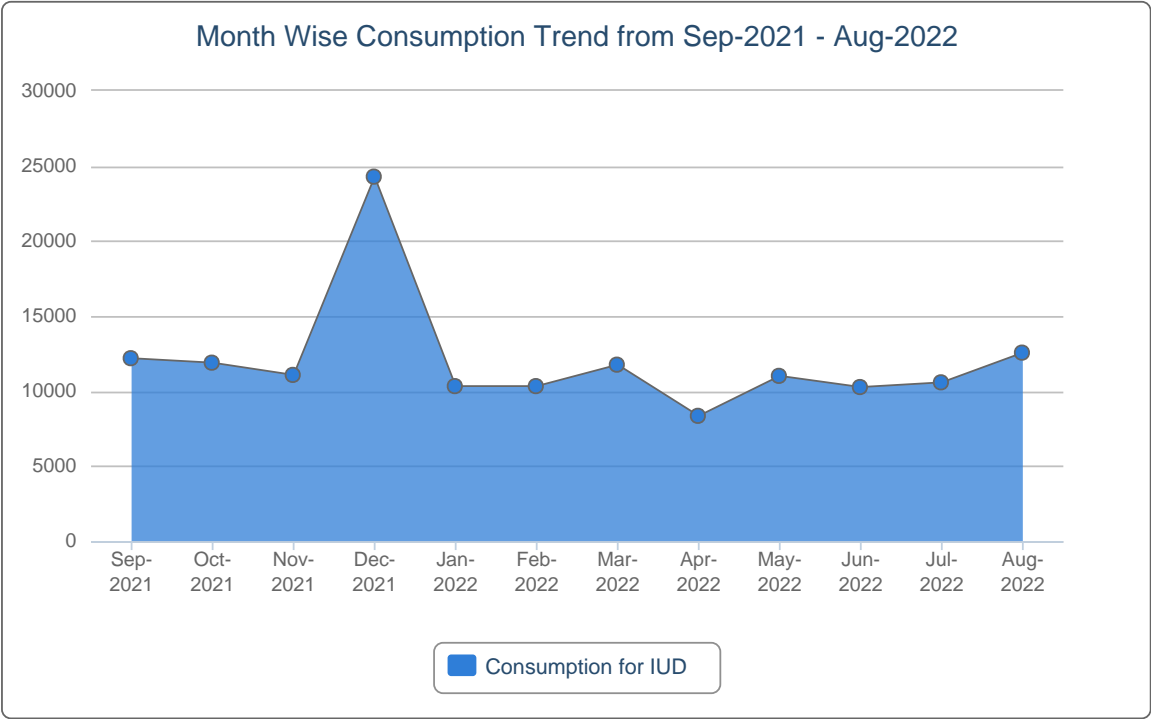
7(a).



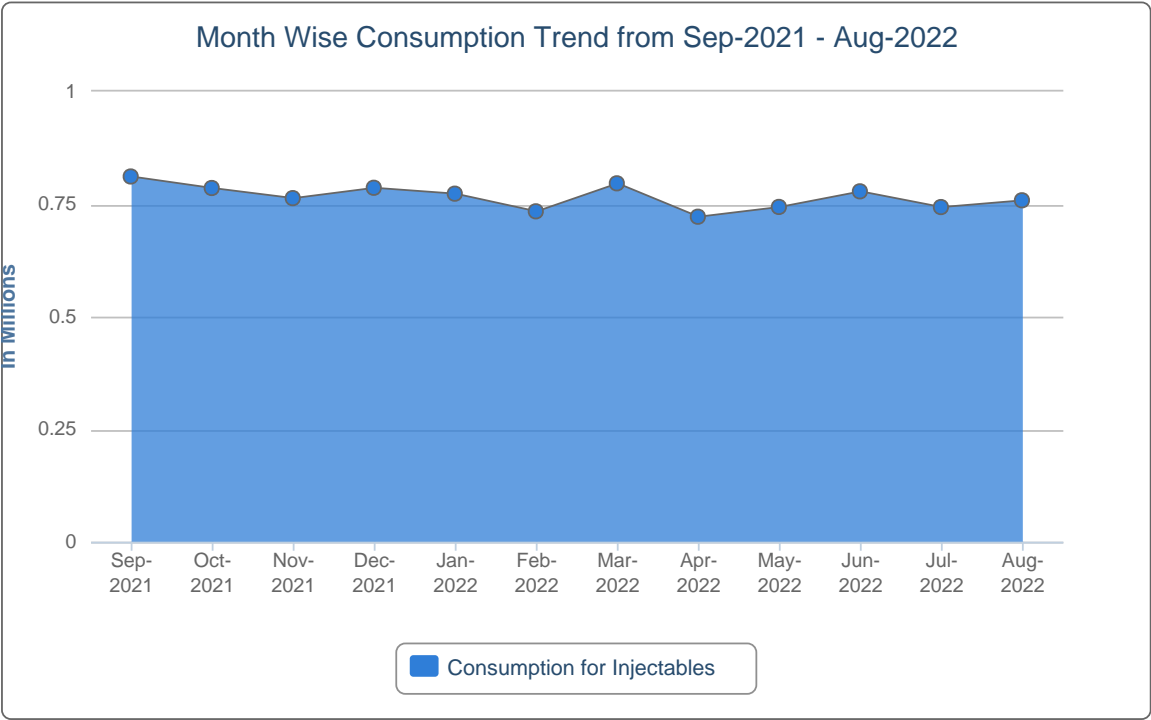
7(b).



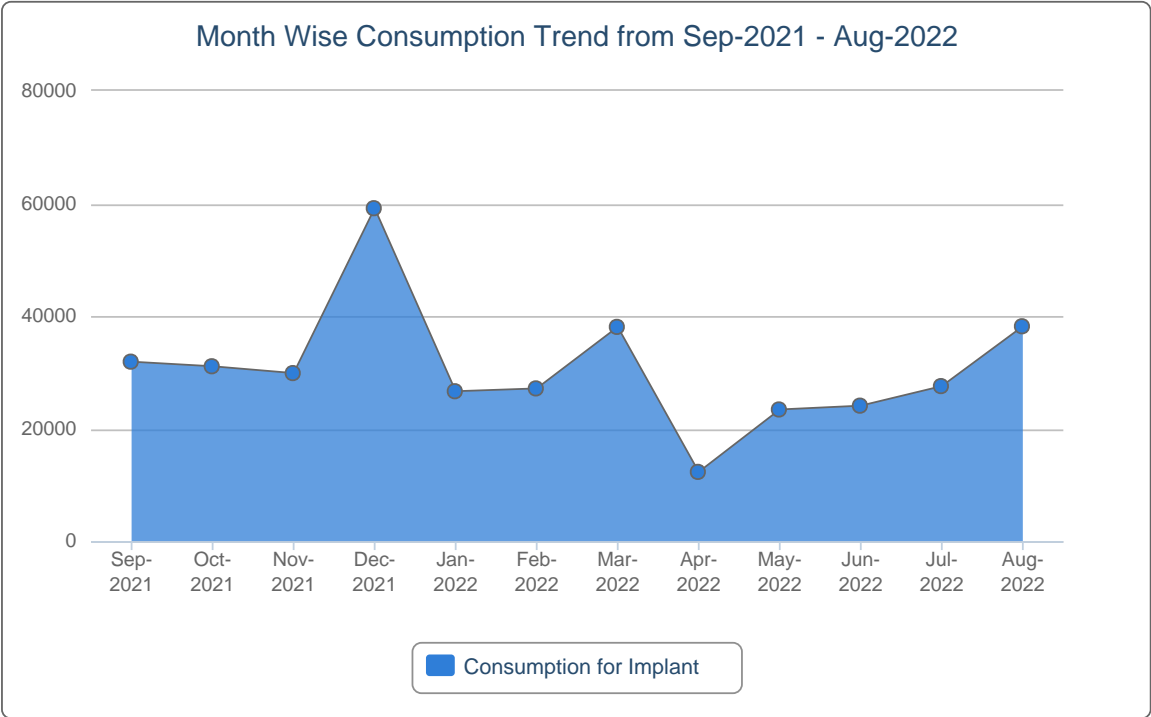
7(c).



7(d).



7(e).



## 8. Report on Upazila and Warehouse Having Stock Out in reported month

SL	Products Name	No of Stockout WH	% of Stockout WH	No of Stockout Upazila Store	% of Stockout Upazila Store	No of Stockout Upazila Field	% of Stockout Upazila Field
1	Condom	0	0%	1	0%	0	0%
2	Oral Pill (Total)	0	0%	1	0%	0	0%
3	IUD	0	0%	2	0%	0	0%
4	Injectables	0	0%	1	0%	0	0%
5	Implant (Total)	0	0%	-	-	0	0%

### List of Stock Out Warehouses

SL	Commodity	Warehouse	Phone
<i>No StockOut in Warehouse</i>			

### List of StockOut Upazilas

SL	Commodity	Warehouse	District	Upazila	Phone
1	Condom	Sylhet RWH	Sylhet	Osmaninagar, Sylhet	01712557319
2	Oral Pill (Total)	Sylhet RWH	Sylhet	Osmaninagar, Sylhet	01712557319
3	IUD	Sylhet RWH	Habiganj	Habiganj Sadar, Habiganj	01766636934
4	IUD	Sylhet RWH	Sylhet	Osmaninagar, Sylhet	01712557319
5	Injectables	Sylhet RWH	Sylhet	Osmaninagar, Sylhet	01712557319

“ছেলে হোক, মেয়ে হোক,  
দু’টি সন্তানই যথেষ্ট”

**Management Information System (MIS)**  
**Directorate General of Family Planning (DGFP)**  
6, Kawran Bazar, Dhaka- 1215  
Email: dirmis@dgfp.gov.bd, dirls@dgfp.gov.bd  
www.dgfp.gov.bd, www.scmpbd.org

*If you need more information, please visit at <https://www.scmpbd.org>*