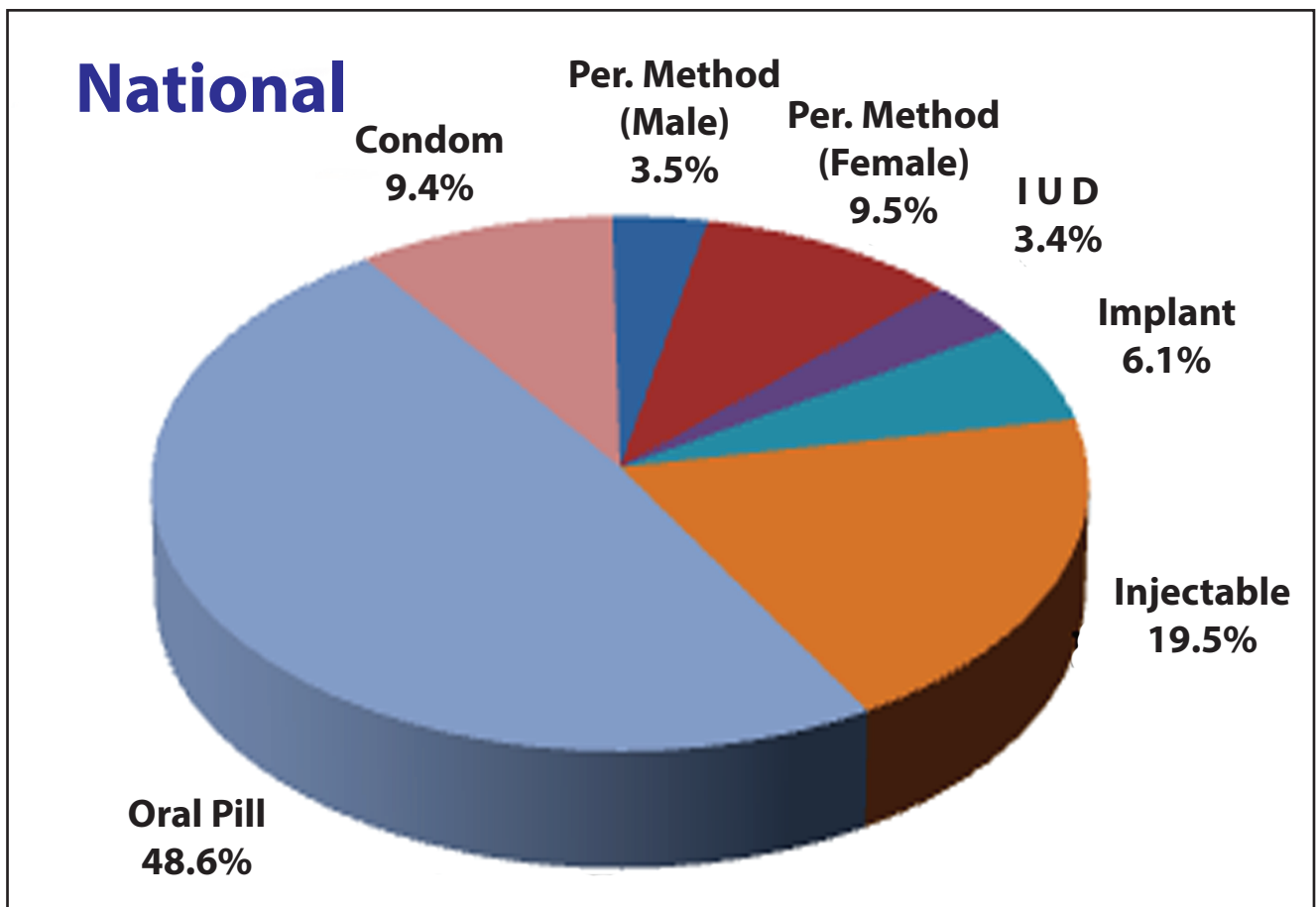


ছেলে হোক, মেয়ে হোক
দু'টি সন্তানই যথেষ্ট

MONTHLY REPORT ON FAMILY PLANNING, MATERNAL & CHILD HEALTH, REPRODUCTIVE HEALTH AND NUTRITION SERVICES July 2021

Method-Mix for the month of July 2021



Management Information System (MIS) Unit
Directorate General of Family Planning
6 Kawran Bazar, Dhaka-1215

www.dgfpmis.org



Preface

I am very much delighted to publish the monthly report of July/2021 of Management Information System (MIS) of Directorate General of Family Planning (DGFP). This monthly report displays our continuous effort to preserve quality data which can be used as a major tool kit for better management and evidence based decision making. The report consists of several information on demographic data associated with family planning, maternal & child health, reproductive health and nutrition services across the country. The report is a regular monthly issue designed to incorporate monthly service statistical progress at district and upazila level.

MIS Unit of Directorate General of Family Planning consists of three sub systems namely Service Statistics (SS), Logistic Management Information System (LMIS) and Human Resource Information System (HRIS). In the year 2011, MIS Unit has developed web-based software to collect, collate and compile service statistics from field level. Online reporting is already an established system at upazila level and we have a plan to scale up e-MIS report at all administrative tiers across the country under 4th sector program.

It is important to mention that this monthly report provides mainly service statistics information received from field workers, service delivery points and NGOs. Generally, the objectives of MIS are to develop and strengthen reliable information management system. We are hopeful that this report will help the users at all levels to compare and analyze the latest information on family planning, maternal, child and adolescent health.

Finally, I convey my sincere thanks to the personnel of MIS Unit who have made diligent effort to prepare this report in time. I cordially request all the users of this monthly report to provide their valuable suggestions and feedback (if any) through the e-mail address (dirmis@dgfp.gov.bd) for its further improvement.

Khan Md. Rezaul Karim
Joint Secretary, MEFWD

And

Director (MIS) & Line Director
Directorate General of Family Planning

Table of Contents

<u>Sl. No</u>	<u>Contents</u>	<u>Page #</u>
1.	At a glance of FP Performance for the month of June 2021 and July 2021.....	02
2.	At a glance of the MCH and Reproductive Health Services for the month June.'21 and July.'21...	03
3.	At a glance of the Nutrition services for the month of June 2021 and July 2021.....	04
4.	Introduction	05
5.	Family Planning Performance (CAR Related)	05
6.	MCH Performance	05
7.	Nutrition Programs of the Directorate General of Family Planning	06
8.	Highlights July 2021.....	06
9.	Table Analysis	07
10.	Remarks	09
11.	Clarification about some information	09
12.	Highest and Lowest Performing districts in clinical methods	10
13.	National Projection, Performance and Achievement Rate of Contraceptive Methods	11
14.	List of Division according to descending order of Achievement Rate against their projections of Clinical Methods for the period July 2020 to July 2021.....	11
15.	List of 3(three) districts achieved the highest Achievement Rate of Clinical Methods against their Projections for the period July 2020 to July 2021.....	11
16.	List of 3(three) districts achieved the lowest Achievement Rate of Clinical Methods against their Projections for the period July'20 to July'21	11
17.	Comparative Statement of contraceptives performance for the period between July19 to July 20 and July20 to July 21.....	12
18.	Performance & Distribution of Contraceptives by Method for the month of June 21 to July21	12
19.	Contribution of Government, NGOs and Multisectors in respect of Contraceptive Performance during July 2021.....	12
21.	Division wise and NGOs and Multisectors wise Contraceptive Performance for the month of July	13
21.	District wise Projection, Performance and Achievement Rate of Permanent and Long Acting Methods	17
22.	District wise Projection, Performance and Achievement Rate of Short Acting Methods	19
23.	Method wise Users (Normal & Postpartum as Old, New, Dropout, Postpartum Expire)and CAR by District at the end of July 2021.....	21
24.	Number of New and Total Acceptors up to the end of June 2021 and July 2021.....	33
25.	CAR (%) by Division up to the end of June 2021 and July 2021.....	33
26.	District by Range of CAR up to the end of July 2021.....	34
27.	District by Range of CAR up to the end of July 2021.....	34
28.	List of Upaziala achieved CAR >70% up to the end of July 2021.....	35
29.	List of Upaziala achieved CAR 60-70% up to the end of July 2021.....	38
30.	Method wise numbers of Dropout and Switch Over by Division up to the end of June'21 and July'21	39
31.	Contraceptive acceptors and acceptance Rate by Division up to the end of June'21 and July'21....	39
32.	Status of Contraceptive Method-Mix based on CAR at the end of the month of July 2021.	39
33.	Pie-Chart of Method-Mix for the month of July 2021.....	40
34.	Performance by type of MCH services for the month of June'21 and July'21	41
35.	Performance by type of Nutrition services for the month of June'21 and July'21.....	42
36.	Summary of the Couples and Acceptors by Month since July 2021...	43
37.	Performance of RH-EOC of MCWCs, MCHTI & MFSTC for the month of July 2021.....	45
38.	City Corporation wise Contraceptive Acceptors and Acceptance Rate(CAR) (Partial) at the end of the month of July 2021.....	47

At a glance of the FP Performance for the Month of June 2021 and July 2021

Indicators	June	July
Numbers of Total Eligible Couple (Including Part of the city Corporation)	27734020	27746757
Numbers of Total Acceptors (Including Part of the city Corporation)	21788481	21791905
CAR(%) (Contraceptive Acceptance Rate)	78.56	78.54
Method specific acceptors (Cumulative) :		
Permanent Method (Male) Postpartum	3746	2992
Permanent Method (Male)	741602	739357
Permanent Method (Female) Postpartum	84211	82857
Permanent Method (Female)	2085059	2085647
Permanent Method (Total)	2826661	2825004
IUD (Postpartum Users)	31477	31819
IUD (Total Users)	732706	731969
Implant (Postpartum Users)	84110	83279
Implant (Total Users)	1397944	1393933
Injectable (Postpartum Acceptors)	184376	186416
Injectable (Total Acceptors)	4222488	4224676
Oral Pill (Postpartum Acceptors)	565728	567960
Oral Pill (Total Acceptors)	10553096	10560944
Condom (Postpartum Acceptors)	162112	164875
Condom (Total Acceptors)	2055586	2055379
Method specific new acceptors :		
Permanent Method (Male)	938	434
Permanent Method (Female)	5007	4982
Permanent Method (Total)	5945	5416
IUD (New Users)	6285	5010
Implant (New Users)	15073	7102
Injectable (New Acceptors)	49482	46364
Oral Pill (New Acceptors)	100451	96084
Condom (New Acceptors)	38031	36251
Number of Districts reported	64	64
Number of Upazilas reported	490	490
Range of CAR (%)	No. of Districts	
	June	July
00 - 59	0	0
60 - 69	1	1
70 & above	63	63
Contraceptive performance and distribution by methods (Absolute Performance) :		
Permanent Method (Male - cases)	1846	652
Permanent Method (Female - cases)	5513	3907
Permanent Method (Total - cases)	7359	4559
IUD (Nos.)	11191	9833
Implant (Nos.)	20661	8142
Injectable (Doses)	807946	755088
Oral Pill (Cycles)	5123768	4728353
Condom (Pieces)	7923650	7368188

At a glance of the MCH and Reproductive Health Services for the Month of June 2021 and July 2021

Services		June.'21	July.'21
Number of Pregnant Women		890019	904010
Number of High Risk/Complicated Pregnant Mother		5390	4516
Antenatal Care	1st visit (Within 4 Month)	173924	135957
	2nd visit (within 6 Month)	118799	111595
	3rd visit (within 8 Month)	91845	84895
	4th visit (within 9 Month)	75517	72122
Institutional Delivery (MCHTI, MFSTC, FWVTI-Raj, MCWC, UHC, UH&FWC &NGOClinics)	Normal	40992	41413
	C-section	36879	36074
	Total Delivery	77871	77487
Non-institutional Delivery	At Home by Trained Persons	30669	28879
	At Home by Non-Trained Persons	10591	9698
	Total Delivery	41260	38577
*Total Live Births		99217	96271
Postnatal Care	PNC-1 (within 24 Hour)	35286	35424
	PNC-2 (within 2-3 day)	32754	32555
	PNC-3 (within 7-4 day)	34963	34455
	PNC-4 (within 42-48 day)	43683	39844
Postnatal care by trained person till two days in Home Delivery		5251	4926
No. of uses 7.1% chlorhexidine digluconate for umbilical cord care		31345	32096
TT for Woman (5-49)	1st dose	112108	102861
	2nd dose	105029	110747
	3rd dose	108224	107052
	4th dose	99130	98099
	5th dose	98432	97384
Immunization	BCG	139626	126798
	PCV-1	145804	137591
	PCV-2	147608	143982
	PCV-3	144668	138382
	MR Vaccine 1st Dose	132906	128353
	MR Vaccine 2nd Dose	122352	115159
Number of ECP acceptors		8731	6941
Number of MR done (Both Govt. & NGOs)		1627	1645
General Treatment		2247062	1921740
Still Births		185	171
Death	Neonatal death (0-28 days)	214	206
	Infant Death (29Days to below 1Year)	84	67
	Child Death (1 - <5 year)	11	7
	Maternal Death	49	78
	Other Death	25757	33737
	Total	26144	34095
No. of Health Education in UH&FWC		4763	4139

* Live births conducted at Govt. MCH, DH, MCWC, UHC, UH&FWC, NGOs & Home. The information is collected by FWA through field visit.

At a glance of the Nutrition services for the Month of June 2021 and July 2021

Services		Performance	
		June.'21	July.'21
Nutrition Services for Pregnant Women, 0-59 months aged child and Mother	Counseling on IYCF, IFA, Vitamin-A and Hand washinh	708970	655635
	Number of mother Received IFA & Calcium Tablet	153076	134852
	Received MNP Sachet (6-23 months)	20334	16633
	Exclusive Breast feeding up to 6 months	196606	174940
	Complimentary feeding after 6 months	183615	184626
	Feeding Tablet Vitamin A (6-59months Child)	117022	3729
	Received Tablet anti-helminthics (24-59months Child)	44324	40094
	Feeding Zink pill with ORS suffering form diarrhoea	4145	3721
	Identifying Suffering from MAM	11737	8391
	Suffering from SAM & Referred	2702	1971
	Identifying Child Stunting	4286	4035
	Identifying Child Wasting	3612	3443
	Identifying Child Under weight	3650	3252

SUMMARY

Introduction

Bangladesh is divided into eight administrative divisions: Dhaka, Chattogram, Rajshahi, Khulna, Barishal, Sylhet, Rangpur and Mymensingh. Each division is divided into several districts and each district into several upazilas. Each urban area in an upazila is divided into wards. Upazilas are divided into Union Parishads (UPs) and Poursavas. These divisions allow the country as a whole to be separated into rural and urban areas. Management Information System (MIS) has been operational under the Directorate General of Family Planning (DGFP) for a long time. The report of the Contraceptive Performance, MCH, Reproductive Health and Nutrition services is used to be published each month from MIS Unit on the basis of Service Statistics received from the field workers, service delivery clinics and NGOs. Erstwhile Family Welfare Register, however, is the principal source of performance statistics. This report is prepared on the basis of FWA Registers (9th Edition) and Clinic Report. Most of the FWAs visit their working area once in every two months. It is a continuous process. FWA register is modified/updated in every three years.

There is a reporting system to collect the information from the field. MIS Reporting Form-1 is filled up by the FWAs and submitted the same to FPIs. FPI fills up the MIS reporting Form-2 by compiling of all the FWAs (MIS Form-1) report and submits to UFPO office. MIS reporting Form-3 (clinical) is filled up by MO (clinic)/ (MCH-FP)/ (FW)/SACMO/ FWV and is submitted to UFPO office. NGOs of the respective area submit their report to UFPO office through MIS reporting Form-2 and 3 as their requirement. All the reporting Form-2 and 3 are compiled by UFPO office and filled up reporting Form-4 (union wise) and is entered in online web based software (SS). District FP Office reviews and submits that report. It provides information of contraceptive use status of eligible couples and different types of MCH, Reproductive Health and Nutrition services. MIS performance report is primarily used by different level of program managers and supervisors engaged in implementing the Family Planning, MCH, RH and Nutrition program in the country. Besides, different policy makers, decision makers, donor agencies, Development Partners, researchers and other users also use this report.

Family Planning Performance (CAR related):

Performance reports of July 2021 have been received from all the 64 districts of the country. During the month of July 2021 total numbers of eligible couple were found to be as 27746757 against 27734020 in the previous month. Performances of NGOs are also included in the report as reported by the Upazila Offices. A total of acceptors are 21791905 reported in the month of July'21 as against 21788481 in June'21. The Contraceptive Acceptance Rate (CAR) achieved at the end of the reporting month for six modern methods (Permanent Method, IUD, Implant, Injectable, Oral Pill and Condom) is 78.54% which was 78.56 % in June'21. Method Specific Acceptors (Cumulative), Method Specific New Acceptors and Contraceptive distribution by Methods are shown in the summary sheet. It July be noted that the contraceptive acceptance rate is an estimate, based on the client contact and the status of contraceptive acceptance as reported by the field workers based on the entries made in the FWA register. The Contraceptive Prevalence Rate (CPR), on the other hand, is based on periodic surveys that are made on precise statistical procedures.

The acceptance rate is a tentative rate and varies from month to month because of reporting status and coverage. This rate is usually higher than the Contraceptive Prevalence Rate (CPR). CAR is generally used to monitor as a management tool 'on-going' program performance in the country. It is not so much used to evaluate the program impact or goals, which is done by periodical scientific surveys.

MCH Performance:

In the month of July'21, 904010 pregnant women have been registered. Total number of 4,516 pregnant women referred to hospital for their complications. Dose-wise TT for Women (15-49 yrs.) and OPV & Pentavalent vaccines were shown in the summary sheet. BCG vaccines were given to 126798 infants during July'21. Visit-wise Antenatal Care is also shown in the summary sheet both of June 2021 and July 2021. Postnatal Care is shown in the summary sheet both June 2021 and July 2021. Number of delivery conducted by the clinics is 77487. Total numbers of delivery at home 28879 by trained personnel and 9698 by non-trained personnel. Still Birth is recorded 171 in July'21 and in the previous month it was 185. Neo-natal deaths (0-28 days) & Infant deaths (29 days-<1yr.) are recorded to be 206 and 67 in the month of July'21 where these were 214 and 84 in June'21 respectively. A total of 7 child-deaths (1-<5 yrs.) have been reported in the month of July'21 as against 11 in June. Maternal deaths were reported 78 during the month of July'21 which was 49 in June'21. The other deaths were reported 33737 in July'21 but in June'21 the number of such deaths was 25757. General treatments were rendered to 1921740 and 2247062 patients in the month of July'21 and June'21 respectively. In July'21 number of ECP acceptors was 6941 but in June'21 it was 8731. MR done in the reporting month is 1645 but in June'21 it was 1627. Performance of MCHTI, MFSTC, MCWCs and FWVTI-Rajshahi is also included in the report.

Nutrition Programs of the Directorate General of Family Planning

Country wide nutrition service is going on through National Nutrition Services (NNS) Operational Plan of DGHS under Health Services Division of MOHFW. DGFP is also playing vital role for implementation of nutrition services whole over the country and is rendering nutrition services at field level where activities like MCH services, Adolescent and Family Planning Program is going on. By this time coordination with IPHN and cooperation with "Global Alliance for Improved Nutrition (GAIN), UNICEF and Alive & Thrive" comprehensive nutrition services are running in 91 upazillas of 11 districts through MCH Services Unit of DGFP.

Highlights July 2021

- a) National Contraceptive Acceptance Rate (CAR) based on visited eligible Couples 27746757 is found to be 78.54%. Rajshahi division has achieved the highest acceptance rate 81.35%, followed by Khulna division 80.05%. The CAR is found to be 79.97% achieved in Rangpur division. The Contraceptive Acceptance Rate has been found to be rather low in Mymensingh 79.32%, Barishal 79.17%, Sylhet 77.38%, Dhaka 77.27% and Chattogram 75.36%.

The highest numbers of Acceptors 4245792 have been reported from Dhaka division followed by 3872780 in Chattogram division, Rajshahi division reported 3469147 acceptors. Acceptors size is however, found much smaller in Rangpur, Khulna, Mymensingh and Sylhet which are 2905235, 2797709, 1827018 and 1357761 respectively and in Barishal division it is 1316463.

- b) Out of 64 reporting districts, 63 districts have reported contraceptive acceptance rate of 70 percent and above, 1 district has reported CAR of 60 - 69 percent and no district has reported CAR of < 59 percent.
- c) Out of 490 Upazilas 486 Upazilashave reported CAR at the level >70% and 4 Upazilas have reported CAR level 50-70 percent.

According to the performance of the reporting month (July,21) Kushtia district recorded the highest achievement rate 93.1%. Joipurhat district has got the 2nd place with 75.1% and Pirojpur district has secured the 3rd position with 71.6% of permanent method. Sherpur district has achieved first position with achievement rate 188.6%; Dhaka district has got the 2nd position with achievement rate 128.1% and Serajganj district has recorded the 3rd position with achievement rate 112.3% in IUD. In Implant Dhaka district has recorded the highest achievement rate with 81.1%, Netrokona district has placed in 2nd position with achievement rate 700% and Pirojpur district has got the 3rd position with achievement rate 46.6%.

- d) (Table 21) In July National Nutrition services information collected by FP workers are as follows: Number of 134852 mothers received IFA, No. of 174940 babies (up to 6 months) exclusive breast feeding and No. Of 184626 children (6-23 months) feeding complementary foods. No. of 8391 children suffering from MAM and 1971 suffering from SAM and referred. No. of Children Stunting, wasting and under weight are 4035, 3443 and 3252 respectively.

Table Analysis:

Table 1: Shows contraceptive performance and Achievement Rate in respect of Permanent, Long Acting and Short Acting methods for the reporting month (July'21) and reporting period (July'20 to July'21) against their respective projections. In the reporting month the achievement rates of Permanent method (Male) 9.7%, Permanent method (Female) 35.1% and Permanent method (Total) 25.5%, IUD 44.5%, Implant 21.7%, Injectable 43.0%, Oral Pill 35.0% and Condom 30.4%. From July'20 to July'21 the achievement rates of Permanent method (Male) 4.8%, Permanent method (Female) 17.5% and Permanent method (Total) 12.8%, IUD 22.3%, Implant 10.9%, Injectable 21.5%, Oral Pill 17.5% and Condom 15.2%.

Table 2: Shows the divisions according to descending order of achievement rate against their projection of Permanent and Long Acting methods for the period July'20 to July'21.

Table 3: Showing the 3(three) districts which achieved the highest achievement rate against Permanent and Long Acting methods of their projections for the period July'20 to July'21.

Table 4: Shows 3(three) districts which achieved the lowest achievement rate of Permanent and Long Acting methods against their projections for the period July'20 to July'21.

Table 5: Comparative statement of contraceptive performance against their projection between the period July'20 to July'20 and July'21 to July'21. The Achievement Rate of Permanent Method (Male) was 9.7% in the period of July'19 to July'20 but it shows the lower rate 13.7% in the current period. So it is increase 4.0% than that of July'19 to July'20. Permanent Method (Female) was 35.1% in the period July'19 to July'20 but it shows the higher rate 45.3% in the current period. So it is 10.3% increase than that of July'19 to July'20. Permanent Method (Total) was 25.5% in the period July'19 to July'20, but it shows the Higher rate 33.4% in the current period. So it is 7.9% decrease than that of July'19 to July'20. IUD achieved the 44.5% in the reporting period July'19 to July'20 but it shows the Lower rate 41.9% in the current period. So it is 2.7% decrease than that of July'19 to July'20. Implant achieved the 21.7% in the reporting period July'19 to July'20 but it shows the higher rate 44.9% in the current period. So it is 23.2% increase than that of July'19 to July'20. Injectable achieved the 43.3% in the reporting period July'19 to July'20 but in the current period it shows 44.3%. So Injectable is increase 1.0% than that of July'19 to July'20. Oral Pill achieved the 35.2% in the reporting period July'19 to July'20 but in the current period (July'20 to July'21) it shows 42.6%. In case of Oral Pill 7.4% increase than that of July'19 to July'20. In case of Condom it achieved 30.6% in the reporting period July'19 to July'20 but in the current period (July'20 to July'21) it shows 32.2%, which is 1.7% increase than that of July'19 to July'20.

Table 6: Comparative status of performance and distribution of contraceptive by methods for the month of June'21 and July'21 based on field worker's report. In comparison with that of previous month Permanent Method (male) 64.7%, Permanent Method (Female) 29.1%, Overall Permanent Method (Total) 38.0%, IUD 12.1%, Implant 60.6%, Injectable -6.5% Oral Pill -7.7% and Condom 7.0%.

Table 7: Shows the share of Government and NGOs and Multisectors by methods in the overall National performance. Government sector has contributed 34.5% in Permanent Method (Male), 82.7% in Permanent Method (Female), 75.8% in Permanent Method (Total), 84.1% in IUD, 81.9% in Implant, 87.1% in Injectable, 91.7% in Oral Pill and 84.8% in Condom in the reporting month July'21. On the other hand NGOs and Multisectors have contributed 65.3% in Permanent Method (Male), 17.3% in Permanent Method (Female), 24.2% in Permanent Method (Total), in IUD 15.9%, in Implant 18.1%, in Injectable 12.9%, in Oral Pill 8.3% and in Condom 15.2% in the reporting month July'21.

Table 8: Division wise and NGOs & Multisectoral wise Contraceptive Performance for the month of July'21 are shown in this table. BAVS of Dhaka Division is in the highest position, BAVS of Chittagong Division is in the next and BAVS of Rajshahi Division is in the 3rd position in Permanent method. By NGOs and Multisectorals performance of Total Permanent methods are 1101 in the reporting month, in which Males are 424 and Females are 674. Total IUD and Implant 1561 and 1476 are inserted in the reporting month July'21. Injectable 97319 vials, Oral Pill 394689 cycles and 1117650 of Condom are distributed by NGOs and Multisectorals in the reporting month.

Table 9: Shows the projection, performance and achievement rates of Permanent and Long Acting methods in the reporting month July'21 and in the reporting period July'20 to July'21. In the reporting month Kushtia district has achieved the highest achievement rate of 93.1% and Joypurhat district is the next highest with 75.1% in Permanent Method. In the reporting month Sherpur district has achieved the highest achievement rate of 188.6% and Dhaka district is the next highest with 128.1% in IUD. In the reporting month Dhaka district has achieved the highest achievement rate of 81.1% in Implant and Netrokona district has achieved the next second highest achievement rate with 70.0%. On the other hand, in the reporting period July'20 to July'21 Kushtia district has achieved the highest achievement rate of 93.1% in Permanent Method, Sherpur district has achieved the highest achievement rate of 188.6% in IUD and Dhaka district has achieved the highest achievement rate of 81.1% in Implant.

Table 10: Shows the projection, performance and achievement rates of Short Acting methods in the reporting month July'21 and in the reporting period July'20 to July'21. In the reporting month Bhola district has achieved the highest achievement rate of 118.2% and Sherpur district is the next highest with 105.3% in Injectable method. Rangamati district has achieved the highest achievement rate of 70.5% in Oral Pill. Sherpur district has achieved the highest achievement rate of 89.8% in Condom. From July'20 to July'21 Bhola district has achieved the highest achievement rate of 118.2% and Sherpur district is the next highest with 105.3% in Injectable, Rangamati district has achieved the highest achievement rate of 70.5% in Oral Pill and Sherpur district has achieved the highest achievement rate of 89.9% in Condom.

Table 11: This table shows the Old acceptors, new acceptors and dropout (No method & switch over) cases by districts in the reporting month (July'2021). This table is prepared on the basis of CAR report.

Table 12: This table shows the new and total acceptors of the current month in comparison with that of the previous month. The new acceptors of all the methods-, Permanent Method(Male), Permanent Method(Total) have shown decreasing trend but Permanent Method(Female) IUD, Injectable, Oral Pill, Condom and Implant have shown increasing trend. New acceptors are shown depending on the field workers report which collects from their visiting areas. In case of total acceptors Permanent Method (Male), Permanent Method (Female), Permanent Method (Total) IUD, Implant, Injectable, Oral Pill and Condom have shown increasing trend.

Table 13: This table shows that Rajshahi division had recorded the highest CAR of 81.35%, next Khulna division 80.05%, Rangpur 79.97%, Mymensingh division 79.32%, Barishal division 79.17%, Sylhet division 77.38%, Dhaka division 77.27% and Chattogram division 75.36% in the reporting month July'21. Graph-1 shows the division wise CAR for the current month and graph-2 shows the division wise CAR for the current month in comparison with that of previous month.

Table 14: Shows that 63 districts have achieved CAR level of 70.0% and above where 1 district has achieved CAR between 60%-69% and no district has achieved CAR between 0-59% in the reporting month July'21. The graph also shows the same in comparison with previous month.

Table 15: List of 486 upazilas among the 490, which have achieved CAR >70.0% in the reporting month.

Table 16: List of 5 upazilas which have achieved CAR 60-70% in the reporting month. Graph shows that 486 upazilas out of 490 have achieved CAR level >70%, 3 upazilas have achieved CAR level 60%-70% and 1 upazila has achieved CAR level <60% in the current month. There is graphical presentation is also showing both of June'21 and July'21.

Table 17: Shows the dropout and switch over by method and by division for the month of July, 21.

Table 18:This table shows the Division-wise comparison of Couples, Contraceptive Acceptors and the Acceptance Rate up to the end of July'21.

Table 19:This table shows the contraceptive method mix by division for the month of July'21.

Pie Charts are showing the national and division wise Method-Mix for the month of July'21.

Table 21:This table shows the performance of MCH and Reproductive Health Services during the month of June'21 and July'21.

Table 21:This table shows the performance of Nutrition Services for the month June'21 and July'21 collected by family planning workers.

Annex A:Annex- A shows comparative summary key performances since January 2020 to July'21.

Annex C:City Corporation wise Contraceptive Acceptors and Acceptance Rate(CAR) (Partial) at the end of the month of July'21.

Clarification about the information of summary sheet, table-2 and table-3:

Method Specific Acceptors:

In the summary sheet, Method Specific Acceptors is shown based on the field workers' (FWA) visit of the reporting month and also the previous month. These are the cumulative figure which includes previous month's acceptors and reporting month's new acceptors collected by the field workers within their working areas.

Contraceptive distribution by Method:

In the summary sheet, Contraceptive Performance by Method is prepared based on the performance and distribution of the reporting month. These figures are actual performance of the reporting month which is not comparable with the information written in method specific acceptors.

Table- 9, Table-10 and Table-11

Performance shown in the table-9 and 10 is the actual performance of the respective month but the new acceptors shown in the table-11 July not be the performance done in the same month. It July happen that the new acceptors accepted method in the previous month but field workers had shown that case in the next month due to their rounding schedule. So the performance of table-9, table-10 will not be the comparable with the new acceptor of table-11.

Clarification about the information of MCH and Reproductive Health Services:

- Information shown against 'delivery' which were done in MCHTI, MFSTC, MCWCs, UHCs & UH&FWCs is collected through the MIS reporting Form-3. This record is only for DGFP concerned facilities. Deliveries conducted in District Hospitals, Medical Colleges, Private Clinics and performances in the City Corporation (partial) are not included.
- Information shown against the 'live births' conducted at Govt. MCH, DH, MCWC, UHC, UH&FWC, NGOs & Homes is collected by FWAs through field visit. Field workers visit their units monthly and they submit their reports in every month.

Highest and Lowest performing districts in clinical methods

Highest performing 3(three) districts in the Month of July'21

Permanent Method				IUD				Implant			
District	Yearly Projec.	Ach. In Reporting Month	Ach. Rate (%)	District	Yearly Projec.	Ach. In Reporting Month	Ach. Rate (%)	District	Yearly Projec.	Ach. In Reporting Month	Ach. Rate (%)
Kushtia	1482	115	93.1	Sherpur	1750	275	188.6	Dhaka	11200	757	81.1
Joipurhat	879	55	75.1	Dhaka	9800	1046	128.1	Netrokona	7800	455	70.0
Pirojpur	804	48	71.6	Serajganj	4800	449	112.3	Pirojpur	4200	163	46.6

Congratulations: We congratulate the districts for their better performance in clinical methods against projections. We hope the officers and staffs who are involved with the activities will continue their better performance in future.

Lowest performing 3(three) districts in the Month of July'21

Permanent Method				IUD				Implant			
District	Yearly Projec.	Ach. In Reporting Month	Ach. Rate (%)	District	Yearly Projec.	Ach. In Reporting Month	Ach. Rate (%)	District	Yearly Projec.	Ach. In Reporting Month	Ach. Rate (%)
Bandarban	1400	1	0.9	Rajshahi	8500	57	8.0	Bagerhat	4800	6	1.5
Khagrachhari	2350	2	1.0	Jamalpur	3500	39	13.4	Shariatpur	5500	9	2.0
Kurigram	12381	21	2.0	Meherpur	1100	13	14.2	Naogaon	6500	14	2.6

Unsatisfactory Performance: We are sorry for their unsatisfactory low performance in clinical methods against projections. We hope the officers and staffs are involved with the activities will try to overcome from this type of un-satisfactory performance in future.

Table-1: National Projection, Performance and Achievement Rate of Contraceptive Methods

Methods	Yearly Projection (2021-22)	Reporting Month		July'21 to July'21	
		Performance (in CYP)	Achi. Rate (%)	Performance (in CYP)	Achi. Rate(%)
Permanent Method (Male)	80667	652	9.7	652	4.8
Permanent Method (Female)	133707	3907	35.1	3907	17.5
Permanent Method (Total)	214374	4559	25.5	4559	12.8
IUD	265000	9833	44.5	9833	22.3
Implant	450000	8142	21.7	8142	10.9
Injectables	5269465	188772	43.0	188772	21.5
Oral Pill	10816268	315224	35.0	315224	17.5
Condom	1941381	49121	30.4	49121	15.2

Table-2: List of Divisions according to descending order of Achievement Rate against their projections of Clinical Methods for the period July 2021 to July 2021

Sl. No.	Permanent Method (Cases)				IUD (Cases)				Implant (Cases)			
	Division	Yearly Projection	Performance	Achi. Rate (%)	Division	Yearly Projection	Performance	Achi. Rate (%)	Division	Yearly Projection	Performance	Achi. Rate (%)
4	Dhaka	58614	1447	14.8	Chattogram	52826	2824	32.1	Barishal	37632	938	15.0
6	Barishal	12119	297	14.7	Dhaka	60200	2557	25.5	Dhaka	87920	1935	13.2
3	Rajshahi	22672	545	14.4	Barishal	16598	628	22.7	Chattogram	83644	1671	12.0
8	Sylhet	18356	432	14.1	Rajshahi	34750	1154	19.9	Mymensing	34000	656	11.6
1	Khulna	22672	495	13.1	Khulna	20218	645	19.1	Rajshahi	63200	914	8.7
7	Mymensingh	9319	150	9.7	Rangpur	40920	1169	17.1	Rangpur	65384	938	8.6
5	Chattogram	47567	732	9.2	Sylhet	19038	420	13.2	Khulna	48400	551	6.8
2	Rangpur	31001	461	8.9	Mymensingh	20450	436	12.8	Sylhet	29720	314	6.3

Table-3: List of 3 (Three) Districts achieved the highest Achievement Rate of Clinical Method against their projections for the period July 2021 to July 2021

Sl. No.	Permanent Method (Cases)				IUD (Cases)				Implant (Cases)			
	District	Yearly Projection	Performance	Achi. Rate (%)	District	Yearly Projection	Performance	Achi. Rate (%)	District	Yearly Projection	Performance	Achi. Rate (%)
1.	Kushtia	1482	115	93.1	Sherpur	1750	275	188.6	Dhaka	11200	757	81.1
2.	Mymensingh	3808	277	87.3	Dhaka	9800	1046	128.1	Netrokona	7800	455	70.0
3.	Noakhali	2292	162	84.8	Serajganj	4800	449	112.3	Khulna	8200	442	64.7

Table-4: List of 3 (Three) Districts achieved the lowest Achievement Rate of Clinical Methods against their projections for the period July 2021 to July 2021

Sl. No.	Permanent Method (Cases)				IUD (Cases)				Implant (Cases)			
	District	Yearly Projection	Performance	Achi. Rate (%)	District	Yearly Projection	Performance	Achi. Rate (%)	District	Yearly Projection	Performance	Achi. Rate (%)
1.	Khagrachhari	2350	3	1.5	Rajshahi	8500	57	8.0	Shariatpur	5500	9	2.0
2.	Bandarban	1400	2	1.7	Jamalpur	3500	39	13.4	Naogaon	6500	14	2.6
3.	Kurigram	12381	21	2.0	Meherpur	1100	13	14.2	Thakurgaon	4500	11	2.9

Table-5: Comparative Statement of contraceptive performance for the period between July 2020 to June 2021 and July 2021 to July 2021

Methods	Yearly Projection (2021-2022)	July 2021 to July,2021		Yearly Projection (2020-2021)	July 2020 to July,2020		Change of July'21 to July.'21 over July'20 to July.'20
		Performance (in CYP)	Achi. Rate (%)		Performance (in CYP)	Achi. Rate (%)	
Permanent Method (Male)	80667	923	13.7	80667	652	9.7	-4.0
Permanent Method (Female)	133707	5051	45.3	133707	3907	35.1	-10.3
Permanent Method (Total)	214374	5974	33.4	214374	4559	25.5	-7.9
IUD	265000	9246	41.9	265000	9833	44.5	2.7
Implant	450000	16832	44.9	450000	8142	21.7	-23.2
Injectables	5233417	193073	44.3	5233417	188772	43.3	-1.0
Oral Pill	10816268	384127	42.6	10742277	315224	35.2	-7.4
Condom	1941381	52138	32.2	1928101	49121	30.6	-1.7

Table-6: Performance & Distribution of Contraceptives by Method for the month of June 2021 and July2021

Method	Performance		% Change of July'21 over June'21
	June'21	July'21	
Permanent Method (Male, Cases)	1846	652	-64.7
Permanent Method (Female, Cases)	5513	3907	-29.1
Total Permanent Method (Total, Cases)	7359	4559	-38.0
I U D (Cases)	11191	9833	-12.1
Implant (Cases)	20661	8142	-60.6
Injectables (Doses)	807946	755088	-6.5
Oral Pill (Cycles)	5123768	4728353	-7.7
Condom (Pieces)	7923650	7368188	-7.0

Table :7 Contribution of Government, NGOs and Multisectors in respect of Contraceptive Performance during July 2021

Method	Performance			Share of Contribution in Percentage	
	Govt.	NGOs & Multisectors	Total	Government	NGOs and Multisectors
Permanent Method (Male, Cases)	225	427	652	34.5	65.5
Permanent Method (Female, Cases)	3233	674	3907	82.7	17.3
Total Permanent Method (Cases)	3458	1101	4559	75.8	24.2
IUD (Cases)	8272	1561	9833	84.1	15.9
Implant (Cases)	6666	1476	8142	81.9	18.1
Injectable (Doses)	657769	97319	755088	87.1	12.9
Oral Pill (Cycles)	4333664	394689	4728353	91.7	8.3
Condom (Pieces)	6250538	1117650	7368188	84.8	15.2

Table -8: Division wise and NGO & Multisector wise Contraceptive Performance for the month of July 2021

Sl. No.	NGO and Multisectors	Oral Pill (Cycles)	Condom (Pieces)	Injectable (Vials)	IUD (Cases)	Implant (Nos.)	Permanent Method (Nos.)		
							Male	Female	Total
Rangpur Division									
1	Family Planning Association of Bangladesh (FPAB)	22132	29060	2458	3	23	2	0	2
2	Marie Stopes Clinic	1044	3750	278	19	152	5	0	5
3	Palli Shisu Foundation (PSF)	12605	64364	4226	31	0	0	0	0
4	Sunflower	81	216	90	0	0	0	0	0
5	Shanirvar Bangladesh	1270	800	493	0	0	0	0	0
6	CMH	264	3636	12	0	0	0	0	0
7	R. H. Steps	326	965	98	0	0	0	0	0
8	MODEL CLINIC	35	1512	3	0	0	0	8	8
9	MOHILA-O-SHISHU SHASTHA KALLYAN SAMITY	0	0	0	0	0	0	0	0
10	NSDP	0	0	0	0	0	0	0	0
11	IPas Bangladesh	105	100	0	0	0	0	0	0
12	Surjer Hasi Network	5557	7284	2785	0	1	0	0	0
13	Friendship Bangladesh	1328	5022	113	0	0	0	0	0
14	Kanchan	6985	14013	1149	4	5	0	1	1
15	Dhaldanga Bohumukhi Samaj Unnayan Sangstha	8838	5200	1980	0	0	0	0	0
16	Lamb Hospital	18	0	41	0	26	0	6	6
17	Dhaldanga Youth Science Club	4580	3100	1505	0	0	0	0	0
18	SAF	569	204	31	0	0	0	0	0
NGO Total		65737	139296	15262	57	207	7	15	22
1	BGB	60	1819	0	0	0	0	0	0
2	Srama Kalyan Kendra	0	0	0	0	0	0	0	0
3	DGHS Health Clinic	329	566	4	6	0	0	0	0
4	CMH	69	1836	3	0	0	0	0	0
Multisector Total		458	4221	7	6	0	0	0	0
NGO & Multisector		66195	143517	15269	63	207	7	15	22
Rajshahi Division									
1	Family Planning Association of Bangladesh (FPAB)	21382	89727	3572	12	25	0	6	6
2	BAVS	179	3240	42	0	39	41	8	49
3	Marie Stopes Clinic	261	3092	30	10	8	10	1	11
4	Palli Shisu Foundation (PSF)	7247	18190	4723	3	0	0	0	0
5	Jatio Tarun Shanga	0	10700	897	0	0	0	0	0
6	Bamaneh	12406	13660	2349	0	0	0	0	0
7	Tilottoma	2523	21335	2364	4	4	0	5	5
8	Anonnaya Somaj Kallyan Samity	0	0	0	0	0	0	0	0
9	Shanirvar Bangladesh	1806	3032	487	3	0	0	0	0
10	Sromo Kallyan Shangstha	276	984	0	0	0	0	0	0
11	R. H. Steps	83	1932	8	0	0	0	0	0
12	MR CLINIC	150	1140	10	0	1	0	0	0
13	MODEL CLINIC	21	3096	12	0	1	0	20	20
14	SHEBA PROKALPO	0	0	0	0	0	0	0	0
15	POLLI SHISHU CLINIC	1809	2544	445	0	0	0	0	0
16	ITS-GONO UNNAYAN ACADEMY	1768	34379	1696	1	0	0	0	0
17	THANGAMARA	321	4420	123	3	0	0	1	1
18	SHASTO KALLYAN SHANGSTHA	0	0	0	0	0	0	0	0
19	Darpon	18	0	0	0	0	0	0	0
20	IPas Bangladesh	466	1616	2	0	0	0	0	0
21	Surjer Hasi Network	546	3180	429	0	0	0	0	0
22	Population Services & Training Centre (PSTC)	7	2628	184	0	1	0	1	1
23	SORNALY	0	0	0	0	0	0	0	0
24	Chardulai	30	0	0	0	0	0	0	0
25	KMSS	0	5730	293	0	2	0	4	4
NGO Total		51299	224625	17666	36	81	51	46	97
1	DGHS Health Clinic	558	898	16	9	0	0	46	46
Multisector Total		558	898	16	9	0	0	46	46
NGO & Multisector		51857	225523	17682	45	81	51	92	143
Khulna Division									
1	Family Planning Association of Bangladesh (FPAB)	38689	53928	3203	15	26	1	0	1
2	BAVS	264	1068	129	0	0	12	0	12
3	Marie Stopes Clinic	237	1396	40	17	8	0	0	0
4	Palli Shisu Foundation (PSF)	0	0	0	0	0	0	0	0
5	Paribarik Shastha Clinic	2230	5736	741	10	5	0	1	1
6	Jatio Tarun Shanga	3132	5515	445	2	0	0	0	0
7	Paribar Kallyan Shangstha (PKS)	9032	16441	2952	2	5	0	5	5
8	PSTC	116	1380	172	0	0	0	0	0
9	BRAC	120	900	20	0	0	0	0	0
10	Sromo Kallyan Shangstha	101	394	0	0	0	0	0	0
11	Ad-Din Medical College Hospital	2111	1938	917	0	0	0	21	21
12	CMH	65	1100	2	0	0	0	0	0
13	R. H. Steps	998	710	63	3	0	0	0	0
14	VPKA (VP KENDRA)	0	0	0	0	0	0	0	0
15	CRC	642	836	18	0	0	0	0	0
16	SGS	2015	3735	410	0	0	0	0	0
17	Police Hospital	86	150	92	0	0	0	0	0
18	Surjer Hasi Network	1815	4233	1345	15	0	0	1	1
19	Friendship Bangladesh	1395	1500	88	0	0	0	0	0
20	BNS TITUMIR	100	110	0	0	0	0	0	0
21	Peoples Development Community (PDC)	11120	13400	1570	0	0	0	0	0
22	Urban Health Care	230	988	250	2	7	0	0	0
23	KMSS	1801	506	213	0	0	0	4	4
24	Adams	2744	7556	1292	0	0	0	0	0
NGO Total		79043	123520	13962	66	51	13	32	45
1	BGB	101	1728	6	0	0	0	0	0
2	Biman Bahini	81	3060	6	0	0	0	1	1
3	Paurasova	45	60	0	0	0	0	0	0
4	DGHS Health Clinic	0	0	0	0	0	0	3	3
5	Jessore Cantonmen	1462	5016	28	0	0	0	0	0
Multisector Total		1689	9864	40	0	0	0	4	4
NGO & Multisector		80732	133384	14002	66	51	13	36	49

ক্র.সং.	NGO and Multisectors	Oral Pill (Cycles)	Condom (Pieces)	Injectable (Vials)	IUD (Cases)	Implant (Nos.)	Permanent Method (Nos.)		
							Male	Female	Total
Barishal Division									
1	Family Planning Association of Bangladesh (FPAB)	7982	21240	1693	9	13	7	2	9
2	BAVS	521	3648	171	2	13	30	0	30
3	Marie Stopes Clinic	316	450	58	16	11	0	0	0
4	Paribarik Shastha Clinic	131	963	222	0	0	0	0	0
5	Shanirvar Bangladesh	2507	4510	3589	0	0	0	0	0
6	BRAC	40	360	22	0	0	0	0	0
7	R. H. Steps	174	300	3	0	0	0	0	0
8	IPas Bangladesh	21	0	1	0	0	0	0	0
9	Surjer Hasi Network	36	360	96	0	0	0	0	0
10	Desh Bangla	644	1024	125	0	1	0	0	0
11	Urban Primary Health Care Project (UPHCP)	586	900	128	2	0	0	0	0
NGO Total		12958	33755	6108	29	38	37	2	39
1	Srama Kalyan Kendra	50	100	0	0	0	0	0	0
2	DGHS Health Clinic	52	40	1	0	0	0	0	0
Multisector Total		102	140	1	0	0	0	0	0
NGO & Multisector		13060	33895	6109	29	38	37	2	39
Dhaka Division									
1	Family Planning Association of Bangladesh (FPAB)	18107	60492	2090	14	30	0	8	8
2	BAVS	1709	11392	635	8	73	86	9	95
3	Marie Stopes Clinic	2802	9102	746	147	64	5	13	18
4	Paribarik Shastha Clinic	116	648	20	4	0	0	0	0
5	Jatio Tarun Shanga	743	2256	487	2	4	0	0	0
6	Bamaneh	852	3400	583	10	0	0	0	0
7	Paribar Kallyan Shangstha (PKS)	0	0	0	0	0	0	0	0
8	PSTC	6663	8088	850	19	59	10	1	11
9	Shanirvar Bangladesh	4948	16420	2891	3	7	0	4	4
10	BRAC	696	7395	161	7	11	0	0	0
11	Sromo Kallyan Shangstha	403	1992	0	0	0	0	0	0
12	Ad-Din Medical College Hospital	1724	3481	135	1	5	0	43	43
13	BAPSA	4305	19984	2288	33	46	34	11	45
14	Radda Barnen	282	5436	259	0	0	0	0	0
15	UTPS	4027	7225	374	37	8	0	3	3
16	PSKP	765	0	30	0	0	0	0	0
17	Gono Shastha Kendra	120	340	26	0	0	0	0	0
18	Anirban Sangsad	306	60	92	0	0	0	0	0
19	ICDDR,B	0	0	0	0	0	0	0	0
20	CMH	414	2003	53	4	0	0	0	0
21	Spire	120	50	50	0	0	0	0	0
22	Shimantik	6076	14310	1216	205	199	29	23	52
23	Nagar Unnoyan Somaj Seba Shangstha	0	0	0	0	0	0	0	0
24	TDH CLINIC	1440	3600	13	0	0	0	0	0
25	SHAKTI FOUNDATION	99	274	16	0	0	0	0	0
26	BWHC	113	1551	95	3	0	0	0	0
27	SUKHI PARIBAR SANGSTHA	0	0	0	0	0	0	0	0
28	Association in Training & Management (AITAM)	52	468	15	0	0	0	0	0
29	R. H. Steps	366	1512	103	17	14	0	0	0
30	AL-FALAH MOJIN CLINIC	30	468	83	0	0	0	0	0
31	VPKA (VP KENDRA)	11704	50686	2675	0	0	0	0	0
32	MMKS	150	480	50	0	0	0	0	0
33	VFWA	479	1492	198	1	0	0	0	0
34	Nari Moytri	1352	6864	507	1	1	0	1	1
35	SGS	305	168	0	0	0	0	0	0
36	CWFD	2	572	287	4	0	0	0	0
37	Aid For Poor People	0	0	0	0	0	0	0	0
38	Surjer Hasi Network	3049	12540	1164	23	54	0	0	0
39	Saya Path	0	0	0	0	0	0	0	0
40	Provti S K S Prishad	0	0	0	0	0	0	0	0
41	Kumudini Hospital	241	200	31	0	0	0	8	8
42	Population Services & Training Centre (PSTC)	1379	4764	387	0	3	0	4	4
43	Faith & Hope	0	0	0	0	0	0	0	0
44	Jonoseba M&C W Songstha	456	2952	451	9	0	0	0	0
45	Urban Primary Health Care Project (UPHCP)	154	30	30	0	0	0	0	0
46	Sazeda Foundation	179	540	46	2	0	0	0	0
47	Ma-O-Shisu Unnoyan Shangstha	0	0	0	0	0	0	0	0
48	Adarsha Paribar Kalyan Shangsta	0	0	0	0	0	0	0	0
49	Sushastha Community Health Care	0	0	0	0	0	0	0	0
50	Rural Health Development Organization (RHDO)	30	288	18	0	0	0	0	0
51	Daridra Paribar Seba Songstha	288	456	24	0	0	0	0	0
52	NAGAR SASTHO KENDRO	190	276	53	3	3	0	0	0
53	Urban Health Care	499	3648	162	12	4	0	7	7
54	Sonali Din	363	660	51	0	0	0	0	0
55	Ahoshania Mission	3878	20886	1124	85	82	21	8	29
56	Active Social Welfare Society	567	3304	330	6	0	0	0	0
57	MISCS	0	0	0	0	0	0	0	0
58	Bashundhara Ad-din Medical College Hospital	0	96	6	0	1	0	3	3
59	Surjer Hasi Network (Smiling Sun Franchise)	2147	5932	792	5	2	0	0	0
60	Fatema Nursing Home	1440	7500	250	0	0	0	0	0
NGO Total		86130	306281	21947	665	670	185	146	331
1	Birman Bahini	6	108	0	0	0	0	0	0
2	Sir Salimulla Medical College Hospital (Indoor)	180	1440	130	121	9	0	32	32
3	BGME	1642	9476	213	0	0	0	0	0
4	DGHS Health Clinic	218	636	18	2	0	0	2	2
5	Victoria Hospital Narayanganj	287	90	11	10	14	0	3	3
6	Others Private Clinic	0	0	0	0	0	0	155	155
Multisector Total		2333	11750	372	133	23	0	192	192
NGO & Multisector		88463	318031	22319	798	693	185	338	523

Sl. No.	NGO and Multisectors	Oral Pill (Cycles)	Condom (Pieces)	Injectable (Vials)	IUD (Cases)	Implant (Nos.)	Permanent Method (Nos.)		
							Male	Female	Total
Mymensingh Division									
1	Family Planning Association of Bangladesh (FPAB)	7009	37048	1110	10	0	0	0	0
2	BAVS	0	0	0	0	0	0	0	0
3	Marie Stopes Clinic	60	600	46	6	0	0	0	0
4	Jatio Tarun Shanga	2600	4550	205	0	0	0	0	0
5	Bamaneh	731	284	72	1	0	0	0	0
6	Shanirvar Bangladesh	6178	13005	1497	0	0	0	0	0
7	BRAC	342	180	27	2	0	0	0	0
8	Gono Shastha Kendra	0	0	0	0	0	0	0	0
9	MALANCHA SEBA SAMITY	0	0	0	0	0	0	0	0
10	SUPIRAT	0	0	0	0	0	0	0	0
11	R. H. Steps	32	48	6	5	0	0	0	0
12	MODEL CLINIC	144	2328	13	0	0	0	0	0
13	NSDP	0	0	0	0	0	0	0	0
14	Krishni Bisho	0	0	0	0	0	0	0	0
15	IPas Bangladesh	15	24	20	8	0	0	0	0
16	Surjer Hasi Network	639	2172	110	3	0	0	0	0
17	Friendship Bangladesh	210	138	0	0	0	0	0	0
18	Shastha Prokalpo	12	0	38	0	0	0	5	5
NGO Total		17972	60377	3144	35	0	0	5	5
1	BGB	16	1350	0	0	0	0	0	0
2	BGME	1334	5194	52	0	0	0	0	0
3	DGHS Health Clinic	109	0	3	0	0	0	0	0
Multisector Total		1459	6544	55	0	0	0	0	0
NGO & Multisector		19431	66921	3199	35	0	0	5	5
Chattogram Division									
1	Family Planning Association of Bangladesh (FPAB)	25428	67101	3118	21	48	0	4	4
2	BAVS	320	2496	183	7	35	37	35	72
3	Concern Women for Family Planning (CWFP)	9	223	0	0	0	0	0	0
4	Marie Stopes Clinic	941	6966	305	75	61	77	7	84
5	Paribarik Shastha Clinic	480	1320	300	1	0	0	0	0
6	Bamaneh	189	288	237	1	0	0	0	0
7	PSTC	62	72	101	7	1	0	0	0
8	Shanirvar Bangladesh	7736	10154	1223	12	0	0	0	0
9	BRAC	10	9	0	0	0	0	0	0
10	Sromo Kallyan Shangstha	0	0	0	0	0	0	0	0
11	BAPSA	582	828	26	0	0	0	0	0
12	FDSR	7092	10374	1138	0	3	0	1	1
13	CMH	1127	1498	91	14	5	0	22	22
14	BWVHC	100	330	19	3	0	0	0	0
15	SUPIRAT	1696	1544	559	7	0	0	0	0
16	PROSHANTI	452	780	249	2	0	0	0	0
17	NISKRITY	1080	1972	899	0	0	0	0	0
18	IMAGE	1509	4920	446	4	10	0	0	0
19	MOMOTA	3893	13156	773	79	61	0	24	24
20	SUS (TMA, NASIRABAD)	0	0	0	0	0	0	0	0
21	SHED	0	0	0	0	0	0	0	0
22	ISDE	0	0	0	0	0	0	0	0
23	CUFL	56	600	0	0	0	0	0	0
24	JUSH	0	0	0	0	0	0	0	0
25	R. H. Steps	247	1127	183	2	0	0	0	0
26	MODEL CLINIC	1023	1380	16	2	16	0	20	20
27	BANDHAN	0	0	0	0	0	0	0	0
28	Ghasful	508	9000	37	9	0	0	0	0
29	SMC	830	1956	64	30	3	0	0	0
30	IPas Bangladesh	178	168	6	0	0	0	0	0
31	Surjer Hasi Network	1798	2068	748	7	16	0	0	0
32	Saya Path	1164	3730	226	17	12	10	0	10
33	B.R.D.B	156	48	34	0	0	0	0	0
34	RTMI	2051	5448	434	13	59	0	0	0
35	NAGAR MATRI SADAN	620	1224	194	26	6	4	7	11
36	Urban Health Care	327	864	120	4	0	0	0	0
37	Mission Hospital, Chandraghona	814	1000	6	0	0	0	0	0
38	Surjer Hashi Network (Smiling Sun Franchise)	70	0	0	0	0	0	0	0
NGO Total		62548	152644	11735	343	336	128	120	248
1	BGB	82	1254	2	0	0	0	0	0
2	Comilla Cantonment	135	3400	9	1	0	0	3	3
3	Biman Bahini	105	2928	3	0	0	0	0	0
4	Navy	234	6500	30	0	0	0	0	0
5	Railway Hospital	115	192	12	0	0	0	0	0
6	BGC Traust	0	0	0	0	0	0	0	0
7	BGME	48	14	0	0	0	0	0	0
8	DGHS Health Clinic	801	494	19	54	35	0	22	22
9	BKMEA	86	144	9	0	0	0	0	0
10	Others Private Clinic	0	0	0	0	0	0	22	22
11	Worker Welfare Centre	0	0	0	0	0	0	0	0
Multisector Total		1606	14926	84	55	35	0	47	47
NGO & Multisector		64154	167570	11819	398	371	128	167	295
Sylhet Division									
1	Family Planning Association of Bangladesh (FPAB)	1675	7700	80	1	0	0	3	3
2	BAVS	15	1200	94	1	1	0	0	0
3	Marie Stopes Clinic	785	1362	54	24	8	6	7	13
4	BRAC	65	1932	208	7	3	0	0	0
5	CMH	340	500	4	0	0	0	3	3
6	Shimantik	4197	6444	2556	32	19	0	0	0
7	BWVHC	960	3564	1228	0	0	0	0	0
8	RED CRESCENT SANGSTHA	25	0	9	0	0	0	0	0
9	R. H. Steps	424	516	46	0	0	0	0	0
10	WARD, SYLHET	0	0	0	0	0	0	0	0
11	Sylhet Samaj Kallyan Sangatha	974	3480	2390	0	0	0	0	0
12	Surjer Hasi Network	485	1269	179	1	0	0	0	0
13	SUPPS	65	166	46	0	0	0	0	0
14	TIL Welfare Division	0	0	0	0	0	0	0	0
15	Govt. Labour Welfare Center	0	0	0	0	0	0	0	0
NGO Total		10010	28133	6894	66	31	6	13	19
1	BGB	15	100	0	0	0	0	0	0
2	Srama Kalyan Kendra	43	12	0	0	0	0	0	0
3	DGHS Health Clinic	729	564	26	61	4	0	6	6
Multisector Total		787	676	26	61	4	0	6	6
NGO & Multisector		10797	28809	6920	127	35	6	19	25
NGO & Multisector Grand Total of National		394689	1117650	97319	1561	1476	427	674	1101

Table -9: District wise Projection, Performance and Achievement Rate of Permanent and Long Acting Methods

District	Permanent Method (Cases)					IUD (Cases)					Implant (Cases)				
	Yearly Projection	Reporting Month		July'21 to July'21		Yearly Projection	Reporting Month		July'21 to July'21		Yearly Projection	Reporting Month		July'21 to July'21	
		Perform.	Achi. Rate(%)	Perform.	Achi. Rate(%)		Perform.	Achi. Rate(%)	Perform.	Achi. Rate(%)		Perform.	Achi. Rate(%)	Perform.	Achi. Rate(%)
Dinajpur	3192	160	60.2	160	60.2	3200	129	48.4	129	48.4	13500	411	36.5	411	36.5
Thakurgaon	2207	76	41.3	76	41.3	1950	32	19.7	32	19.7	4500	11	2.9	11	2.9
Panchagarh	1752	34	23.3	34	23.3	1970	60	36.5	60	36.5	4584	51	13.4	51	13.4
Nilphamari	1932	58	36.0	58	36.0	2800	156	66.9	156	66.9	5800	80	16.6	80	16.6
Rangpur	3322	41	14.8	41	14.8	9300	208	26.8	208	26.8	17500	233	24.3	233	24.3
Kungram	12381	21	2.0	21	2.0	9500	182	23.0	182	23.0	10200	81	9.5	81	9.5
Gaibandha	1138	40	42.2	40	42.2	5300	229	51.8	229	51.8	6800	196	32.8	196	32.8
Lalmonirhat	5077	31	7.3	31	7.3	6900	173	30.1	173	30.1	8500	110	15.5	110	15.5
Rangpur Div.	31001	461	17.8	461	17.8	40920	1169	34.3	1169	34.3	65384	1163	21.3	1163	21.3
Boqura	4952	103	25.0	103	25.0	5050	163	38.7	163	38.7	13200	311	28.3	311	28.3
Joipurhat	879	55	75.1	55	75.1	1800	50	33.3	50	33.3	5800	78	16.1	78	16.1
Naogaon	1462	25	20.5	25	20.5	3200	100	37.5	100	37.5	6500	14	2.6	14	2.6
Chapai Nawabganj	3188	64	24.1	64	24.1	4200	68	19.4	68	19.4	4800	20	5.0	20	5.0
Rajshahi	6158	138	26.9	138	26.9	8500	57	8.0	57	8.0	11000	204	22.3	204	22.3
Natore	2834	97	41.1	97	41.1	2700	59	26.2	59	26.2	6500	79	14.6	79	14.6
Pabna	1126	22	23.4	22	23.4	4500	208	55.5	208	55.5	7900	51	7.7	51	7.7
Serajoni	2075	41	23.7	41	23.7	4800	449	112.3	449	112.3	7500	157	25.1	157	25.1
Rajshahi Div.	22672	545	28.8	545	28.8	34750	1154	39.9	1154	39.9	63200	914	17.4	914	17.4
Kushtia	1482	115	93.1	115	93.1	2500	35	16.8	35	16.8	5900	29	5.9	29	5.9
Meherpur	845	28	39.8	28	39.8	1100	13	14.2	13	14.2	1500	8	6.4	8	6.4
Chudanga	1289	71	66.1	71	66.1	1494	42	33.7	42	33.7	3500	88	30.2	88	30.2
Jhenaidaha	1262	53	50.4	53	50.4	1550	74	57.3	74	57.3	5500	15	3.3	15	3.3
Magura	1694	20	14.2	20	14.2	1850	76	49.3	76	49.3	3700	14	4.5	14	4.5
Narail	1455	17	14.0	17	14.0	1250	22	21.1	22	21.1	3200	28	10.5	28	10.5
Jashore	1584	35	26.5	35	26.5	3200	57	21.4	57	21.4	8300	58	8.4	58	8.4
Khulna	2120	100	56.6	100	56.6	3500	197	67.5	197	67.5	8200	186	27.2	186	27.2
Bagerhat	1428	20	16.8	20	16.8	1900	92	32.8	92	32.8	4800	8	1.5	8	1.5
Satkhira	2168	36	19.9	36	19.9	1874	77	49.3	77	49.3	3800	119	37.6	119	37.6
Khulna Div.	15327	495	38.8	495	38.8	20218	645	38.3	645	38.3	48400	551	13.7	1869	46.3
Barquna	1540	49	38.2	49	38.2	2229	49	26.4	49	26.4	8200	143	20.9	143	20.9
Patuakhali	2400	72	36.0	72	36.0	4053	191	56.6	191	56.6	7332	205	33.6	205	33.6
Barishal	2270	93	49.2	93	49.2	4200	168	48.0	168	48.0	8200	240	35.1	240	35.1
Jhalakati	2622	17	7.8	17	7.8	1200	34	34.0	34	34.0	3200	42	15.9	42	15.9
Shola	2493	18	8.7	18	8.7	2364	87	44.2	87	44.2	6500	145	26.8	145	26.8
Pirojpur	804	48	71.6	48	71.6	2552	99	46.6	99	46.6	4200	163	46.6	163	46.6
Barishal Div.	12119	297	29.4	297	29.4	16598	628	45.4	628	45.4	37632	938	29.9	938	29.9
Gopalganj	2377	71	35.8	71	35.8	2500	31	14.9	31	14.9	4800	59	14.8	59	14.8
Madaripur	955	26	32.7	26	32.7	3200	112	42.0	112	42.0	6500	51	9.4	51	9.4
Shariatpur	825	17	24.7	17	24.7	1200	104	104.0	104	104.0	5500	9	2.0	9	2.0
Faridpur	2800	100	42.9	100	42.9	3500	179	61.4	179	61.4	7500	172	27.5	172	27.5
Rajbari	950	30	37.9	30	37.9	2800	124	53.1	124	53.1	5520	69	15.0	69	15.0
Dhaka	12197	538	52.9	538	52.9	9800	1046	128.1	1046	128.1	11200	757	81.1	757	81.1
Gazipur	7956	25	3.8	25	3.8	5500	143	31.2	143	31.2	7500	57	9.1	57	9.1
Munshiganj	5292	46	10.4	46	10.4	2800	68	29.1	68	29.1	6500	65	12.0	65	12.0
Narayanganj	4781	79	19.9	79	19.9	6500	115	21.2	115	21.2	7200	156	26.0	156	26.0
Narsingdi	3303	189	68.7	189	68.7	3500	211	72.3	211	72.3	5500	145	31.6	145	31.6
Manikganj	4675	59	15.1	59	15.1	4500	55	14.7	55	14.7	6200	80	15.5	80	15.5
Tangail	10852	104	11.5	104	11.5	8200	173	26.3	173	26.3	6500	213	39.3	213	39.3
Kishoreganj	1671	22	15.8	22	15.8	6200	79	15.3	79	15.3	7500	36	5.8	36	5.8
Dhaka Div.	58614	1306	26.7	1306	26.7	60200	2440	48.6	2440	48.6	87920	1869	25.5	1869	25.5
Jamalpur	2021	63	37.4	110	65.3	3500	39	13.4	39	13.4	7500	53	8.5	53	8.5
Sherpur	1725	29	20.2	52	36.2	1750	275	188.6	275	188.6	7200	112	18.7	112	18.7
Mymensingh	3808	163	51.4	277	87.3	13100	196	18.0	196	18.0	11500	102	10.6	102	10.6
Netrokona	1765	36	24.5	64	43.5	2100	43	24.6	43	24.6	7800	455	70.0	455	70.0
Mymensingh Div.	9319	291	37.5	503	64.8	20450	553	32.4	553	32.4	34000	722	25.5	722	25.5
B. Baria	2229	13	7.0	5	2.7	4500	164	43.7	164	43.7	11000	59	6.4	59	6.4
Cumilla	5541	215	46.6	243	52.6	10500	574	65.6	574	65.6	12200	328	32.3	328	32.3
Chandpur	2930	99	40.5	143	58.6	5200	301	69.5	301	69.5	7900	242	36.8	242	36.8
Feni	2603	59	27.2	64	29.5	2796	219	94.0	219	94.0	5500	139	30.3	139	30.3
Noakhali	2292	106	55.5	162	84.8	4500	209	55.7	209	55.7	8600	150	20.9	150	20.9
Laxmipur	16307	42	3.1	58	4.3	8650	189	26.2	189	26.2	9144	147	19.3	147	19.3
Chattoogram	4482	142	38.0	251	67.2	7800	632	97.2	632	97.2	13600	203	17.9	203	17.9
Cox's Bazar	5468	49	10.8	54	11.9	4800	278	69.5	278	69.5	7800	285	43.8	285	43.8
Rangamati	1965	4	2.4	12	7.3	1300	62	57.2	62	57.2	2500	53	25.4	53	25.4
Khagrachhari	2350	2	1.0	3	1.5	1380	120	104.3	120	104.3	2200	35	17.5	35	17.5
Bandarban	1400	1	0.9	2	1.7	1400	76	65.1	76	65.1	3000	30	12.0	30	12.0
Chattoogram Div.	47567	732	18.5	997	25.2	52826	2824	64.2	2824	64.2	83644	1671	24.0	1671	24.0
Sylhet	2202	59	32.2	105	57.2	3655	119	39.1	119	39.1	7900	79	12.0	79	12.0
Habiganj	8908	324	43.6	40	5.4	5383	100	22.3	100	22.3	6300	96	18.3	96	18.3
Moulavibazar	4246	26	7.3	24	6.8	3800	109	34.4	109	34.4	5520	73	15.9	73	15.9
Sunamganj	3000	23	9.2	58	23.2	6200	92	17.8	92	17.8	10000	66	7.9	66	7.9
Sylhet Div.	18356	432	28.2	227	14.8	19038	420	26.5	420	26.5	29720	314	12.7	314	12.7
National	214975	4559	25.4	5974	33.3	265000	9833	44.5	9833	44.5	449900	8142	21.7	9460	25.2

Table -11: Method wise Users (Normal & Postpartum as Old, New, Dropout, Postpartum Expire) and CAR by District at the end of July 2021

Name of District	Total Eligible Couple	Oral Pill											Total Oral Pill
		Normal					Postpartum					Postpartum Expire	
		Old	New	Total	Dropout		Old	New	Total	Dropout			
					No Method	Switch Over				No Method	Switch Over		
Dinajpur	669091	255144	1343	256487	922	591	16501	1018	17519	101	109	658	274006
Thakurgaon	306238	114843	614	115457	386	243	4929	288	5217	61	35	332	120674
Panchgarh	237578	97201	647	97848	386	351	3911	304	4215	160	37	251	102063
Nilphamari	415879	158499	965	159464	556	405	7726	518	8244	62	94	253	167708
Rangpur	623182	222071	1334	223405	997	542	10463	521	10984	74	75	272	234389
Kurigram	541588	197470	1453	198923	892	600	8040	541	8581	91	108	381	207504
Gaibandha	556620	208468	1405	209873	955	778	6023	400	6423	59	58	305	216296
Lalmonirhat	282558	96376	672	97048	406	240	4775	249	5024	27	63	131	102072
Rangpur Div.	3632734	1350072	8433	1358505	5500	3750	62368	3839	66207	635	579	2583	1424712
Bogura	776750	300821	1781	302602	1220	905	12894	801	13695	120	115	578	316297
Joipurhat	214574	81645	588	82233	298	167	3383	200	3583	9	51	134	85816
Naogaon	594840	249131	1455	250586	1014	510	9194	539	9733	59	42	457	260319
Chapai Nawabganj	381183	136511	830	137341	505	300	5080	397	5477	27	49	245	142818
Rajshahi	621505	200841	2151	202992	1294	1074	10301	663	10964	182	333	4228	213956
Natore	415680	157135	1141	158276	685	358	7626	461	8087	54	57	333	166363
Pabna	593564	210237	1056	211293	695	701	8589	508	9097	51	65	278	220390
Serajganj	666333	251617	1437	253054	1013	534	16788	795	17583	146	131	521	270637
Rajshahi Div.	4264429	1587938	10439	1598377	6724	4549	73855	4364	78219	648	843	6774	1676596
Kustia	462657	146135	832	146967	536	349	6966	448	7414	48	60	323	154381
Meherpur	162778	45070	258	45328	121	101	1201	85	1286	2	10	45	46614
Chuadanga	260924	89370	531	89901	333	252	4220	319	4539	25	59	190	94440
Jhenaidaha	394958	148238	584	148822	459	235	5514	298	5812	57	58	164	154634
Magura	193802	71868	436	72304	343	136	4499	272	4771	26	25	173	77075
Narail	155321	59268	517	59785	336	159	2042	141	2183	43	36	56	61968
Jashore	618913	190075	916	190991	574	392	7329	410	7739	182	99	229	198730
Khulna	500959	178174	2378	180552	789	575	5563	340	5903	70	57	141	186455
Bagerhat	304328	114531	883	115414	573	311	6061	378	6439	55	68	205	121853
Satkhira	440517	172750	930	173680	719	359	5752	412	6164	25	28	344	179844
Khulna Div.	3495157	1215479	8265	1223744	4783	2869	49147	3103	52250	533	500	1870	1275994
Barguna	198999	64848	1194	66042	496	474	5284	322	5606	62	105	201	71648
Patuakhali	339989	113403	868	114271	505	389	7626	371	7997	68	103	212	122268
Barisal	427928	151905	1224	153129	845	484	8293	433	8726	87	58	258	161855
Jhalakati	115978	39948	620	40568	219	105	2010	140	2150	52	161	158	42718
Bhola	373363	108058	735	108793	541	277	8718	537	9255	69	67	356	118048
Pirojpur	206507	76179	680	76859	626	329	6600	473	7073	158	75	349	83932
Barishal Div.	1662764	554341	5321	559662	3232	2058	38531	2276	40807	496	569	1534	600469

Name of District	Total E. Couple	Oral Pill											Total Oral Pill
		Normal					Postpartum						
		Old	New	Total	Dropout		Old	New	Total	Dropout		Postpartum Expire	
					No Method	Switch Over				No Method	Switch Over		
Gopalganj	222697	86708	550	87258	334	179	3716	142	3858	42	27	140	91116
Madaripur	235490	83347	409	83756	255	157	4437	218	4655	43	36	128	88411
Shariatpur	216918	72622	390	73012	317	145	4869	259	5128	42	31	154	78140
Fandpur	398754	132588	1039	133627	840	423	6095	441	6536	90	159	132	140163
Rajbari	236364	80272	537	80809	313	184	4287	177	4464	34	29	145	85273
Dhaka	741592	239746	1437	241183	969	547	10294	690	10984	105	136	276	252167
Gazipur	428505	174383	718	175101	536	264	7082	446	7528	39	47	248	182629
Munshiganj	303742	104840	544	105384	381	237	6054	271	6325	24	50	177	111709
Narayanganj	539965	195780	1360	197140	935	636	9825	644	10469	98	109	361	207609
Narshingdi	441435	157616	1130	158746	661	439	7257	455	7712	60	58	267	166458
Manikganj	309079	106231	638	106869	515	243	5108	288	5396	92	39	216	112265
Tangail	850825	331786	1324	333110	1162	432	10734	661	11395	121	100	453	344505
Kishoreganj	569611	220092	1664	221756	1171	643	11370	568	11938	204	149	276	233694
Dhaka Div.	5494977	1986011	11740	1997751	8389	4529	91128	5260	96388	994	970	2973	2094139
Jamalpur	491823	174351	711	175062	515	297	8793	388	9181	54	37	227	184243
Sherpur	324111	123646	938	124584	692	412	5646	339	5985	40	58	201	130569
Mymensingh	1063503	479384	2854	482238	2415	1021	29230	1654	30884	150	162	1209	513122
Netrokona	423776	175406	1095	176501	717	431	9313	530	9843	121	44	340	186344
Mymensingh Div.	2303213	952787	5598	958385	4339	2161	52982	2911	55893	365	301	1977	1014278
Brahmanbaria	538866	157250	1044	158294	947	423	13495	669	14164	107	42	379	172458
Cumilla	1121567	376851	2209	379060	1669	878	27493	1428	28921	284	187	901	407981
Chandpur	477293	170050	816	170866	738	380	13146	703	13849	74	72	425	184715
Feni	285170	83077	612	83689	380	262	6732	329	7061	90	96	91	90750
Noakhali	593486	188663	842	189505	789	278	14333	601	14934	99	73	225	204439
Lakshimpur	330658	100724	481	101205	374	136	10724	293	7317	34	27	188	108522
Chattogram	1070153	388582	2243	390825	1466	812	21292	990	22282	204	149	552	413107
Cox's Bazar	431536	139154	1040	140194	710	321	13913	604	14517	141	89	230	154711
Rangamati	101057	38718	254	38972	169	97	1076	105	1181	26	28	50	40153
Khagrachhari	115021	46617	319	46936	172	65	1833	106	1939	22	11	62	48875
Bandarban	74064	22099	353	22452	232	142	2740	227	2967	33	38	90	25419
Chattogram Div.	5138871	1711785	10213	1721998	7646	3794	123077	6055	129132	1114	812	3193	1851130
Sylhet	604921	172593	1937	174530	1799	385	13859	549	14408	229	43	363	188938
Habiganj	398948	147901	1163	149064	1021	282	11946	580	12526	145	63	293	161590
Moulavi Bazar	342395	117012	980	117992	758	426	7309	702	8011	109	68	249	126003
Sunamganj	408348	131366	1610	132976	1091	593	13373	746	14119	216	129	369	147095
Sylhet Div.	1754612	568872	5690	574562	4669	1686	46487	2577	49064	699	303	1274	623626
National	27746757	9927285	65699	9992984	45282	25396	537575	30385	567960	5484	4877	22178	10560944

Name of District	Condom											Total Condom
	Normal					Postpartum					Postpartum Expire	
	Old	New	Total	Drop out		Old	New	Total	Drop out			
				No Methd	Switch Over				No Methd	Switch Over		
Dinajpur	30278	363	30641	269	153	2144	152	2296	22	33	101	32937
Thakurgaon	10109	99	10208	70	40	483	25	508	2	4	11	10716
Panchgarh	7569	159	7728	78	28	531	39	570	14	7	18	8298
Nilphamari	13237	136	13373	85	90	991	65	1056	17	26	36	14429
Rangpur	29617	478	30095	210	114	1944	189	2133	35	60	36	32228
Kurigram	23703	626	24329	308	126	1643	96	1739	27	11	48	26068
Gaibandha	26168	391	26559	277	134	1481	90	1571	38	11	30	28130
Lalmonirhat	8164	108	8272	137	38	815	36	851	4	4	32	9123
Rangpur Div.	148845	2360	151205	1434	723	10032	692	10724	159	156	312	161929
Bogura	57363	595	57958	289	440	2324	141	2465	18	27	108	60423
Joipurhat	14179	128	14307	51	54	749	29	778	8	9	45	15085
Naogaon	31870	403	32273	723	125	1831	123	1954	14	18	91	34227
Nawabganj	42888	324	43212	219	101	2430	156	2586	15	16	147	45798
Rajshahi	75879	1785	77664	909	745	6227	649	6876	279	267	89	84540
Natore	36666	503	37169	237	158	2057	117	2174	82	47	69	39343
Pabna	46554	351	46905	243	97	2564	104	2668	16	11	79	49573
Serajganj	60496	482	60978	319	136	4534	157	4691	39	38	100	65669
Rajshahi Div.	365895	4571	370466	2990	1856	22716	1476	24192	471	433	728	394658
Kustia	50547	511	51058	242	143	2882	171	3053	34	22	94	54111
Meherpur	14993	121	15114	57	49	627	46	673	6	3	16	15787
Chuadanga	18562	157	18719	99	45	1002	52	1054	6	14	474	19773
Jhenaidaha	28989	268	29257	148	64	1816	129	1945	307	25	49	31202
Magura	11858	124	11982	80	39	1101	53	1154	19	33	23	13136
Narail	12737	119	12856	90	40	629	27	656	17	7	5	13512
Jashore	51985	434	52419	265	144	2995	141	3136	31	33	105	55555
Khulna	52238	1012	53250	595	131	1932	94	2026	34	27	52	55276
Bagerhat	20733	369	21102	212	130	1404	88	1492	34	25	18	22594
Satkhira	28105	270	28375	151	131	1624	89	1713	25	11	80	30088
Khulna Div.	290747	3385	294132	1939	916	16012	890	16902	513	200	916	311034
Barguna	5326	184	5510	94	89	604	36	640	7	12	10	6150
Patuakhali	12424	198	12622	105	80	1168	55	1223	18	18	11	13845
Barishal	25962	311	26273	240	189	2158	113	2271	27	18	50	28544
Jhalakati	6026	88	6114	73	31	457	38	495	14	13	4	6609
Bhola	12711	230	12941	204	78	793	49	842	8	5	15	13783
Pirojpur	10719	159	10878	112	60	837	61	898	14	5	33	11776
Barishal Div.	73168	1170	74338	828	527	6017	352	6369	88	71	123	80707

Name of District	Condom											Total Condom
	Normal					Postpartum					Postpartum Expire	
	Old	New	Total	Drop out		Old	New	Total	Drop out			
				No Methd	Switch Over				No Methd	Switch Over		
Gopalganj	22199	268	22467	217	105	1586	77	1663	20	16	50	24130
Madaripur	15148	138	15286	113	33	1610	69	1679	22	16	22	16965
Shariatpur	18253	215	18468	100	44	1497	44	1541	15	8	38	20009
Faridpur	42593	545	43138	238	151	2572	203	2775	60	28	91	45913
Rajbari	19742	310	20052	145	51	1391	81	1472	41	11	35	21524
Dhaka	75570	613	76183	345	187	5065	281	5346	44	47	166	81529
Gazipur	33404	211	33615	141	57	2172	71	2243	20	15	30	35858
Munshiganj	28931	209	29140	125	74	2468	100	2568	13	16	58	31708
Narayanganj	39559	441	40000	348	222	3675	174	3849	51	47	123	43849
Narshingdi	30427	476	30903	203	111	2695	124	2819	25	22	64	33722
Manikganj	29541	294	29835	202	100	1696	146	1842	17	14	75	31677
Tangail	65454	494	65948	298	123	3095	181	3276	55	34	65	69224
Kishoreganj	31025	651	31676	432	388	3071	212	3283	93	61	65	34959
Dhaka Div.	451846	4865	456711	2907	1646	32593	1763	34356	476	335	882	491067
Jamalpur	27293	175	27468	100	52	1803	83	1886	15	9	20	29354
Sherpur	15523	159	15682	80	30	894	30	924	11	19	34	16606
Mymensingh	47299	658	47957	444	238	4149	303	4452	33	21	114	52409
Netrokona	15140	256	15396	181	98	1659	78	1737	20	13	59	17133
Mymensingh Div.	105255	1248	106503	805	418	8505	494	8999	79	62	227	115502
Brahmanbaria	33530	322	33852	407	75	2821	141	2962	182	14	58	36814
Cumilla	67098	680	67778	485	221	6929	374	7303	92	53	199	75081
Chandpur	22745	240	22985	163	85	2325	128	2453	12	21	41	25438
Feni	18922	212	19134	160	95	2270	117	2387	18	19	26	21521
Noakhali	37949	266	38215	318	57	4305	168	4473	47	12	34	42688
Lakshmipur	15310	118	15428	91	30	1601	69	1670	10	15	44	17098
Chattogram	74368	749	75117	477	239	6982	306	7288	67	46	174	82405
Cox's Bazar	19774	256	20030	159	68	2636	129	2765	29	13	26	22795
Rangamati	6114	67	6181	29	17	299	8	307	3	0	9	6488
Khagrachhari	3708	37	3745	18	14	237	12	249	1	3	4	3994
Bandarban	3600	142	3742	126	61	444	50	494	14	9	6	4236
Chattogram Div.	303118	3089	306207	2433	962	30849	1502	32351	475	205	621	338558
Sylhet	52157	625	52782	1095	74	4834	200	5034	45	17	58	57816
Habiganj	21363	256	21619	232	50	2520	110	2630	33	7	30	24249
Moulavi Bazar	18135	276	18411	193	91	1402	147	1549	24	15	22	19960
Sunamganj	24844	608	25452	498	191	3907	274	4181	110	35	114	29633
Sylhet Div.	116499	1765	118264	2018	406	12663	731	13394	212	74	224	131658
National	1855373	22453	1877826	15354	7454	139387	7900	147287	2473	1536	4033	2025113

Name of District	Injectable											Total Injectable
	Normal					Postpartum					Postpartum Expire	
	Old	New	Total	Drop out		Old	New	Total	Drop out			
				No Methd	Switch Over				No Methd	Switch Over		
Dinajpur	69127	471	69598	325	338	3034	150	3184	27	35	118	72782
Thakurgaon	58045	269	58314	217	311	1378	51	1429	10	5	37	59743
Panchgarh	39335	326	39661	268	267	852	43	895	9	7	48	40556
Nilphamari	68200	433	68633	258	304	2785	138	2923	23	28	90	71556
Rangpur	104005	732	104737	510	684	3657	173	3830	65	105	74	108567
Kurigram	107872	894	108766	612	565	2104	114	2218	23	411	66	110984
Gaibandha	95438	976	96414	727	554	2393	101	2494	60	21	71	98908
Lalmonirhat	57291	376	57667	222	203	1509	60	1569	14	12	95	59236
Rangpur Div.	599313	4477	603790	3139	3226	17712	830	18542	231	624	599	622332
Bogura	103427	665	104092	437	361	2904	159	3063	15	21	127	107155
Joipurhat	23593	131	23724	61	56	559	26	585	5	6	12	24309
Naogaon	53987	506	54493	326	257	1507	65	1572	15	39	58	56065
Nawabganj	51303	253	51556	222	185	1218	45	1263	21	10	49	52819
Rajshahi	86158	1381	87539	693	812	4235	337	4572	123	135	55	92111
Natore	45553	504	46057	232	301	1472	72	1544	18	33	41	47601
Pabna	100629	365	100994	296	176	2809	71	2880	13	16	58	103874
Seraiganj	117467	737	118204	348	314	4599	120	4719	40	34	123	122923
Rajshahi Div.	582117	4542	586659	2615	2462	19303	895	20198	250	294	523	606857
Kustia	70123	476	70599	198	237	2215	92	2307	19	13	70	72906
Meherpur	34218	158	34376	78	126	494	46	540	0	2	13	34916
Chuadanga	51228	269	51497	168	193	1316	82	1398	10	24	48	52895
Jhenaidaha	48140	285	48425	173	164	1578	65	1643	21	37	23	50068
Magura	25392	193	25585	96	104	1456	52	1508	3	2	44	27093
Narail	17502	125	17627	81	74	416	12	428	2	6	4	18055
Jashore	123874	463	124337	355	294	3140	83	3223	17	29	66	127560
Khulna	67775	1000	68775	506	375	1609	71	1680	16	15	24	70455
Bagerhat	40839	437	41276	281	241	1374	69	1443	15	16	21	42719
Satkhira	64894	356	65250	193	162	1260	53	1313	10	7	55	66563
Khulna Div.	543985	3762	547747	2129	1970	14858	625	15483	113	151	368	563230
Barguna	37120	590	37710	310	326	1593	63	1656	49	21	34	39366
Patuakhali	70159	495	70654	278	1581	2621	107	2728	66	29	76	73382
Barishal	62105	589	62694	436	316	2791	104	2895	34	15	68	65589
Jhalakati	15977	165	16142	125	45	462	39	501	20	15	14	16643
Bhola	111466	666	112132	774	644	3707	151	3858	27	43	111	115990
Pirojpur	28443	318	28761	242	154	1038	44	1082	12	8	44	29843
Barishal Div.	325270	2823	328093	2165	3066	12212	508	12720	208	131	347	340813

Name of District	Injectable											Total Injectable
	Normal					Postpartum					Postpartum Expire	
	Old	New	Total	Drop out		Old	New	Total	Drop out			
				No Methd	Switch Over				No Methd	Switch Over		
Gopalganj	21363	260	21623	142	77	917	27	944	3	3	16	22567
Madaripur	34762	189	34951	137	111	1620	36	1656	17	22	34	36607
Shariatpur	30481	184	30665	186	98	1412	29	1441	11	1	22	32106
Faridpur	43904	489	44393	259	204	1078	58	1136	35	21	37	45529
Rajbari	31994	252	32246	170	145	1122	40	1162	9	10	25	33408
Dhaka	91343	590	91933	307	243	3757	132	3889	51	31	74	95822
Gazipur	40318	222	40540	135	66	1192	38	1230	1	4	28	41770
Munshiganj	31737	134	31871	119	92	1546	38	1584	39	9	23	33455
Narayanganj	71501	644	72145	381	277	3071	89	3160	29	23	88	75305
Narshingdi	64190	436	64626	315	407	2662	96	2758	52	36	44	67384
Manikganj	34932	306	35238	222	126	1141	54	1195	11	10	24	36433
Tangail	99551	515	100066	453	248	2124	71	2195	36	15	55	102261
Kishoreganj	65130	908	66038	550	529	3154	167	3321	61	53	54	69359
Dhaka Div.	661206	5129	666335	3376	2623	24796	875	25671	355	238	524	692006
Jamalpur	85390	274	85664	264	161	2588	75	2663	22	5	38	88327
Sherpur	51782	207	51989	187	121	1328	35	1363	12	21	47	53352
Mymensingh	118497	950	119447	665	488	5927	213	6140	92	25	198	125587
Netrokona	47808	416	48224	296	252	3221	108	3329	33	11	77	51553
Mymensingh Div.	303477	1847	305324	1412	1022	13064	431	13495	159	62	360	318819
Brahmanbaria	68652	412	69064	555	131	3800	123	3923	107	8	75	72987
Cumilla	172743	951	173694	737	451	8725	375	9100	87	60	141	182794
Chandpur	73932	383	74315	330	231	3287	124	3411	14	32	88	77726
Feni	39093	309	39402	217	130	2309	92	2401	22	12	22	41803
Noakhali	93666	418	94084	421	123	6433	168	6601	39	17	84	100685
Lakshmpur	68365	299	68664	213	66	3752	195	3947	20	7	89	72611
Chattogram	112927	847	113774	601	393	7080	226	7306	55	38	129	121080
Cox's Bazar	87705	752	88457	515	266	7579	273	7852	66	55	136	96309
Rangamati	13268	88	13356	71	62	389	10	399	3	0	8	13755
Khagrachhari	16538	83	16621	67	48	502	5	507	3	2	6	17128
Bandarban	11475	174	11649	189	102	862	45	907	15	10	13	12556
Chattogram Div.	758364	4716	763080	3916	2003	44718	1636	46354	431	241	791	809434
Sylhet	97125	712	97837	553	104	5921	133	6054	68	29	67	103891
Habiganj	41910	270	42180	302	95	3377	70	3447	10	3	25	45627
Moulavi Bazar	39343	276	39619	286	129	1432	47	1479	15	13	13	41098
Sunamganj	46948	637	47585	444	225	3848	152	4000	36	20	51	51585
Sylhet Div.	225326	1895	227221	1585	553	14578	402	14980	129	65	156	242201
National	3999058	29191	4028249	20337	16925	161241	6202	167443	1876	1806	3668	4195692

Name of District	IUD												Total IUD
	Normal					Postpartum							
	Old	New	Total	Drop out		Old	New	Total	Drop out		Postpartum Expire		
				No Methd	Switch Over				No Methd	Switch Over			
Dinajpur	9995	60	10055	35	34	340	14	354	4	3	10	10409	
Thakurgaon	1794	6	1800	6	1	69	3	72	0	0	2	1872	
Panchgarh	3962	10	3972	8	9	55	0	55	1	0	1	4027	
Nilphamari	5532	41	5573	25	31	231	4	235	0	1	5	5808	
Rangpur	13191	52	13243	67	14	547	4	551	2	1	9	13794	
Kurigram	11605	92	11697	48	33	166	6	172	3	1	4	11869	
Gaibandha	17067	54	17121	114	46	297	3	300	3	0	6	17421	
Lalmonirhat	2602	32	2634	105	32	141	8	149	1	2	2	2783	
Rangpur Div.	65748	347	66095	408	200	1846	42	1888	14	8	39	67983	
Bogrua	19185	41	19226	64	25	226	7	233	5	0	6	19459	
Joipurhat	3092	19	3111	4	9	48	0	48	0	0	2	3159	
Naogaon	10105	42	10147	38	22	239	12	251	89	0	10	10398	
Nawabganj	5280	22	5302	12	7	158	2	160	2	0	4	5462	
Rajshahi	7089	35	7124	25	20	198	4	202	1	1	5	7326	
Natore	7649	32	7681	19	17	168	9	177	3	3	7	7858	
Pabna	21402	45	21447	76	18	204	10	214	15	1	2	21661	
Serajganj	20445	149	20594	68	36	1481	9	1490	5	1	3	22084	
Rajshahi Div.	94247	385	94632	306	154	2722	53	2775	120	6	39	97407	
Kustia	4736	12	4748	14	10	63	2	65	1	0	3	4813	
Meherpur	2040	1	2041	4	5	27	0	27	0	0	2	2068	
Chuadanga	4410	22	4432	16	8	100	5	105	0	0	2	4537	
Jhenaidaha	7213	21	7234	27	12	154	2	156	0	0	2	7390	
Magura	3764	30	3794	6	10	175	7	182	7	0	1	3976	
Narail	4380	4	4384	29	5	45	0	45	0	1	1	4429	
Jashore	16767	36	16803	33	19	346	4	350	1	2	7	17153	
Khulna	12739	56	12795	50	25	456	9	465	228	2	10	13260	
Bagerhat	9670	38	9708	37	15	381	3	384	0	0	1	10092	
Satkhira	9467	22	9489	17	4	428	2	430	1	2	5	9919	
Khulna Div.	75186	242	75428	233	113	2175	34	2209	238	7	34	77637	
Barguna	4285	29	4314	21	14	116	1	117	2	1	1	4431	
Patuakhali	8162	40	8202	30	22	445	8	453	2	0	7	8655	
Barishal	12021	36	12057	47	20	379	3	382	0	0	5	12439	
Jhalakati	4479	10	4489	19	11	85	4	89	2	2	2	4578	
Bhola	10788	31	10819	18	12	278	9	287	0	0	3	11106	
Pirojpur	9055	30	9085	36	26	231	4	235	0	2	5	9320	
Barishal Div.	48790	176	48966	171	105	1534	29	1563	6	5	23	50529	

Name of District	IUD												Total IUD
	Normal					Postpartum					Postpartum Expire		
	Old	New	Total	Drop out		Old	New	Total	Drop out				
				No Methd	Switch Over				No Methd	Switch Over			
Gopalganj	4362	9	4371	14	4	102	1	103	0	0	4	4474	
Madaripur	7396	43	7439	27	10	272	7	279	0	0	4	7718	
Shariatpur	8987	42	9029	37	12	272	1	273	4	2	8	9302	
Faridpur	14399	75	14474	65	20	298	10	308	2	1	23	14782	
Rajbari	5965	25	5990	25	14	97	0	97	1	1	3	6087	
Dhaka	21037	85	21122	40	23	782	21	803	3	2	9	21925	
Gazipur	8915	21	8936	19	6	139	4	143	1	0	0	9079	
Munshiganj	7430	13	7443	43	17	349	4	353	3	2	11	7796	
Narayanganj	11494	41	11535	45	24	398	5	403	4	2	2	11938	
Narshingdi	14872	34	14906	27	22	430	7	437	2	1	6	15343	
Manikganj	6976	23	6999	21	15	89	3	92	0	0	7	7091	
Tangail	20345	81	20426	72	25	311	4	315	3	5	5	20741	
Kishoreganj	19042	73	19115	70	45	671	15	686	3	7	3	19801	
Dhaka Div.	151220	565	151785	505	237	4210	82	4292	26	23	85	156077	
Jamalpur	14599	29	14628	24	11	254	3	257	5	0	3	14885	
Sherpur	6766	11	6777	12	9	61	4	65	0	0	3	6842	
Mymensingh	21648	66	21714	42	41	625	7	632	12	2	3	22346	
Netrokona	7618	19	7637	30	14	389	1	390	2	1	1	8027	
Mymensingh Div.	50631	125	50756	108	75	1329	15	1344	19	3	10	52100	
Brahmanbaria	17443	39	17482	140	31	610	14	624	3	1	9	18106	
Cumilla	36843	208	37051	142	50	1998	95	2093	25	18	30	39144	
Chandpur	12777	72	12849	62	44	1211	36	1247	2	7	25	14096	
Feni	9934	48	9982	30	17	850	68	918	1	1	3	10900	
Noakhali	18073	54	18127	66	10	1343	13	1356	3	2	12	19483	
Lakshimpur	8007	15	8022	52	5	442	9	451	3	0	7	8473	
Chattogram	41629	129	41758	155	53	1803	39	1842	4	2	31	43600	
Cox's Bazar	11537	22	11559	50	7	1309	32	1341	3	0	14	12900	
Rangamati	4946	16	4962	22	12	322	9	331	2	0	13	5293	
Khagrachhari	3921	18	3939	18	5	192	5	197	0	0	0	4136	
Bandarban	3845	15	3860	55	31	363	10	373	2	2	5	4233	
Chattogram Div.	168955	636	169591	792	265	10443	330	10773	48	33	149	180364	
Sylhet	15696	19	15715	46	16	889	8	897	6	0	23	16612	
Habiganj	10040	7	10047	17	5	794	33	827	2	0	8	10874	
Moulavi Bazar	10989	24	11013	40	20	501	22	523	4	3	5	11536	
Sunamganj	12685	10	12695	39	12	750	17	767	2	0	3	13462	
Sylhet Div.	49410	60	49470	142	53	2934	80	3014	14	3	39	52484	
National	704187	2536	706723	2665	1202	27193	665	27858	485	88	418	734581	

Name of District	Implant											Total Implant
	Normal					Postpartum					Postpartum Expire	
	Old	New	Total	Drop out		Old	New	Total	Drop out			
				No Methd	Switch Over				No Methd	Switch Over		
Dinajpur	40295	293	40588	129	212	2498	67	2565	10	10	82	43153
Thakurgaon	13434	78	13512	51	69	326	13	339	2	0	12	13851
Panchgarh	12625	56	12681	31	51	272	10	282	1	0	5	12963
Nilphamari	18862	58	18920	65	54	991	11	1002	1	5	40	19922
Rangpur	31678	156	31834	111	64	1330	21	1351	8	3	25	33185
Kurigram	18447	84	18531	84	72	793	9	802	3	3	24	19333
Gaibandha	28222	46	28268	133	91	993	7	1000	8	1	20	29268
Lalmonirhat	12706	57	12763	33	44	487	10	497	15	4	18	13260
Rangpur Div.	176269	828	177097	637	657	7690	148	7838	48	26	226	184935
Bogura	51671	256	51927	193	221	2454	52	2506	6	4	88	54433
Joipurhat	14595	164	14759	25	48	694	29	723	1	2	47	15482
Naogaon	22464	138	22602	113	111	837	11	848	5	3	32	23450
Nawabganj	6955	82	7037	18	47	249	6	255	7	0	10	7292
Rajshahi	20242	151	20393	74	101	1026	19	1045	3	0	16	21438
Natore	20296	167	20463	71	96	1150	42	1192	14	5	37	21655
Pabna	22562	84	22646	42	54	659	20	679	1	5	8	23325
Serajganj	20998	95	21093	65	83	1119	15	1134	9	2	24	22227
Rajshahi Div.	179783	1137	180920	601	761	8188	194	8382	46	21	262	189302
Kustia	11993	95	12088	32	35	411	15	426	0	2	17	12514
Meherpur	3436	5	3441	6	8	70	0	70	0	1	0	3511
Chuadanga	9445	102	9547	18	34	314	18	332	3	8	22	9879
Jhenaidaha	16365	76	16441	56	41	698	22	720	1	4	12	17161
Magura	9488	39	9527	40	19	599	11	610	3	3	12	10137
Narail	6325	7	6332	14	8	224	2	226	0	0	1	6558
Jashore	29030	64	29094	58	53	1119	10	1129	2	2	24	30223
Khulna	29682	136	29818	91	47	980	14	994	3	2	192	30812
Bagerhat	13942	46	13988	27	25	915	2	917	1	592	14	14905
Satkhira	15690	33	15723	28	42	566	1	567	0	0	19	16290
Khulna Div.	145396	603	145999	370	312	5896	95	5991	13	614	313	151990
Barguna	12456	69	12525	30	31	726	14	740	5	10	23	13265
Patuakhali	22034	25	22059	61	62	1192	31	1223	3	3	14	23282
Barishal	20920	44	20964	59	37	1000	5	1005	2	3	25	21969
Jhalakati	6576	13	6589	20	4	259	2	261	2	2	3	6850
Bhola	21745	65	21810	50	53	788	19	807	35	0	3	22617
Pirojpur	11201	20	11221	40	21	677	3	680	11	2	237	11901
Barishal Div.	94932	236	95168	260	208	4642	74	4716	58	20	305	99884

Name of District	Implant												Total Implant
	Normal					Postpartum							
	Old	New	Total	Drop out		Old	New	Total	Drop out		Postpartum Expire		
				No Methd	Switch Over				No Methd	Switch Over			
Gopalganj	9539	10	9549	20	12	626	6	632	1	1	15	10181	
Madaripur	15331	15	15346	31	20	740	3	743	1	0	14	16089	
Shariatpur	8708	10	8718	16	9	586	27	613	4	0	11	9331	
Faridpur	20075	132	20207	83	43	929	11	940	2	3	30	21147	
Rajbari	14511	73	14584	40	45	640	16	656	1	2	24	15240	
Dhaka	28086	55	28141	29	30	1562	19	1581	8	3	13	29722	
Gazipur	15004	19	15023	44	11	522	4	526	1	0	11	15549	
Munshiganj	10511	25	10536	31	39	643	10	653	1	7	16	11189	
Narayanganj	17163	57	17220	42	40	925	2	927	9	3	17	18147	
Narshingdi	13602	34	13636	19	15	713	5	718	1	0	136	14354	
Manikganj	14390	87	14477	58	54	520	16	536	3	1	19	15013	
Tangail	39413	128	39541	108	97	1150	15	1165	3	2	30	40706	
Kishoreganj	31934	147	32081	97	62	1941	36	1977	8	7	37	34058	
Dhaka Div.	238267	792	239059	618	477	11497	170	11667	43	29	373	250726	
Jamalpur	28735	40	28775	65	42	1167	13	1180	5	2	15	29955	
Sherpur	19201	82	19283	47	27	543	18	561	0	1	22	19844	
Mymensingh	44079	110	44189	92	78	1968	8	1976	12	7	53	46165	
Netrokona	21735	55	21790	62	45	1675	13	1688	3	9	23	23478	
Mymensingh Div.	113750	287	114037	266	192	5353	52	5405	20	19	113	119442	
Brahmanbaria	23326	29	23355	77	51	2588	16	2604	10	1	45	25959	
Cumilla	39310	143	39453	174	50	3147	89	3236	24	18	41	42689	
Chandpur	19336	61	19397	63	34	2321	21	2342	7	3	46	21739	
Feni	11883	21	11904	24	32	1483	17	1500	2	1	5	13404	
Noakhali	25699	54	25753	57	7	3561	9	3570	10	12	35	29323	
Lakshmipur	15037	30	15067	37	10	1291	5	1296	3	2	23	16363	
Chattogram	56728	58	56786	154	69	3646	14	3660	9	8	47	60446	
Cox's Bazar	27176	54	27230	89	43	2784	28	2812	13	11	23	30042	
Rangamati	10249	5	10254	13	8	434	1	435	0	1	20	10689	
Khagrachhari	7090	6	7096	19	1	296	4	300	6	0	1	7396	
Bandarban	6343	0	6343	43	22	638	0	638	8	0	1	6981	
Chattogram Div.	242177	461	242638	750	327	22189	204	22393	92	57	287	265031	
Sylhet	32073	18	32091	56	20	3106	9	3115	2	2	26	35206	
Habiganj	14064	14	14078	17	11	2133	3	2136	1	2	17	16214	
Moulavi Bazar	17315	25	17340	43	22	1176	2	1178	0	0	13	18518	
Sunamganj	21845	18	21863	76	30	2720	8	2728	9	4	17	24591	
Sylhet Div.	85297	75	85372	192	83	9135	22	9157	12	8	73	94529	
National	1275871	4419	1280290	3694	3017	74590	959	75549	332	794	1952	1355839	

Name of District	Permanent Method															Postpartum Expire	Total Permanent Method	Total Acceptors	CAR(%)
	Male							Female											
	Normal			Postpartum			Total Male	Normal			Postpartum			Total Female					
	Old	New	Total	Old	New	Total		Old	New	Total	Old	New	Total						
Dinaipur	70	0	70	66335	506	66841	66911	2190	67	2257	0	5	5	2262	549085	69173	546649	81.7	
Thakurgaon	4	1	5	19884	3	19887	19892	403	9	412	0	2	2	414	243052	20306	241899	79.0	
Panchgarh	9	0	9	12704	9	12713	12722	435	20	455	0	14	14	469	192895	13191	192120	80.9	
Nilphamari	69	1	70	37941	19	37960	38030	1175	30	1205	0	2	2	1207	338480	39237	337523	81.2	
Rangpur	123	0	123	33533	642	34175	34298	2034	21	2055	0	13	13	2068	485241	36366	505212	81.1	
Kurigram	1	0	1	22313	21	22334	22335	467	15	482	0	814	814	1296	417292	23631	415921	76.8	
Gaibandha	13	0	13	34577	14	34591	34604	1186	30	1216	0	24	24	1240	450832	35844	450091	80.9	
Lalmonirhat	4	0	4	22280	17	22297	22301	531	11	542	0	5	5	547	228358	22848	227116	80.4	
Rangpur Div.	293	2	295	#####	1231	250798	251093	8421	203	8624	0	879	879	9503	2905235	260596	2916531	80.3	
Bogura	57	0	57	51947	28	51975	52032	1551	71	1622	0	22	22	1644	0	53676	637418	82.1	
Joipurhat	10	0	10	19334	10	19344	19354	348	5	353	0	1	1	354	0	19708	179465	83.6	
Naogaon	14	0	14	68482	39	68521	68535	2176	55	2231	0	15	15	2246	0	70781	473966	79.7	
Nawabganj	6	0	6	32668	54	32722	32728	1253	33	1286	0	25	25	1311	0	34039	304411	79.9	
Rajshahi	539	0	539	68089	58	68147	68686	4381	50	4431	0	52	52	4483	0	73169	505163	81.3	
Natore	52	0	52	51633	22	51655	51707	1492	63	1555	0	23	23	1578	0	53285	341380	82.1	
Pabna	11	0	11	37165	23	37188	37199	648	20	668	0	12	12	680	0	37879	468658	79.0	
Seraiganj	3	0	3	21519	282	21801	21804	1485	52	1537	0	19	19	1556	0	23360	545105	81.8	
Rajshahi Div.	692	0	692	#####	516	351353	352045	13334	349	13683	0	169	169	13852	0	365897	3455566	81.0	
Kustia	22	0	22	57340	27	57367	57389	2120	84	2204	0	17	17	2221	367510	59610	365316	79.0	
Meherpur	0	0	0	23872	14	23886	23886	874	31	905	0	0	0	905	128784	24791	128514	79.0	
Chuadanga	0	0	0	29407	35	29442	29442	1478	34	1512	0	4	4	1516	215631	30958	214737	82.3	
Jhenaidaha	0	0	0	44570	35	44605	44605	1728	41	1769	0	6	6	1775	309613	46380	309653	78.4	
Magura	3	0	3	18508	10	18518	18521	1043	16	1059	0	0	0	1059	153145	19580	152358	78.6	
Narail	0	0	0	14444	6	14450	14450	418	9	427	0	41	41	468	121273	14918	120856	77.8	
Jashore	100	0	100	47581	19	47600	47700	899	17	916	0	7	7	923	497220	48623	496392	80.2	
Khulna	8	1	9	33640	22	33662	33671	702	21	723	0	92	92	815	403937	34486	403146	80.5	
Bagerhat	32	0	32	20252	7	20259	20291	531	9	540	0	7	7	547	246967	20838	246542	81.0	
Satkhira	1	0	1	37144	17	37161	37162	1093	23	1116	0	8	8	1124	353639	38286	352428	80.0	
Khulna Div.	166	1	167	#####	192	326950	327117	10886	285	11171	0	182	182	11353	2797709	338470	2789942	79.8	
Barguna	324	0	324	8112	24	8136	8460	549	14	563	0	4	4	567	156314	9027	156793	78.8	
Patuakhali	9	0	9	17336	7	17343	17352	1132	47	1179	0	26	26	1205	271933	18557	272255	80.1	
Barishal	31	0	31	27148	26	27174	27205	1039	35	1074	0	174	174	1248	330248	28453	329204	76.9	
Jhalakati	12	0	12	7707	6	7713	7725	351	14	365	0	0	0	365	90099	8090	90251	77.8	
Bhola	37	2	39	9663	42	9705	9744	136	4	140	0	40	40	180	303032	9924	301891	80.9	
Pirojpur	4	0	4	9718	6	9724	9728	638	11	649	0	3	3	652	164837	10380	164274	79.5	
Barishal Div.	417	2	419	79684	111	79795	80214	3845	125	3970	0	247	247	4217	1316463	84431	1314668	79.1	

Name of District	Permanent Method														Postpartum Expire	Total Permanent Method	Total Acceptors	CAR(%)
	Male							Female										
	Normal			Postpartum			Total Male	Normal			Postpartum			Total Female				
	Old	New	Total	Old	New	Total		Old	New	Total	Old	New	Total					
Gopalganj	8	0	8	19858	15	19873	19881	644	18	662	0	1	1	663	177143	20544	177309	79.6
Madaripur	11	0	11	14738	187	14925	14936	599	26	625	0	2	2	627	184680	15563	183784	78.0
Shariatpur	3	0	3	11864	10	11874	11877	484	14	498	0	15	15	513	165961	12390	165369	76.2
Faridpur	0	0	0	36769	45	36814	36814	1460	43	1503	0	39	39	1542	315264	38356	315995	79.2
Rajbari	0	0	0	17478	10	17488	17488	368	12	380	0	22	22	402	186109	17890	185223	78.4
Dhaka	170	3	173	49682	31	49713	49886	2900	133	3033	0	38	38	3071	564660	52957	561291	75.7
Gazipur	4	0	4	33534	4	33538	33542	675	34	709	0	33	33	742	326467	34284	325237	75.9
Munshiganj	5	0	5	27913	8	27921	27926	1551	58	1609	0	23	23	1632	228470	29558	226928	74.7
Narayanganj	60	4	64	32689	21	32710	32774	1329	40	1369	0	28	28	1397	405888	34171	407270	75.4
Narshingdi	2	0	2	32261	11	32272	32274	2356	114	2470	0	21	21	2491	337042	34765	326956	74.1
Manikganj	0	0	0	29675	19	29694	29694	1030	27	1057	0	4	4	1061	240004	30755	238928	77.3
Tangail	5	0	5	59445	22	59467	59472	2415	76	2491	0	22	22	2513	660122	61985	660034	77.6
Kishoreganj	27	1	28	44773	46	44819	44847	1793	37	1830	0	82	82	1912	453982	46759	453895	79.7
Dhaka Div.	295	8	303	#####	429	411108	411411	17604	632	18236	0	330	330	18566	4245792	429977	4228219	76.9
Jamalpur	38	0	38	28115	11	28126	28164	1212	26	1238	0	21	21	1259	393548	29423	392444	79.8
Sherpur	0	0	0	16571	25	16596	16596	833	40	873	0	3	3	876	252942	17472	253324	78.2
Mymensingh	58	1	59	44805	21	44826	44885	1029	56	1085	0	43	43	1128	845896	46013	842759	79.2
Netrokona	171	0	171	25628	6	25634	25805	1140	19	1159	0	10	10	1169	334632	26974	332963	78.6
Mymensingh Div.	267	1	268	#####	63	115182	115450	4214	141	4355	0	77	77	4432	1827018	119882	1821490	79.1
Brahmanbaria	15	0	15	42713	19	42732	42747	1313	33	1346	0	19	19	1365	376437	44112	375974	69.8
Cumilla	31	0	31	84693	60	84753	84784	4813	122	4935	0	186	186	5121	854011	89905	858681	76.6
Chandpur	13	1	14	34006	9	34015	34029	2161	53	2214	0	36	36	2250	365914	36279	365299	76.5
Feni	5	0	5	23272	5	23277	23282	2309	51	2360	0	65	65	2425	208440	25707	206752	72.5
Noakhali	51	0	51	39857	11	39868	39919	2317	49	2366	0	5	5	2371	449958	42290	447054	75.3
Lakshmipur	1	0	1	14916	8	14924	14925	1687	20	1707	0	22	22	1729	241026	16654	239674	72.5
Chattoagram	152	1	153	60359	27	60386	60539	1446	36	1482	0	68	68	1550	797519	62089	795330	74.3
Cox's Bazar	123	1	124	15041	10	15051	15175	980	16	996	0	97	97	1093	348017	16268	346291	80.2
Rangamati	1	0	1	4459	2	4461	4462	94	4	98	0	0	0	98	82583	4560	82562	81.7
Khagrachhari	2	0	2	4673	1	4674	4676	18	1	19	0	11	11	30	89058	4706	89131	77.5
Bandarban	34	0	34	2439	0	2439	2473	24	2	26	0	5	5	31	59817	2504	59683	80.6
Chattoagram Div.	428	3	431	#####	152	326580	327011	17162	387	17549	0	514	514	18063	3872780	345074	3866431	75.2
Sylhet	76	0	76	45882	19	45901	45977	1584	19	1603	0	127	127	1730	468356	47707	467729	77.3
Habiganj	188	0	188	30725	24	30749	30937	1405	33	1438	0	10	10	1448	307406	32385	305813	76.7
Moulavi Bazar	25	0	25	30750	16	30766	30791	1054	18	1072	0	25	25	1097	263882	31888	263048	76.8
Sunamganj	128	0	128	33595	13	33608	33736	1132	24	1156	0	26	26	1182	318117	34918	317565	77.8
Sylhet Div.	417	0	417	#####	72	141024	141441	5175	94	5269	0	188	188	5457	1357761	146898	1354155	77.2
National	2975	17	2992	#####	2766	#####	2005782	80641	2216	82857	0	2586	2586	85443	18322758	2091225	21747002	78.4

Table -12: Number of New and Total Acceptors upto the end of June,21 and July,21

Method	New Acceptors		% Change of July '21 over June,21	Total Acceptors		% Change of July '21 over June,21
	June '21	July '21		June '21	July '21	
Per.Method (Male)	938	434	-53.7	741602	739357	-0.3
Per.Method (Female)	5007	4982	-0.5	2085059	2085647	0.0
Per.Method (Total)	5945	5416	-8.9	2826661	2825004	-0.1
IUD	6285	5010	-20.3	732706	731969	-0.1
Implant	15073	7102	-52.9	1397944	1393933	-0.3
Injectables	49482	46364	-6.3	4222488	4224676	0.1
Oral Pill	100451	96084	-4.3	10553096	10560944	0.1
Condom	38031	36251	-4.7	2055586	2055379	0.0
Total	215267	196227	-8.8	21788481	21791905	0.0

Table -13: CAR(%) by Division upto the end of June 2021 and July 2021

Division	June '21	July '21	% Change of July '21 over June,21
Rangpur	80.02	79.97	-0.05
Rajshahi	81.35	81.35	0.00
Khulna	80.05	80.05	0.00
Barishal	79.17	79.17	0.00
Dhaka	77.27	77.27	0.00
Mymensingh	79.47	79.32	-0.15
Chattogram	75.39	75.36	-0.03
Sylhet	77.41	77.38	-0.03
National	78.56	78.54	-0.02

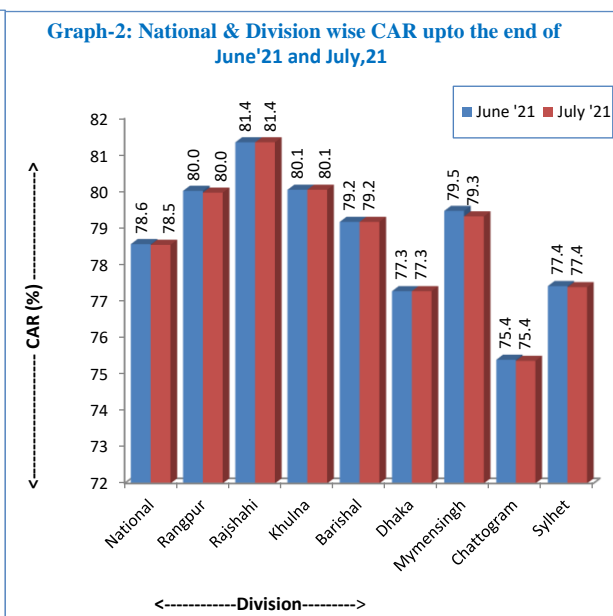
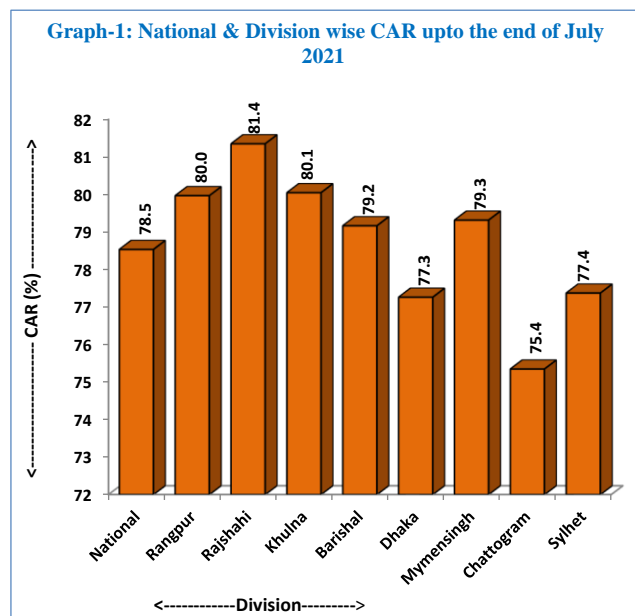


Table -14: District by Range of CAR upto the end of July 2021

Range	Sl.No.	District	CAR (%)
70% & above	1	Joipurhat	83.85
	2	Chuadanga	82.64
	3	Serajganj	82.49
	4	Natore	82.25
	5	Bogura	82.22
	6	Dinajpur	82.06
	7	Rangamati	81.72
	8	Rajshahi	81.53
	9	Nilphamari	81.39
	10	Panchgarh	81.19
	11	Bhola	81.16
	12	Bagerhat	81.15
	13	Gaibandha	80.99
	14	Lalmonirhat	80.82
	15	Bandarban	80.76
	16	Cox's Bazar	80.65
	17	Khulna	80.63
	18	Nawabganj	80.48
	19	Jashore	80.34
	20	Satkhira	80.28
	21	Jamalpur	80.02
	22	Patuakhali	79.98
	23	Naogaon	79.9
	24	Pirojpur	79.82
	25	Kishoreganj	79.7
	26	Gopalganj	79.54
	27	Mymensingh	79.54
	28	Kustia	79.43
	29	Thakurgaon	79.37
	30	Pabna	79.23
	31	Meherpur	79.12
	32	Faridpur	79.06
	33	Magura	79.02
	34	Netrokona	78.96
	35	Rajbari	78.74
	36	Barguna	78.55
	37	Madaripur	78.42
	38	Jhenaidaha	78.39
	39	Narail	78.08
	40	Sherpur	78.04
	41	Sunamganj	77.9
	42	Rangpur	77.87
	43	Jhalakati	77.69
	44	Manikganj	77.65
	45	Tangail	77.59
	46	Khagrachhari	77.43
	47	Sylhet	77.42
	48	Barishal	77.17
	49	Moulavi Bazar	77.07
	50	Habiganj	77.05
	51	Kurigram	77.05
	52	Chandpur	76.66
	53	Shariatpur	76.51
	54	Narshingdi	76.35
	55	Gazipur	76.19
	56	Cumilla	76.14
	57	Dhaka	76.14
	58	Noakhali	75.82
	59	Munshiganj	75.22
	60	Narayanganj	75.17
	61	Chattogram	74.52
	62	Feni	73.09
	63	Lakshmipur	72.89
	64	Brahmanbaria	69.86

Range	Nos of Districts CAR (%)
70% & above	63
60% - 69%	1
0%-59%	Nil

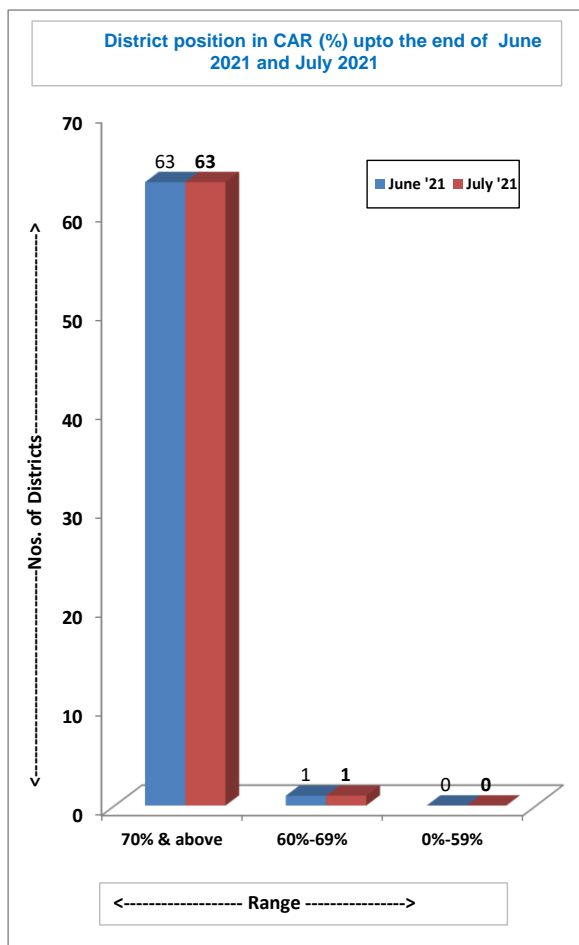


Table -15 : List of Upazila achieved CAR above 70% upto the end of July 2021

Sl. No.	Name of District	Name of Upazila	Total Couples	Total Acceptors	CAR (%)	Sl. No.	Name of District	Name of Upazila	Total Couples	Total Acceptors	CAR (%)
1	Joipurhat	Khetlal	26670	22469	84.2	77	Nilphamari	Dimla	63672	52031	81.7
2	Joipurhat	Panchbibi	55150	46452	84.2	78	Kishoreganj	Bhariab	60964	49815	81.7
3	Mymensingh	Mymensingh	145216	122299	84.2	79	Lalmonirhat	Hatibandha	52173	42614	81.7
4	Serajganj	Sirajganj Sadar	124340	104600	84.1	80	Rajshahi	Poba	77984	63667	81.6
5	Joipurhat	Akkelpur	31296	26278	84	81	Bogura	Sherpur	86056	70257	81.6
6	Bogura	Sariakandi	50212	42064	83.8	82	Pabna	Santhia	90448	73820	81.6
7	Rangamati	Langadu	15879	13293	83.7	83	Rajshahi	Bagha	43313	35294	81.5
8	Joipurhat	Joipurhat Sadar	66130	55314	83.6	84	Cox's Bazar	Teknaf	53243	43384	81.5
9	Bogura	Kahaloo	55796	46534	83.4	85	Jhenaidaha	Kotchandpur	32145	26191	81.5
10	Bogura	Dhunot	68564	57182	83.4	86	Rangamati	Jurachhari	4508	3673	81.5
11	Natore	Gurudashpur	53295	44386	83.3	87	Bagerhat	Sarankhola	20894	17022	81.5
12	Chuadanga	Jiban Nagar	38255	31843	83.2	88	Satkhira	Debhata	27391	22315	81.5
13	Chuadanga	Chuadanga Sadar	70914	59003	83.2	89	Kishoreganj	Nikli	27555	22444	81.5
14	Bagerhat	Bagerhat Sadar	55366	46055	83.2	90	Jashore	Bagherpara	48518	39488	81.4
15	Chuadanga	Alamdanga	81539	67816	83.2	91	Bogura	Adamdighi	45809	37280	81.4
16	Cox's Bazar	Chakariga	85883	71356	83.1	92	Serajganj	Tarash	47441	38608	81.4
17	Joipurhat	Kalai	35287	29305	82.9	93	Gaibandha	Palashbari	59331	48284	81.4
18	Serajganj	Ullahpara	124725	103422	82.9	94	Bandarban	Bandarban	17163	13965	81.4
19	Rajshahi	Bagmara	88654	73467	82.9	95	Gaibandha	Sadullahpur	72260	58754	81.3
20	Dinajpur	Hakimpur	21510	17825	82.9	96	Rajshahi	Durgapur	44982	36570	81.3
21	Khulna	Batiaghata	38971	32274	82.8	97	Kishoreganj	Kishoreganj	73949	60105	81.3
22	Rangamati	Kawkhali	10763	8913	82.8	98	Bandarban	Thanchi	4435	3603	81.2
23	Bagerhat	Kachua	20604	17057	82.8	99	Panchgarh	Debiganj	55940	45444	81.2
24	Dinajpur	Birganj	73916	61175	82.8	100	Nawabganj	Bholahat	25511	20723	81.2
25	Gaibandha	Sundarganj	115301	95357	82.7	101	Bagerhat	Morralganj	58391	47429	81.2
26	Rangamati	Naniarchar	9297	7686	82.7	102	Jashore	Keshobpur	59942	48684	81.2
27	Bogura	Sonatala	39770	32876	82.7	103	Dinajpur	Parbatipur	83713	67976	81.2
28	Dinajpur	Biról	55656	45995	82.6	104	Bogura	Bogra Sadar	95056	77153	81.2
29	Dinajpur	Chirir Bandar	66268	54730	82.6	105	Gaibandha	Gobindaganj	111686	90649	81.2
30	Bogura	Shibganj	91278	75353	82.6	106	Dinajpur	Khanshama	44530	36120	81.1
31	Nilphamari	Nilphamari Sadar	104679	86363	82.5	107	Nilphamari	Saidpur	55866	45297	81.1
32	Bogura	Shajahanpur	80988	66814	82.5	108	Chuadanga	Damurhuda	70061	56802	81.1
33	Serajganj	Kamarkhand	31105	25658	82.5	109	Bhola	Tajumuddin	26739	21673	81.1
34	Rangamati	Rangamati Sadar	20197	16651	82.4	110	Pirojpur	Pirojpur Sadar	28657	23223	81
35	Bagerhat	Fakirhat	30637	25257	82.4	111	Bhola	Charfashion	92355	74841	81
36	Bhola	Monpura	15405	12699	82.4	112	Jashore	Monirampur	97175	78746	81
37	Manikganj	Ghior	35968	29639	82.4	113	Patuakhali	Dashmina	28181	22835	81
38	Natore	Natore Sadar	106024	87367	82.4	114	Bhola	Daulatkhan	34958	28325	81
39	Rajshahi	Godagari	73482	60544	82.4	115	Panchgarh	Panchgarh	63753	51637	81
40	Dinajpur	Birampur	35783	29480	82.4	116	Serajganj	Kazipur	58229	47159	81
41	Serajganj	Shazadpur	115339	94993	82.4	117	Lalmonirhat	Patgram	48614	39371	81
42	Natore	Lalpur	68160	56130	82.4	118	Gaibandha	Fulchhari	37161	30082	81
43	Serajganj	Rayganj	70180	57783	82.3	119	Jashore	Jessore Sadar	152674	123540	80.9
44	Dinajpur	Dinajpur Sadar	102181	84119	82.3	120	Natore	Bagatipara	31307	25314	80.9
45	Naogaon	Manda	92533	76167	82.3	121	Rajshahi	Puthiya	50182	40553	80.8
46	Bandarban	Alikadam	10370	8534	82.3	122	Satkhira	Kaliganj	68004	54950	80.8
47	Khulna	Digholia	94466	77725	82.3	123	Pabna	Ishwardi	73754	59594	80.8
48	Bhola	Lalmonan	64380	52960	82.3	124	Pirojpur	Indurkani	16138	13038	80.8
49	Faridpur	Modhukhali	46905	38570	82.2	125	Gazipur	Gazipur Sadar	98085	79234	80.8
50	Dinajpur	Bochaganj	34595	28443	82.2	126	Jhenaidaha	Harinakunda	43951	35491	80.8
51	Bogura	Dupchanchia	44427	36526	82.2	127	Naogaon	Patnitola	55287	44643	80.7
52	Natore	Singra	87016	71462	82.1	128	Rangamati	Barkal	7510	6063	80.7
53	Nilphamari	Domar	58318	47869	82.1	129	Naogaon	Porsa	30840	24893	80.7
54	Panchgarh	Boda	58450	47975	82.1	130	Naogaon	Sapahar	40011	32287	80.7
55	Lalmonirhat	Aditmari	49360	40500	82.1	131	Kishoreganj	Tarail	31401	25333	80.7
56	Rajshahi	Tanore	46723	38317	82	132	Kustia	Bheramara	52100	42028	80.7
57	Bhola	Bhola Sadar	87624	71858	82	133	Khulna	Dacope	31847	25682	80.6
58	Natore	Baraigram	69765	57208	82	134	Kishoreganj	Austagram	30057	24238	80.6
59	Khulna	Dumuria	65642	53778	81.9	135	Bogura	Nandigram	43466	35050	80.6
60	Bogura	Gabtal	75008	61439	81.9	136	Nawabganj	Gomostapur	66258	53428	80.6
61	Satkhira	Asasuni	57618	47192	81.9	137	Pirojpur	Bhandaria	25095	20233	80.6
62	Dinajpur	Fulbari	37360	30599	81.9	138	Pirojpur	Nesarabad	41433	33405	80.6
63	Jamalpur	Jamalpur Sadar	135861	111268	81.9	139	Pabna	Chatmohor	75041	60492	80.6
64	Naogaon	Niamatpur	58923	48236	81.9	140	Naogaon	Naogaon Sadar	63027	50807	80.6
65	Nawabganj	Nachol	34614	28333	81.9	141	Rangpur	Gangachara	69318	55868	80.6
66	Rajshahi	Boalia (Sadar)	102225	83645	81.8	142	Manikganj	Shibalaya	35427	28549	80.6
67	Rangamati	Rajasthali	4693	3840	81.8	143	Rangamati	Baghaichhari	12824	10333	80.6
68	Rangamati	Belaichhari	4889	4000	81.8	144	Thakurgaon	Ranisankail	50300	40527	80.6
69	Cox's Bazar	Ramu	46662	38174	81.8	145	Patuakhali	Golachipa	82547	66495	80.6
70	Bagerhat	Mongla	27579	22560	81.8	146	Gopalganj	Muksudpur	56388	45422	80.6
71	Manikganj	Saturia	39093	31977	81.8	147	Netrokona	Netrokona	70637	56895	80.5
72	Serajganj	Belkuchi	71908	58804	81.8	148	Gopalganj	Gopalganj	57789	46534	80.5
73	Dinajpur	Kaharole	35952	29400	81.8	149	Kishoreganj	Katiadi	61952	49886	80.5
74	Bandarban	Naikhongchhari	12003	9813	81.8	150	Chattogram	Banshkhali	81394	65540	80.5
75	Cox's Bazar	Moheshkhali	59803	48877	81.7	151	Tangail	Modhupur	113812	91642	80.5
76	Dinajpur	Nawabganj	51491	42079	81.7	152	Bandarban	Ruma	5000	4023	80.5
153	Faridpur	Faridpur Sadar	97452	78388	80.4	231	Kurigram	Rajarhat	47931	38012	79.3
154	Panchgarh	Tentulia	29755	23934	80.4	232	Pabna	Bhangoora	29852	23665	79.3
155	Meherpur	Mujibnagar	22726	18276	80.4	233	Rangpur	Taraganj	36279	28759	79.3
156	Serajganj	Chouhali	22581	18158	80.4	234	Mymensingh	Fulbaria	88078	69819	79.3
157	Faridpur	Nagarkanda	38875	31245	80.4	235	Sunamganj	Dharmapasa	45188	35815	79.3
158	Magura	Magura Sadar	80484	64666	80.3	236	Cox's Bazar	Coxs Bazar	84344	66827	79.2

Sl. No.	Name of District	Name of Upazila	Total Couples	Total Acceptors	CAR (%)	Sl. No.	Name of District	Name of Upazila	Total Couples	Total Acceptors	CAR (%)
159	Cumilla	Chouddagram	88388	71001	80.3	237	Rajbari	Pangsha	57818	45810	79.2
160	Nawabganj	Shibganj	133610	107311	80.3	238	Kustia	Kumarkhali	73820	58482	79.2
161	Jashore	Abhaynagar	56073	45033	80.3	239	Habiganj	Lakhai	29638	23475	79.2
162	Panchgarh	Atowari	29523	23710	80.3	240	Pabna	Atghoria	36197	28669	79.2
163	Kustia	Khoksa	30779	24709	80.3	241	Pirojpur	Kawkhali	12533	9923	79.2
164	Nilphamari	Jaldhaka	78509	63020	80.3	242	Rajshahi	Mohanpur	44410	35155	79.2
165	Gaibandha	Gaibandha Sadar	103628	83157	80.2	243	Kishoreganj	Karimganj	56019	44344	79.2
166	Cox's Bazar	Pekua	33581	26947	80.2	244	Patuakhali	Kalapara	53521	42366	79.2
167	Khagrachhari	Lakshmichhari	5694	4569	80.2	245	Cumilla	Brahmanpara	42409	33566	79.1
168	Barguna	Patharghata	34622	27776	80.2	246	Barguna	Amtali	66476	52609	79.1
169	Meherpur	Meherpur Sadar	62410	50069	80.2	247	Jhenaidaha	Moheshpur	72742	57563	79.1
170	Rangpur	Pirgachha	75750	60765	80.2	248	Netrokona	Kalmakanda	51904	41073	79.1
171	Dinajpur	Ghoraghat	25678	20598	80.2	249	Mymensingh	Bhaluka	91117	72082	79.1
172	Jamalpur	Dewanganj	60071	48155	80.2	250	Mymensingh	Haluaghat	67757	53596	79.1
173	Mymensingh	Gouripur	63861	51189	80.2	251	Narail	Kalia	45313	35832	79.1
174	Lalmonirhat	Lalmonirhat Sadar	78508	62928	80.2	252	Habiganj	Azmiriganj	20937	16553	79.1
175	Nilphamari	Kishoreganj	54620	43777	80.1	253	Satkhira	Kolaroa	52615	41597	79.1
176	Kurigram	Chilmari	31730	25427	80.1	254	Barishal	Uzirpur	48221	38120	79.1
177	Jashore	Sarsa	80389	64416	80.1	255	Sylhet	Sylhet Sadar	164185	129739	79
178	Habiganj	Baniachhong	58933	47211	80.1	256	Kishoreganj	Itna	33134	26173	79
179	Jamalpur	Sharishabari	67402	53992	80.1	257	Kishoreganj	Mithamoin	24435	19300	79
180	Madaripur	Shibchar	58882	47138	80.1	258	Netrokona	Kendua	59596	47064	79
181	Netrokona	Barhatta	34759	27819	80	259	Naogaon	Badalgachhi	49173	38831	79
182	Jhalakati	Rajapur	24302	19444	80	260	Kishoreganj	Bazitpur	46067	36374	79
183	Khulna	Paikgachha	59003	47208	80	261	Rajbari	Rajbari Sadar	72694	57388	78.9
184	Rajshahi	Charghat	49516	39613	80	262	Jashore	Jhikarghachha	70728	55824	78.9
185	Kurigram	Fulbari	42226	33777	80	263	Shariatpur	Janjira	33381	26336	78.9
186	Sherpur	Sribordi	57868	46273	80	264	Jhalakati	Kathalia	21464	16926	78.9
187	Madaripur	Madaripur Sadar	72350	57851	80	265	Kurigram	Char Rajibpur	23937	18871	78.8
188	Bandarban	Lama	19526	15612	80	266	Bagerhat	Mollahat	27553	21711	78.8
189	Barguna	Bmna	14664	11724	80	267	Kustia	Mirpur	78911	62172	78.8
190	Sunamganj	Chhata	55875	44669	79.9	268	Bagerhat	Rampal	34631	27282	78.8
191	Satkhira	Shyamnagar	75477	60336	79.9	269	Bandarban	Rowangchhari	5522	4348	78.7
192	Jamalpur	Melandaha	63433	50708	79.9	270	Sylhet	Jakiganj	37322	29387	78.7
193	Patuakhali	Dumki	13453	10752	79.9	271	Kustia	Kushitia Sadar	115860	91221	78.7
194	Pirojpur	Nazirpur	33107	26458	79.9	272	Rajbari	Goalunda Ghat	26093	20542	78.7
195	Kustia	Daulatpur	111057	88724	79.9	273	Bagerhat	Chitalmari	28714	22602	78.7
196	Cumilla	Debidwar	93442	74634	79.9	274	Rangpur	Rangpur Sadar	138770	109199	78.7
197	Nawabganj	Chapai	120853	96488	79.8	275	Barishal	Gournadi	37461	29468	78.7
198	Mymensingh	Trisal	93263	74459	79.8	276	Tangail	Bhuapur	44182	34736	78.6
199	Satkhira	Tala	63843	50949	79.8	277	Netrokona	Modan	27715	21789	78.6
200	Khagrachhari	Matiranga	25643	20464	79.8	278	Gazipur	Sreepur	103480	81338	78.6
201	Mymensingh	Ishwarganj	82924	66169	79.8	279	Sylhet	Gowainghat	55003	43219	78.6
202	Patuakhali	Patuakhali Sadar	71896	57352	79.8	280	Netrokona	Durgapur	46775	36751	78.6
203	Narail	Lohagara	48232	38455	79.7	281	Noakhali	Chatkhil	45284	35574	78.6
204	Satkhira	Satkhira Sadar	95369	76032	79.7	282	Sunamganj	Sulla	20219	15868	78.5
205	Gopalganj	Kasiani	44416	35399	79.7	283	Kishoreganj	Kuliarchar	36188	28394	78.5
206	Khulna	Koyra	41582	33140	79.7	284	Tangail	Tangail Sadar	121472	95304	78.5
207	Patuakhali	Bauphal	67744	53977	79.7	285	Mymensingh	Phulpur	126023	98873	78.5
208	Khulna	Fuitala	28242	22496	79.7	286	Sunamganj	Bishwamvarpur	28267	22171	78.4
209	Mymensingh	Mukttagacha	90310	71935	79.7	287	Sunamganj	Sadar (South)	29300	22976	78.4
210	Khulna	Rupsha	38862	30948	79.6	288	Jamalpur	Madarganj	54391	42640	78.4
211	Jamalpur	Bakshiganj	42355	33702	79.6	289	Chandpur	Chandpur Sadar	74770	58602	78.4
212	Thakurgaon	Haripur	31783	25287	79.6	290	Manikganj	Daulatpur	35461	27784	78.4
213	Naogaon	Mohadebpur	69890	55598	79.6	291	Thakurgaon	Baliadangi	43069	33744	78.3
214	Faridpur	Saltha	35139	27952	79.5	292	Gaibandha	Shaghata	57000	44639	78.3
215	Thakurgaon	Thakurgaon Sadar	131473	104577	79.5	293	Bhola	Bornanuddin	51756	40512	78.3
216	Khagrachhari	Manikchhari	11927	9486	79.5	294	Naogaon	Atrai	47074	36843	78.3
217	Khulna	Khulna Sadar	75659	60174	79.5	295	Faridpur	Alphadanga	21354	16708	78.2
218	Tangail	Gopalpur	58139	46236	79.5	296	Netrokona	Mohonganj	31843	24909	78.2
219	Sherpur	Nalitabari	58393	46434	79.5	297	Sunamganj	Tahirpur	37694	29482	78.2
220	Lalmonirhat	Kaliganj	53700	42700	79.5	298	Kishoreganj	Hossainpur	39216	30670	78.2
221	Patuakhali	Mirzaganj	24602	19559	79.5	299	Chandpur	Faridganj	84442	66038	78.2
222	Pabna	Bera	58747	46688	79.5	300	Faridpur	Bhanga	56396	44070	78.1
223	Sunamganj	Jogonnathpur	34834	27683	79.5	301	Faridpur	Char	13153	10277	78.1
224	Habiganj	Habiganj Sadar	64507	51260	79.5	302	Barishal	Bakerganj	65031	50808	78.1
225	Netrokona	Atpara	26299	20898	79.5	303	Sylhet	Golapganj	48954	38246	78.1
226	Rangpur	Pirganj	78958	62712	79.4	304	Faridpur	Sadarpur	34854	27228	78.1
227	Mymensingh	Dhubaura	41517	32968	79.4	305	Mymensingh	Gafargaon	88377	69037	78.1
228	Magura	Shalikka	32236	25593	79.4	306	Gopalganj	Kotalipara	44426	34697	78.1
229	Rajbari	Kalukhali	33862	26869	79.3	307	Thakurgaon	Pirganj	49522	38677	78.1
230	Sherpur	Jhenaigati	37986	30136	79.3	308	Mymensingh	Nandail	84420	65921	78.1
309	Khagrachhari	Panchhari	11991	9362	78.1	387	Jhalakati	Jhalakati Sadar	35577	27171	76.4
310	Magura	Sripur	37587	29319	78	388	Moulavi Bazar	Komolganj	47531	36297	76.4
311	Jhenaidaha	Jhenaidaha Sadar	100378	78288	78	389	Noakhali	Kabirhat	37729	28799	76.3
312	Kurigram	Kurigram Sadar	73039	56956	78	390	Kishoreganj	Pakundia	48840	37277	76.3
313	Dhaka	Savar	150661	117473	78	391	Jhenaidaha	Sailkupa	81933	62532	76.3
314	Pirojpur	Mathbaria	49482	38577	78	392	Narail	Narail Sadar	61647	47026	76.3
315	Naogaon	Rani Nagar	43019	33515	77.9	393	Tangail	Basail	39424	30064	76.3
316	Shariatpur	Goshairhat	30633	23863	77.9	394	Feni	Feni Sadar	94014	71652	76.2
317	Gopalganj	Tungipara	19535	15211	77.9	395	Sunamganj	Jamalganj	30302	23065	76.1
318	Meherpur	Gagni	77613	60383	77.8	396	Munshiganj	Gazaria	31762	24158	76.1
319	Jhenaidaha	Kaliganj	63782	49617	77.8	397	Shariatpur	Naria	41579	31621	76.1
320	Narshingdi	Narshingdi Sadar	125425	97523	77.8	398	Cumilla	Monoharganj	51204	38931	76

Sl. No.	Name of District	Name of Upazila	Total Couples	Total Acceptors	CAR (%)	Sl. No.	Name of District	Name of Upazila	Total Couples	Total Acceptors	CAR (%)
321	Jamalpur	Islampur	68141	52982	77.8	399	Sherpur	Nakla	44863	34098	76
322	Jashore	Chowgachha	53085	41265	77.7	400	Cumilla	Laksham	58075	44139	76
323	Madaripur	Kalkini	55732	43321	77.7	401	Feni	Parshuram	20509	15586	76
324	Dhaka	Keraniganj	144491	112222	77.7	402	Brahmanbaria	Ashuganj	29113	22123	76
325	Rangamati	Kaptai	10508	8155	77.6	403	Chattogram	Doublemooring	45281	34393	76
326	Barishal	Babuganj	26652	20668	77.5	404	Narayanganj	Narayanganj	199505	151473	75.9
327	Netrokona	Khaliyahuri	17376	13471	77.5	405	Chattogram	Hathazari	74005	56138	75.9
328	Tangail	Kalihat	90930	70462	77.5	406	Sylhet	South Shurma	56103	42533	75.8
329	Barguna	Barguna Sadar	59598	46170	77.5	407	Sunamganj	Dherai	41046	31103	75.8
330	Sylhet	Kanaighat	48628	37659	77.4	408	Chattogram	Rawzan	65171	49382	75.8
331	Dhaka	Iejgaon	149901	116073	77.4	409	Cumilla	Muradnagar	104539	79075	75.6
332	Moulavi Bazar	Kulaura	62316	48253	77.4	410	Narshingdi	Palash	42445	32101	75.6
333	Cox's Bazar	Kutubdia	24426	18912	77.4	411	Habiganj	Bahubal	36155	27316	75.6
334	Moulavi Bazar	Barlekha	44195	34218	77.4	412	Dhaka	Dhamrai	90582	68414	75.5
335	Pabna	Pabna Sadar	137621	106545	77.4	413	Barishal	Barisal Sadar	84261	63627	75.5
336	Gazipur	Tongi	37090	28708	77.4	414	Kurigram	Roumari	45402	34280	75.5
337	Pabna	Fariapur	28323	21911	77.4	415	Noakhali	Sonaimuri	66653	50315	75.5
338	Moulavi Bazar	Rajnagar	41851	32363	77.3	416	Sylhet	Biani Bazar	34314	25899	75.5
339	Khulna	Ierokhada	26469	20467	77.3	417	Cumilla	Comilla Sadar	84435	63720	75.5
340	Netrokona	Purbadhala	56602	43765	77.3	418	Chandpur	Matlab (South)	43729	32997	75.5
341	Barishal	Agailjhara	28727	22208	77.3	419	Tangail	Shakhipur	69033	52082	75.4
342	Magura	Mohammadpur	43390	33541	77.3	420	Chandpur	Sharasti	49285	37182	75.4
343	Tangail	Ghatail	102961	79578	77.3	421	Rangpur	Mithapukur	98291	74128	75.4
344	Khagrachhari	Dighinala	17126	13236	77.3	422	Sylhet	Biswanath	31417	23677	75.4
345	Cox's Bazar	Ukhiya	43180	33364	77.3	423	Chandpur	Haimchar	18433	13890	75.4
346	Habiganj	Nabiganj	59946	46312	77.3	424	Barishal	Hizla	25626	19307	75.3
347	Rajbari	Baliakandi	45760	35340	77.2	425	Narayanganj	Rupganj	97309	73286	75.3
348	Shariatpur	Damodda	23533	18171	77.2	426	Dhaka	Mirpur	85753	64532	75.3
349	Sylhet	Jaintapur	30993	23918	77.2	427	Noakhali	Subarna Char	54365	40911	75.3
350	Cumilla	Adarsho Sadar	113604	87658	77.2	428	Shariatpur	Palong (Sadar)	42619	32067	75.2
351	Cumilla	Titash	38146	29428	77.1	429	Noakhali	Sudharam	91372	68707	75.2
352	Manikganj	Manikganj Sadar	66188	51058	77.1	430	Tangail	Nagarpur	67002	50330	75.1
353	Narayanganj	Bandar	67738	52233	77.1	431	Gazipur	Kaliganj	56137	42152	75.1
354	Sunamganj	Sunamganj Sadar	43903	33851	77.1	432	Noakhali	Begumganj	113926	85534	75.1
355	Chandpur	Hajiganj	64352	49616	77.1	433	Narshingdi	Monohordi	58207	43698	75.1
356	Moulavi Bazar	Moulavi Bazar	55404	42701	77.1	434	Sylhet	Companiganj	28655	21512	75.1
357	Narshingdi	Belaboo	42012	32375	77.1	435	Cumilla	Meghna	23001	17266	75.1
358	Gazipur	Kaliakair	61049	47040	77.1	436	Khagrachhari	Mahaichhari	9717	7291	75
359	Chattogram	Boalkhali	47242	36399	77	437	Madaripur	Rajoir	48383	36301	75
360	Barishal	Banaripara	29578	22784	77	438	Shariatpur	Bhedarganj	45116	33846	75
361	Moulavi Bazar	Juri	25972	20001	77	439	Lakshmipur	Kamalnagar	34247	25671	75
362	Khagrachhari	Khagrachhari	19818	15260	77	440	Chattogram	Sitakunda	79366	59483	74.9
363	Barguna	Betagi	23515	18105	77	441	Tangail	Delduar	47994	35947	74.9
364	Sherpur	Sherpur Sadar	124824	96093	77	442	Feni	Sonagazi	55365	41462	74.9
365	Pabna	Sujanagar	63299	48692	76.9	443	Cumilla	Chandina	78504	58739	74.8
366	Lakshmipur	Ramgati	35631	27401	76.9	444	Kurigram	Ulipur	106413	79529	74.7
367	Jhalakati	Nalchhiti	34485	26517	76.9	445	Fariapur	Boalmari	54500	40698	74.7
368	Tangail	Mirzapur	95920	73735	76.9	446	Naogaon	Dhamoirhat	44801	33395	74.5
369	Chattogram	Panchlaish	32534	25008	76.9	447	Chattogram	Anwara	48334	36010	74.5
370	Moulavi Bazar	Sreemongal	64884	49831	76.8	448	Chattogram	Rangunia	75916	56469	74.4
371	Kurigram	Bhurungamari	66772	51272	76.8	449	Munshiganj	Lohajong	31376	23331	74.4
372	Barishal	Mehendiganj	50974	39116	76.7	450	Narayanganj	Sonargaon	89646	66610	74.3
373	Noakhali	Hatiya	77295	59274	76.7	451	Chandpur	Motlab (North)	58560	43501	74.3
374	Munshiganj	Tongibari	39076	29963	76.7	452	Munshiganj	Munshiganj	82702	61423	74.3
375	Sylhet	Balaganj	50130	38438	76.7	453	Feni	Fulgazi	24891	18485	74.3
376	Chandpur	Kachua	83510	63990	76.6	454	Manikganj	Harirampur	32464	24096	74.2
377	Noakhali	Senbag	55413	42456	76.6	455	Brahmanbaria	Kashba	66169	49102	74.2
378	Sunamganj	Dowara Bazar	41390	31708	76.6	456	Noakhali	Companiganj	51144	37926	74.2
379	Narshingdi	Raipura	113916	87234	76.6	457	Rangpur	Badarganj	66936	49625	74.1
380	Munshiganj	Serajdikhan	59591	45618	76.6	458	Narshingdi	Shibpur	59283	43867	74
381	Cumilla	Barura	90737	69436	76.5	459	Cumilla	Nangolkot	78219	57870	74
382	Kurigram	Nageswari	103412	79134	76.5	460	Cumilla	Homna	41361	30597	74
383	Lakshmipur	Ramganj	61487	47024	76.5	461	Munshiganj	Srinagar	59195	43784	74
384	Habiganj	Chunarughat	62783	48010	76.5	462	Chattogram	Sandwip	60185	44501	73.9
385	Barishal	Muladi	31347	23961	76.4	463	Brahmanbaria	Bijoy Nagar	52479	38720	73.8
386	Rangpur	Kaunia	47850	36546	76.4	464	Chattogram	Karnaphuli	27725	20431	73.7
465	Sylhet	Fenchuganj	18937	13934	73.6	476	Khagrachhari	Ramgarh	13029	9461	72.6
466	Brahmanbaria	Akhaura	31209	22938	73.5	477	Chattogram	Fatichhari	108801	78816	72.4
467	Brahmanbaria	Brahmanbaria	80369	59044	73.5	478	Brahmanbaria	Sarail	57356	41313	72
468	Cumilla	Burichong	69047	50521	73.2	479	Brahmanbaria	Nasirnagar	57565	41382	71.9
469	Lakshmipur	Raipur	59700	43678	73.2	480	Chattogram	Lohagora	51084	36675	71.8
470	Cumilla	Daudkandi	74675	54598	73.1	481	Chattogram	Chandanaish	45607	32681	71.7
471	Narayanganj	Araihazar	85526	62370	72.9	482	Dhaka	Nawabganj	71653	51340	71.7
472	Chattogram	Satkania	71800	52351	72.9	483	Habiganj	Madhabpur	65743	46953	71.4
473	Manikganj	Singair	64443	46899	72.8	484	Dhaka	Dohar	48357	34073	70.5
474	Chattogram	Patiya	69627	50652	72.7	485	Brahmanbaria	Nabinagar	99378	69856	70.3
475	Chattogram	Mirsharai	85632	62210	72.6	486	Feni	Dagonbhuiyan	54545	38266	70.2

Sl. No.	Name of District	Name of Upazila	Total Couples	Total Acceptors	CAR (%)	Sl. No.	Name of District	Name of Upazila	Total Couples	Total Acceptors	CAR (%)
---------	------------------	-----------------	---------------	-----------------	---------	---------	------------------	-----------------	---------------	-----------------	---------

Table-16: List of Upazila achieved CAR 50-70% up to the end of July 2021

Sl. No.	Name of District	Name of Upazila	Total Couples	Total Acceptors	CAR (%)
1	Lakshmipur	Lakshmipur Sadar	139512	97014	69.5
2	Gazipur	Kapasia	72425	47923	66.2
3	Feni	Chhagalnaiya	35589	22720	63.8
4	Brahmanbaria	Bancharampur	64669	31922	49.4

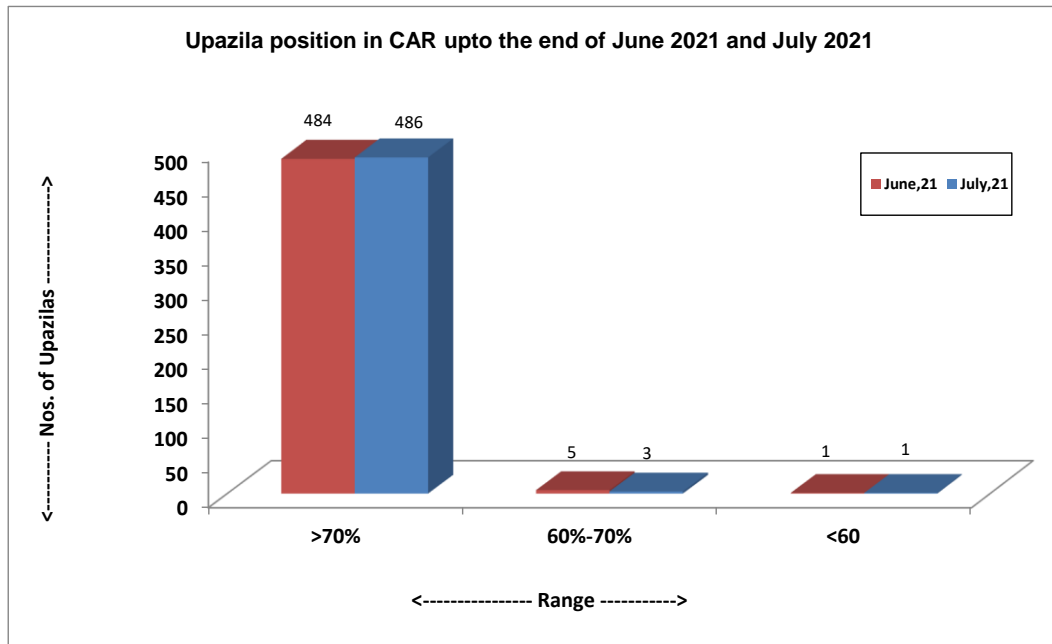


Table -17: Method wise Dropout and Switch Over by Division upto the end of July 2021

Division	Number of Acceptors dropped out and Switch Over									
	Oral Pill		Condom		Injectable		IUD		Implant	
	No Method	Switch Over	No Method	Switch Over	No Method	Switch Over	No Method	Switch Over	No Method	Switch Over
Rangpur	6135	4329	1472	1089	3637	2780	357	272	1085	749
Rajshahi	7372	5392	3396	2769	3118	2581	362	204	690	706
Khulna	5316	3369	2331	1375	2382	1956	277	150	548	428
Barisal	3728	2627	1013	629	2382	1670	282	192	519	390
Dhaka	9383	5499	4191	2414	4759	2847	729	379	1168	822
Mymensingh	4704	2462	1371	599	1955	1198	186	83	452	315
Chattogram	8760	4606	3100	1499	5708	2651	1211	392	1391	687
Sylhet	5368	1989	2166	690	2922	939	334	105	586	254
National	50766	30273	19040	11064	26863	16622	3738	1777	6439	4351

Table -18: Contraceptive Acceptors and Acceptance Rate by Division upto the end of June 2021 and July 2021

Division	Month	Total Eligible Couple	Total Number of Acceptors							CAR (%)
			Permanent Method	IUD	Implant	Injectable	Oral Pill	Condom	Total	
Rangpur	Jun-21	3619601	435899	65993	185327	621821	1422210	165053	2896303	80.02
	Jul-21	3632734	435755	67394	185740	624613	1424712	167021	2905235	79.97
Rajshahi	Jun-21	4262555	479078	97528	190217	618110	1675240	407624	3467797	81.35
	Jul-21	4264429	479064	97419	189660	618782	1676596	407626	3469147	81.35
Khulna	Jun-21	3493878	414673	79598	156089	559042	1274876	312598	2796876	80.05
	Jul-21	3495157	414564	79444	155525	559324	1275994	312858	2797709	80.05
Barisal	Jun-21	1664187	137607	50101	103587	343561	600022	82692	1317570	79.17
	Jul-21	1662764	137155	49841	103067	343118	600469	82813	1316463	79.17
Dhaka	Jun-21	5493685	537482	155737	260005	703345	2093232	495102	4244903	77.27
	Jul-21	5494977	537368	155619	259471	703858	2094139	495337	4245792	77.27
Mymensingh	Jun-21	2301957	192974	51501	123605	326176	1013701	121305	1829262	79.47
	Jul-21	2303213	193065	51451	123221	325906	1014278	119097	1827018	79.32
Chattogram	Jun-21	5144703	424157	181511	278012	801380	1851082	342322	3878464	75.39
	Jul-21	5138871	423125	180302	276448	799978	1851130	341797	3872780	75.36
Sylhet	Jun-21	1753454	204791	50737	101102	249053	622733	128890	1357306	77.41
	Jul-21	1754612	204908	50499	100801	249097	623626	128830	1357761	77.38
National	Jun-21	27734020	2826661	732706	1397944	4222488	10553096	2055586	21788481	78.56
	Jul-21	27746757	2825004	731969	1393933	4224676	10560944	2055379	21791905	78.54

Table -19: Status of Contraceptive Method-Mix based on CAR at the end of the Month of July 2021

Method	Rangpur	Rajshahi	Khulna	Barishal	Dhaka	Mymensingh	Chattogram	Sylhet	National
Permanent Method	15.00	13.81	14.82	10.42	12.66	10.57	10.93	15.09	12.96
I U D	2.32	2.81	2.84	3.79	3.67	2.82	4.66	3.72	3.36
Implant	6.39	5.47	5.56	7.83	6.11	6.74	7.14	7.42	6.40
Injectables	21.50	17.84	19.99	26.06	16.58	17.84	20.66	18.35	19.39
Oral Pill	49.04	48.33	45.61	45.61	49.32	55.52	47.80	45.93	48.46
Condom	5.75	11.75	11.18	6.29	11.67	6.52	8.83	9.49	9.43
Total	100.0	100.0	100.0	100.0	100.0	100.0	100.0	100.0	100.0

Method-Mix for the month of July 2021

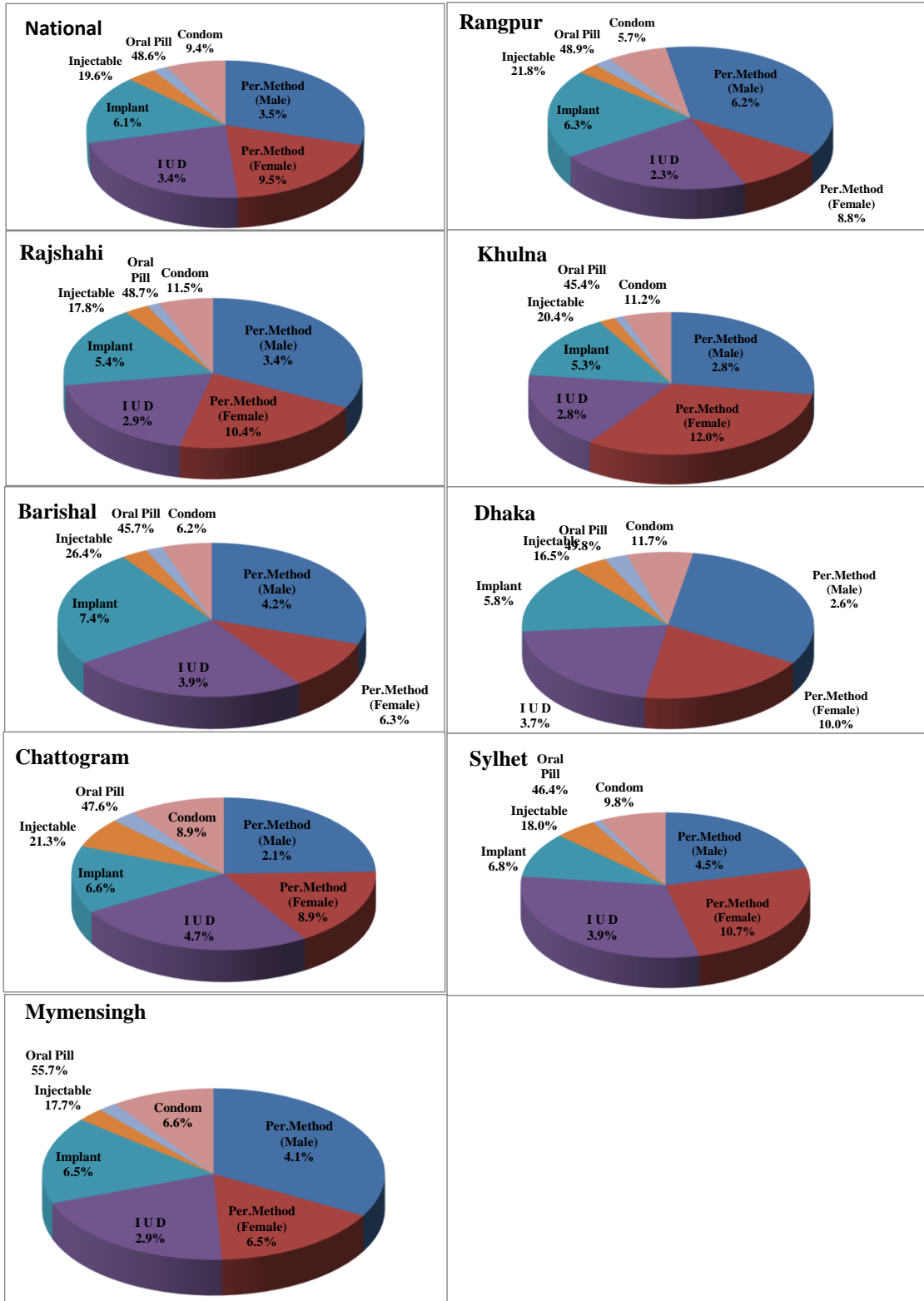


Table -20: Performance by type of MCH services for the month of June 2021 and July 2021

(in Number)

Services	Performance		% Change of July '21 over June,21	
	June '21	July '21		
Number of Pregnant Women	890019	904010	1.57	
No. of High Risk Pregnant Mother Referred	5390	4516	-16.22	
Treatment, Advised & Referred Infertile Couple	112108	102861	-8.25	
Treatment of RTI/STI (MCHTI, MFSTC, FWVTI-Raj & MCWCs)	5792	5554	-4.11	
Antenatal Care	1 st visit (within 4 Month)	173924	135957	-21.83
	2 nd visit (within 6 Month)	118799	111595	-6.06
	3 rd visit (within 8 Month)	91845	84895	-7.57
	4 th visit (in 9 th month) (including MCHTI, MFSTC & FWVTI-Raj)	75517	72122	-4.50
Delivery conducted in MCHTI, MFSTC, FWVTI-Rajshahi, MCWC, UHC, UH&FWC & NGO Clinics	Normal	40992	41413	1.03
	C-Section	36879	36074	-2.18
	Total Delivery	77871	77487	-0.49
Postnatal Care (including MCHTI, MFSTC, FWVTI-Raj, MCWC, UHC, UH&FWC)	PNC-1 (within 24 Hour)	35286	35424	0.39
	PNC-2 (within 2- 3 day)	32754	32555	-0.61
	PNC-3 (within 7 -14 day)	34963	34455	-1.45
	PNC-4 (within 42-48 day)	43683	39844	-8.79
TT for Women (15 - 49 Yrs.)	1 st dose	112108	102861	-8.25
	2 nd dose	105029	110747	5.44
	3 rd dose	108224	107052	-1.08
	4 th dose	99130	98099	-1.04
	5 th dose	98432	97384	-1.06
Immunization	BCG (Vaccine)	139626	126798	-9.19
	PCV 1	145804	137591	-5.63
	PCV 2	147608	143982	-2.46
	PCV 3	144668	138382	-4.35
	MR Vaccine 1st Dose	132906	128353	-3.43
	MR Vaccine 2nd Dose	122352	115159	-5.88
Number of ECP acceptors	8731	6941	-20.50	
Number of MR done (Both Govt. & NGOs)	1627	1645	1.11	
Total Live Births	99217	96271	-2.97	
Still Births (Including MCHTI, MFSTC & FWVTI-Raj)	185	171	-7.57	
Death	Neonatal Deaths (0 - 28 day)	214	206	-3.74
	Infant Death (29 days -<1 Yr.)	84	67	-20.24
	Child Death (1 - <5Yrs.)	11	7	-36.36
	Maternal Deaths	49	78	59.18
	Other Death	25757	33737	30.98
	Total Death	26144	34095	30.41
No. of Health Education in UH&FWC	4763	4139	-13.10	

Table -21: Performance by type of Nutrition services for the month of June 2021 and July 2021

Services		Performance		% Change of July '21 over June,21
		June '21	July '21	
Nutrition Services for Pregnant Women, 0-59 months aged child and Mother	Counseling on IYCF, IFA, Vitamin-A and Hand washinh	708970	655635	-8.13
	Received IFA & Calcium Tablet (0-23 months child mother)	153076	134852	-13.51
	Exclusive Breast feeding up to 6 months	196606	174940	-12.38
	No. of children (6-23Month) feeding complementary foods	183615	184626	0.55
	Feeding Tablet Vitamin A (6-59months Child)	117022	3729	-3038.16
	Received Tablet anti-helminthics (24-59months Child)	44324	40094	-10.55
	Feeding Zink pill with ORS suffering form diarrhoea	4145	3721	-11.39
	Identifying Suffering from MAM	11737	8391	-39.88
	Suffering from SAM & Referred	2702	1971	-37.09
	Identifying Child Stunting	4286	4035	-6.22
	Identifying Child Wasting	3612	3443	-4.91
	Identifying Child Under weight	3650	3252	-12.24

Annex - A: Summary of the Couples and Acceptors by Month Since July

Indicators		February.'21	March.'21	April.'21	May.'21	June.'21	July.'21
Number of Total Couples		27659104	27646705	27688431	27684841	27686135	27746757
Number of Total Acceptors		21720881	21711813	21747002	21751952	21750036	21791905
CAR (Contraceptive Acceptance Rate)		78.53	78.53	78.54	78.57	78.56	78.54
Method Specific Acceptors(Cumilative) by Month Since July 2021							
Indicators		February.'21	March.'21	April.'21	May.'21	June.'21	July.'21
Permanent Method (Male)Total		742691	740970	742960	741628	741602	739357
Permanent Method (Female) Total		2079214	2080630	2078559	2085106	2085059	2085647
Permanent Method (Total)		2821905	2821600	2821519	2826734	2826661	2825004
IUD (Users)Total		735168	736331	735750	736484	732706	731969
Implant (Users) Total		1390094	1399906	1398327	1399676	1397944	1393933
Injectable (Acceptors) Total		4216048	4215792	4214654	4226758	4222488	4224676
Oral Pill (Acceptors) Total		10531331	10527422	10528426	10548546	10553096	10560944
Condom (Acceptors) Total		2052456	2050901	2051360	2055167	2055586	2055379
Reporting Status	Number of Districts reported	64	64	64	64	64	64
	Number of Upazilas reported	490	490	490	489	490	489
Method Specific Absolute Performance by Month Since July 2021							
Indicators		February.'21	March.'21	April.'21	May.'21	June.'21	July.'21
Permanent Method (Male, Cases)		1817	2366	1087	1275	1846	652
Permanent Method (Female, Cases)		6112	7618	4571	5096	5513	3907
Permanent Method (Total, Cases)		7929	9984	5658	6371	7359	4559
I U D (in cases)		10855	17299	9153	10130	11191	9833
Implant (Cases)		29604	44752	10681	12771	20661	8142
Injectables (Doses)		781847	813214	778600	943560	807946	755088
Oral Pill (Cycles)		5519179	5568173	5276059	5163548	5123768	4728353
Condom (Pieces)		7964564	8281522	7457265	7590077	7923650	7368188
Performance by types of MCH services by month since July 2021							
Services		February.'21	March.'21	April.'21	May.'21	June.'21	July.'21
Number of Pregnant Women		889712	883698	875442	890019	890019	904010
No. of High Risk Pregnant Mother Referred		5145	5285	5045	5390	5390	4516
Antenatal Care	1 st visit (within 4 Month)	141684	163962	138189	173924	173924	135957
	2 nd visit (within 6 Month)	112201	113635	109336	118799	118799	111595
	3 rd visit (within 8 Month)	93405	95750	86809	91845	91845	84895
	4 th visit (in 9 th month) (including MCHTI, MFSTC & FWVTI-Raj)	78651	79917	72757	75517	75517	72122

Services		February.'21	March.'21	April.'21	May.'21	June.'21	July.'21
Institutional Delivery(MCHTI, MFSTC, FWVTI-Raj., MCWC, UHC, UH&FWC & NGO)	Normal	48861	46463	41854	40992	40992	41413
	Caesarian	42767	41870	37755	36879	36879	36074
	Total	91628	88333	79609	77871	77871	77487
Non-Institutional Delivery	At Home by Trained Persons	34924	35292	32387	30669	30669	28879
	At Home by Non-Trained Persons	11854	11927	11289	10591	10591	9698
	Total	46778	47219	43676	41260	41260	38577
Total Delivery		138406	135552	123285	119131	119131	116064
Postnatal Care	PNC-1 (within 24 Hour)	41134	38616	34875	35286	35286	35424
	PNC-2 (within 2- 3 day)	35750	33921	31888	32754	32754	32555
	PNC-3 (within 7 -14 day)	38878	36910	34023	34963	34963	34455
	PNC-4 (within 42-48 day) (including MCHTI, MFSTC & FWVTI-Raj)	46877	45894	41767	43683	43683	39844
Postnatal care by trained person till two days in Home Delivery		5256	5974	5372	5251	5251	4926
No. of uses 7.1% chlorhexidine digluconate for umbilical cord care		35798	32486	31890	31345	31345	32096
TT for Women (15 - 49 Yrs.)	1 st dose	96843	116459	105385	112108	112108	102861
	2 nd dose	94812	107282	106227	105029	105029	110747
	3 rd dose	89730	109008	105448	108224	108224	107052
	4 th dose	87667	104721	94579	99130	99130	98099
	5 th dose	86484	99684	94410	98432	98432	97384
Immunization	BCG (Vaccine)	124757	147884	138409	138409	138409	126798
	PCV 1	129200	168597	150260	150260	150260	137591
	PCV 2	125040	155641	151504	151504	151504	143982
	PCV 3	121343	153164	148987	148987	148987	138382
	MR Vaccine 1st Dose	119330	136058	135423	135423	135423	128353
	MR Vaccine 2nd Dose	111735	126408	130170	130170	130170	115159
Number of ECP acceptors		8025	8872	9193	9193	9193	6941
Number of MR done (Both Govt. & NGOs)		1309	1630	3398	3398	3398	1645
General Treatment		2385108	2302867	2331083	2331083	2457938	2457938
*Total Live Births		112692	112244	110065	110065	108795	108795
Still Births (Including MCHTI, MFSTC & FWVTI-Raj)		192	191	187	187	171	171
Death	Neonatal Death (0 - 28 day)	357	320	218	214	214	206
	Infant Death (29 days -<1 Yr.)	86	113	77	84	84	67
	Child Death (1 -< 5 Yrs.)	20	6	6	11	11	7
	Maternal Death	58	76	80	49	49	78
	Other Death	28444	29328	24199	25757	25757	33737
	Total Death	28965	29843	24580	26115	26115	34095
* Live births conducted at Govt. MCH, DH, MCWC, UHC, UH&FWC, NGOs and Home. The information is collected by FWAs through field visit.							

Annex - C : City Corporation wise Contraceptive Acceptors and Acceptance Rate (CAR) (Partial) at the end of the month of July 2021

Name of the City Corporation	Eligible Couple	Oral Pill	Condom	Injectable	I U D	Implant	Permanent Method			Total Acceptors	CAR(%)
							Male	Female	Total		
Rangpur City Corporation	105670	39044	10130	17504	1156	5777	3408	6409	9817	83428	0
Rangpur Division	105670	39044	10130	17504	1156	5777	3408	6409	9817	83428	78.95
Rajshahi City Corporation	101841	28483	27128	17854	789	2179	573	6345	6918	83351	0
Rajshahi Division	101841	28483	27128	17854	789	2179	573	6345	6918	83351	81.84
Khulna City Corporation	134927	38398	25056	19356	7544	8489	4877	5753	10630	109473	0
Khulna Division	134927	38398	25056	19356	7544	8489	4877	5753	10630	109473	81.13
Barisal City Corporation	29288	12040	4664	2897	349	1928	285	1143	1428	23306	0
Barisal Division	29288	12040	4664	2897	349	1928	285	1143	1428	23306	79.58
Dhaka City Corporation	97261	30157	12458	15139	3269	4627	3824	5572	9396	75046	0
Gazipur City Corporation	111394	47558	10567	13208	3230	4789	1727	7849	9576	88928	0
Narayanganj City Corporation	112895	40467	12419	15236	2529	4335	3937	5802	9739	84725	0
Dhaka Division	321550	118182	35444	43583	9028	13751	9488	19223	28711	248699	77.34
Chattogram City Corporation	81255	27108	10910	9677	3683	4885	2067	3750	5817	62080	0
Chattogram Division	81255	27108	10910	9677	3683	4885	2067	3750	5817	62080	76.4
Sylhet City Corporation	29472	11434	3995	3302	424	1418	680	2330	3010	23583	0
Sylhet Division	29472	11434	3995	3302	424	1418	680	2330	3010	23583	80.02
Mymensingh City Corporation	33315	14182	2597	3884	817	2491	1573	2243	3816	27787	0
Mymensingh Division	33315	14182	2597	3884	817	2491	1573	2243	3816	27787	83.41
Total	628663	211156	96899	89710	17291	31502	17400	33775	51175	497733	79.17