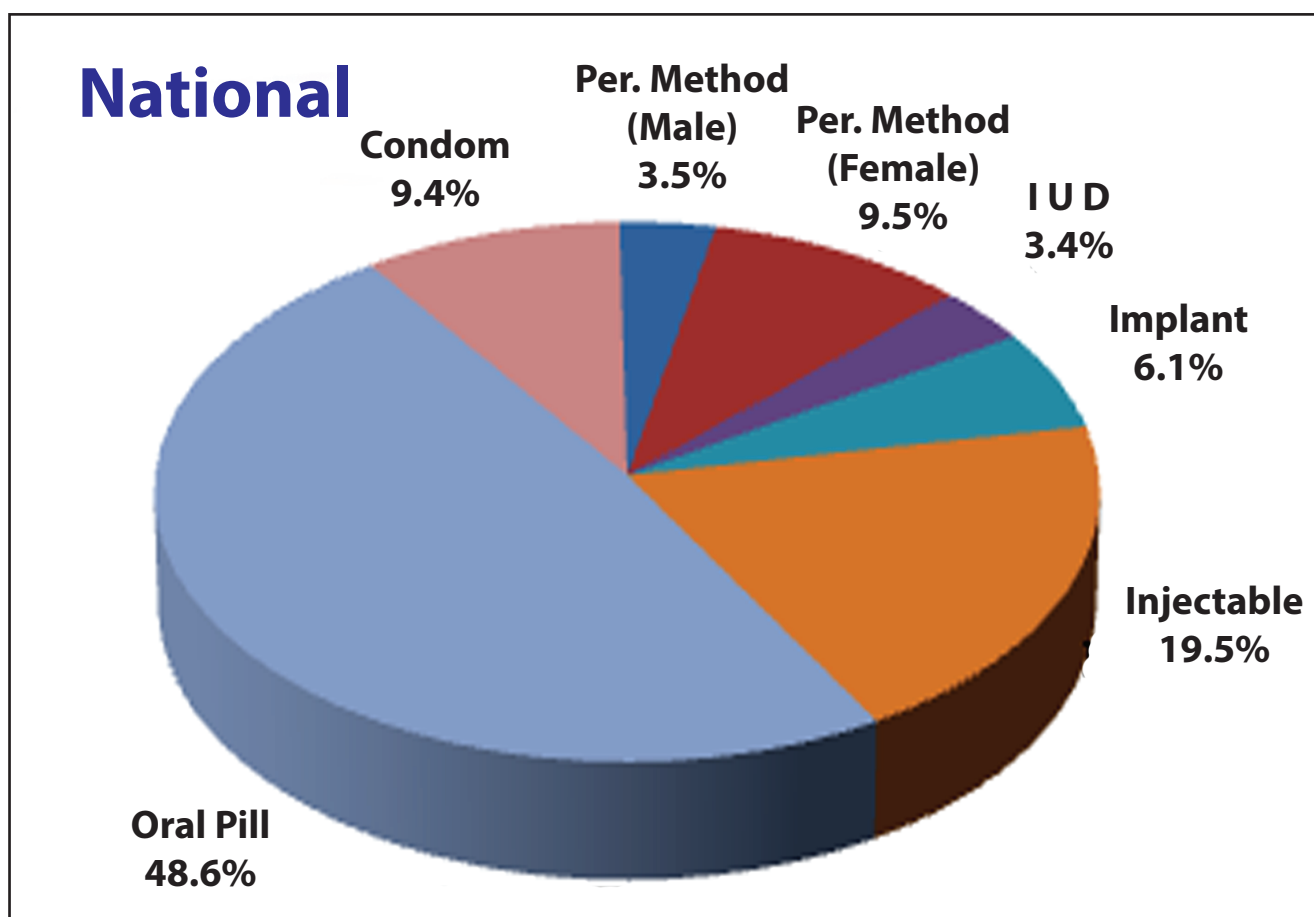


ছেলে হোক, মেয়ে হোক
দু'টি সন্তানই যথেষ্ট

MONTHLY REPORT ON FAMILY PLANNING, MATERNAL & CHILD HEALTH, REPRODUCTIVE HEALTH AND NUTRITION SERVICES February 2022

Method-Mix for the month of February 2022



Preface

I am delighted to publish the monthly report of February/2022 of Management Information System (MIS) of Directorate General of Family Planning (DGFP). This monthly report displays our continuous effort to preserve quality data which can be used as a major tool kit for better management and evidence based decision making regarding future plan of FP MCH & ADH. The report consists of several information on demographic data associated with family planning, maternal & child health, reproductive health and nutrition services across the country. The report is a regular monthly issue designed to incorporate monthly service statistical progress at district and upazila level.

MIS Unit of Directorate General of Family Planning consists of three sub systems namely Service Statistics (SS), Logistic Management Information System (LMIS) and Human Resource Information System (HRIS). In the year 2011, MIS Unit has developed web-based software to collect, collate and compile service statistics from field level. Online reporting is already an established system at upazila level and we have a plan to scale up e-MIS report at all administrative tiers across the country under 4th sector program.

It is important to mention that this monthly report provides mainly service statistics information received from field workers, service delivery points and NGOs other than urban areas. Generally, the objectives of MIS are to develop and strengthen reliable information management system. We are hopeful that this report will help the users at all levels to compare and analyze the latest information on family planning, maternal, child and adolescent health.

Finally, I convey my sincere thanks to the personnel of MIS Unit who have made diligent effort to prepare this report in time. I cordially request all the users of this monthly report to provide their valuable suggestions and feedback (if any) through the e-mail address (dirmis@dgfp.gov.bd) for its further improvement.

Md.Shahadat Hossain
Director (MIS) & Line Director
Directorate General of Family Planning

Table of Contents

<u>Sl. No</u>	<u>Contents</u>	<u>Page #</u>
1.	At a glance of FP Performance for the month of January 2022 and February 2022.....	02
2.	At a glance of the MCH and Reproductive Health Services for the month January .'22 and February.'22...	03
3.	At a glance of the Nutrition services for the month of January 2022 and February 2022.....	04
4.	Introduction	05
5.	Family Planning Performance (CAR Related)	05
6.	MCH Performance	05
7.	Nutrition Programs of the Directorate General of Family Planning	06
8.	Highlights February 2022.....	06
9.	Table Analysis	07
10.	Remarks	09
11.	Clarification about some information	09
12.	Highest and Lowest Performing districts in clinical methods	10
13.	National Projection, Performance and Achievement Rate of Contraceptive Methods	11
14.	List of Division according to descending order of Achievement Rate against their projections of Clinical Methods for the period July 2022 to February 2022.....	11
15.	List of 3(three) districts achieved the highest Achievement Rate of Clinical Methods against their Projections for the period July 2022 to February 2022.....	11
16.	List of 3(three) districts achieved the lowest Achievement Rate of Clinical Methods against their Projections for the period July'21 to February'22	11
17.	Comparative Statement of contraceptives performance for the period between July 21 to February 22 and July 21 to February 22.....	12
18.	Performance & Distribution of Contraceptives by Method for the month of January 21 to February 22	12
19.	Contribution of Government, NGOs and Multisectors in respect of Contraceptive Performance during February 2022.....	12
21.	Division wise and NGOs and Multisectors wise Contraceptive Performance for the month of February	13
21.	District wise Projection, Performance and Achievement Rate of Permanent and Long Acting Methods	17
22.	District wise Projection, Performance and Achievement Rate of Short Acting Methods	19
23.	Method wise Users (Normal & Postpartum as Old, New, Dropout, Postpartum Expire)and CAR by District at the end of February 2022.....	21
24.	Number of New and Total Acceptors up to the end of January 2022 and February 2022.....	33
25.	CAR (%) by Division up to the end of January 2022 and February 2022.....	33
26.	District by Range of CAR up to the end of February 2022.....	34
27.	District by Range of CAR up to the end of February 2022.....	34
28.	List of Upaziala achieved CAR >70% up to the end of February 2022.....	35
29.	List of Upaziala achieved CAR 60-70% up to the end of February 2022.....	38
30.	Method wise numbers of Dropout and Switch Over by Division up to the end of February '21 and February'21	39
31.	Contraceptive acceptors and acceptance Rate by Division up to the end of January '21 and February'22....	39
32.	Status of Contraceptive Method-Mix based on CAR at the end of the month of February 2022.	39
33.	Pie-Chart of Method-Mix for the month of February 2022.....	40
34.	Performance by type of MCH services for the month of January '21 and February'22	41
35.	Performance by type of Nutrition services for the month of January '21 and February'22.....	42
36.	Summary of the Couples and Acceptors by Month since February 2022...	43
37.	Performance of RH-EOC of MCWCs, MCHTI & MFSTC for the month of February 2022.....	45
38.	City Corporation wise Contraceptive Acceptors and Acceptance Rate(CAR) (Partial) at the end of the month of February 2022.....	47

At a glance of the FP Performance for the Month of January 2022 and February 2022

Indicators	January	February
Numbers of Total Eligible Couple (Including Part of the city Corporation)	27818782	27828889
Numbers of Total Acceptors (Including Part of the city Corporation)	21879736	21866127
CAR(%) (Contraceptive Acceptance Rate)	78.65	78.57
Method specific acceptors (Cumulative) :		
Permanent Method (Male) Postpartum	4351	5254
Permanent Method (Male)	735140	733701
Permanent Method (Female) Postpartum	93029	92375
Permanent Method (Female)	2091433	2083455
Permanent Method (Total)	2826573	2817156
IUD (Postpartum Users)	35069	35255
IUD (Total Users)	733251	730871
Implant (Postpartum Users)	94388	95526
Implant (Total Users)	1437929	1438902
Injectable (Postpartum Acceptors)	191942	192019
Injectable (Total Acceptors)	4222803	4216916
Oral Pill (Postpartum Acceptors)	578570	578036
Oral Pill (Total Acceptors)	10584593	10585761
Condom (Postpartum Acceptors)	169656	169843
Condom (Total Acceptors)	2074587	2076521
Method specific new acceptors :		
Permanent Method (Male)	1088	1176
Permanent Method (Female)	6593	6286
Permanent Method (Total)	7681	7462
IUD (New Users)	6738	6402
Implant (New Users)	23428	22168
Injectable (New Acceptors)	48208	48698
Oral Pill (New Acceptors)	98315	98588
Condom (New Acceptors)	36512	37225
Number of Districts reported	64	64
Number of Upazilas reported	491	492
Range of CAR (%)	No. of Districts	
	January	February
00 - 59	0	0
60 - 69	0	1
70 & above	63	63
Contraceptive performance and distribution by methods (Absolute Performance) :		
Permanent Method (Male - cases)	2080	1964
Permanent Method (Female - cases)	5715	5577
Permanent Method (Total - cases)	7795	7541
IUD (Nos.)	10277	10326
Implant (Nos.)	26537	27249
Injectable (Doses)	773379	741611
Oral Pill (Cycles)	4531477	5076097
Condom (Pieces)	7754289	7542731

At a glance of the MCH and Reproductive Health Services for the Month of January 2022 and February 2022

Services		January . '22	February. '22
Number of Pregnant Women		906242	905142
Number of High Risk/Complicated Pregnant Mother		5379	5145
Antenatal Care	1st visit (Within 4 Month)	154055	143346
	2nd visit (within 6 Month)	114456	108236
	3rd visit (within 8 Month)	92790	86780
	4th visit (within 9 Month)	78837	74922
Institutional Delivery (MCHTI, MFSTC, FWVTI-Raj, MCWC, UHC, UH&FWC &NGOClinics)	Normal	47541	45357
	C-section	42770	41100
	Total Delivery	90311	86457
Non-institutional Delivery	At Home by Trained Persons	29960	28949
	At Home by Non-Trained Persons	10850	10708
	Total Delivery	40810	39657
*Total Live Births		109401	106734
Postnatal Care	PNC-1 (within 24 Hour)	39730	36725
	PNC-2 (within 2-3 day)	35186	33388
	PNC-3 (within 7-4 day)	37538	35538
	PNC-4 (within 42-48 day)	46313	45603
Postnatal care by trained person till two days in Home Delivery		4865	5114
No. of uses 7.1% chlorhexidine digluconate for umbilical cord care		36431	34394
TT for Woman (5-49)	1st dose	104769	100815
	2nd dose	101987	100940
	3rd dose	101358	103519
	4th dose	93902	93488
	5th dose	97382	94258
Immunization	BCG	139968	132120
	PCV-1	148811	139878
	PCV-2	142227	139042
	PCV-3	139519	135098
	MR Vaccine 1st Dose	123188	118770
	MR Vaccine 2nd Dose	120344	117985
Number of ECP acceptors		9951	10617
Number of MR done (Both Govt. & NGOs)		1873	1640
General Treatment		2432714	2187005
Still Births (including MCHTI, MFSTC & FWVTI-Raj)		162	171
Death	Neonatal death (0-28 days)	269	244
	Infant Death (29Days to below 1Year)	102	101
	Child Death (1 - <5 year)	13	9
	Maternal Death	76	54
	Other Death	29143	31171
	Total	29581	31579
No. of Health Education in UH&FWC		7619	5964

* Live births conducted at Govt. MCH, DH, MCWC, UHC, UH&FWC, NGOs & Home. The information is collected by FWAs through field visit.

At a glance of the Nutrition services for the Month of January 2022 and February 2022

Services		Performance	
		January.'21	February.'22
Nutrition Services for Pregnant Women, 0-59 months aged child and Mother	Counseling on IYCF, IFA, Vitamin-A and Hand washinh	692538	667769
	Number of mother Received IFA & Calcium Tablet	149410	145716
	Received MNP Sachet (6-23 months)	18836	18995
	Exclusive Breast feeding up to 6 months	167890	164254
	Complimentary feeding after 6 months	183799	181892
	Feeding Tablet Vitamin A (6-59months Child)	4230	2245
	Received Tablet anti-helminthics (24-59months Child)	45093	43694
	Feeding Zink pill with ORS suffering form diarrhoea	4276	4844
	Identifying Suffering from MAM	7363	7692
	Suffering from SAM & Referred	1710	1503
	Identifying Child Stunting	3484	2239
	Identifying Child Wasting	3192	3012
	Identifying Child Under weight	3375	3371

SUMMARY

Introduction

Bangladesh is divided into eight administrative divisions: Dhaka, Chattogram, Rajshahi, Khulna, Barishal, Sylhet, Rangpur and Mymensingh. Each division is divided into several districts and each district into several upazilas. Each urban area in an upazila is divided into wards. Upazilas are divided into Union Parishads (UPs) and Poursavas. These divisions allow the country as a whole to be separated into rural and urban areas. Management Information System (MIS) has been operational under the Directorate General of Family Planning (DGFP) for a long time. The report of the Contraceptive Performance, MCH, Reproductive Health and Nutrition services is used to be published each month from MIS Unit on the basis of Service Statistics received from the field workers, service delivery clinics and NGOs. Erstwhile Family Welfare Register, however, is the principal source of performance statistics. This report is prepared on the basis of FWA Registers (9th Edition) and Clinic Report. Most of the FWAs visit their working area once in every two months. It is a continuous process. FWA register is modified/updated in every three years.

There is a reporting system to collect the information from the field. MIS Reporting Form-1 is filled up by the FWAs and submitted the same to FPIs. FPI fills up the MIS reporting Form-2 by compiling of all the FWAs (MIS Form-1) report and submits to UFPO office. MIS reporting Form-3 (clinical) is filled up by MO (clinic)/ (MCH-FP)/ (FW)/SACMO/ FWV and is submitted to UFPO office. NGOs of the respective area submit their report to UFPO office through MIS reporting Form-2 and 3 as their requirement. All the reporting Form-2 and 3 are compiled by UFPO office and filled up reporting Form-4 (union wise) and is entered in online web based software (SS). District FP Office reviews and submits that report. It provides information of contraceptive use status of eligible couples and different types of MCH, Reproductive Health and Nutrition services. MIS performance report is primarily used by different level of program managers and supervisors engaged in implementing the Family Planning, MCH, RH and Nutrition program in the country. Besides, different policy makers, decision makers, donor agencies, Development Partners, researchers and other users also use this report.

Family Planning Performance (CAR related):

Performance reports of February 2022 have been received from all the 64 districts of the country. During the month of February 2022 total numbers of eligible couple were found to be as 27828889 against 27818782 in the previous month. Performances of NGOs are also included in the report as reported by the Upazila Offices. A total of acceptors are 21866127 reported in the month of February '21 as against 21879736 in January '22. The Contraceptive Acceptance Rate (CAR) achieved at the end of the reporting month for six modern methods (Permanent Method, IUD, Implant, Injectable, Oral Pill and Condom) is 78.57% which was 78.65 % in January '22. Method Specific Acceptors (Cumulative), Method Specific New Acceptors and Contraceptive distribution by Methods are shown in the summary sheet. It February be noted that the contraceptive acceptance rate is an estimate, based on the client contact and the status of contraceptive acceptance as reported by the field workers based on the entries made in the FWA register. The Contraceptive Prevalence Rate (CPR), on the other hand, is based on periodic surveys that are made on precise statistical procedures.

The acceptance rate is a tentative rate and varies from month to month because of reporting status and coverage. This rate is usually higher than the Contraceptive Prevalence Rate (CPR). CAR is generally used to monitor as a management tool 'on-going' program performance in the country. It is not so much used to evaluate the program impact or goals, which is done by periodical scientific surveys.

MCH Performance:

In the month of February'22, 905142 pregnant women have been registered. Total number of 5,145 pregnant women referred to hospital for their complications. Dose-wise TT for Women (15-49 yrs.) and OPV & Pentavalent vaccines were shown in the summary sheet. BCG vaccines were given to 132120 infants during February'22. Visit-wise Antenatal Care is also shown in the summary sheet both of January 2022 and February 2022. Postnatal Care is shown in the summary sheet both January 2022 and February 2022. Number of delivery conducted by the clinics is 86457. Total numbers of delivery at home 28949 by trained personnel and 10708 by non-trained personnel. Still Birth is recorded 171 in February'22 and in the previous month it was 162. Neo-natal deaths (0-28 days) & Infant deaths (29 days-<1yr.) are recorded to be 244 and 101 in the month of February'22 where these were 269 and 102 in January '22 respectively. A total of 9 child-deaths (1-<5 yrs.) have been reported in the month of February'22 as against 13 in January . Maternal deaths were reported 54 during the month of February'22 which was 78 in January '22. The other deaths were reported 31171 in February'22 but in January '22 the number of such deaths was 29143. General treatments were rendered to 218705 and 2432714 patients in the month of February'22 and January '22 respectively. In February'22 number of ECP acceptors was 10617 but in January '22 it was 9951. MR done in the reporting month is 1640 but in January '22 it was 1873.

Nutrition Programs of the Directorate General of Family Planning

Country wide nutrition service is going on through National Nutrition Services (NNS) Operational Plan of DGHS under Health Services Division of MOHFW. DGFP is also playing vital role for implementation of nutrition services whole over the country and is rendering nutrition services at field level where activities like MCH services, Adolescent and Family Planning Program is going on. By this time coordination with IPHN and cooperation with "Global Alliance for Improved Nutrition (GAIN), UNICEF and Alive & Thrive" comprehensive nutrition services are running in 91 upazillas of 11 districts through MCH Services Unit of DGFP.

Highlights February 2022

- a) National Contraceptive Acceptance Rate (CAR) based on visited eligible Couples 27828889 is found to be 78.65%. Rajshahi division has achieved the highest acceptance rate 81.40%, followed by Khulna division 80.17%. The CAR is found to be 80.06% achieved in Rangpur division. The Contraceptive Acceptance Rate has been found to be rather low in Mymensingh 79.53%, Barishal 79.24%, Dhaka 77.43%, Sylhet 77.18% and Chattogram 75.57%.

The highest numbers of Acceptors 4260233 have been reported from Dhaka division followed by 3910024 in Chattogram division, Rajshahi division reported 3477511 acceptors. Acceptors size is however, found much smaller in Rangpur, Khulna, Mymensingh and Sylhet which are 2902944, 2806180, 1838079 and 1349862 respectively and in Barishal division it is 1321294.

- b) Out of 64 reporting districts, 63 districts have reported contraceptive acceptance rate of 70 percent and above, 1 district has reported CAR of 60 - 69 percent and no district has reported CAR of < 59 percent.
- c) Out of 492 Upazilas 486 Upazilashave reported CAR at the level >70% and 5 Upazilas have reported CAR level 50-70 percent.

According to the performance of the reporting month (February,22) Gaibandha district recorded the highest achievement rate 193.0%. Kishoreganj district has got the 2nd place with 162.3% and Naogaon district has secured the 3rd position with 128.0% of permanent method. Chattogram district has achieved first position with achievement rate 120.8%; Shariatpur district has got the 2nd position with achievement rate 119.0% and Narshigdi district has recorded the 3rd position with achievement rate 113.5% in IUD. In Implant Chattogram district has recorded the highest achievement rate with 132.1%, Coxbazar district has placed in 2nd position with achievement rate 132.0% and Kishoreganj district has got the 3rd position with achievement rate 124.8%.

- d) (Table 21) In February National Nutrition services information collected by FP workers are as follows: Number of 145716 mothers received IFA, No. of 164254 babies (up to 6 months) exclusive breast feeding and No. of 181892 children (6-23 months) feeding complementary foods. No. of 7692 children suffering from MAM and 1503 suffering from SAM and referred. No. of Children Stunting, wasting and under weight are 2239, 3012 and 3371 respectively.
- e) SMC has reported distribution of 351813 vials Injectable, 3161847 cycles of Oral Pill and 29033841 pieces of Condom in February'22

Table Analysis:

Table 1: Shows contraceptive performance and Achievement Rate in respect of Permanent, Long Acting and Short Acting methods for the reporting month (February'22) and reporting period (July'21 to February'22) against their respective projections. In the reporting month the achievement rates of Permanent method (Male) 29.2%, Permanent method (Female) 50.1% and Permanent method (Total) 42.2%, IUD 46.8%, Implant 72.7%, Injectable 42.2%, Oral Pill 37.5% and Condom 31.1%. From July'21 to February'22 the achievement rates of Permanent method (Male) 29.7%, Permanent method (Female) 57.3% and Permanent method (Total) 46.9%, IUD 58.4%, Implant 81.4%, Injectable 43.9%, Oral Pill 34.9% and Condom 32.0%.

Table 2: Shows the divisions according to descending order of achievement rate against their projection of Permanent and Long Acting methods for the period July'21 to February'22.

Table 3: Showing the 3(three) districts which achieved the highest achievement rate against Permanent and Long Acting methods of their projections for the period July'21 to February'22.

Table 4: Shows 3(three) districts which achieved the lowest achievement rate of Permanent and Long Acting methods against their projections for the period July'21 to February'22.

Table 5: Comparative statement of contraceptive performance against their projection between the period July'20 to February'21 and July'21 to February'22. The Achievement Rate of Permanent Method (Male) was 29.7% in the period of July'20 to February'21 but it shows the lower rate 27.6% in the current period. So it is decrease 2.1% than that of July'20 to February'21. Permanent Method (Female) was 57.3% in the period July'20 to February'21 but it shows the higher rate 59.8% in the current period. So it is 2.4% increase than that of July'20 to February'21. Permanent Method (Total) was 46.9% in the period July'20 to February'21, but it shows the higher rate 47.6% in the current period. So it is 0.7% increase than that of July'20 to February'21. IUD achieved the 57.4% in the reporting period July'20 to February'21 but it shows the lower rate 52.7% in the current period. So it is 5.7% decrease than that of July'20 to February'21. Implant achieved the 81.4% in the reporting period July'20 to February'21 but it shows the same rate 82.2% in the current period. So it is 0.8% increase than that of July'20 to February'21. Injectable achieved the 44.2% in the reporting period July'20 to February'21 but in the current period it shows 45.3%. So Injectable is increase 1.0% than that of July'20 to February'21. Oral Pill achieved the 35.2% in the reporting period July'20 to February'21 but in the current period (July'21 to February'22) it shows 41.2%. In case of Oral Pill 6.0% increase than that of July'20 to February'21. In case of Condom it achieved 32.0% in the reporting period July'20 to February'21 but in the current period (July'21 to February'20) it shows 33.2%, which is 1.0% increase than that of July'20 to February'21.

Table 6: Comparative status of performance and distribution of contraceptive by methods for the month of January '21 and February'22 based on field worker's report. In comparison with that of previous month Permanent Method (male) -5.6%, Permanent Method (Female) -2.4%, Overall Permanent Method (Total) -2.3%, IUD 0.5%, Implant 2.7%, Injectable -4.1% Oral Pill 12.0% and Condom -2.7%.

Table 7: Shows the share of Government and NGOs and Multisectors by methods in the overall National performance. Government sector has contributed 55.0% in Permanent Method (Male), 85.7% in Permanent Method (Female), 77.7% in Permanent Method (Total), 87.4% in IUD, 92.8% in Implant, 89.8% in Injectable, 94.2% in Oral Pill and 86.8% in Condom in the reporting month February'22. On the other hand NGOs and Multisectors have contributed 45.0% in Permanent Method (Male), 14.3% in Permanent Method

(Female), 22.3% in Permanent Method (Total), in IUD 12.6%, in Implant 7.2%, in Injectable 10.2%, in Oral Pill 5.8% and in Condom 13.2% in the reporting month February'22.

Table 8: Division wise and NGOs & Multisectoral wise Contraceptive Performance for the month of February'21 are shown in this table. BAVS of Dhaka Division is in the highest position, BAVS of Chittagong Division is in the next and BAVS of Rajshahi Division is in the 3rd position in Permanent method. By NGOs and Multisectorals performance of Total Permanent methods are 1682 in the reporting month, in which Males are 884 and Females are 798. Total IUD and Implant 1396 and 2223 are inserted in the reporting month February'22. Injectable 427208 vials, Oral Pill 3454403 cycles and 30031652 of Condom are distributed by NGOs and Multisectorals in the reporting month.

Table 9: Shows the projection, performance and achievement rates of Permanent and Long Acting methods in the reporting month February'22 and in the reporting period July'21 to February'22. In the reporting month Gaibandha district has achieved the highest achievement rate of 193.0% and Kishoeganj district is the next highest with 162.3% in Permanent Method. In the reporting month Chattogram district has achieved the highest achievement rate of 120.8% and Shariatpur district is the next highest with 119.0% in IUD. In the reporting month Chattogram district has achieved the highest achievement rate of 132.1% in Implant and Cox's Bazar district has achieved the next second highest achievement rate with 132.0%. On the other hand, in the reporting period July'21 to February'22 Gaibandha district has achieved the highest achievement rate of 149.9% in Permanent Method, Netrokona district has achieved the highest achievement rate of 165.1% in IUD and Tangail district has achieved the highest achievement rate of 143.8% in Implant.

Table 10: Shows the projection, performance and achievement rates of Short Acting methods in the reporting month February'22 and in the reporting period July 21 to February'22. In the reporting month Bhola district has achieved the highest achievement rate of 121.4% and Sherpur district is the next highest with 108.9% in Injectable method. Sherpur district has achieved the highest achievement rate of 84.5% in Oral Pill. Sherpur district has achieved the highest achievement rate of 90.7% in Condom. From July'21 to February'22 Bhola district has achieved the highest achievement rate of 120.2% and Sherpur district is the next highest with 111.8% in Injectable, Khagrachari district has achieved the highest achievement rate of 65.1% in Oral Pill and Sherpur district has achieved the highest achievement rate of 93.5% in Condom.

Table 11: This table shows the Old acceptors, new acceptors and dropout (No method & switch over) cases by districts in the reporting month (February'2022). This table is prepared on the basis of CAR report.

Table 12: This table shows the new and total acceptors of the current month in comparison with that of the previous month. The new acceptors of all the methods-, Permanent Method(Male), Permanent Method(Total) have shown decreasing trend but Permanent Method(Female) IUD Injectable, Oral Pill Condom and Implant have shown increasing trend. New acceptors are shown depending on the field workers report which collects from their visiting areas. In case of total acceptors Permanent Method (Male), Permanent Method (Female), Permanent Method (Total) IUD, Implant, Injectable, Oral Pill and Condom have shown increasing trend.

Table 13: This table shows that Rajshahi division had recorded the highest CAR of 81.40%, next Khulna division 80.17%, Rangpur division 80.06%, Mymensingh division 79.53%, Barishal division 79.24%, Sylhet division 77.18%, Dhaka division 77.43% and Chattogram division 75.57% in the reporting month February'21. Graph-1 shows the division wise CAR for the current month and graph-2 shows the division wise CAR for the current month in comparison with that of previous month.

Table 14: Shows that 63 districts have achieved CAR level of 70.0% and above where 1 district has achieved CAR between 60%-69% and no district has achieved CAR between 0-59% in the reporting month February'21. The graph also shows the same in comparison with previous month.

Table 15: List of 486 upazilas among the 492, which have achieved CAR >70.0% in the reporting month.

Table 16: List of 5 upazilas which have achieved CAR 60-70% in the reporting month. Graph shows that 486 upazilas out of 492 have achieved CAR level >70%, 5 upazilas have achieved CAR level 60%-70%

and 1 upazila has achieved CAR level <60% in the current month. There is graphical presentation is also showing both of January '22 and February'22.

Table 17:Shows the dropout and switch over by method and by division for the month of February,22.

Table 18:This table shows the Division-wise comparison of Couples, Contraceptive Acceptors and the Acceptance Rate up to the end of February'22.

Table 19:This table shows the contraceptive method mix by division for the month of February'22.

Pie Charts are showing the national and division wise Method-Mix for the month of February'22.

Table 21:This table shows the performance of MCH and Reproductive Health Services during the month of January '22 and February'22.

Table 21:This table shows the performance of Nutrition Services for the month January '22 and February'22 collected by family planning workers.

Annex A:Annex- A shows comparative summary key performances since July 2022 to February'22.

Annex C:City Corporation wise Contraceptive Acceptors and Acceptance Rate(CAR) (Partial) at the end of the month of February'22.

Clarification about the information of summary sheet, table-2 and table-3:

Method Specific Acceptors:

In the summary sheet, Method Specific Acceptors is shown based on the field workers' (FWA) visit of the reporting month and also the previous month. These are the cumulative figure which includes previous month's acceptors and reporting month's new acceptors collected by the field workers within their working areas.

Contraceptive distribution by Method:

In the summary sheet, Contraceptive Performance by Method is prepared based on the performance and distribution of the reporting month. These figures are actual performance of the reporting month which is not comparable with the information written in method specific acceptors.

Table- 9, Table-10 and Table-11

Performance shown in the table-9 and 10 is the actual performance of the respective month but the new acceptors shown in the table-11 February not be the performance done in the same month. It February happen that the new acceptors accepted method in the previous month but field workers had shown that case in the next month due to their rounding schedule. So the performance of table-9, table-10 will not be the comparable with the new acceptor of table-11.

Clarification about the information of MCH and Reproductive Health Services:

- Information shown against 'delivery' which were done in MCHTI, MFSTC, MCWCs, UHCs & UH&FWCs is collected through the MIS reporting Form-3. This record is only for DGFP concerned facilities. Deliveries conducted in District Hospitals, Medical Colleges, Private Clinics and performances in the City Corporation (partial) are not included.

- Information shown against the 'live births' conducted at Govt. MCH, DH, MCWC, UHC, UH&FWC, NGOs & Homes is collected by FWAs through field visit. Field workers visit their units monthly and they submit their reports in every month.

Highest and Lowest performing districts in clinical methods

Highest performing 3(three) districts in the Month of February' 22

Permanent Method				IUD				Implant			
District	Monthly Projec.	Ach. In Reporting Month	Ach. Rate (%)	District	Monthly Projec.	Ach. In Reporting Month	Ach. Rate (%)	District	Monthly Projec.	Ach. In Reporting Month	Ach. Rate (%)
Gaibandha	95	183	193.0	Chattogram	650	785	120.8	Chattogram	1133	1497	132.1
Kishoreganj	139	226	162.3	Shariatpur	100	119	119.0	Cox's Bazar	650	858	132.0
Naogaon	122	156	128.0	Narshingdi	292	331	113.5	Kishoreganj	625	780	124.8

Congratulations: We congratulate the districts for their better performance in clinical methods against projections. We hope the officers and staffs who are involved with the activities will continue their better performance in future.

Lowest performing 3(three) districts in the Month of February' 22

Permanent Method				IUD				Implant			
District	Monthly Projec.	Ach. In Reporting Month	Ach. Rate (%)	District	Monthly Projec.	Ach. In Reporting Month	Ach. Rate (%)	District	Monthly Projec.	Ach. In Reporting Month	Ach. Rate (%)
Rangamati	164	5	3.1	Rajshahi	708	77	10.9	Kurigram	850	232	27.3
Laxmipur	1359	50	3.7	Meherpur	92	12	13.1	Chapai Nawabganj	400	133	33.3
Kurigram	1032	38	3.7	Manikganj	375	65	17.3	Laxmipur	762	254	33.3

Unsatisfactory Performance: We are sorry for their unsatisfactory low performance in clinical methods against projections. We hope the officers and staffs are involved with the activities will try to overcome from this type of un-satisfactory performance in future.

Table-1: National Projection, Performance and Achievement Rate of Contraceptive Methods

Methods	Yearly Projection (2021-22)	Reporting Month		July'21 to February'22	
		Performance (in CYP)	Achi. Rate (%)	Performance (in CYP)	Achi. Rate(%)
Permanent Method (Male)	80667	1964	29.2	15950	29.7
Permanent Method (Female)	133707	5577	50.1	51109	57.3
Permanent Method (Total)	214374	7541	42.2	67059	46.9
IUD	265000	10326	46.8	103175	58.4
Implant	450000	27249	72.7	244086	81.4
Injectables	5269465	185403	42.2	1543741	43.9
Oral Pill	10816268	338406	37.5	2519691	34.9
Condom	1941381	50285	31.1	414175	32.0

Table-2: List of Divisions according to descending order of Achievement Rate against their projections of Clinical Methods for the period July 2021 to February 2022

Sl. No.	Permanent Method (Cases)				IUD (Cases)				Implant (Cases)			
	Division	Yearly Projection	Performance	Achi. Rate (%)	Division	Yearly Projection	Performance	Achi. Rate (%)	Division	Yearly Projection	Performance	Achi. Rate (%)
1	Dhaka	12119	21956	271.8	Chattogram	19038	29962	236.1	Mymensing	34000	18727	82.6
2	Khulna	9319	7532	121.2	Rajshahi	16598	12300	111.2	Dhaka	87920	47417	80.9
3	Chattogram	18356	9747	79.6	Dhaka	34750	23820	102.8	Sylhet	29720	15883	80.2
4	Rajshahi	22672	8106	53.6	Khulna	20218	8002	59.4	Barishal	37632	19864	79.2
5	Barisal	22672	3979	26.3	Sylhet	20450	5184	38.0	Khulna	48400	25191	78.1
6	Rangpur	58614	8363	21.4	Rangpur	52826	12110	34.4	Chattogram	83644	34973	62.7
7	Mymensingh	31001	3285	15.9	Mymensingh	40920	5145	18.9	Rangpur	65384	16864	38.7
8	Sylhet	47567	4091	12.9	Barisal	60200	6652	16.6	Rajshahi	63200	15883	37.7

Table-3: List of 3 (Three) Districts achieved the highest Achievement Rate of Clinical Method against their projections for the period July 2021 to February 2022

Sl. No.	Permanent Method (Cases)				IUD (Cases)				Implant (Cases)			
	District	Yearly Projection	Performance	Achi. Rate (%)	District	Yearly Projection	Performance	Achi. Rate (%)	District	Yearly Projection	Performance	Achi. Rate (%)
1.	Gaibandha	1138	1137	149.9	Netrokona	2100	2312	165.1	Tangail	6500	6231	143.8
2.	Chuadanga	1289	1022	118.9	Shariatpur	1200	1041	130.1	Cox's Bazar	7800	6497	124.9
3.	Jhenaidaha	1262	999	118.7	Chattogram	7800	6763	130.1	Pirojpur	4200	3379	120.7

Table-4: List of 3 (Three) Districts achieved the lowest Achievement Rate of Clinical Methods against their projections for the period July 2021 to February 2022

Sl. No.	Permanent Method (Cases)				IUD (Cases)				Implant (Cases)			
	District	Yearly Projection	Performance	Achi. Rate (%)	District	Yearly Projection	Performance	Achi. Rate (%)	District	Yearly Projection	Performance	Achi. Rate (%)
1.	Manikganj	4675	65	2.1	Rajshahi	8500	834	14.7	Satkhira	3800	73	2.9
2.	Munshiganj	5292	76	2.2	Manikganj	4500	681	22.7	Narail	3200	76	3.6
3.	Gazipur	7956	141	2.7	Chapai Nawabganj	4200	676	24.1	Kushtia	5900	151	3.8

Table-5: Comparative Statement of contraceptive performance for the period between July 2020 to February 2021 and July 2021 to February 2022

Methods	Yearly Projection (2021-2022)	July 2021 to February,2022		Yearly Projection (2020-2021)	July 2020 to February,2021		Change of July'21 to February.'22 over July'20 to February.'21
		Performance (in CYP)	Achi. Rate (%)		Performance (in CYP)	Achi. Rate (%)	
Permanent Method (Male)	80667	14821	27.6	80667	15950	29.7	2.1
Permanent Method (Female)	133707	53261	59.8	133707	51109	57.3	-2.4
Permanent Method (Total)	214374	68082	47.6	214374	67059	46.9	-0.7
IUD	265000	93106	52.7	265000	103175	58.4	5.7
Implant	450000	246492	82.2	450000	244086	81.4	-0.8
Injectables	5233417	1578879	45.3	5233417	1543741	44.2	-1.0
Oral Pill	10816268	2969567	41.2	10742277	2519691	35.2	-6.0
Condom	1941381	429856	33.2	1928101	414175	32.2	-1.0

Table-6: Performance & Distribution of Contraceptives by Method for the month of January 2022 and February 2022

Method	Performance		% Change of February'22 over January'21
	January'22	February'22	
Permanent Method (Male, Cases)	2080	1964	-5.6
Permanent Method (Female, Cases)	5715	5577	-2.4
Total Permanent Method (Total, Cases)	7795	7541	-3.3
I U D (Cases)	10277	10326	0.5
Implant (Cases)	26537	27249	2.7
Injectables (Doses)	773379	741611	-4.1
Oral Pill (Cycles)	4531477	5076097	12.0
Condom (Pieces)	7754289	7542731	-2.7

Table :7 Contribution of Government, NGOs and Multisectors in respect of Contraceptive Performance during February 2022

Method	Performance			Share of Contribution in Percentage	
	Govt.	NGOs & Multisectors	Total	Government	NGOs and Multisectors
Permanent Method (Male, Cases)	1080	884	1964	55.0	45.0
Permanent Method (Female, Cases)	4779	798	5577	85.7	14.3
Total Permanent Method (Cases)	5859	1682	7541	77.7	22.3
IUD (Cases)	9028	1298	10326	87.4	12.6
Implant (Cases)	25284	1965	27249	92.8	7.2
Injectable (Doses)	666216	75395	741611	89.8	10.2
Oral Pill (Cycles)	4783541	292556	5076097	94.2	5.8
Condom (Pieces)	6544920	997811	7542731	86.8	13.2

Table -8: Division wise and NGO & Multisector wise Contraceptive Performance for the month of February 2022

Sl. No.	NGO and Multisectors	Oral Pill (Cycles)	Condom (Pieces)	Injectable (Vials)	IUD (Cases)	Implant (Nos.)	Permanent Method (Nos.)		
							Male	Female	Total
Rangpur Division									
1	Family Planning Association of Bangladesh (FPAB)	16024	15480	2684	0	21	3	0	3
2	Marie Stopes Clinic	928	3882	316	45	194	7	9	16
3	Palli Shisu Foundation (PSF)	0	0	0	0	0	0	0	0
4	Sunflower	180	0	0	0	0	0	0	0
5	Shanirvar Bangladesh	774	271	0	0	0	0	0	0
6	CMH	497	6124	19	0	0	0	1	1
7	R. H. Steps	502	1896	118	0	0	0	0	0
8	MODEL CLINIC	118	2012	8	0	0	0	9	9
9	MOHILA-O-SHISHU SHASTHA KALLYAN SAMITY	0	0	0	0	0	0	0	0
10	IPas Bangladesh	170	100	0	1	1	0	0	0
11	Surjer Hasi Network	3510	5602	2609	2	3	0	1	1
12	Friendship Bangladesh	1263	7656	116	0	0	0	0	0
13	Kanchan	2277	13382	940	2	6	0	0	0
14	Dhaldanga Bohumukhi Samaj Unnayan Sangstha	50	50	0	0	0	0	0	0
15	Lamb Hospital	15	0	43	0	10	0	3	3
16	SAF	197	132	25	0	0	0	0	0
NGO Total		26505	56587	6878	50	235	10	23	33
1	BGB	121	1940	0	0	0	0	0	0
2	Srama Kalyan Kendra	46	42	0	0	0	0	0	0
3	DGHS Health Clinic	199	10	0	2	0	0	0	0
4	CMH	117	2748	5	0	0	0	0	0
5	Upazila Health Complex	277	436	10	0	0	0	0	0
6	Head, Obs/Gyn, District Sadar Hospital	38	768	27	12	12	0	0	0
Multisector Total		798	5944	42	14	12	0	0	0
NGO & Multisector Total		27303	62531	6920	64	247	10	23	33
Rajshahi Division									
1	Family Planning Association of Bangladesh (FPAB)	32944	156790	4417	15	70	1	5	6
2	BAVS	287	5652	82	1	68	96	25	121
3	Marie Stopes Clinic	234	2796	44	11	38	0	0	0
4	Palli Shisu Foundation (PSF)	973	16728	3618	0	0	0	0	0
5	Jatio Tarun Shanga	0	0	0	0	0	0	0	0
6	Bamaneh	8298	9276	1721	0	1	0	0	0
7	Tilottoma	2007	9408	1058	2	11	0	2	2
8	Anonnya Somaj Kallyan Samity	0	0	0	0	0	0	0	0
9	Shanirvar Bangladesh	2745	2316	504	2	16	0	0	0
10	Sromo Kallyan Shangstha	306	1644	0	0	0	0	0	0
11	R. H. Steps	235	1920	35	10	0	0	0	0
12	MR CLINIC	0	420	8	0	2	0	0	0
13	MODEL CLINIC	87	2448	87	0	15	0	42	42
14	SHEBA PROKALPO	0	0	0	0	0	0	0	0
15	POLLI SHISHU CLINIC	1523	2472	546	0	0	0	0	0
16	JTS-GONO UNNAYAN ACADEMY	478	13286	1721	1	0	0	0	0
17	THANGAMARA	1108	3096	174	1	11	0	0	0
18	SHASTO KALLYAN SHANGSTHA	0	0	0	0	0	0	0	0
19	Darpon	3711	4654	265	4	0	0	0	0
20	IPas Bangladesh	644	1764	4	0	0	0	1	1
21	Surjer Hasi Network	811	4280	536	1	0	0	0	0
22	Friendship Bangladesh	225	360	0	0	0	0	0	0
23	Population Services & Training Centre (PSTC)	0	6288	551	0	3	0	0	0
24	SORNALY	3291	5236	307	3	0	0	0	0
25	Chardulai	0	0	0	0	0	0	0	0
26	KMSS	0	11484	633	4	7	0	2	2
NGO Total		59907	262318	16311	55	242	97	77	174
1	DGHS Health Clinic	99	72	12	0	0	0	90	90
2	Upazila Health Complex	374	292	2	0	0	0	0	0
3	Head, Obs/Gyn, District Sadar Hospital	79	960	12	1	15	0	6	6
Multisector Total		552	1324	26	1	15	0	96	96
NGO & Multisector Total		60459	263642	16337	56	257	97	173	270

Sl No	NGO and Multisectors	Oral Pill (Cycles)	Condom (Pieces)	Injectable (Vials)	IUD (Cases)	Implant (Nos.)	Permanent Method (Nos.)		
							Male	Female	Total
Khulna Division									
1	Family Planning Association of Bangladesh (FPAB)	35929	55313	3136	8	41	4	2	6
2	BAVS	423	3508	220	7	12	64	2	66
3	Marie Stopes Clinic	366	1556	51	14	7	0	0	0
4	Palli Shisu Foundation (PSF)	0	0	0	0	0	0	0	0
5	Paribarik Shastha Clinic	2944	9528	925	10	11	0	1	1
6	Jatio Tarun Shanga	1540	3742	397	0	0	0	0	0
7	Paribar Kallyan Shangstha (PKS)	4049	3430	879	0	1	0	1	1
8	PSTC	56	2052	132	0	0	0	0	0
9	BRAC	175	900	36	0	0	0	0	0
10	Sromo Kallyan Shangstha	265	456	0	0	0	0	0	0
11	Ad-Din Medical College Hospital	134	944	67	12	0	0	21	21
12	CMH	99	2000	4	0	0	0	0	0
13	R. H. Steps	846	2912	123	8	0	0	0	0
14	VPKA (VP KENDRA)	0	0	0	0	0	0	0	0
15	CRC	0	0	0	0	0	0	0	0
16	SGS	1964	3618	426	0	0	0	0	0
17	Police Hospital	48	1170	65	0	0	0	0	0
18	Surjer Hasi Network	1584	4360	921	9	17	0	0	0
19	Friendship Bangladesh	660	1500	75	0	0	0	0	0
20	BNS TITUMIR	4195	26	0	0	0	0	0	0
21	Peoples Development Community (PDC)	887	1023	426	0	0	0	0	0
22	Urban Health Care	948	2394	598	2	19	0	3	3
23	KMSS	0	0	103	1	0	0	2	2
24	Adams	8610	21400	2000	1	0	0	0	0
NGO Total		65722	121832	10584	72	108	68	32	100
1	BGB	135	2280	1	0	0	0	0	0
2	Biman Bahini	66	3996	3	0	0	0	0	0
3	Paurasova	75	108	0	0	0	0	0	0
4	DGHS Health Clinic	63	0	0	3	0	0	0	0
5	Jessore Cantonmen	2101	5168	22	3	0	0	10	10
6	Head, Obs/Gyn, District Sadar Hospital	74	24	0	3	4	0	0	0
Multisector Total		2514	11576	26	9	4	0	10	10
NGO & Multisector Total		68236	133408	10610	81	112	68	42	110
Barishal Division									
1	Family Planning Association of Bangladesh (FPAB)	6829	11376	1940	2	16	4	6	10
2	BAVS	357	5664	161	3	17	103	0	103
3	Marie Stopes Clinic	308	440	51	26	5	20	0	20
4	Paribarik Shastha Clinic	195	1242	245	0	0	0	0	0
5	Shanirvar Bangladesh	991	4024	3401	0	0	0	0	0
6	BRAC	90	240	68	4	0	0	0	0
7	R. H. Steps	47	120	37	8	0	0	0	0
8	IPas Bangladesh	30	50	4	0	0	0	0	0
9	Surjer Hasi Network	72	648	304	4	15	0	0	0
10	Desh Bangla	1210	1200	258	0	2	0	4	4
11	Urban Primary Health Care Project (UPHCP)	1336	3240	369	15	7	0	1	1
NGO Total		11465	28244	6838	62	62	127	11	138
1	Srama Kalyan Kendra	94	55	0	0	0	0	0	0
2	DGHS Health Clinic	0	0	0	0	0	0	0	0
3	Upazila Health Complex	70	100	2	3	0	0	0	0
Multisector Total		164	155	2	3	0	0	0	0
NGO & Multisector Total		11629	28399	6840	65	62	127	11	138

Sl No	NGO and Multisectors	Oral Pill (Cycles)	Condom (Pieces)	Injectable (Vials)	IUD (Cases)	Implant (Nos.)	Permanent Method (Nos.)		
							Male	Female	Total
Dhaka Division									
1	Family Planning Association of Bangladesh (FPAB)	12205	46620	1824	5	31	13	3	16
2	BAVS	1903	18796	663	11	176	266	20	286
3	Marie Stopes Clinic	2561	14653	793	158	105	8	2	10
4	Paribarik Shastha Clinic	2	0	0	0	0	0	0	0
5	Jatio Tarun Shanga	560	1140	300	3	2	0	0	0
6	Bamaneh	190	3000	100	0	0	0	0	0
7	Paribar Kallyan Shangstha (PKS)	0	0	0	0	0	0	0	0
8	Shanirvar Bangladesh	1365	2243	5	7	6	0	1	1
9	BRAC	1137	5640	250	11	11	0	0	0
10	Sromo Kallyan Shangstha	1390	4568	0	0	0	0	0	0
11	Ad-Din Medical College Hospital	1360	5472	266	4	6	0	49	49
12	BAPSA	146	2448	65	0	0	0	0	0
13	Radda Barnen	335	8172	282	7	0	0	0	0
14	UTPS	923	144	14	9	2	0	1	1
15	PSKP	21	0	43	0	0	0	0	0
16	Anirban Sangsad	174	144	83	0	0	0	0	0
17	ICDDR,B	180	756	9	0	0	0	0	0
18	CMH	330	4606	14	0	0	0	0	0
19	Spire	460	600	75	0	0	0	0	0
20	Shimantik	45	288	2	0	0	0	0	0
21	TDH CLINIC	0	3300	13	0	0	0	0	0
22	SHAKTTI FOUNDATION	16	0	10	0	0	0	0	0
23	BWHC	23	4	20	0	0	0	0	0
24	SUKHI PARIBAR SANGSTHA	0	0	0	0	0	0	0	0
25	Association in Training & Management (AITM)	56	504	18	0	0	0	0	0
26	R. H. Steps	580	2244	158	21	17	0	3	3
27	AL-FALAH MOJIN CLINIC	40	348	114	0	0	0	0	0
28	VPKA (VP KENDRA)	2703	14580	510	0	0	0	0	0
29	MMKS	135	480	53	0	0	0	0	0
30	VFWA	386	3774	563	1	0	0	0	0
31	SGS	16	20	0	0	0	0	0	0
32	CWFD	0	0	0	0	0	0	0	0
33	Surjer Hasi Network	1961	4448	874	4	0	0	0	0
34	Kumudini Hospital	198	1440	42	0	0	0	11	11
35	Population Services & Training Centre (PSTC)	558	5037	290	0	2	0	1	1
36	Jonoseba M&C W Songstha	8	3528	460	11	0	0	0	0
37	Urban Primary Health Care Project (UPHCP)	500	400	10	0	0	0	0	0
38	Sazeda Foundation	67	240	70	1	0	0	0	0
39	Adarsha Paribar Kalyan Shangsta	0	0	0	0	0	0	0	0
40	Rural Health Development Organization(RHDO)	7	192	25	0	0	0	0	0
41	NAGAR SASTHO KENDRO	0	0	0	0	3	0	0	0
42	Urban Health Care	313	3768	242	8	9	0	3	3
43	Sonali Din	120	120	10	0	0	0	0	0
44	Active Social Welfare Society	100	10200	310	3	0	0	0	0
45	Bashundhara Ad-din Medical College Hospital	55	564	25	0	7	0	2	2
46	Surjer Hashi Network (Smiling Sun Franchise)	0	204	0	1	0	0	0	0
47	Fatema Nursing Home	352	4320	369	0	0	0	0	0
NGO Total		33481	179005	8974	265	377	287	96	383
1	Biman Bahini	12	300	1	0	0	0	0	0
2	Sir Salimulla Medical College Hospital (Indoor)	181	360	135	55	70	0	20	20
3	BGME	821	16565	449	0	0	0	0	0
4	DGHS Health Clinic	228	119	4	8	0	0	9	9
5	Victoria Hospital Narayanganj	165	25	9	3	1	0	4	4
6	Others Private Clinic	0	0	0	0	0	0	192	192
7	Upazila Health Complex	110	272	5	0	0	0	0	0
8	Head, Obs/Gyn, District Sadar Hospital	246	24	4	0	0	0	0	0
Multisector Total		1763	17665	607	66	71	0	225	225
NGO & Multisector Total		35244	196670	9581	331	448	287	321	608

Sl No	NGO and Multisectors	Oral Pill (Cycles)	Condom (Pieces)	Injectable (Vials)	IUD (Cases)	Implant (Nos.)	Permanent Method (Nos.)		
							Male	Female	Total
Mymensing Division									
1	Family Planning Association of Bangladesh (FPAB)	9132	34788	1493	5	24	36	0	36
2	BAVS	0	0	0	0	0	0	0	0
3	Marie Stopes Clinic	44	1000	72	9	5	0	0	0
4	Jatio Tarun Shanga	1582	3700	236	0	0	0	0	0
5	Bamaneh	111	112	0	0	0	0	0	0
6	Shanirvar Bangladesh	243	6	489	0	0	0	0	0
7	BRAC	6	1524	62	0	0	0	0	0
8	Gono Shastha Kendra	0	0	0	0	0	0	0	0
9	MALANCHA SEBA SAMITY	0	0	0	0	0	0	0	0
10	SUPIRAT	0	0	0	0	0	0	0	0
11	R. H. Steps	0	72	9	7	0	0	0	0
12	MODEL CLINIC	6	2640	16	3	5	0	0	0
13	IPas Bangladesh	12	6	42	0	0	0	24	24
14	Surjer Hasi Network	28	846	150	3	0	0	0	0
15	Friendship Bangladesh	190	265	0	0	0	0	0	0
16	Shastha Prokalpo	9	0	43	0	0	0	13	13
NGO Total		11363	44959	2612	27	34	36	37	73
1	BGB	0	204	12	0	0	0	0	0
2	BGME	2361	16022	56	0	0	0	0	0
3	Upazila Health Complex	226	24	0	0	0	0	0	0
Multisector Total		2587	16250	68	0	0	0	0	0
NGO & Multisector Total		13950	61209	2680	27	34	36	37	73
Chattogram Division									
1	Family Planning Association of Bangladesh (FPAB)	27322	61118	2871	26	73	0	2	2
2	BAVS	457	7308	138	8	106	121	38	159
3	Concern Women for Family Planning (CWFP)	4	544	0	0	0	0	0	0
4	Marie Stopes Clinic	1130	7467	246	93	88	69	4	73
5	Paribarik Shastha Clinic	600	1440	350	0	0	0	0	0
6	Bamaneh	354	120	275	2	0	0	0	0
7	PSTC	538	1116	71	10	5	0	0	0
8	Shanirvar Bangladesh	4684	3314	838	7	14	1	0	1
9	BRAC	0	0	0	0	0	0	0	0
10	Sromo Kallyan Shangstha	150	324	56	0	0	0	0	0
11	BAPSA	406	1476	56	3	0	0	0	0
12	FDSR	1482	2502	342	2	3	0	0	0
13	CMH	1391	9674	122	10	2	0	33	33
14	BWHC	48	240	26	0	0	0	0	0
15	SUPIRAT	1477	1476	330	4	0	0	0	0
16	PROSHANTI	598	1344	437	3	0	0	0	0
17	BONOPHUL (PKS)	44	372	11	0	0	0	0	0
18	NISKRITY	1197	2520	358	0	0	0	0	0
19	IMAGE	2618	6192	525	3	16	0	0	0
20	MOMOTA	4003	14240	1242	38	107	0	14	14
21	SUS (TMA , NASIRABAD)	0	0	0	0	0	0	0	0
22	SHED	0	0	0	0	0	0	0	0
23	ISDE	0	0	0	0	0	0	0	0
24	CUFL	70	500	0	0	0	0	0	0
25	R. H. Steps	1093	1152	221	18	6	0	0	0
26	MODEL CLINIC	554	1256	27	8	20	0	17	17
27	BANDHAN	0	0	0	0	0	0	0	0
28	Ghasful	500	4200	44	0	0	0	0	0
29	SMC	737	2208	147	20	5	0	0	0
30	IPas Bangladesh	574	600	250	21	19	0	0	0
31	Surjer Hasi Network	2104	2879	1211	9	0	0	0	0
32	Saya Path	1137	7264	289	16	12	31	0	31
33	B.R.D.B	108	120	59	0	0	0	0	0
34	RTMI	2379	5364	390	10	44	0	0	0
35	NAGAR MATRI SADAN	1850	6096	528	35	51	3	9	12
36	Urban Health Care	1680	3372	466	6	10	0	0	0
37	Mission Hospital, Chandraghona	250	400	13	0	0	0	0	0
38	Ma Sasthya Seba Kandra-NSS, Chakaria	535	1068	380	3	0	0	0	0
39	Hope Hospital	313	20	25	0	2	0	5	5
NGO Total		62387	159286	12344	355	583	225	122	347
1	BGB	323	1764	8	0	0	0	0	0
2	Comilla Cantonment	238	5400	16	1	0	0	5	5
3	Biman Bahini	150	2448	3	1	0	0	0	0
4	Navy	350	14060	21	0	0	0	0	0
5	Railway Hospital	60	192	9	0	0	0	0	0

Sl. No.	NGO and Multisectors	Oral Pill (Cycles)	Condom (Pieces)	Injectable (Vials)	IUD (Cases)	Implant (Nos.)	Permanent Method (Nos.)		
							Male	Female	Total
6	BGME	105	240	0	0	0	0	0	0
7	DGHS Health Clinic	405	124	3	69	8	0	12	12
8	BKMEA	168	264	26	0	0	0	0	0
9	Others Private Clinic	0	0	0	0	0	0	13	13
10	Worker Welfare Centre	42	348	0	0	0	0	0	0
11	Upazila Health Complex	798	276	64	34	8	0	0	0
12	Head, Obs/Gyn, District Sadar Hospital	568	660	63	52	21	0	17	17
13	Abdul Malek ukil Medical College Hospital	0	0	0	0	0	0	0	0
Multisector Total		3207	25776	213	157	37	0	47	47
NGO & Multisector Total		65594	185062	12557	512	620	225	169	394

Sl. No.	NGO and Multisectors	Oral Pill (Cycles)	Condom (Pieces)	Injectable (Vials)	IUD (Cases)	Implant (Nos.)	Permanent Method (Nos.)		
							Male	Female	Total
Sylhet Division									
1	Family Planning Association of Bangladesh (FPAB)	1590	12800	370	1	12	1	3	4
2	BAVS	527	7624	209	0	23	31	4	35
3	Marie Stopes Clinic	855	1108	59	15	29	2	8	10
4	BRAC	892	4020	387	49	38	0	0	0
5	CMH	166	1140	8	1	0	0	0	0
6	Shimantik	3358	21426	3380	3	74	0	0	0
7	BWHC	866	5341	2041	3	6	0	0	0
8	RED CRESCENT SANGSTHA	43	0	3	0	0	0	0	0
9	R. H. Steps	80	1204	21	1	0	0	0	0
10	VARD, SYLHET	0	0	0	0	0	0	0	0
11	Sylhet Samaj Kallyan Sangatha	360	8412	3210	0	0	0	6	6
12	Surjer Hasi Network	482	1992	129	0	1	0	1	1
13	SUPPS	80	132	20	0	0	0	0	0
14	TIL Welfare Division	0	504	0	0	0	0	0	0
15	Govt. Labour Welfare Center	0	0	0	0	0	0	0	0
NGO Total		9299	65703	9837	73	183	34	22	56
1	BGB	57	336	0	0	0	0	0	0
2	Srama Kalyan Kendra	41	171	0	0	0	0	0	0
3	DGHS Health Clinic	278	600	22	48	2	0	0	0
4	Upazila Health Complex	466	80	11	41	0	0	0	0
Multisector Total		842	1187	33	89	2	0	0	0
NGO & Multisector Total		10141	66890	9870	162	185	34	22	56
NGO & Multisector Grand Total of National		292556	997811	75395	1298	1965	884	798	1682

Social Marketing Company

Division wise Distribution Report of SMC Contraceptive, ORS and Other Health Products

Period: February, 2022

Division	Condom (Piece)	OCP (Cycle)	ECP	Injectable (Vial)	Implant (I-Plant)	Relax (IUD)	ORSaline-N (Sachet)	MoniMix MNP (Sachet)	SMC Zinc (Blister Pack)	Safe Delivery Kit (Packet)	Joya Sanitary napkin (Pack)	Vermicid (Deworming Tablet)	Fullcare MMS (Blister Pack)
Dhaka	12284591	970020	63554	85527	161	105	12541340	775380	11920	363	867275	128600	59058
Mymensingh	1854613	212526	12071	31917	5	22	2895820	250740	3180	583	228456	46700	20205
Chittagong	3293105	601924	20670	66305	65	180	5565140	734160	19870	1479	462544	146100	49383
Rajshahi	4661173	332338	19428	47310	60	30	5336920	309390	8930	473	466277	82000	32355
Rangpur	2033366	345318	13563	45335	15	5	1868100	209430	6520	586	381702	60500	25368
Khulna	3153216	310618	18928	37189	25	95	3015180	299370	7500	466	455529	74800	33819
Barisal	823969	195378	12195	26965	8	13	1514880	279960	5360	281	112715	56500	15195
Sylhet	929808	193725	7232	11265	20	45	1088160	351540	12958	2056	102564	61200	14058
Grand Total:	29033841	3161847	167641	351813	359	495	33825540	3209970	76238	6287	3077062	656400	249441

ECP: Emergency Contraceptive Pill, OCP: Oral Contraceptive Pill, MNP: Micronutrient Powder, MMS: Multiple Micronutrient Supplement

Table -12: Number of New and Total Acceptors upto the end of January,22 and February,22

Method	New Acceptors		% Change of February '22 over January,22	Total Acceptors		% Change of February '22 over January,22
	January '22	February '22		January '22	February '22	
Per.Method (Male)	1088	1176	8.1	735140	733701	-0.2
Per.Method (Female)	6593	6286	-4.7	2091433	2083455	-0.4
Per.Method (Total)	7681	7462	-2.9	2826573	2817156	-0.3
IUD	6738	6402	-5.0	733251	730871	-0.3
Implant	23428	22168	-5.4	1437929	1438902	0.1
Injectables	48208	48698	1.0	4222803	4216916	-0.1
Oral Pill	98315	98588	0.3	10584593	10585761	0.0
Condom	36512	37225	2.0	2074587	2076521	0.1
Total	220882	220543	-0.2	21879736	21866127	-0.1

Table -13: CAR(%) by Division upto the end of January 2022 and February 2022

Division	January'22	February '22	% Change of February '22 over January,22
Rangpur	80.03	80.06	-0.03
Rajshahi	81.43	81.40	0.03
Khulna	80.20	80.17	0.03
Barishal	79.31	79.24	0.07
Dhaka	77.46	77.43	0.03
Mymensingh	79.55	79.53	0.02
Chattogram	75.62	75.57	0.05
Sylhet	77.51	77.18	0.33
National	78.70	78.65	0.05

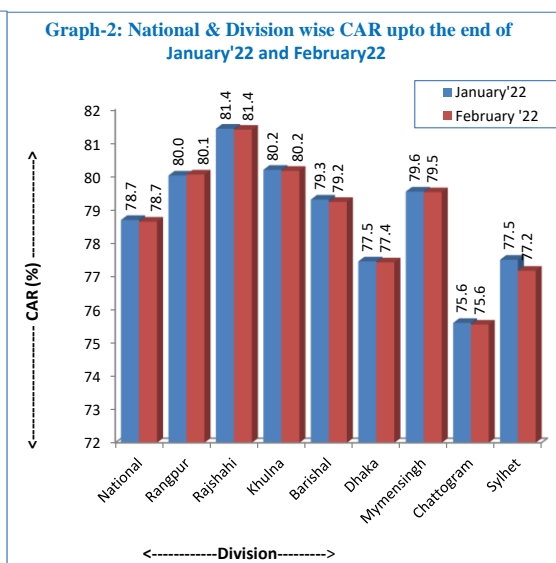
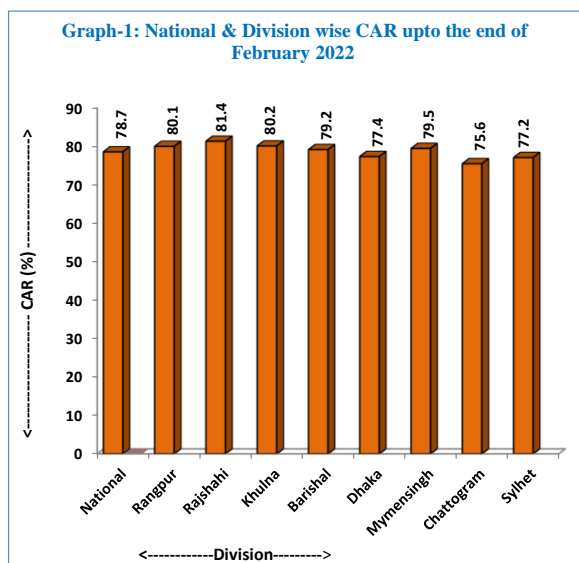


Table -14: District by Range of CAR upto the end of February 2022

Range	Sl.No.	District	CAR (%)
70% & above	1	Joipurhat	83.65
	2	Chuadanga	82.74
	3	Serajganj	82.43
	4	Bogura	82.19
	5	Natore	82.13
	6	Dinajpur	82.09
	7	Rangamati	81.88
	8	Rajshahi	81.69
	9	Bhola	81.51
	10	Nilphamari	81.32
	11	Bandarban	81.2
	12	Bagerhat	81.06
	13	Panchgarh	81.06
	14	Lalmonirhat	80.95
	15	Cox's Bazar	80.91
	16	Gaibandha	80.72
	17	Khulna	80.69
	18	Nawabganj	80.58
	19	Satkhira	80.36
	20	Jashore	80.2
	21	Patuakhali	80.17
	22	Jamalpur	79.97
	23	Naogaon	79.96
	24	Mymensingh	79.77
	25	Kustia	79.6
	26	Magura	79.54
	27	Netrokona	79.47
	28	Pabna	79.42
	29	Meherpur	79.31
	30	Thakurgaon	79.29
	31	Gopalganj	79.28
	32	Pirojpur	79.28
	33	Faridpur	79.21
	34	Kishoreganj	79.06
	35	Narail	78.83
	36	Madaripur	78.59
	37	Rajbari	78.51
	38	Jhenaidaha	78.42
	39	Barguna	78.36
	40	Sherpur	78.04
	41	Khagrachhari	77.85
	42	Rangpur	77.74
	43	Tangail	77.63
	44	Manikganj	77.58
	45	Habiganj	77.34
	46	Sylhet	77.29
	47	Barishal	77.23
	48	Kurigram	77.19
	49	Jhalakati	77.09
	50	Moulavi Bazar	77.09
	51	Dhaka	76.69
	52	Shariatpur	76.65
	53	Chandpur	76.52
	54	Narshingdi	76.48
	55	Gazipur	76.48
	56	Noakhali	76.32
	57	Cumilla	76.19
	58	Munshiganj	75.75
	59	Sunamganj	75.43
	60	Narayanganj	75.28
	61	Chattogram	74.62
	62	Feni	73.56
	63	Lakshmipur	73.03
	64	Brahmanbaria	69.89

Range	Nos of Districts CAR (%)
70% & above	63
60% - 69%	1
0%-59%	0

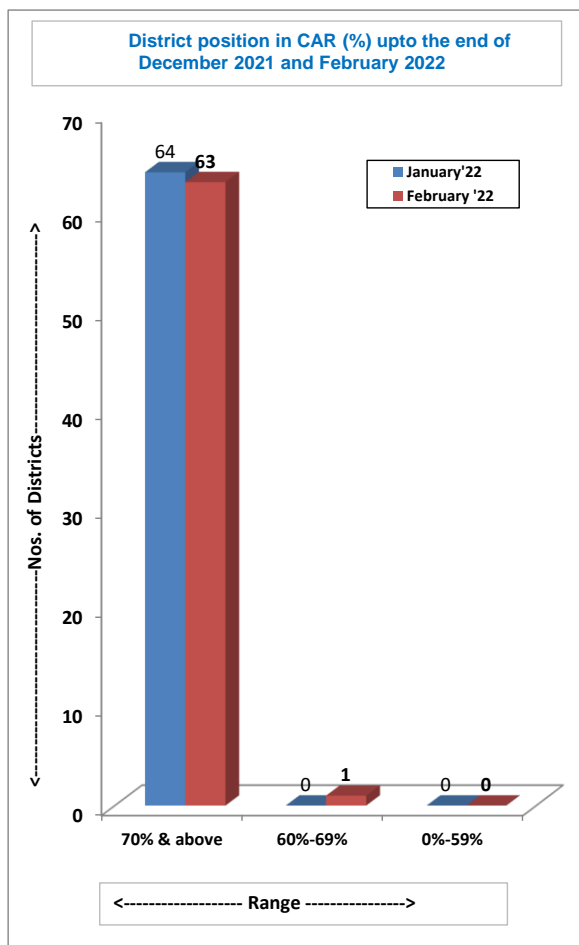


Table -15 : List of Upazila achieved CAR above 70% upto the end of February 2022

Sl. No.	Name of District	Name of Upazila	Total Couples	Total Acceptors	CAR (%)	Sl. No.	Name of District	Name of Upazila	Total Couples	Total Acceptors	CAR (%)
1	Joipurhat	Khetlal	26840	22684	84.5	77	Bandarban	Naikhongchhari	12128	9896	81.6
2	Joipurhat	Panchbibi	55325	46589	84.2	78	Cox's Bazar	Ramu	46840	38216	81.6
3	Seraiganj	Siraiganj Sadar	125472	105561	84.1	79	Bandarban	Bandarban	17171	14007	81.6
4	Joipurhat	Akkelpur	31441	26361	83.8	80	Gaibandha	Palashbari	59428	48463	81.5
5	Rangamati	Langadu	15955	13361	83.7	81	Rangamati	Jurachhari	4523	3688	81.5
6	Bogura	Sariakandi	50248	42008	83.6	82	Bhola	Charfashion	92684	75556	81.5
7	Chuadanga	Alamdanga	81941	68415	83.5	83	Bagerhat	Sarankhola	20969	17093	81.5
8	Bogura	Dhunot	68646	57192	83.3	84	Bagerhat	Mongla	27704	22577	81.5
9	Bogura	Kahaloo	55707	46388	83.3	85	Nawabganj	Nachol	34781	28343	81.5
10	Chuadanga	Chuadanga Sadar	71287	59301	83.2	86	Seraiganj	Tarash	47642	38818	81.5
11	Natore	Gurudashpur	53614	44584	83.2	87	Jamalpur	Jamalpur Sadar	136571	111238	81.5
12	Raishahi	Godagari	73701	61280	83.1	88	Faridpur	Modhukhali	46324	37727	81.4
13	Joipurhat	Joipurhat Sadar	65955	54839	83.1	89	Khagrachhari	Guimara	8929	7268	81.4
14	Khulna	Batiaghata	39152	32542	83.1	90	Gaibandha	Sundargani	116121	94502	81.4
15	Chuadanga	Jiban Nagar	38522	32018	83.1	91	Bandarban	Thanchi	4510	3670	81.4
16	Raishahi	Bagmara	89142	74018	83	92	Bogura	Bogra Sadar	95487	77694	81.4
17	Rangamati	Naniarchar	9292	7714	83	93	Manikganj	Ghior	35322	28730	81.3
18	Cox's Bazar	Chakaria	86772	71973	82.9	94	Dinaipur	Parbatipur	84254	68526	81.3
19	Bagerhat	Kachua	20641	17115	82.9	95	Rangamati	Belaichhari	4911	3994	81.3
20	Joipurhat	Kalai	35532	29456	82.9	96	Natore	Bagatipara	31326	25468	81.3
21	Bagerhat	Bagerhat Sadar	55513	46014	82.9	97	Gaibandha	Sadullahpur	72378	58834	81.3
22	Dinaipur	Birganj	74501	61683	82.8	98	Dinaipur	Khanshama	44836	36415	81.2
23	Bogura	Shajahanpur	81342	67340	82.8	99	Chuadanga	Damurhuda	70446	57209	81.2
24	Rangamati	Kawkhali	11951	9889	82.7	100	Rangamati	Baghaichhari	12897	10472	81.2
25	Dinaipur	Chirir Bandar	66486	54940	82.6	101	Bagerhat	Morralgani	58233	47242	81.1
26	Dinaipur	Hakimpur	21644	17875	82.6	102	Nilphamari	Saidpur	56224	45612	81.1
27	Raishahi	Boalia (Sadar)	101834	84093	82.6	103	Patuakhali	Dashmina	28419	23052	81.1
28	Bogura	Sonatola	39946	32981	82.6	104	Jashore	Monirampur	97494	79080	81.1
29	Seraiganj	Kamarkhand	31309	25849	82.6	105	Naogaon	Sapahar	40238	32626	81.1
30	Seraiganj	Raygani	70486	58193	82.6	106	Raishahi	Bagha	43370	35155	81.1
31	Bandarban	Alikadam	10456	8632	82.6	107	Jhenaidaha	Kotchandpur	32255	26145	81.1
32	Dinaipur	Bochagani	34796	28721	82.5	108	Gaibandha	Gobindagani	111964	90741	81
33	Bagerhat	Fakirhat	30673	25307	82.5	109	Netrokona	Netrokona	70898	57453	81
34	Rangamati	Rangamati Sadar	20218	16681	82.5	110	Dinaipur	Ghoraghat	25764	20878	81
35	Bhola	Monpura	15440	12738	82.5	111	Nawabganj	Bholahat	25640	20775	81
36	Seraiganj	Shazadpur	115970	95658	82.5	112	Kishoregani	Nikli	27721	22459	81
37	Mymensingh	Mymensingh	145972	120353	82.4	113	Kustia	Bheramara	50604	40994	81
38	Dinaipur	Biról	55894	46074	82.4	114	Cox's Bazar	Pekua	33756	27329	81
39	Bhola	Bhola Sadar	88000	72533	82.4	115	Satkhira	Kaligani	68476	55420	80.9
40	Bhola	Lalmohan	64571	53179	82.4	116	Raishahi	Puthiya	50332	40732	80.9
41	Nilphamari	Nilphamari Sadar	104951	86424	82.3	117	Panchgarh	Debiganj	56244	45513	80.9
42	Dinaipur	Birampur	35863	29527	82.3	118	Manikganj	Saturia	39891	32279	80.9
43	Khulna	Digholia	94459	77759	82.3	119	Gazipur	Gazipur Sadar	98339	79561	80.9
44	Dinaipur	Dinaipur Sadar	102587	84422	82.3	120	Panchgarh	Panchgarh	64317	52035	80.9
45	Seraiganj	Ullahpara	125116	102917	82.3	121	Pabna	Chatmohor	75334	60936	80.9
46	Rangamati	Rajasthali	4690	3856	82.2	122	Bogura	Adamdighi	45840	37078	80.9
47	Bogura	Gabtali	75272	61881	82.2	123	Gaibandha	Fulchhari	37221	30100	80.9
48	Natore	Singra	87060	71544	82.2	124	Bogura	Nandigram	43712	35342	80.9
49	Naogaon	Manda	92602	76092	82.2	125	Jashore	Keshobpur	60000	48508	80.8
50	Bhola	Daulatkhan	34980	28732	82.1	126	Bandarban	Ruma	5080	4107	80.8
51	Natore	Natore Sadar	106420	87374	82.1	127	Kishoregani	Kishoregani	74168	59961	80.8
52	Seraiganj	Belkuchi	72161	59243	82.1	128	Bhola	Tajumuddin	25487	20600	80.8
53	Panchgarh	Boda	58705	48171	82.1	129	Nawabganj	Gomostapur	67008	54157	80.8
54	Natore	Lalpur	68501	56179	82	130	Naogaon	Naogaon Sadar	63185	51053	80.8
55	Naogaon	Niamatpur	59196	48545	82	131	Patuakhali	Golachipa	82759	66862	80.8
56	Lalmonirhat	Aditmari	49769	40805	82	132	Raishahi	Durgapur	45188	36495	80.8
57	Nilphamari	Domar	58543	47993	82	133	Seraiganj	Chouhali	22667	18300	80.7
58	Bogura	Shibganj	91507	74995	82	134	Magura	Magura Sadar	81025	65406	80.7
59	Cox's Bazar	Teknaf	53453	43800	81.9	135	Seraiganj	Kazipur	58607	47299	80.7
60	Pabna	Santhia	90839	74417	81.9	136	Faridpur	Nagarkanda	39014	31480	80.7
61	Dinaipur	Fulbari	37525	30741	81.9	137	Pabna	Ishwardi	74031	59724	80.7
62	Bogura	Dupchanchia	44281	36270	81.9	138	Kustia	Khoksa	30657	24724	80.6
63	Raishahi	Tanore	46858	38370	81.9	139	Rangpur	Gangachara	69527	56061	80.6
64	Dinaipur	Kaharole	35983	29457	81.9	140	Nawabganj	Chapai	121539	97968	80.6
65	Natore	Baraigram	69875	57183	81.8	141	Naogaon	Porsa	31024	25007	80.6
66	Khulna	Dumuria	65807	53838	81.8	142	Jhenaidaha	Harinakunda	44130	35568	80.6
67	Dinaipur	Nawabganj	51614	42209	81.8	143	Meherpur	Muiibnagar	22728	18315	80.6
68	Satkhira	Debhata	27595	22563	81.8	144	Netrokona	Kalmakanda	52143	41996	80.5
69	Lalmonirhat	Patgram	49103	40140	81.7	145	Kurigram	Fulbari	42443	34182	80.5
70	Nilphamari	Dimla	64191	52457	81.7	146	Faridpur	Faridpur Sadar	98117	79010	80.5
71	Cox's Bazar	Moheshkhali	60341	49306	81.7	147	Bandarban	Lama	19683	15847	80.5
72	Lalmonirhat	Hatibandha	52406	42814	81.7	148	Patuakhali	Dumki	13473	10847	80.5
73	Satkhira	Asasuni	57625	47076	81.7	149	Netrokona	Barhatta	34836	28040	80.5
74	Bogura	Sherpur	85785	70062	81.7	150	Thakurgaon	Ranisankail	50277	40466	80.5
75	Raishahi	Poba	78043	63731	81.7	151	Panchgarh	Tentulia	29929	24083	80.5
76	Jashore	Bagherpara	48800	39836	81.6	152	Manikganj	Shibalaya	35504	28569	80.5
153	Khulna	Dacope	32064	25798	80.5	231	Mymensingh	Fulbaria	88304	70132	79.4
154	Gopalganj	Muksudpur	57132	45955	80.4	232	Kishoregani	Bhariat	61270	48660	79.4
155	Patuakhali	Mirzaгани	24685	19850	80.4	233	Bagerhat	Chitalmari	28785	22843	79.4
156	Khulna	Rupsha	38764	31167	80.4	234	Thakurgaon	Haziripur	31780	25217	79.3
157	Jashore	Abhaynagar	56282	45242	80.4	235	Habiganj	Azmirigani	21305	16901	79.3
158	Kishoregani	Tarail	31539	25348	80.4	236	Khulna	Khulna Sadar	75689	60043	79.3

Sl. No.	Name of District	Name of Upazila	Total Couples	Total Acceptors	CAR (%)	Sl. No.	Name of District	Name of Upazila	Total Couples	Total Acceptors	CAR (%)
159	Rangamati	Barkal	7535	6055	80.4	237	Mymensingh	Haluaghat	68014	53941	79.3
160	Jamalpur	Dewanganj	60260	48402	80.3	238	Kustia	Kushtia Sadar	115518	91612	79.3
161	Lalmonirhat	Lalmonirhat Sadar	78699	63187	80.3	239	Sunamganj	Dharmapasa	45247	35882	79.3
162	Kurigram	Chilmari	32032	25718	80.3	240	Faridpur	Alphadanga	21398	16968	79.3
163	Pirojpur	Pirojpur Sadar	28661	23009	80.3	241	Kurigram	Rajarhat	48030	38085	79.3
164	Madaripur	Madaripur Sadar	73309	58842	80.3	242	Khagrachhari	Manikchhari	12313	9761	79.3
165	Tangail	Modhupur	114088	91573	80.3	243	Jhalakati	Rajapur	24844	19691	79.3
166	Panchgarh	Atowari	29853	23961	80.3	244	Kishoreganj	Mithamoin	24578	19480	79.3
167	Mymensingh	Gouripur	64385	51659	80.2	245	Cumilla	Brahmanpara	42959	34041	79.2
168	Nilohamari	Jaldhaka	79061	63407	80.2	246	Sunamganj	Chhatak	56174	44511	79.2
169	Jashore	Jessore Sadar	153281	122924	80.2	247	Netrokona	Atpara	26451	20959	79.2
170	Pirojpur	Indurkani	16273	13050	80.2	248	Patuakhali	Patuakhali	72130	57147	79.2
171	Pirojpur	Bhandaria	25161	20177	80.2	249	Kurigram	Char Rajibpur	24400	19330	79.2
172	Kustia	Daulatpur	111126	89086	80.2	250	Bandarban	Rowangchhari	5577	4418	79.2
173	Barguna	Patharghata	35135	28161	80.2	251	Jhenaidaha	Moheshpur	72946	57766	79.2
174	Chattogram	Banshkali	81884	65625	80.1	252	Raibari	Pangsha	58215	46097	79.2
175	Jamalpur	Sharishabari	67716	54263	80.1	253	Pabna	Bhangoora	29943	23690	79.1
176	Naogaon	Patnitola	55250	44271	80.1	254	Netrokona	Modan	27808	21987	79.1
177	Nawabganj	Shibganj	133965	107343	80.1	255	Barishal	Uzirpur	48782	38568	79.1
178	Gopalganj	Gopalganj Sadar	58610	46957	80.1	256	Naogaon	Badalgachhi	49426	39077	79.1
179	Satkhira	Shyamnagar	75845	60760	80.1	257	Noakhali	Chatkhil	45616	36064	79.1
180	Jashore	Sarsa	80721	64622	80.1	258	Jashore	Jhikarghachha	70916	56053	79
181	Cumilla	Choudmagram	88606	70968	80.1	259	Barishal	Gournadi	37576	29697	79
182	Meherpur	Meherpur Sadar	62390	49965	80.1	260	Khulna	Koyra	41709	32962	79
183	Patuakhali	Kalapara	53633	42951	80.1	261	Kustia	Kumarkhali	73074	57725	79
184	Madaripur	Shibchar	59129	47348	80.1	262	Barguna	Amtali	66545	52566	79
185	Khagrachhari	Matiranga	21731	17389	80	263	Gopalganj	Kasiani	44670	35284	79
186	Nilphamari	Kishoreganj	54720	43786	80	264	Sylhet	Sylhet Sadar	164681	130073	79
187	Khulna	Fultala	28361	22693	80	265	Kishoreganj	Itna	33191	26212	79
188	Khulna	Paikgachha	59202	47346	80	266	Tangail	Bhuapur	44516	35121	78.9
189	Kishoreganj	Austagram	30088	24055	79.9	267	Kishoreganj	Bazitpur	46233	36473	78.9
190	Mymensingh	Trisal	93770	74964	79.9	268	Dhaka	Savar	151113	119211	78.9
191	Habiganj	Habiganj Sadar	65015	51968	79.9	269	Manikganj	Daulatpur	35474	27976	78.9
192	Raishahi	Charghat	49794	39798	79.9	270	Mymensingh	Nandail	84719	66811	78.9
193	Mymensingh	Muktargacha	90642	72445	79.9	271	Bagerhat	Rampal	34790	27433	78.9
194	Mymensingh	Ishwarganj	83314	66585	79.9	272	Netrokona	Durgapur	46869	36957	78.9
195	Patuakhali	Bauphal	65740	52538	79.9	273	Gazipur	Sreepur	103789	81755	78.8
196	Sherpur	Sribordi	58187	46501	79.9	274	Faridpur	Sadarpur	35064	27609	78.7
197	Gaibandha	Gaibandha Sadar	104374	83385	79.9	275	Raibari	Raibari Sadar	72885	57361	78.7
198	Pabna	Atgoria	36341	29023	79.9	276	Pirojpur	Kawkhali	12607	9919	78.7
199	Barguna	Brnna	15147	12093	79.8	277	Gaibandha	Shaghata	57245	44986	78.6
200	Pabna	Bera	59103	47179	79.8	278	Sylhet	Jakiganj	37733	29648	78.6
201	Sherpur	Jhenaigati	38065	30383	79.8	279	Jhalakati	Kathalia	21939	17229	78.5
202	Jamalpur	Melandaha	63630	50788	79.8	280	Raishahi	Mohanpur	41300	32419	78.5
203	Raibari	Kalukhali	34186	27281	79.8	281	Bhola	Borhanuddin	51916	40744	78.5
204	Habiganj	Baniachong	59643	47585	79.8	282	Dhaka	Tejgaon	150097	117795	78.5
205	Satkhira	Tala	63984	51043	79.8	283	Kustia	Mirpur	78971	61975	78.5
206	Sherpur	Nalitabari	58351	46549	79.8	284	Tangail	Tangail Sadar	121963	95659	78.4
207	Naogaon	Mohadebpur	70054	55872	79.8	285	Magura	Mohammadpur	43638	34218	78.4
208	Thakurgaon	Thakurgaon Sadar	132010	105249	79.7	286	Mymensingh	Gafargaon	88570	69439	78.4
209	Rangpur	Taraganj	36513	29110	79.7	287	Jamalpur	Madarganj	54464	42696	78.4
210	Faridpur	Saltha	35286	28128	79.7	288	Kishoreganj	Hossainpur	39310	30814	78.4
211	Satkhira	Satkhira Sadar	95690	76274	79.7	289	Faridpur	Char	13263	10392	78.4
212	Rangpur	Pirgani	97241	77483	79.7	290	Mymensingh	Phulpur	126578	99175	78.4
213	Kishoreganj	Katiadi	61691	49152	79.7	291	Pabna	Faridpur	28396	22245	78.3
214	Tangail	Gopalpur	58350	46490	79.7	292	Meherpur	Gagni	77556	60744	78.3
215	Mymensingh	Dhubaura	41714	33234	79.7	293	Rangpur	Rangpur Sadar	139384	109158	78.3
216	Satkhira	Kolaroa	52877	42125	79.7	294	Faridpur	Bhanga	56689	44395	78.3
217	Jamalpur	Bakshigani	42475	33838	79.7	295	Netrokona	Mohongani	31773	24880	78.3
218	Magura	Shalikka	32335	25759	79.7	296	Magura	Sripur	37765	29528	78.2
219	Cox's Bazar	Cox's Bazar Sadar	84927	67642	79.6	297	Thakurgaon	Pirganj	49900	39005	78.2
220	Habiganj	Lakhai	29810	23734	79.6	298	Tangail	Kalighati	91079	71155	78.1
221	Narail	Kalia	45703	36384	79.6	299	Sylhet	Golappanj	49370	38569	78.1
222	Mymensingh	Bhaluka	91573	72897	79.6	300	Jamalpur	Islampur	68681	53650	78.1
223	Khagrachhari	Lakshmirchhari	5728	4559	79.6	301	Jhenaidaha	Jhenaidaha	100429	78432	78.1
224	Pirojpur	Nesarabad	41862	33296	79.5	302	Chandpur	Faridganj	84615	66081	78.1
225	Cumilla	Debidwar	94111	74851	79.5	303	Khulna	Terokhada	26570	20747	78.1
226	Pirojpur	Nazirpur	33320	26499	79.5	304	Rangamati	Kaptai	10534	8223	78.1
227	Shariatpur	Janjira	33466	26607	79.5	305	Cox's Bazar	Ukhiya	45189	35272	78.1
228	Narail	Lohagara	48782	38782	79.5	306	Naogaon	Rani Nagar	43273	33771	78
229	Lalmonirhat	Kaliganj	54176	43069	79.5	307	Bagerhat	Mollahat	27411	21391	78
230	Netrokona	Kendua	59750	47456	79.4	308	Netrokona	Purbadhala	56818	44332	78
309	Kishoreganj	Kuliarchar	36338	28348	78	387	Feni	Feni Sadar	94792	72543	76.5
310	Jashore	Chowgachha	53231	41526	78	388	Sylhet	South Shurma	56446	43192	76.5
311	Chandpur	Chandpur Sadar	74590	58177	78	389	Cumilla	Barura	91600	70049	76.5
312	Barishal	Bakerganj	65130	50791	78	390	Noakhali	Sonaimuri	67112	51275	76.4
313	Khagrachhari	Panchhari	12090	9421	77.9	391	Cumilla	Titash	38695	29533	76.3
314	Munshiganj	Tongibari	39187	30520	77.9	392	Shariatpur	Naria	41911	31982	76.3
315	Moulavi Bazar	Kulaura	62637	48778	77.9	393	Jhalakati	Nalchhiti	34651	26431	76.3
316	Naogaon	Atrai	46820	36442	77.8	394	Pabna	Sujanagar	63471	48402	76.3
317	Shariatpur	Goshairhat	30757	23933	77.8	395	Sylhet	Jaibapur	31381	23895	76.1
318	Thakurgaon	Baliadangi	43255	33651	77.8	396	Moulavi Bazar	Komolgani	47805	36400	76.1
319	Gopalganj	Kotalipara	44540	34648	77.8	397	Feni	Parshuram	20608	15684	76.1
320	Cox's Bazar	Kutubdia	24713	19220	77.8	398	Cumilla	Laksham	53814	40873	76

Sl. No.	Name of District	Name of Upazila	Total Couples	Total Acceptors	CAR (%)	Sl. No.	Name of District	Name of Upazila	Total Couples	Total Acceptors	CAR (%)
321	Pabna	Pabna Sadar	138087	107360	77.7	399	Barishal	Hizla	25741	19550	75.9
322	Narail	Narail Sadar	62668	48714	77.7	400	Chandpur	Haimchar	18442	14006	75.9
323	Habiganj	Nabiganj	60335	46897	77.7	401	Cumilla	Monohargoni	51847	39373	75.9
324	Pirojpur	Mathbaria	49541	38495	77.7	402	Noakhali	Subarna Char	54688	41478	75.8
325	Khagrachhari	Dighinala	16885	13109	77.6	403	Cumilla	Muradnagar	105407	79943	75.8
326	Noakhali	Hatiya	77787	60359	77.6	404	Kishoreganj	Pakundia	49031	37183	75.8
327	Narshingdi	Narshingdi Sadar	126536	98173	77.6	405	Narshingdi	Monohordi	58321	44224	75.8
328	Rajbari	Goalunda Ghat	26436	20510	77.6	406	Cumilla	Lalmai	38356	29084	75.8
329	Jhenaidaha	Kaliganj	64004	49656	77.6	407	Sherpur	Nakla	45270	34321	75.8
330	Kishoreganj	Karimgani	55998	43437	77.6	408	Brahmanbaria	Ashugani	29390	22270	75.8
331	Sylhet	Kanaighat	48991	37980	77.5	409	Barishal	Barisal Sadar	85037	64418	75.8
332	Gopalganj	Tungipara	20220	15672	77.5	410	Tangail	Shakhipur	69205	52422	75.7
333	Madaripur	Kalkini	55926	43343	77.5	411	Cumilla	Meghna	23185	17543	75.7
334	Moulavi Bazar	Barlekha	44420	34414	77.5	412	Narayanganj	Narayanganj	199535	150962	75.7
335	Netrokona	Khaliajhuri	17406	13481	77.5	413	Chattogram	Hathazari	74234	56152	75.6
336	Manikganj	Manikganj Sadar	66326	51369	77.4	414	Chattogram	Sitakunda	79887	60419	75.6
337	Chattogram	Panchlailsh	32752	25350	77.4	415	Noakhali	Sudharam	91757	69376	75.6
338	Sylhet	Gowainghat	55527	42973	77.4	416	Cumilla	Chandina	79110	59791	75.6
339	Munshiganj	Gazaria	31880	24656	77.3	417	Chandpur	Sharasti	49660	37521	75.6
340	Narayanganj	Bandar	67815	52433	77.3	418	Narshingdi	Palash	42241	31897	75.5
341	Noakhali	Kabirhat	38173	29514	77.3	419	Habiganj	Bahubal	36520	27576	75.5
342	Rangpur	Pirgachha	51594	39876	77.3	420	Madaripur	Raior	48459	36591	75.5
343	Chattogram	Boalkhali	47509	36706	77.3	421	Jhalakati	Jhalakati Sadar	36150	27293	75.5
344	Sunamganj	Dowara Bazar	41923	32387	77.3	422	Sylhet	Companiganj	28714	21663	75.4
345	Tangail	Ghatail	102329	79025	77.2	423	Chattogram	Rawzan	64927	48950	75.4
346	Gazipur	Kaliakair	61303	47319	77.2	424	Rangpur	Mithapukur	98906	74556	75.4
347	Cumilla	Adarsho Sadar	114231	88139	77.2	425	Tangail	Delduar	48021	36179	75.3
348	Moulavi Bazar	Rainagar	42189	32550	77.2	426	Shariatpur	Palong (Sadar)	42760	32215	75.3
349	Kurigram	Bhurungamari	67009	51693	77.1	427	Sylhet	Biswanath	31692	23858	75.3
350	Narshingdi	Raipura	114653	88477	77.1	428	Sunamganj	Sadar (South)	29620	22294	75.3
351	Barishal	Agailjhara	28842	22244	77.1	429	Naogaon	Dhamoirhat	44871	33772	75.3
352	Barishal	Babuganj	26694	20584	77.1	430	Noakhali	Companiganj	51475	38729	75.2
353	Narshingdi	Belaboo	42318	32615	77.1	431	Gazipur	Kaliganj	56361	42385	75.2
354	Khagrachhari	Khagrachhari	19961	15384	77.1	432	Kurigram	Uliapur	106928	80392	75.2
355	Sunamganj	Sulla	20323	15661	77.1	433	Shariatpur	Bhedargani	45522	34201	75.1
356	Dhaka	Mirpur	85984	66258	77.1	434	Munshiganj	Lohajong	31068	23315	75
357	Chandpur	Hajiganj	64704	49848	77	435	Kurigram	Roumari	45840	34396	75
358	Lakshmipur	Ramgati	35584	27410	77	436	Noakhali	Begumganj	114747	86076	75
359	Lakshmipur	Ramganj	61552	47396	77	437	Feni	Sonagazi	55513	41640	75
360	Moulavi Bazar	Moulavi Bazar	55614	42820	77	438	Faridpur	Boalmari	54742	41034	75
361	Shariatpur	Damodvda	23733	18272	77	439	Chandpur	Matlab (South)	43903	32902	74.9
362	Moulavi Bazar	Sreemongal	65339	50293	77	440	Cumilla	Comilla Sadar	48699	36480	74.9
363	Gazipur	Tongi	29859	22977	77	441	Narayanganj	Rupganj	97717	73190	74.9
364	Barguna	Betagi	23724	18254	76.9	442	Lakshmipur	Kamalagar	34487	25778	74.7
365	Raibari	Baliakandi	46093	35455	76.9	443	Feni	Fulgazi	24989	18677	74.7
366	Barishal	Mehendiganj	51201	39374	76.9	444	Munshiganj	Munshiganj	82836	61844	74.7
367	Barishal	Banaripara	29629	22773	76.9	445	Sylhet	Biani Bazar	34419	25692	74.6
368	Munshiganj	Seraidikhan	59866	46005	76.8	446	Sunamganj	Dherai	36332	27096	74.6
369	Noakhali	Senbag	55678	42773	76.8	447	Chattogram	Anwara	48546	36196	74.6
370	Sunamganj	Jamalgani	30511	23432	76.8	448	Brahmanbaria	Kashba	66629	49636	74.5
371	Barishal	Muladi	31438	24141	76.8	449	Chattogram	Rangunia	76267	56773	74.4
372	Kurigram	Nageswari	103652	79590	76.8	450	Narayanganj	Sonargaon	90275	67198	74.4
373	Barguna	Barguna Sadar	59470	45662	76.8	451	Tangail	Nagarpur	67483	50232	74.4
374	Habiganj	Chunarughat	63280	48582	76.8	452	Brahmanbaria	Brahmanbaria	80945	60226	74.4
375	Kurigram	Kurigram Sadar	73650	56541	76.8	453	Munshiganj	Srinagar	59423	44138	74.3
376	Tangail	Mirzapur	96283	73885	76.7	454	Rangpur	Badargani	67691	50245	74.2
377	Tangail	Basail	39630	30404	76.7	455	Narayanganj	Araihazar	86027	63748	74.1
378	Rangpur	Kaunia	48246	37004	76.7	456	Brahmanbaria	Bijoy Nagar	52889	39191	74.1
379	Dhaka	Keraniganj	144696	110931	76.7	457	Sylhet	Fenchugani	19025	14088	74
380	Moulavi Bazar	Juri	26268	20137	76.7	458	Manikganj	Hairampur	32577	24121	74
381	Sherpur	Sherpur Sadar	125640	96274	76.6	459	Chattogram	Sandwip	60918	45089	74
382	Chattogram	Doublemooring	45288	34695	76.6	460	Brahmanbaria	Akhaura	31294	23154	74
383	Jhenaidaha	Sailkupa	81909	62737	76.6	461	Cumilla	Burichong	69628	51514	74
384	Dhaka	Dhamrai	91058	69737	76.6	462	Chandpur	Motlab (North)	58748	43434	73.9
385	Chandpur	Kachua	84101	64403	76.6	463	Cumilla	Homna	41773	30833	73.8
386	Sylhet	Balagani	50415	38584	76.5	464	Narshingdi	Shibpur	59596	43962	73.8
465	Chattogram	Mirsharai	86379	63665	73.7	477	Chattogram	Fatichhari	109157	79126	72.5
466	Sunamganj	Jogonathpur	34622	25498	73.6	478	Brahmanbaria	Nasirnagar	57828	41854	72.4
467	Chattogram	Karnaphuli	27775	20350	73.3	479	Habiganj	Madhabpur	66170	47705	72.1
468	Cumilla	Daudkandi	74895	54780	73.1	480	Chattogram	Lohagora	51425	37045	72
469	Manikganj	Singair	65180	47672	73.1	481	Sunamganj	Bishwamvarpur	28702	20605	71.8
470	Sunamganj	Tahirpur	37067	27067	73	482	Dhaka	Nawabganj	71829	51465	71.6
471	Cumilla	Nangolkot	77521	56576	73	483	Dhaka	Dohar	48679	34738	71.4
472	Khagrachhari	Mahalcchhari	8232	6004	72.9	484	Chattogram	Chandanaish	45770	32644	71.3
473	Khagrachhari	Ramgarh	9624	7012	72.9	485	Feni	Dagonbhuiyan	55022	38841	70.6
474	Chattogram	Satkania	72735	52868	72.7	486	Brahmanbaria	Nabinagar	100785	70891	70.3
475	Lakshmipur	Raipur	59883	43513	72.7						
476	Chattogram	Pativa	70744	51352	72.6						

Sl. No.	Name of District	Name of Upazila	Total Couples	Total Acceptors	CAR (%)	Sl. No.	Name of District	Name of Upazila	Total Couples	Total Acceptors	CAR (%)
---------	------------------	-----------------	---------------	-----------------	---------	---------	------------------	-----------------	---------------	-----------------	---------

Table-16: List of Upazila achieved CAR 50-70% up to the end of February 2022

Sl. No.	Name of District	Name of Upazila	Total Couples	Total Acceptors	CAR (%)
1	Lakshmipur	Lakshmipur Sadar	140443	98337	70.0
2	Brahmanbaria	Sarail	57866	40379	69.8
3	Brahmanbaria	Sunamganj Sadar	41573	28874	69.5
4	Gazipur	Kapasia	72733	49034	67.4
5	Feni	Chhagalnaiya	35775	23519	65.7
6	Brahmanbaria	Bancharampur	66281	32518	49.1

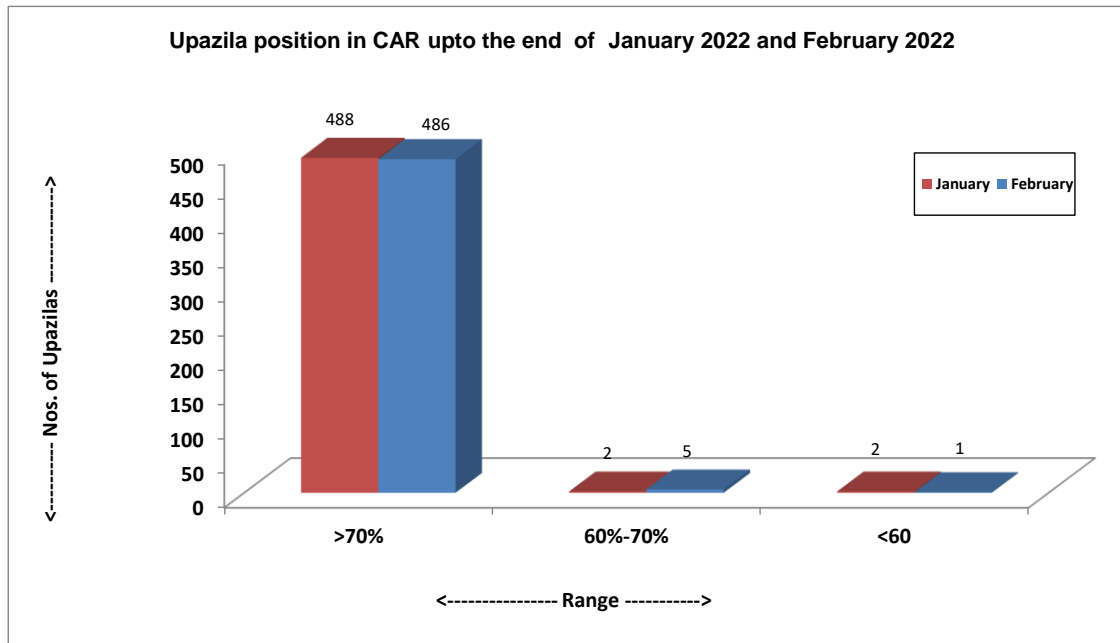


Table -17: Method wise Dropout and Switch Over by Division upto the end of February 2022

Division	Number of Acceptors dropped out and Switch Over									
	Oral Pill		Condom		Injectable		IUD		Implant	
	No Method	Switch Over	No Method	Switch Over	No Method	Switch Over	No Method	Switch Over	No Method	Switch Over
Rangpur	8042	4573	1471	1061	3380	2913	467	391	1759	1486
Rajshahi	10356	5835	3691	2666	3337	2954	571	253	1150	1062
Khulna	5890	4080	2334	1531	2721	2293	716	971	929	779
Barisal	4166	2896	1051	753	2470	1788	502	175	982	648
Dhaka	10263	8097	4664	2958	4801	3285	1187	633	2137	1558
Mymensingh	4265	5108	1083	965	1769	1618	244	641	649	491
Chattogram	9173	5004	3284	1626	5642	2939	1421	541	2297	1344
Sylhet	5709	2724	2141	757	2625	1127	378	148	740	338
National	57864	38317	19719	12317	26745	18917	5486	3753	10643	7706

Table -18: Contraceptive Acceptors and Acceptance Rate by Division upto the end of January 2022 and February 2022

Division	Month	Total Eligible Couple	Total Number of Acceptors							CAR (%)
			Permanent Method	IUD	Implant	Injectable	Oral Pill	Condom	Total	
Rangpur	Jan-22	3629282	436870	66564	189351	622554	1421959	168173	2905471	80.06
	Feb-22	3631677	433568	66272	189523	622237	1422745	168599	2902944	79.93
Rajshahi	Jan-22	4275603	478806	97492	193411	617396	1679907	413528	3480540	81.4
	Feb-22	4273071	477090	97167	193486	615397	1680397	413974	3477511	81.38
Khulna	Jan-22	3503077	413774	79480	160789	559436	1278198	316700	2808377	80.17
	Feb-22	3501722	412821	79119	160843	558868	1277503	317026	2806180	80.14
Barisal	Jan-22	1668517	136767	49928	106781	341679	603179	83874	1322208	79.24
	Feb-22	1669017	136504	49740	106622	341170	603192	84066	1321294	79.17
Dhaka	Jan-22	5504642	538880	155817	267225	706950	2095645	497875	4262392	77.43
	Feb-22	5507367	538049	155445	267442	706409	2095200	497688	4260233	77.36
Mymensingh	Jan-22	2310613	193302	51732	127906	328860	1014838	120924	1837562	79.53
	Feb-22	2311617	193123	51713	128306	328802	1015251	120884	1838079	79.51
Chattogram	Jan-22	5167502	424593	183390	288809	800299	1863574	344557	3905222	75.57
	Feb-22	5177580	423956	183365	289944	800711	1866394	345654	3910024	75.52
Sylhet	Jan-22	1759546	203581	48848	103657	245629	627293	128956	1357964	77.18
	Feb-22	1756838	202045	48050	102736	243322	625079	128630	1349862	76.83
National	Jan-22	27818782	2826573	733251	1437929	4222803	10584593	2074587	21879736	78.65
	Feb-22	27828889	2817156	730871	1438902	4216916	10585761	2076521	21866127	78.57

Table -19: Status of Contraceptive Method-Mix based on CAR at the end of the Month of February 2022

Method	Rangpur	Rajshahi	Khulna	Barishal	Dhaka	Mymensingh	Chattogram	Sylhet	National
Permanent Method	14.94	13.72	14.71	10.33	12.63	10.51	10.84	14.97	12.88
I U D	2.28	2.79	2.82	3.76	3.65	2.81	4.69	3.56	3.34
Implant	6.53	5.56	5.73	8.07	6.28	6.98	7.42	7.61	6.58
Injectables	21.43	17.7	19.92	25.82	16.58	17.89	20.48	18.03	19.29
Oral Pill	49.01	48.32	45.52	45.65	49.18	55.23	47.73	46.31	48.41
Condom	5.81	11.9	11.3	6.36	11.68	6.58	8.84	9.53	9.5
Total	100.0	100.0	100.0	100.0	100.0	100.0	100.0	100.0	100.0

Table -20: Performance by type of MCH services for the month of January 2022 and February 2022

(in Number)

Services	Performance		% Change of February '22 over January,22	
	January '2022	February '2022		
Number of Pregnant Women	906242	905142	-0.12	
No. of High Risk Pregnant Mother Referred	5379	5145	-4.55	
Treatment, Advised & Referred Infertile Couple	104769	100815	-3.92	
Treatment of RTI/STI (MCHTI, MFSTC, FWVTI-Raj & MCWCs)	4884	4338	-12.59	
Antenatal Care	1 st visit (within 4 Month)	154055	143346	-7.47
	2 nd visit (within 6 Month)	114456	108236	-5.75
	3 rd visit (within 8 Month)	92790	86780	-6.93
	4 th visit (in 9 th month) (including MCHTI, MFSTC & FWVTI-Raj)	78837	74922	-5.23
Delivery conducted in MCHTI, MFSTC, FWVTI-Rajshahi, MCWC, UHC, UH&FWC & NGO Clinics	Normal	47541	45357	-4.82
	C-Section	42770	41100	-4.06
	Total Delivery	90311	86457	-4.46
Postnatal Care (including MCHTI, MFSTC, FWVTI-Raj, MCWC, UHC, UH&FWC)	PNC-1 (within 24 Hour)	39730	36725	-8.18
	PNC-2 (within 2- 3 day)	35186	33388	-5.39
	PNC-3 (within 7 -14 day)	37538	35538	-5.63
	PNC-4 (within 42-48 day)	46313	45603	-1.56
TT for Women (15 - 49 Yrs.)	1 st dose	104769	100815	-3.92
	2 nd dose	101987	100940	-1.04
	3 rd dose	101358	103519	2.09
	4 th dose	93902	93488	-0.44
	5 th dose	97382	94258	-3.31
Immunization	BCG (Vaccine)	139968	132120	-5.61
	PCV 1	148811	139878	-6.00
	PCV 2	142227	139042	-2.24
	PCV 3	139519	135098	-3.17
	MR Vaccine 1st Dose	123188	118770	-3.59
	MR Vaccine 2nd Dose	120344	117985	-1.96
Number of ECP acceptors	9951	10617	6.27	
Number of MR done (Both Govt. & NGOs)	1873	1640	-14.21	
Total Live Births	109401	106734	0.00	
Still Births (Including MCHTI, MFSTC & FWVTI-Raj)	162	171	5.26	
Death	Neonatal Deaths (0 - 28 day)	269	244	-10.25
	Infant Death (29 days -<1 Yr.)	102	101	-0.99
	Child Death (1 - <5Yrs.)	13	9	-44.44
	Maternal Deaths	76	54	-40.74
	Other Death	29143	31171	6.51
	Total Death	29581	31579	6.33
No. of Health Education in UH&FWC	7619	5964	-21.72	

Table -21: Performance by type of Nutrition services for the month of January 2022 and February 2022

Services	Performance January,2022	Performance February,2022	% Change of February,2022 over January,2022
Counseling on IYCF, IFA, Vitamin-A and Hand washinh	692538	667769	-3.71
Received IFA & Calcium Tablet (0-23 months child mother)	149410	145716	-2.54
Exclusive Breast feeding up to 6 months	167890	164254	-2.21
No. of children (6-23Month) feeding complementary foods	183799	181892	-1.05
Feeding Tablet Vitamin A (6-59months Child)	4230	2245	-88.42
Received Tablet anti-helminthics (24-59months Child)	45093	43694	-3.2
Feeding Zink pill with ORS suffering form diarrhoea	4276	4844	11.73
Identifying Suffering from MAM	7363	7692	4.28
Suffering from SAM & Referred	1710	1503	-13.77
Identifying Child Stunting	3484	2239	-55.61
Identifying Child Wasting	3192	3012	-5.98
Identifying Child Under weight	3375	3371	-0.12

Annex - A: Summary of the Couples and Acceptors by Month Since February 2022

Indicators	September.'21	October.'21	November.'21	December.'21	January.'22	February.'22
Number of Total Couples	27768889	27773165	27779305	27813853	27818782	27828889
Number of Total Acceptors	21812635	21817013	21820985	21888673	21879736	21866127
CAR (Contraceptive Acceptance Rate)	78.55	78.55	78.55	78.7	78.65	78.57

Method Specific Acceptors(Cumilative) by Month Since February 2022

Indicators	September.'21	October.'21	November.'21	December.'21	January.'22	February.'22
Permanent Method (Male)Total	738032	737045	736655	737964	735140	733701
Permanent Method (Female) Total	2089598	2090020	2091335	2093264	2091433	2083455
Permanent Method (Total)	2827630	2827065	2827990	2831228	2826573	2817156
IUD (Users)Total	732451	731011	729904	736084	733251	730871
Implant (Users) Total	1403030	1408159	1413221	1435675	1437929	1438902
Injectable (Acceptors) Total	4222919	4220802	4220669	4228845	4222803	4216916
Oral Pill (Acceptors) Total	10565372	10567576	10565131	10583809	10584593	10585761
Condom (Acceptors) Total	2061233	2062400	2064070	2073032	2074587	2076521
Reporting Status	Number of Districts reported	64	64	64	64	64
	Number of Upazilas reported	490	489	490	490	491

Method Specific Absolute Performance by Month Since February2022

Indicators	September.'21	October.'21	November.'21	December.'21	January.'22	February.'22
Permanent Method (Male, Cases)	2268	2336	2306	2744	2080	1964
Permanent Method (Female, Cases)	6877	6950	6666	9561	5715	5577
Permanent Method (Total, Cases)	9145	9286	8972	12305	7795	7541
I U D (in cases)	12133	11861	11036	24235	10277	10326
Implant (Cases)	32316	31467	29775	60453	26537	27249
Injectables (Doses)	804103	782039	759604	783339	773379	741611
Oral Pill (Cycles)	4757158	4722542	4691478	4633437	4531477	5076097
Condom (Pieces)	8069507	7827713	7856133	7875426	7754289	7542731

Performance by types of MCH services by month since February 2022

Services	September.'21	October.'21	November.'21	December.'21	January.'22	February.'22	
Number of Pregnant Women	930659	933774	922700	907694	906242	905142	
No. of High Risk Pregnant Mother Referred	5254	5430	5397	5107	5379	5145	
Antenatal Care	1 st visit (within 4 Month)	183076	167983	159348	152682	154055	143346
	2 nd visit (within 6 Month)	125554	124811	119750	118637	114456	108236
	3 rd visit (within 8 Month)	99074	97300	96086	94202	92790	86780
	4 th visit (in 9 th month) (including MCHTI, MFSTC & FWVTI-Raj)	86145	83978	82657	83409	78837	74922

Services		September.'21	October.'21	November.'21	December.'21	January.'22	February.'22
Institutional Delivery(MCWC, UHC, UH&FWC & NGO)	Normal	48087	49395	50161	50970	47541	45357
	Caesarian	44014	45246	45707	45250	42770	41100
	Total	92101	94641	95868	96220	90311	86457
Non-Institutional Delivery	At Home by Trained Persons	30281	30769	30850	31957	29960	28949
	At Home by Non-Trained Persons	10671	10982	11010	10957	10850	10708
	Total	40952	41751	41860	42914	40810	39657
Total Delivery		133053	136392	137728	139134	131121	126114
Postnatal Care	PNC-1 (within 24 Hour)	43093	45246	45707	45250	42770	41100
	PNC-2 (within 2- 3 day)	38563	94641	95868	96220	90311	86457
	PNC-3 (within 7 -14 day)	40291	30769	30850	31957	29960	28949
	PNC-4 (within 42-48 day) (including MCHTI, MFSTC & FWVTI-Raj)	46724	10982	11010	10957	10850	10708
Postnatal care by trained person till two days in Home Delivery		4856	5052	5271	5205	4865	5114
No. of uses 7.1% chlorhexidine digluconate for umbilical cord care		41517	39768	40269	39903	36431	34394
TT for Women (15 - 49 Yrs.)	1 st dose	109525	109123	109045	106768	104769	100815
	2 nd dose	110422	109017	107613	105735	101987	100940
	3 rd dose	116808	109152	114490	105542	101358	103519
	4 th dose	105212	103178	100478	97095	93902	93488
	5 th dose	102775	102672	101136	99693	97382	94258
Immunization	BCG (Vaccine)	138409	138409	138409	145859	139856	132120
	PCV 1	150260	150260	150260	153355	149849	139878
	PCV 2	151504	151504	151504	148861	147379	139042
	PCV 3	148987	148987	148987	144269	142342	135098
	MR Vaccine 1st Dose	135423	135423	135423	130524	129805	118770
	MR Vaccine 2nd Dose	130170	130170	130170	125393	125659	117985
*Total Live Births		109424	111679	113579	114414	109401	106734
Still Births		324	288	187	192	162	171
Death	Neonatal Death (0 - 28 day)	297	418	312	307	269	244
	Infant Death (29 days -<1 Yr.)	101	105	97	85	102	101
	Child Death (1 -< 5 Yrs.)	20	15	22	9	13	9
	Maternal Death	65	90	69	57	76	54
	Other Death	26693	24943	25144	26563	29143	31171
	Total Death	27176	25571	25644	27021	29603	31579
* Live births conducted at Govt. MCH, DH, MCWC, UHC, UH&FWC, NGOs and Home. The information is collected by FWAs through field visit.							

Annex - C : City Corporation wise Contraceptive Acceptors and Acceptance Rate (CAR) (Partial) of February 2022

Name of the City Corporation	Eligible Couple	Oral Pill	Condom	Injectable	I U D	Implant	Permanent Mett	
							Male	Female
Rangpur City Corporation	106160	38890	10038	17319	1155	5877	3412	6441
Rangpur Division	106160	38890	10038	17319	1155	5877	3412	6441
Rajshahi City Corporation	101834	29465	28729	16007	623	2290	575	6404
Rajshahi Division	101834	29465	28729	16007	623	2290	575	6404
Khulna City Corporation	134808	38803	25826	17256	7632	8878	4877	5784
Khulna Division	134808	38803	25826	17256	7632	8878	4877	5784
Barisal City Corporation	29305	12073	4720	2913	363	1969	291	1179
Barisal Division	29305	12073	4720	2913	363	1969	291	1179
Dhaka City Corporation	97900	30438	12549	15487	3500	4958	4170	5683
Gazipur City Corporation	104222	44720	9270	12518	3169	4585	1651	7547
Narayanganj City Corporation	112442	40412	12311	14958	2462	4404	3939	5782
Dhaka Division	314564	115570	34130	42963	9131	13947	9760	19012
Chattogram City Corporation	81532	27092	10954	9698	3856	5106	2121	3824
Chattogram Division	81532	27092	10954	9698	3856	5106	2121	3824
Sylhet City Corporation	29285	11344	4014	3195	399	1386	668	2250
Sylhet Division	29285	11344	4014	3195	399	1386	668	2250
Mymensingh City Corporation	33043	13709	2492	3864	802	2529	1571	2148
Mymensingh Division	33043	13709	2492	3864	802	2529	1571	2148
Total	830531	286946	241806	226430	47922	41982	23275	47042

at the end of the month

Code	Total Acceptors	CAR(%)
9853	83132	0
9853	83132	78.31
6979	84093	0
6979	84093	82.58
10661	109056	0
10661	109056	80.9
1470	23508	0
1470	23508	80.22
9853	76785	0
9198	83460	0
9721	84268	0
28772	244513	77.73
5945	62651	0
5945	62651	76.84
2918	23256	0
2918	23256	79.41
3719	27115	0
3719	27115	82.06
70317	657324	79.15