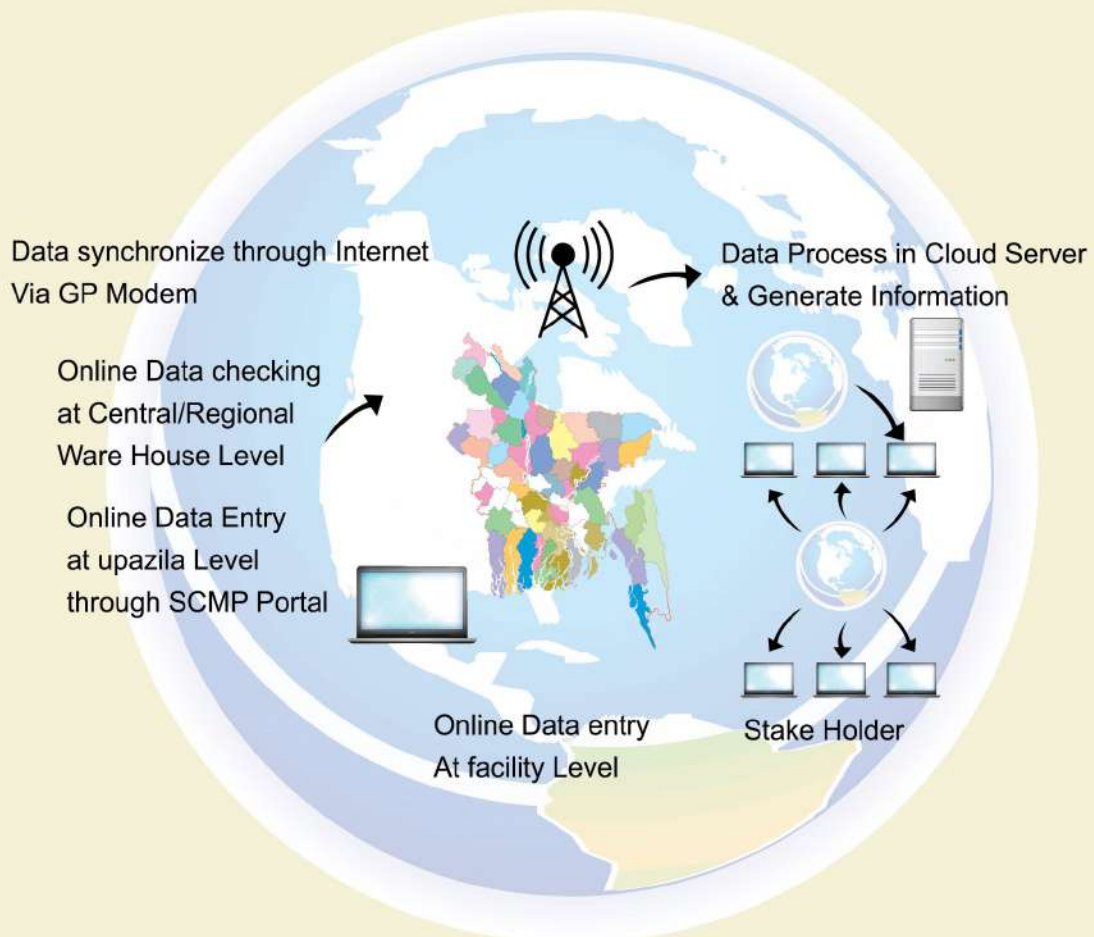




FAMILY PLANNING MONTHLY LOGISTICS REPORT

April 2023

Logistics Management Information System (LMIS) Data Flow System



Management Information System (MIS)
Directorate General of Family Planning (DGFP)

Government of the People's Republic of Bangladesh
Medical Education and Family Welfare Division
Directorate General of Family Planning
Management Information System (MIS)
6, Kawran Bazar, Dhaka- 1215
www.dgfp.gov.bd


Memo No. 59.11.00000.402.16.002.19.108

Date: 5 June, 2023.

Sub: Family Planning Monthly Logistics Report for the Month of April, 2023.

Family Planning Monthly Logistics Report for the Month of April, 2023 is sent herewith for your kind information & necessary action. This report is prepared on the basis of Form-7 submitted by Warehouses and Form-7B submitted by Upazila Family Planning Offices by using WIMS & UIMS operating tools. It provides useful information on monthly distribution and stock balance of all the major contraceptives of Warehouse/Upazila Stores. For more information you can visit at www.scmpbd.org web site.

Comments and suggestions for improvement of this report will be highly appreciated.


05/06/2023
(Sabina Parveen)

Director & Line Director (MIS)

Phone: 55012352

Mail: dirmis@dgfp.gov.bd

Memo No. 59.11.00000.402.16.002.19.108.1(202)

Date: 5 June, 2023.

Copy of the report forwarded to (Not according to seniority):

1. Secretary, Medical Education & Family Welfare Division, Ministry of Health & Family Welfare, Bangladesh Secretariat, Dhaka.
2. Additional Secretary (Admin), Medical Education & Family Welfare Division, Ministry of Health & Family Welfare, Bangladesh Secretariat, Dhaka.
3. Director (Administration), Directorate General of Family Planning, 6 Kawran Bazar, Dhaka 1215.
4. Joint Secretary (Development), Medical Education & Family Welfare Division, Ministry of Health & Family Welfare, Bangladesh Secretariat, Dhaka.
5. Director & Line Director (MIS), Directorate General of Family Planning, 6 Kawran Bazar, Dhaka.
6. Director Finance & Line Director (Family Planning Field Service Delivery), Directorate General of Family Planning, 6 Kawran Bazar, Dhaka 1215.
7. Director (Logistics & Supply) and Line Director (Procurement, Storage & Supply Management), Directorate General of Family Planning, 6 Kawran Bazar, Dhaka 1215.
8. Director (IEM) & Line Director (Information, Education and Communication), Directorate General of Family Planning, 6 Kawran Bazar, Dhaka 1215.
9. Director (Planning) & Line Director (Planning Monitoring and Evaluation), Directorate General of Family Planning, 6 Kawran Bazar, Dhaka 1215.

10. Director (MCH-Services) & Line Director (MCRAH), Directorate General of Family Planning, 6 Kawran Bazar, Dhaka 1215.
11. Line Director (CCSDP), Directorate General of Family Planning, 6 Kawran Bazar, Dhaka 1215.
12. Director (Audit), Directorate General of Family Planning, 6 Kawran Bazar, Dhaka 1215.
13. Divisional Director, Family Planning, Dhaka /Chattogram /Rajshahi /Khulna /Sylhet /Barishal/ Rangpur/ Mymensingh Division.
14. Joint Chief (Planning), Health Service Division, Ministry of Health & Family Welfare, Bangladesh Secretariat, Dhaka
15. Joint Chief (Population & Planning wing), Planning commission, Sher-e-Bangla Nagar, Dhaka.
16. Joint Chief (Planning), Program Management and Monitoring Unit (PMMU), Azimpur, Dhaka-1205.
17. Director, Maternal & Child Health Training Institute (MCHTI), Azimpur, Dhaka.
18. Director, Mohammadpur Fertility Services & Training Centre (MFSTC), Mohammadpur, Dhaka.
19. Director, Maternal & Child Health Training Institute (MCHTI), Lalkuthi, Mirpur, Dhaka.
20. P.S. to the Honorable Minister, Ministry of Health and Family Welfare, Bangladesh Secretariat, Dhaka, for kind information of the Honorable Minister.
21. Deputy Chief (Planning), Medical Education & Family Welfare Division, Ministry of Health & Family Welfare, Bangladesh Secretariat, Dhaka.
22. Additional Director (Drugs and Stores), Directorate General of Family Planning, Central Warehouse, Mohakhali, Dhaka.
23. Deputy Director, Family Planning, ----- District (You are requested to take appropriate measures to ensure timely online submission of Form 7B report from upazilas).
24. Regional/District Consultant, FPCS-QIT, District Family Planning Office, ----- District.
25. Central/Regional Supply Officer, Family Planning, ----- CWH/RWHs.
26. Assistant Maintenance Engineer, MIS Unit, DGFP (Requested to upload this report to DGFP website).
27. Country Project Director, MTaPS/MSH, House: 30, Road: No. 42, Gulshan-2, Dhaka-1212.
28. Country Director, the World Bank, E-32, Agargaon, Sher-e-Bangla Nagar, Dhaka-1207.
29. Team Leader, Population & Health Team, USAID, Madani Avenue, Baridhara, Dhaka.
30. Country Representative, UNFPA, IDB Bhaban, Agargaon, Sher-E-Bangla Nagar, Dhaka.
31. Managing Director, SMC, SMC Tower, 33 Bananj C/A, Dhaka-1213.
32. Documentation Center, IEM Unit, Directorate General of Family Planning, 6 Kawran Bazar, Dhaka.
33. Responsible person of Dispatch Section, MIS Unit, DGFP (Requested to distribute the published 'Family Planning Monthly Logistics Report' to concerned Person/Office/Organization).
34. PA to Director General, Directorate General of Family Planning, 6 Kawran Bazar, Dhaka 1215.
35. Concerned Organization/Person.



05.06.2023
(Md. Abul Kalam Azad)
Deputy Program Manager (DPM)

Table Of Contents

	Page
1. DGFP Stock Status Report	1-2
2. National Receipts Quantity by Product by Month	3
3. National Level Contraceptive Summary Report	4
4. Stock Status Report at Different Levels	5
5. Contraceptive Stock Status by Product at Upazila Store and Field	6-10
6. Contraceptive Stock Status by Product at Regional Warehouses/Upazila	11-31
7. Month-wise Consumption Trend	32-34
8. Report on Upazila and Warehouse Having Stock Out in last month	35

1. DGFP Stock Status Report

Year →	2023												2024												2025												2026			
	Month →	5	6	7	8	9	10	11	12	1	2	3	4	5	6	7	8	9	10	11	12	1	2	3	4	5	6	7	8	9	10	11	12	1	2	3	4			
Min.-Max. →	Min												Max																											
Product ↓	CS - 44.46m : 5.2 MOS																																							
Condom	5.2 MOS						22.34m (MOS:2.64)																																	
*AMC = 8.47m													FY:2022-23: 51m, Rec - 28.66m																											
	CS -48.08m : 7.8 MOS																																							
Pill (Total)	7.8 MOS												39m (MOS:6.4)																											
*AMC = 6.14m													FY:2022-23: 39m																											
	CS - 5.05m : 15.1 MOS																																							
POP-APON	15.1 MOS (July 2024)																																							
*AMC = 0.335m																																								
IUD	24.4 MOS (Apr. 2025)																																							
*AMC = 12,797																																								
	CS (11.42m): 14.3 MOS																																							
Injectables	14.3 MOS (June 2024)																																							
*AMC = 0.798m																																								
	CS-(0.915m): 27.7 MOS																																							
Implant	27.7 MOS (August 2025)																																							
*AMC = 33,033																																								
	Pill (Total): 2nd & 3rd generation Shukhi																																							
	*AMC is calculated based on past 6-months consumption																																							
	Data Sources: DGFP/L&S unit, DGFP LMIS web site - https://scmpbd.org/																																							
	Central Warehouse WIMS data and Approved DGFP Procurement Plan																																							
	National min-max stock level is 6 & 10 MOS																																							
	AMC = Average Monthly Consumption																																							
																									Legend:															
																									Current Stock (CS): Less than 3 MOS															
																									Current Stock (CS): MOS 3.0 to Less than 6 MOS															
																									Current Stock (CS): MOS 6 and above															
																									Planned for FY 2020-21															
																									Procurement completed, yet to be received															
																									Donation															

DGFP STOCK STATUS NOTES
(For Contraceptives)
Month: April 2023

CONDOM – Current national stock is 44.46 million pieces, and this stock can be used up to September 2023.

- **2022-23: GOB (Revenue)** – Contract of Procurement of 51 Million Pieces Condom has been completed. Meanwhile, 28.66 Million Pieces Condom received in 30th April 2023.

PILL (Shukhi) – Current national stock of Oral Contraceptive Pill is 48.08 million cycles which will go up to December 2023.

- **2022-23: GOB (Revenue)** – Till the date no requirement received from User Unit for procurement of PILL (Shukhi).
- **2022-23: RPA (GOB) & GOB (Development)**- Requirement of 39.00 Million Cycles Oral Pill (COP) (Shukhi-3rd Generation) received from User Unit for procurement and the procurement is in progress and the purchase proposal has been sent to MEFWD for the approval of CCGP.

POP-APON - Current national stock of POP-APON Pill is 5.05 million cycles which will go up to July 2024.

- **2022-23: RPA (GOB) & GOB (Development)**– Till the date no requirement received from User Unit for procurement of POP-APON.
- **2022-23: GOB (Revenue)** – Till the date no requirement received from User Unit for procurement of POP-APON.

IUD - Current national stock is 0.312 million pcs and this stock can be used up to April 2025.

INJECTABLES – Current stock of 11.42 million vials and that can be used up to June 2024.

IMPLANT – Current stock is 0.915 million sets, and this can be used up to August 2025.

You can also download the previous reports from <http://www.scmpbd.org>

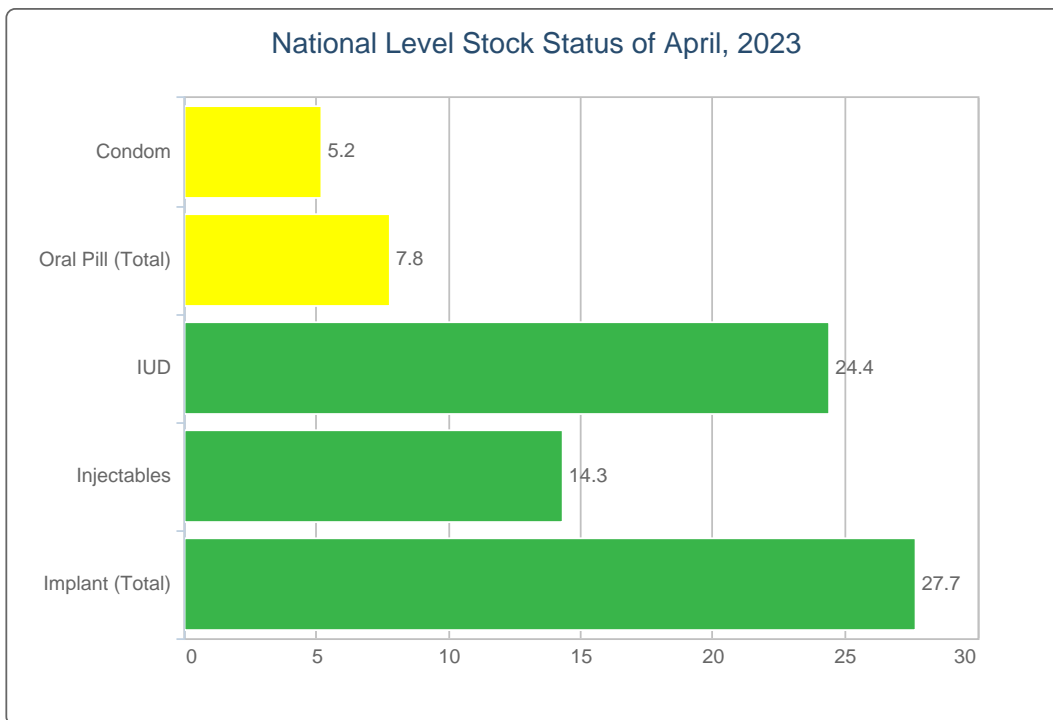
2. National Receipts Quantity by Product by Month

Contraceptive Received Report

Month: April, 2023

Item	Supplier	Receiver	Date Receipts	Qty
Condom	KHULNA ESSENTIAL LATEX PLANT (KELP)	Bogura RWH	30/04/23	1,774,800
Total				1,774,800

3. National Level Contraceptive Summary Report



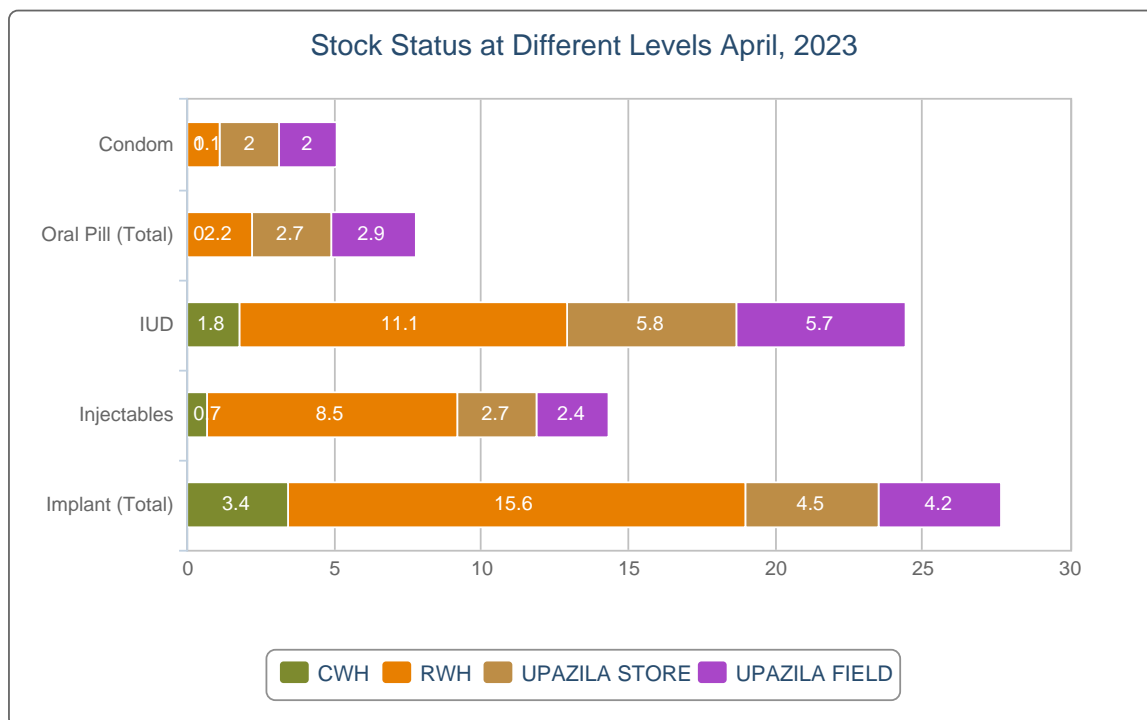
■ MOS: < 3.0
 ■ MOS: 3.0 - 5.9
 ■ MOS: 6.0 and above

MOS = Month of Stock

National Level Stock Status of April, 2023

SL	Name of Products	Reported Consumption	Reported Closing Balance	Average Monthly Consumption	MOS
1	Condom	8,005,355	44,460,469	8,471,532	5.2
2	Oral Pill (Total)	6,043,277	48,089,639	6,149,223	7.8
3	IUD	8,135	312,403	12,797	24.4
4	Injectables	741,492	11,420,988	798,033	14.3
5	Implant (Total)	10,406	915,662	33,033	27.7

4. Stock Status Report at Different Levels

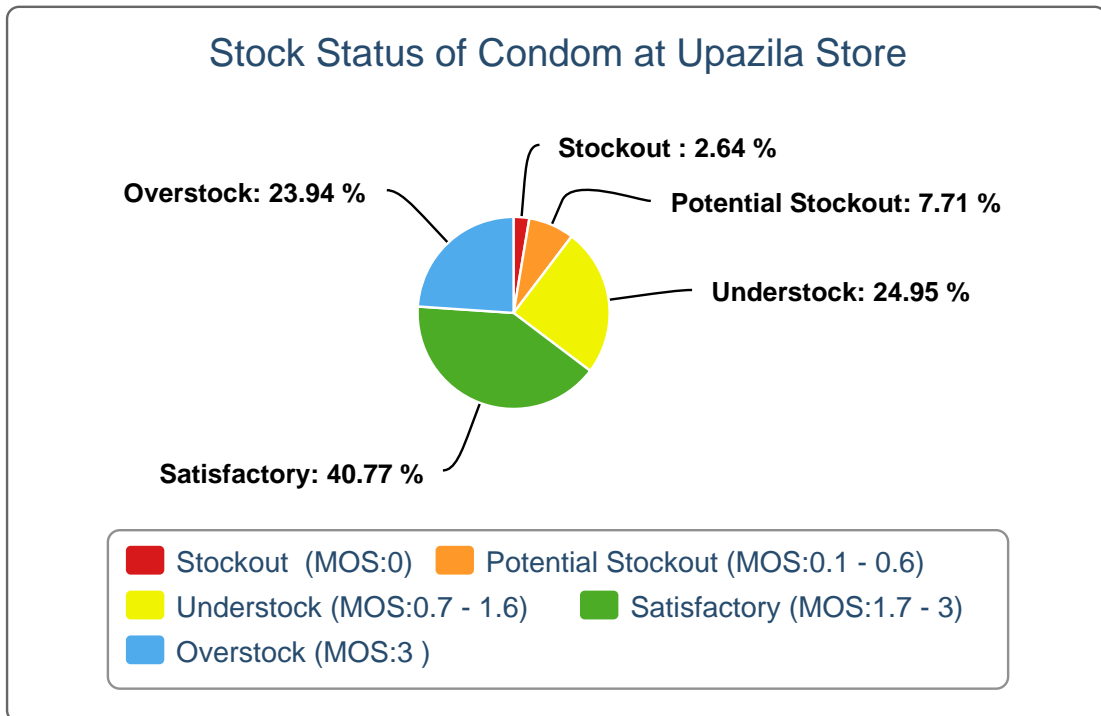


Stock Status at Different Levels April, 2023

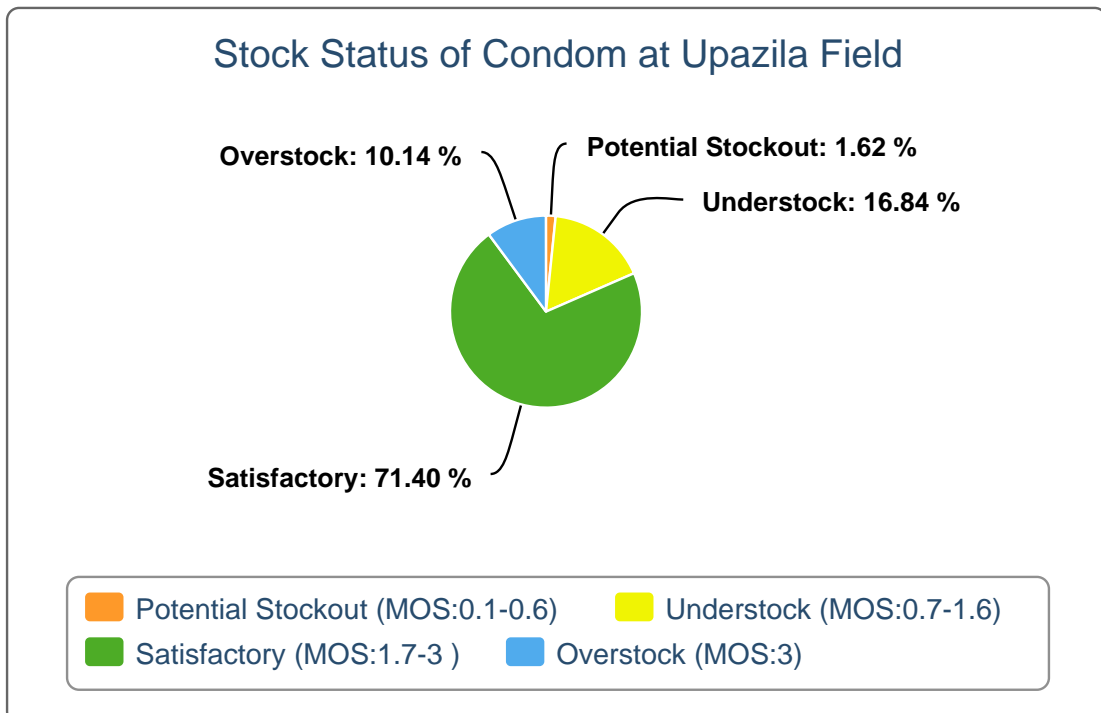
Products	Avg. Consump. of Last 6 Months	CWH Level	MOS	RWH Level	MOS	Upazila Level	MOS	Field Level	MOS	National Level	MOS
Condom	8,471,532	309,600	0	9,514,200	1.1	17,346,390	2	17,290,279		44,460,469	5.2
Oral Pill (Total)	6,149,223	131,520	0	13,276,939	2.2	16,906,378	2.7	17,774,802		48,089,639	7.8
IUD	12,797	22,950	1.8	141,559	11.1	74,440	5.8	73,454		312,403	24.4
Injectables	798,033	555,700	0.7	6,803,720	8.5	2,162,265	2.7	1,899,303		11,420,988	14.3
Implant (Total)	33,033	112,885	3.4	516,849	15.6	147,138	4.5	138,790		915,662	27.7

5. Contraceptive Stock Status by Product at Upazila Store and Field

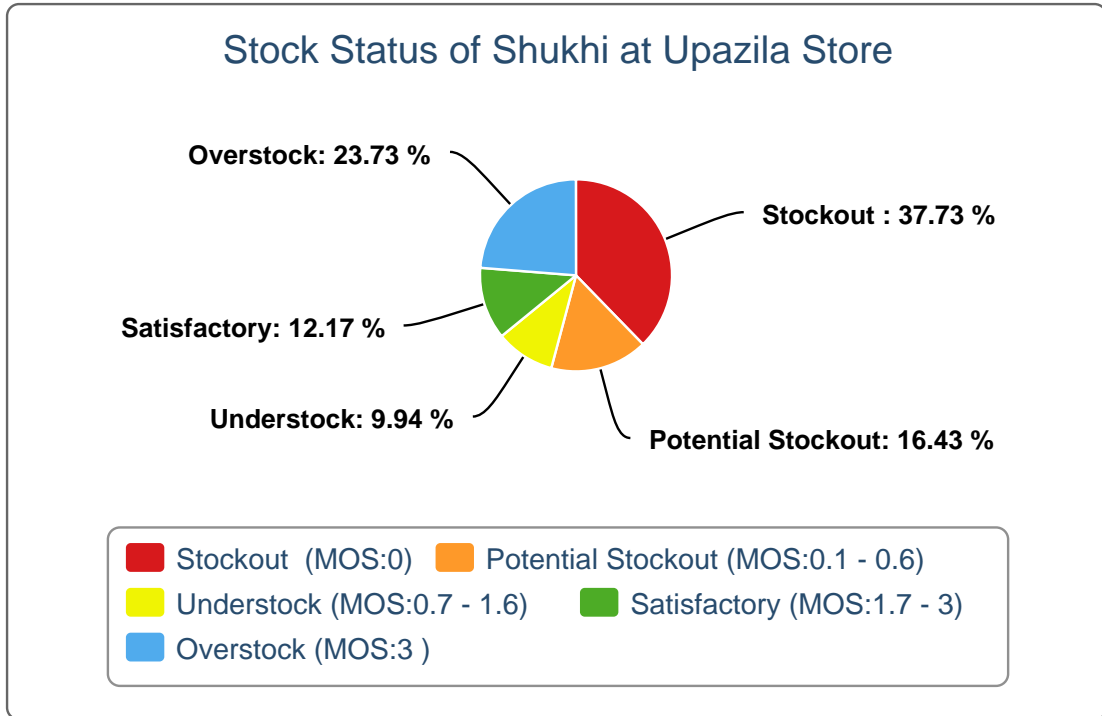
5(a).



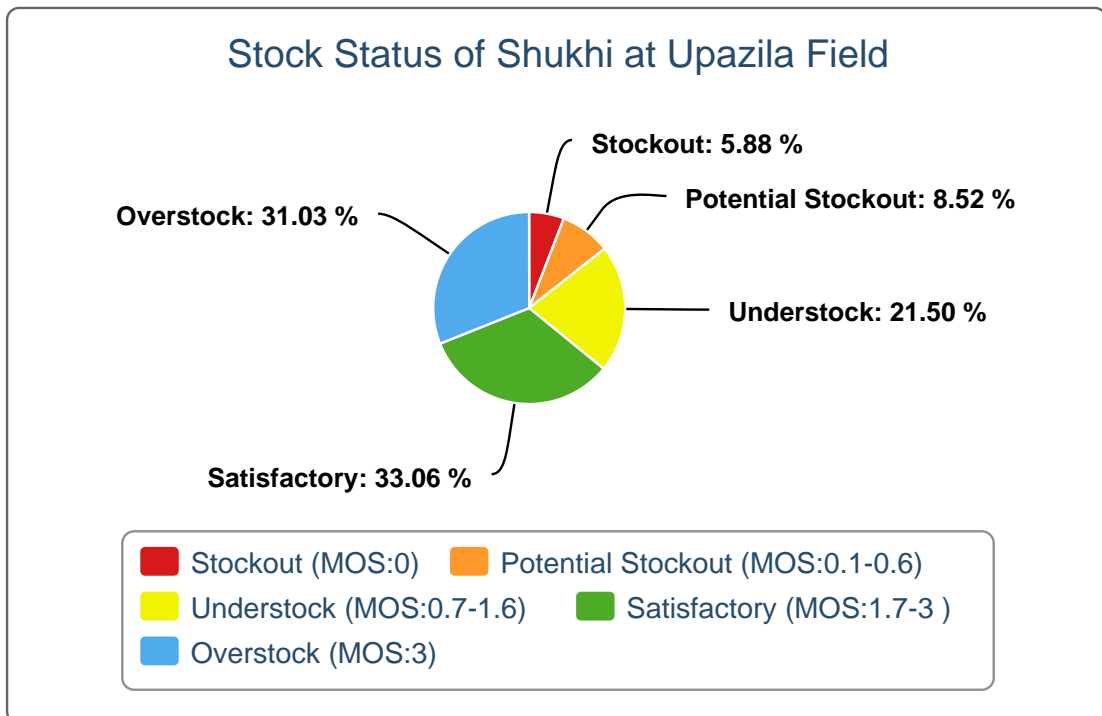
5(b).



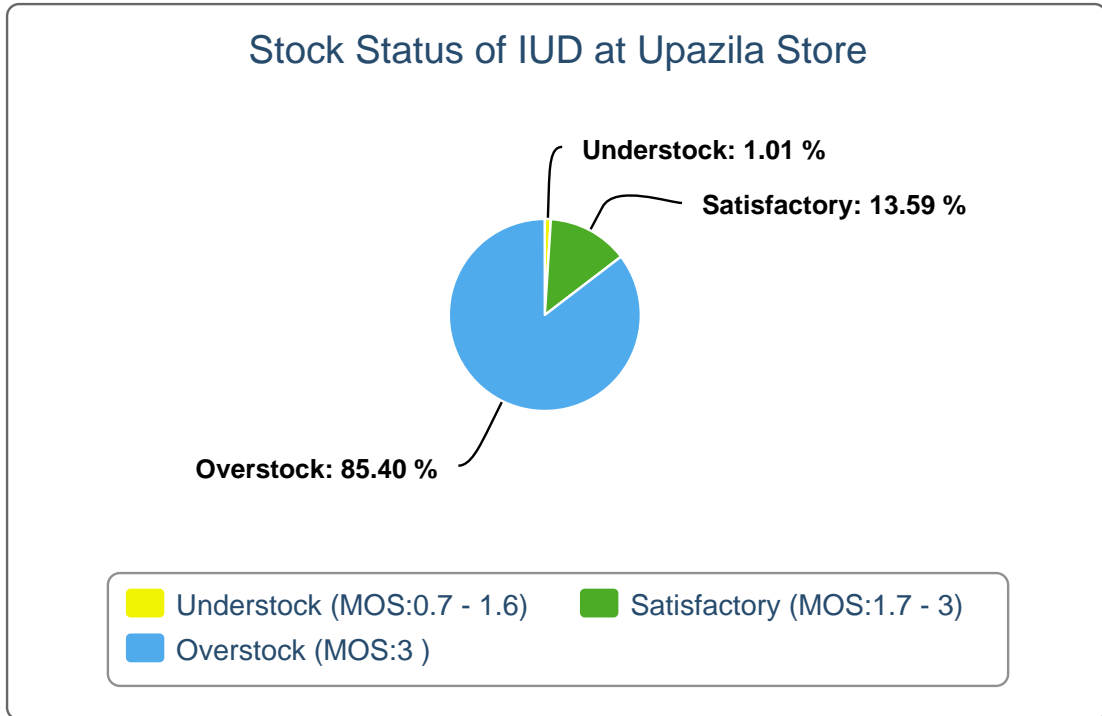
5(c).



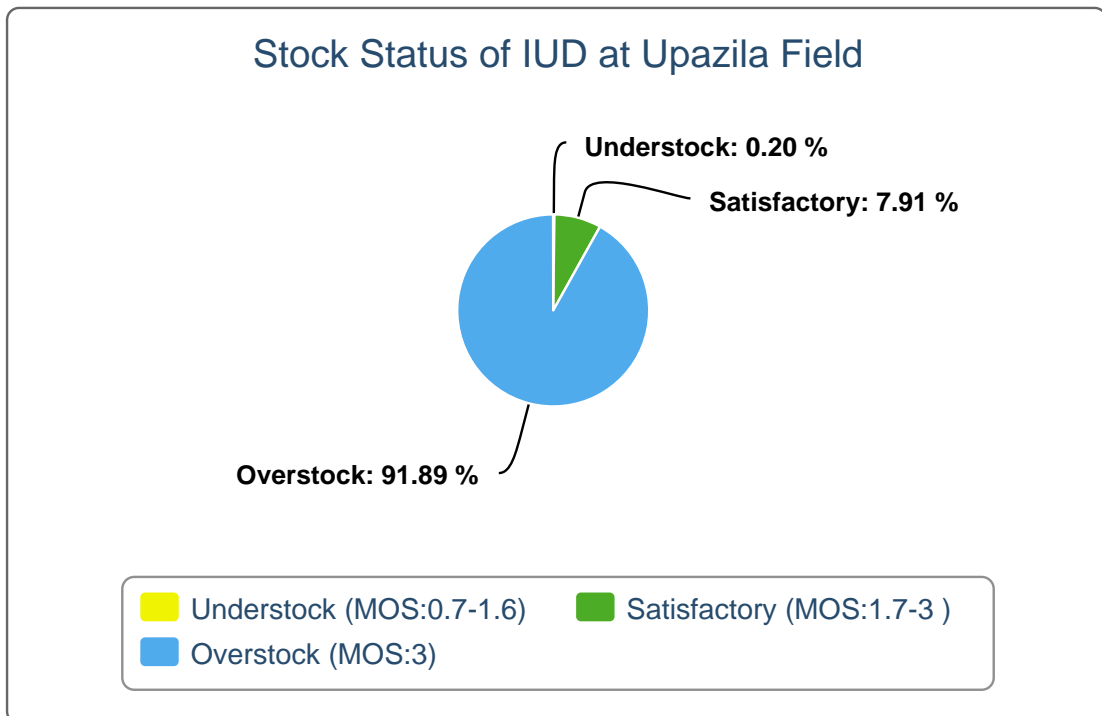
5(d).



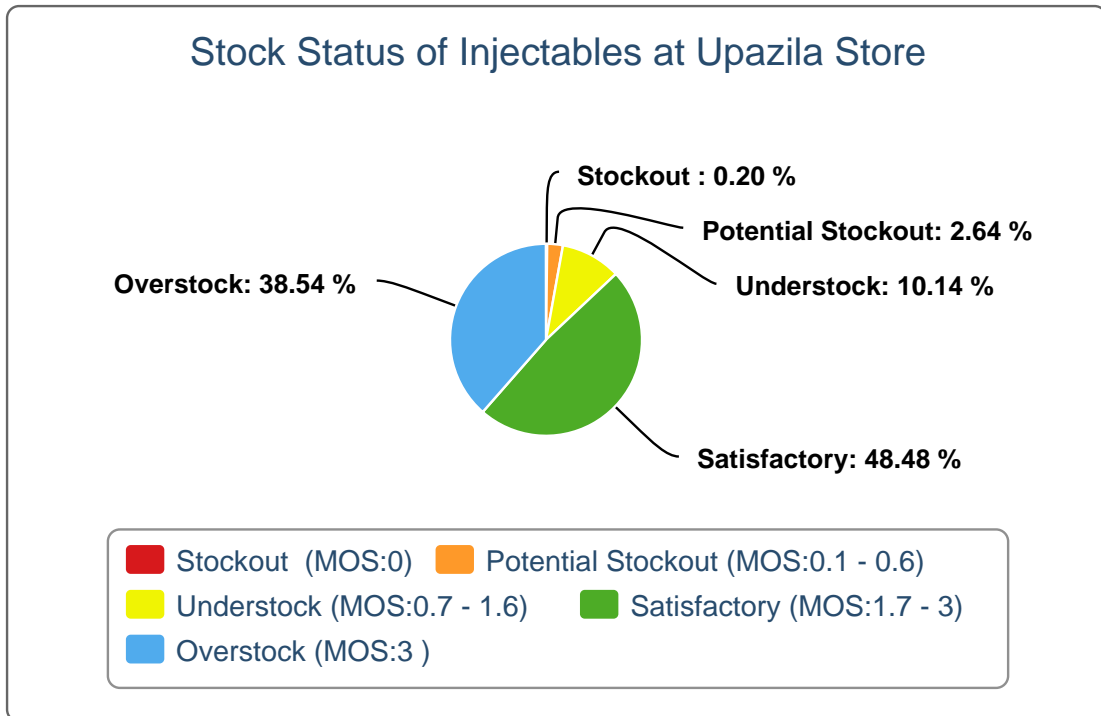
5(e).



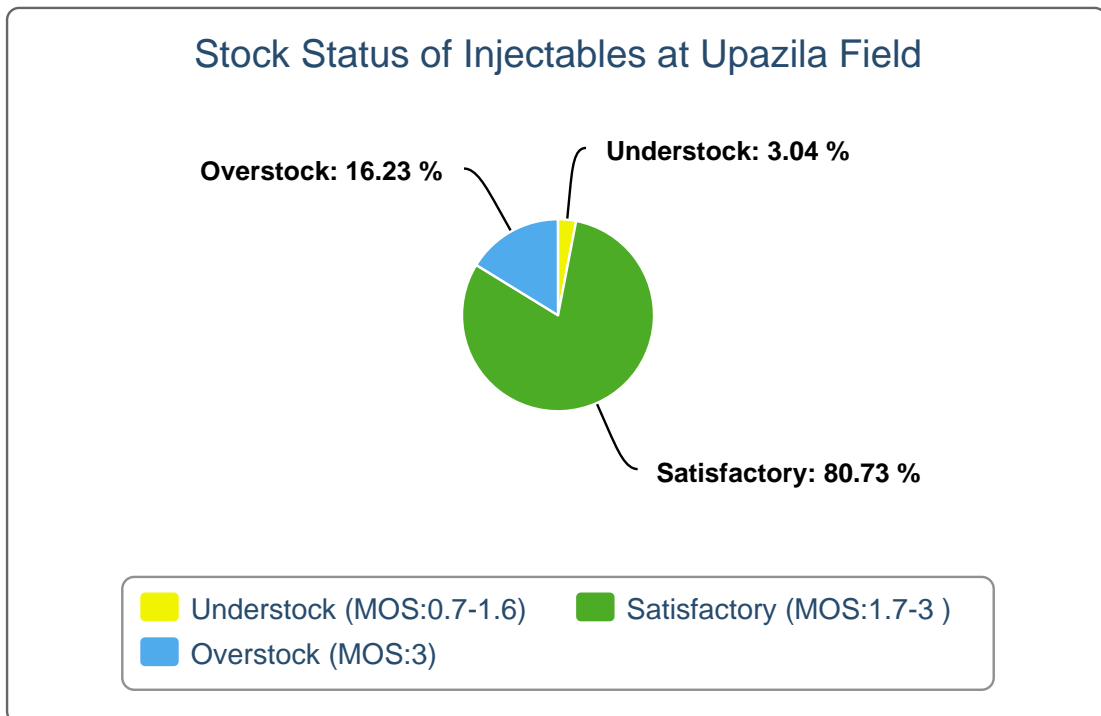
5(f).



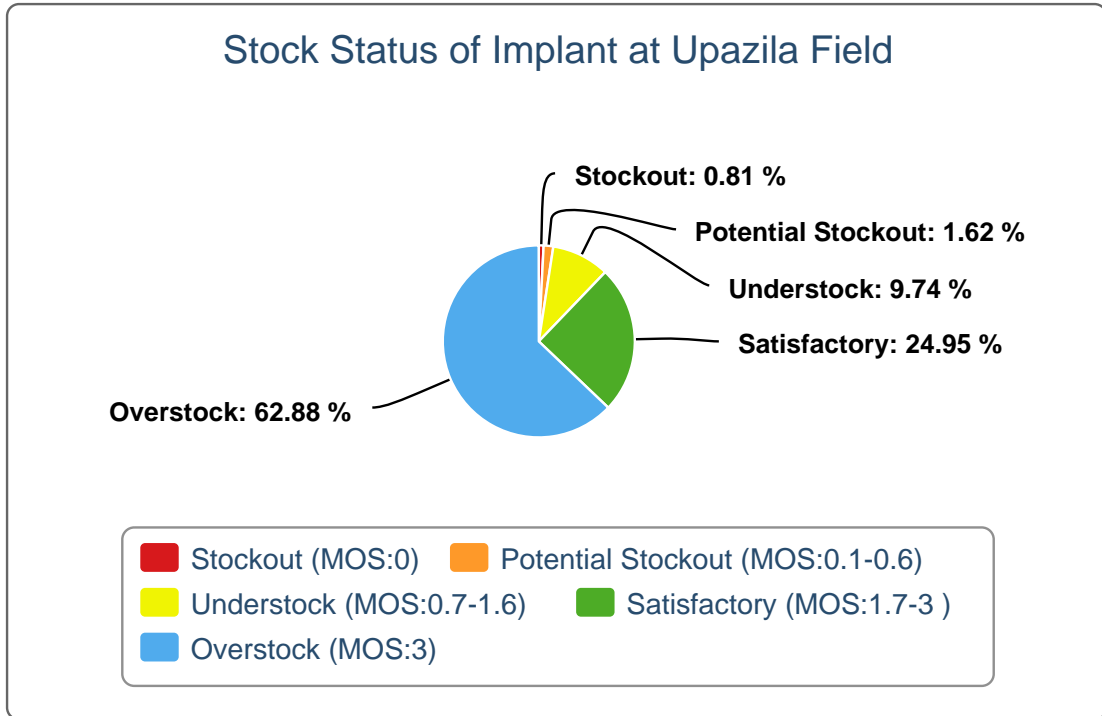
5(g).



5(h).



5(i).



6(a). Contraceptive Stock Status by Product at Regional Warehouses

SL	WH Name	Condom			Shukhi			IUD			Injectables			Implant		
		CBL	AMD	MOS	CBL	AMD	MOS	CBL	AMD	MOS	CBL	AMD	MOS	CBL	AMD	MOS
1	Bandarban RWH	158,400	40,837	3.9	69,080	23,313	3.0	675	154	4.4	18,000	3,443	5.2	2,150	177	12.1
2	Barishal RWH	716,000	268,403	2.7	221,760	203,989	1.1	3,450	447	7.7	4,300	31,478	0.1	29,300	1,020	28.7
3	Bhola RWH	14,400	46,663	0.3	307,200	54,931	5.6	2,100	161	13.0	92,000	26,571	3.5	11,650	295	39.5
4	Bogura RWH	295,200	486,571	0.6	571,680	334,990	1.7	8,550	453	18.9	1,147,000	28,360	40.4	32,900	1,994	16.5
5	Chattogram RWH	1,105,000	314,040	3.5	2,840,160	204,869	13.9	11,440	862	13.3	466,800	27,523	17.0	23,500	1,839	12.8
6	Cox's Bazar RWH	4,204,800	96,763	43.5	2,570,109	75,603	34.0	27,700	539	51.4	579,420	21,548	26.9	18,749	1,054	17.8
7	Cumilla RWH	651,600	473,736	1.4	410,880	341,463	1.2	7,100	1,022	6.9	260,000	62,163	4.2	34,100	2,370	14.4
8	Dhaka CWH	309,600	1,263,298	0.2	131,520	633,565	0.2	22,950	1,959	11.7	555,700	77,427	7.2	112,885	3,430	32.9
9	Dinajpur RWH	244,800	173,839	1.4	104,640	216,986	0.5	7,599	273	27.8	111,000	29,891	3.7	29,700	1,595	18.6
10	Faridpur RWH	3,600	464,953	0.0	372,480	316,225	1.2	8,500	656	13.0	163,000	29,907	5.5	22,050	2,105	10.5
11	Jamalpur RWH	212,400	290,149	0.7	503,040	233,465	2.2	4,300	202	21.3	123,000	24,675	5.0	20,700	929	22.3
12	Jashore RWH	194,400	399,555	0.5	143,040	262,501	0.5	4,600	379	12.1	121,000	35,932	3.4	26,000	1,263	20.6
13	Khulna RWH	3,600	545,013	0.0	3,088,840	369,692	8.4	8,300	402	20.6	2,576,000	32,479	79.3	40,100	1,264	31.7
14	Kushtia RWH	10,800	302,440	0.0	155,520	154,862	1.0	2,099	159	13.2	82,300	28,262	2.9	25,150	594	42.3
15	Mymensingh RWH	194,400	602,811	0.3	71,040	712,025	0.1	9,700	758	12.8	206,000	50,166	4.1	28,400	2,526	11.2
16	Noakhali RWH	504,000	245,136	2.1	118,560	148,539	0.8	2,000	999	2.0	173,000	37,393	4.6	36,000	1,513	23.8
17	Pabna RWH	115,200	466,110	0.2	32,640	278,123	0.1	3,550	727	4.9	59,000	39,404	1.5	25,700	881	29.2
18	Patuakhali RWH	54,000	127,663	0.4	349,440	149,219	2.3	5,600	300	18.7	39,300	22,563	1.7	15,600	973	16.0
19	Rajshahi RWH	3,600	582,652	0.0	327,840	273,603	1.2	9,071	247	36.7	104,600	27,161	3.9	19,400	1,177	16.5
20	Rangamati RWH	140,400	47,414	3.0	103,680	34,917	3.0	1,575	94	16.8	35,000	3,397	10.3	1,800	264	6.8
21	Rangpur RWH	489,600	430,244	1.1	362,400	581,968	0.6	5,950	1,084	5.5	255,000	87,187	2.9	38,600	2,675	14.4
22	Sylhet RWH	194,400	526,072	0.4	327,360	332,953	1.0	4,700	656	7.2	140,000	48,098	2.9	21,600	2,158	10.0
23	Tangail RWH	3,600	277,170	0.0	225,550	211,422	1.1	3,000	264	11.4	48,000	23,005	2.1	13,700	937	14.6

6(b). Contraceptive Stock Status by Product at Upazila

SL	Warehouse Name	Upazila Name	Condom			Shukhi			IUD			Injectables			Implant		
			CBL	AMD	MOS	CBL	AMD	MOS	CBL	AMD	MOS	CBL	AMD	MOS	CBL	AMD	MOS
1	Bandarban RWH	Alikadam	21,660	10,104	2.1	9,420	3,119	3.0	139	32	4.3	2,024	624	3.2	150	29	5.2
2	Bandarban RWH	Bandarban Sadar	9,326	5,009	1.9	6,174	4,462	1.4	171	27	6.3	1,749	575	3.0	138	27	5.1
3	Bandarban RWH	Lama	19,368	7,642	2.5	9,520	5,986	1.6	236	48	4.9	2,894	896	3.2	262	25	10.5
4	Bandarban RWH	Naikhongchhari	11,144	6,838	1.6	13,080	3,139	4.2	58	12	4.8	2,044	726	2.8	110	32	3.4
5	Bandarban RWH	Rowangchhari	13,244	2,468	5.4	4,925	2,257	2.2	96	6	16.0	318	236	1.3	60	17	3.5
6	Bandarban RWH	Ruma	7,164	5,257	1.4	11,437	2,358	4.9	44	12	3.7	383	208	1.8	100	18	5.6
7	Bandarban RWH	Thanchi	7,754	3,519	2.2	6,845	1,992	3.4	110	17	6.5	920	178	5.2	210	29	7.2
8	Barishal RWH	Agailjhara	9,900	7,653	1.3	7,835	8,279	0.9	100	12	8.3	2,215	1,389	1.6	200	43	4.7
9	Barishal RWH	Babuganj	222,200	6,173	36.0	48,290	6,104	7.9	127	18	7.1	1,959	543	3.6	100	41	2.4
10	Barishal RWH	Bakerganj	80,771	14,118	5.7	51,374	13,710	3.7	250	21	11.9	4,317	1,909	2.3	400	86	4.7
11	Barishal RWH	Banari Para	195,968	5,789	33.9	33,275	6,281	5.3	199	13	15.3	2,280	448	5.1	400	56	7.1
12	Barishal RWH	Barishal Sadar (kotwali)	107,492	29,344	3.7	19,465	16,024	1.2	530	74	7.2	11,729	4,514	2.6	295	104	2.8
13	Barishal RWH	Bhandaria	22,440	11,279	2.0	16,915	8,691	1.9	468	21	22.3	3,071	1,093	2.8	250	39	6.4
14	Barishal RWH	Gournadi	20,900	9,905	2.1	18,170	10,719	1.7	181	14	12.9	2,997	1,253	2.4	150	30	5.0
15	Barishal RWH	Hizla	17,048	7,782	2.2	7,410	5,419	1.4	79	12	6.6	2,217	1,138	1.9	150	27	5.6
16	Barishal RWH	Indurkani	68,444	6,582	10.4	7,200	5,896	1.2	180	9	20.0	3,518	937	3.8	400	23	17.4
17	Barishal RWH	Jhalokati Sadar	72,200	19,524	3.7	30,635	11,745	2.6	148	26	5.7	2,250	1,124	2.0	300	71	4.2
18	Barishal RWH	Kanthalia	34,176	6,349	5.4	20,085	5,332	3.8	110	13	8.5	1,559	1,005	1.6	500	37	13.5
19	Barishal RWH	Kawkhali	36,900	6,975	5.3	43,870	4,352	10.1	255	21	12.1	1,578	368	4.3	150	23	6.5
20	Barishal RWH	Mathbaria	40,462	18,884	2.1	17,530	18,579	0.9	231	30	7.7	5,024	2,433	2.1	300	53	5.7
21	Barishal RWH	Mehendiganj	79,476	12,409	6.4	29,686	10,136	2.9	450	11	40.9	19,544	3,034	6.4	300	33	9.1
22	Barishal RWH	Muladi	10,900	14,212	0.8	11,490	9,465	1.2	232	5	46.4	7,616	2,103	3.6	100	20	5.0
23	Barishal RWH	Nalchity	19,004	9,436	2.0	14,725	7,899	1.9	269	15	17.9	2,968	1,635	1.8	200	51	3.9
24	Barishal RWH	Nazirpur	41,004	18,704	2.2	25,610	10,683	2.4	225	24	9.4	4,070	1,649	2.5	200	50	4.0
25	Barishal RWH	Nesarabad (swarupkati)	59,272	27,568	2.2	13,950	15,102	0.9	460	41	11.2	9,868	1,762	5.6	300	74	4.1

SL	Warehouse Name	Upazila Name	Condom			Shukhi			IUD			Injectables			Implant		
			CBL	AMD	MOS	CBL	AMD	MOS	CBL	AMD	MOS	CBL	AMD	MOS	CBL	AMD	MOS
26	Barishal RWH	Pirojpur Sadar	30,492	13,322	2.3	31,250	9,768	3.2	167	34	4.9	3,663	1,253	2.9	100	54	1.9
27	Barishal RWH	Rajapur	26,388	10,980	2.4	7,785	7,100	1.1	174	6	29.0	1,968	864	2.3	50	25	2.0
28	Barishal RWH	Wazirpur	427,444	11,415	37.4	15,515	12,705	1.2	305	27	11.3	2,771	1,024	2.7	150	80	1.9
29	Bhola RWH	Bhola Sadar	24,897	9,632	2.6	50,970	10,912	4.7	143	56	2.6	7,867	5,616	1.4	50	97	0.5
30	Bhola RWH	Burhanuddin	7,140	3,291	2.2	18,780	6,516	2.9	83	22	3.8	4,530	1,377	3.3	100	35	2.9
31	Bhola RWH	Char Fasson	42,100	19,917	2.1	22,105	19,270	1.1	148	50	3.0	17,245	7,811	2.2	150	72	2.1
32	Bhola RWH	Daulat Khan	10,078	2,178	4.6	16,035	4,540	3.5	60	13	4.6	6,800	3,367	2.0	50	24	2.1
33	Bhola RWH	Lalmohan	17,628	7,161	2.5	16,255	8,169	2.0	60	12	5.0	16,498	5,327	3.1	100	26	3.8
34	Bhola RWH	Manpura	8,157	2,967	2.7	5,635	2,988	1.9	34	1	34.0	6,315	1,593	4.0	20	21	1.0
35	Bhola RWH	Tazumuddin	13,416	1,517	8.8	16,511	2,536	6.5	35	7	5.0	6,165	1,480	4.2	100	20	5.0
36	Bogura RWH	Adamdighi	10,800	8,737	1.2	18,335	5,929	3.1	32	11	2.9	1,642	245	6.7	250	42	6.0
37	Bogura RWH	Akkelpur	15,336	6,733	2.3	57,795	6,318	9.1	41	16	2.6	2,282	385	5.9	200	63	3.2
38	Bogura RWH	Atrai	43,040	14,391	3.0	21,915	11,174	2.0	55	7	7.9	3,618	593	6.1	5	55	0.1
39	Bogura RWH	Badalgachhi	16,908	8,439	2.0	17,925	9,021	2.0	28	7	4.0	2,395	667	3.6	200	44	4.5
40	Bogura RWH	Bogura Sadar	88,452	49,406	1.8	21,415	15,935	1.3	113	30	3.8	5,567	1,823	3.1	340	136	2.5
41	Bogura RWH	Dhamoirhat	25,456	8,887	2.9	26,345	8,210	3.2	48	11	4.4	2,485	653	3.8	150	39	3.8
42	Bogura RWH	Dhunat	15,300	36,127	0.4	3,190	20,054	0.2	105	11	9.5	3,652	2,052	1.8	100	73	1.4
43	Bogura RWH	Dhupchanchia	20,250	7,831	2.6	21,670	8,023	2.7	106	14	7.6	2,302	731	3.1	350	79	4.4
44	Bogura RWH	Gabtali	44,604	17,558	2.5	89,890	11,974	7.5	52	5	10.4	4,913	1,832	2.7	300	74	4.1
45	Bogura RWH	Ghoraghat	3,600	9,453	0.4	14,050	6,688	2.1	74	7	10.6	1,427	497	2.9	2	73	0.0
46	Bogura RWH	Hakimpur	8,520	7,925	1.1	11,380	4,807	2.4	29	4	7.3	1,308	232	5.6	200	41	4.9
47	Bogura RWH	Joypurhat Sadar	45,460	20,926	2.2	23,440	11,407	2.1	125	39	3.2	3,625	1,361	2.7	540	138	3.9
48	Bogura RWH	Kahaloo	41,316	19,038	2.2	4,370	11,832	0.4	39	10	3.9	3,356	930	3.6	150	105	1.4
49	Bogura RWH	Kalai	30,072	8,602	3.5	36,425	7,792	4.7	44	10	4.4	2,293	449	5.1	300	38	7.9
50	Bogura RWH	Khetlal	27,552	8,404	3.3	45,605	5,645	8.1	101	23	4.4	1,229	397	3.1	200	53	3.8

SL	Warehouse Name	Upazila Name	Condom			Shukhi			IUD			Injectables			Implant		
			CBL	AMD	MOS	CBL	AMD	MOS	CBL	AMD	MOS	CBL	AMD	MOS	CBL	AMD	MOS
51	Bogura RWH	Mahadebpur	24,000	17,290	1.4	32,160	16,067	2.0	32	4	8.0	4,540	873	5.2	450	69	6.5
52	Bogura RWH	Manda	56,790	24,982	2.3	22,560	27,036	0.8	196	62	3.2	4,862	1,964	2.5	300	63	4.8
53	Bogura RWH	Nandigram	22,200	10,491	2.1	12,480	11,580	1.1	50	2	25.0	1,000	344	2.9	300	40	7.5
54	Bogura RWH	Naogaon Sadar	64,800	24,017	2.7	39,600	13,690	2.9	163	22	7.4	2,498	1,206	2.1	300	76	3.9
55	Bogura RWH	Niamatpur	32,510	11,107	2.9	17,400	10,436	1.7	76	11	6.9	3,973	951	4.2	350	54	6.5
56	Bogura RWH	Panchbibi	9,560	13,927	0.7	21,430	8,509	2.5	64	19	3.4	2,336	603	3.9	200	78	2.6
57	Bogura RWH	Patnitala	39,384	12,221	3.2	31,100	11,381	2.7	33	14	2.4	3,642	830	4.4	300	50	6.0
58	Bogura RWH	Porsha	36,240	9,342	3.9	32,805	8,994	3.6	64	13	4.9	3,479	531	6.6	200	28	7.1
59	Bogura RWH	Raninagar	19,100	11,707	1.6	17,805	11,804	1.5	50	14	3.6	3,362	517	6.5	100	27	3.7
60	Bogura RWH	Sapahar	32,964	11,825	2.8	23,060	10,164	2.3	8	11	0.7	3,634	1,081	3.4	200	31	6.5
61	Bogura RWH	Sariakandi	41,112	15,524	2.6	38,205	8,977	4.3	102	17	6.0	3,036	1,132	2.7	400	116	3.4
62	Bogura RWH	Shajahanpur	85,044	40,164	2.1	21,895	12,460	1.8	53	11	4.8	4,131	1,015	4.1	300	78	3.8
63	Bogura RWH	Sherpur	47,000	30,131	1.6	10,300	15,479	0.7	61	9	6.8	4,509	1,597	2.8	300	69	4.3
64	Bogura RWH	Shibganj	25,800	11,410	2.3	8,780	12,992	0.7	40	10	4.0	3,150	2,005	1.6	250	74	3.4
65	Bogura RWH	Sonatola	14,544	9,976	1.5	129,175	10,612	12.2	65	29	2.2	1,521	864	1.8	50	88	0.6
66	Chattogram RWH	Anowara	36,700	9,275	4.0	41,465	9,704	4.3	260	11	23.6	5,450	642	8.5	700	54	13.0
67	Chattogram RWH	Banshkhali	73,872	12,063	6.1	2,060	8,127	0.3	341	14	24.4	6,958	1,490	4.7	650	107	6.1
68	Chattogram RWH	Boalkhali	45,321	9,497	4.8	15,840	7,735	2.0	309	31	10.0	6,478	523	12.4	650	45	14.4
69	Chattogram RWH	Chandanaish	42,600	6,982	6.1	16,770	7,678	2.2	232	22	10.5	5,854	865	6.8	700	56	12.5
70	Chattogram RWH	Dighinala	30,300	8,156	3.7	13,768	7,365	1.9	230	19	12.1	5,976	1,037	5.8	400	41	9.8
71	Chattogram RWH	Double Mooring	72,012	53,299	1.4	18,993	11,621	1.6	1,041	187	5.6	9,691	3,336	2.9	675	228	3.0
72	Chattogram RWH	Fatikchhari	43,800	14,649	3.0	18,960	12,591	1.5	188	12	15.7	8,014	1,920	4.2	800	190	4.2
73	Chattogram RWH	Guimara	30,348	1,255	24.2	11,520	2,810	4.1	198	8	24.8	3,114	178	17.5	250	22	11.4
74	Chattogram RWH	Hathazari	46,980	37,668	1.2	6,060	20,421	0.3	197	20	9.9	5,564	1,531	3.6	400	63	6.3
75	Chattogram RWH	Khagrachhari Sadar	37,428	3,110	12.0	5,900	5,134	1.1	216	53	4.1	4,330	466	9.3	575	28	20.5

SL	Warehouse Name	Upazila Name	Condom			Shukhi			IUD			Injectables			Implant		
			CBL	AMD	MOS	CBL	AMD	MOS	CBL	AMD	MOS	CBL	AMD	MOS	CBL	AMD	MOS
76	Chattogram RWH	Lakshmichhari	15,415	1,709	9.0	14,602	2,602	5.6	177	5	35.4	1,975	89	22.2	200	24	8.3
77	Chattogram RWH	Lohagara	45,708	4,249	10.8	29,450	5,921	5.0	211	21	10.0	7,000	930	7.5	400	41	9.8
78	Chattogram RWH	Mahalchhari	35,100	3,971	8.8	13,582	4,009	3.4	130	8	16.3	2,050	323	6.3	350	31	11.3
79	Chattogram RWH	Manikchhari	16,506	1,075	15.4	19,780	1,653	12.0	123	11	11.2	1,587	433	3.7	200	19	10.5
80	Chattogram RWH	Matiranga	49,700	8,626	5.8	19,800	5,988	3.3	186	19	9.8	4,375	736	5.9	450	48	9.4
81	Chattogram RWH	Mirsharai	25,574	12,935	2.0	7,455	10,612	0.7	219	46	4.8	10,050	1,764	5.7	350	62	5.6
82	Chattogram RWH	Panchhari	35,050	4,163	8.4	13,280	3,992	3.3	267	4	66.8	2,476	228	10.9	400	20	20.0
83	Chattogram RWH	Panchlaish	20,736	36,130	0.6	7,090	8,652	0.8	673	123	5.5	13,548	3,036	4.5	636	156	4.1
84	Chattogram RWH	Patiya	123,300	16,775	7.4	40,035	15,164	2.6	650	89	7.3	9,380	1,887	5.0	1,000	139	7.2
85	Chattogram RWH	Ramgarh	23,776	3,313	7.2	18,000	3,185	5.7	131	5	26.2	1,680	141	11.9	400	21	19.0
86	Chattogram RWH	Rangunia	42,876	13,316	3.2	34,590	10,235	3.4	450	29	15.5	8,547	1,490	5.7	1,100	90	12.2
87	Chattogram RWH	Raozan	34,678	14,116	2.5	11,365	9,650	1.2	167	60	2.8	6,449	1,149	5.6	600	152	3.9
88	Chattogram RWH	Sandwip	24,456	10,679	2.3	20,430	11,606	1.8	206	5	41.2	2,076	1,333	1.6	650	86	7.6
89	Chattogram RWH	Satkania	53,560	13,413	4.0	14,640	10,728	1.4	373	21	17.8	7,928	835	9.5	900	70	12.9
90	Chattogram RWH	Sitakunda	36,480	13,616	2.7	21,975	7,686	2.9	255	39	6.5	7,858	1,161	6.8	700	46	15.2
91	Cox's Bazar RWH	Chakaria	32,904	17,524	1.9	27,048	14,346	1.9	251	103	2.4	7,314	3,519	2.1	1,100	188	5.9
92	Cox's Bazar RWH	Cox's Bazar Sadar	106,280	18,095	5.9	134,440	11,426	11.8	239	64	3.7	9,495	3,439	2.8	500	104	4.8
93	Cox's Bazar RWH	Kutubdia	31,104	3,947	7.9	36,460	3,596	10.1	355	50	7.1	6,426	1,125	5.7	1,100	98	11.2
94	Cox's Bazar RWH	Maheshkhali	100,495	5,710	17.6	32,238	13,871	2.3	213	57	3.7	8,475	2,994	2.8	1,400	167	8.4
95	Cox's Bazar RWH	Pekua	76,800	7,143	10.8	89,395	6,893	13.0	135	40	3.4	6,229	2,915	2.1	200	87	2.3
96	Cox's Bazar RWH	Ramu	48,324	16,536	2.9	40,782	6,526	6.2	181	67	2.7	4,164	1,895	2.2	600	103	5.8
97	Cox's Bazar RWH	Teknaf	39,236	20,643	1.9	30,560	13,187	2.3	71	86	0.8	8,255	4,425	1.9	600	146	4.1
98	Cox's Bazar RWH	Ukhia	16,748	7,165	2.3	18,420	5,758	3.2	198	72	2.8	2,677	1,236	2.2	300	161	1.9
99	Cumilla RWH	Akhaura	16,500	6,745	2.4	6,325	5,233	1.2	68	11	6.2	3,670	774	4.7	200	32	6.3
100	Cumilla RWH	Ashuganj	41,212	10,970	3.8	17,210	7,052	2.4	298	21	14.2	6,652	918	7.2	500	49	10.2

SL	Warehouse Name	Upazila Name	Condom			Shukhi			IUD			Injectables			Implant		
			CBL	AMD	MOS	CBL	AMD	MOS	CBL	AMD	MOS	CBL	AMD	MOS	CBL	AMD	MOS
101	Cumilla RWH	Banchharampur	55,800	13,421	4.2	39,480	9,022	4.4	408	29	14.1	7,256	1,486	4.9	500	177	2.8
102	Cumilla RWH	Barura	36,672	9,862	3.7	15,300	8,948	1.7	226	38	5.9	1,800	2,950	0.6	300	44	6.8
103	Cumilla RWH	Bijoy Nagar	22,308	8,576	2.6	1,920	9,086	0.2	145	10	14.5	6,891	1,218	5.7	300	27	11.1
104	Cumilla RWH	Brahman Para	26,108	6,693	3.9	24,825	6,670	3.7	229	21	10.9	1,330	1,139	1.2	200	51	3.9
105	Cumilla RWH	Brahmanbaria Sadar	47,600	18,464	2.6	34,415	9,544	3.6	405	54	7.5	8,327	1,898	4.4	290	80	3.6
106	Cumilla RWH	Burichang	45,578	22,187	2.1	10,760	16,544	0.7	444	39	11.4	5,075	1,870	2.7	450	61	7.4
107	Cumilla RWH	Chandina	36,708	13,584	2.7	3,300	13,140	0.3	218	30	7.3	3,134	2,556	1.2	50	39	1.3
108	Cumilla RWH	Chandpur Sadar	34,700	14,458	2.4	10,845	12,934	0.8	412	90	4.6	9,424	2,455	3.8	200	108	1.9
109	Cumilla RWH	Chauddagam	39,824	14,520	2.7	2,970	9,962	0.3	245	20	12.3	4,445	3,163	1.4	400	39	10.3
110	Cumilla RWH	Cumilla Adarsha Sadar	115,066	42,695	2.7	75,890	15,054	5.0	442	53	8.3	9,188	2,662	3.5	700	134	5.2
111	Cumilla RWH	Cumilla Sadar Dakshin	60,036	11,975	5.0	14,390	12,195	1.2	221	20	11.1	5,385	2,086	2.6	440	45	9.8
112	Cumilla RWH	Daudkandi	55,728	11,484	4.9	32,820	9,932	3.3	280	65	4.3	9,302	1,809	5.1	50	34	1.5
113	Cumilla RWH	Debidwar	35,700	17,505	2.0	4,960	13,897	0.4	227	25	9.1	5,494	3,187	1.7	500	41	12.2
114	Cumilla RWH	Faridganj	33,700	18,662	1.8	12,160	17,458	0.7	430	61	7.0	6,295	2,789	2.3	500	175	2.9
115	Cumilla RWH	Haim Char	37,300	4,298	8.7	9,080	5,368	1.7	177	16	11.1	1,837	497	3.7	200	31	6.5
116	Cumilla RWH	Hajiganj	29,200	7,116	4.1	19,560	11,344	1.7	395	49	8.1	7,415	1,793	4.1	450	74	6.1
117	Cumilla RWH	Homna	21,288	18,040	1.2	11,110	9,732	1.1	305	29	10.5	5,032	1,083	4.6	300	39	7.7
118	Cumilla RWH	Kachua	4,408	15,007	0.3	5,345	10,286	0.5	305	36	8.5	2,270	3,287	0.7	300	62	4.8
119	Cumilla RWH	Kasba	34,876	19,583	1.8	430	10,562	0.0	226	33	6.8	7,532	1,225	6.1	200	185	1.1
120	Cumilla RWH	Laksam	41,600	9,772	4.3	16,035	8,204	2.0	167	25	6.7	4,954	1,477	3.4	400	41	9.8
121	Cumilla RWH	Lalmaj	19,896	4,219	4.7	6,923	4,901	1.4	168	7	24.0	2,595	838	3.1	250	20	12.5
122	Cumilla RWH	Manoharganj	66,200	11,107	6.0	35,130	7,490	4.7	161	8	20.1	4,784	1,264	3.8	250	28	8.9
123	Cumilla RWH	Matlab Dakshin	29,876	8,195	3.6	10,092	9,096	1.1	249	16	15.6	4,849	1,699	2.9	350	58	6.0
124	Cumilla RWH	Matlab Uttar	35,900	13,572	2.6	10,120	10,876	0.9	285	66	4.3	5,758	1,274	4.5	50	100	0.5
125	Cumilla RWH	Meghna	35,660	6,564	5.4	22,565	5,163	4.4	220	14	15.7	3,933	889	4.4	400	57	7.0

SL	Warehouse Name	Upazila Name	Condom			Shukhi			IUD			Injectables			Implant		
			CBL	AMD	MOS	CBL	AMD	MOS	CBL	AMD	MOS	CBL	AMD	MOS	CBL	AMD	MOS
126	Cumilla RWH	Muradnagar	50,400	26,254	1.9	12,755	15,693	0.8	165	24	6.9	3,801	2,978	1.3	500	156	3.2
127	Cumilla RWH	Nabinagar	55,973	17,226	3.2	16,750	10,467	1.6	164	25	6.6	6,425	1,726	3.7	550	109	5.0
128	Cumilla RWH	Nangalkot	20,900	16,338	1.3	20,821	9,285	2.2	193	9	21.4	6,227	2,082	3.0	50	76	0.7
129	Cumilla RWH	Nasirnagar	30,504	9,485	3.2	70	9,966	0.0	170	11	15.5	2,311	1,308	1.8	150	62	2.4
130	Cumilla RWH	Sarail	700	21,299	0.0	2,880	10,232	0.3	190	12	15.8	5,638	1,627	3.5	300	71	4.2
131	Cumilla RWH	Shahrasti	40,000	7,188	5.6	14,230	9,233	1.5	298	27	11.0	3,481	2,189	1.6	350	46	7.6
132	Cumilla RWH	Titas	54,648	16,672	3.3	29,670	6,894	4.3	250	28	8.9	5,905	1,967	3.0	250	19	13.2
133	Dhaka CWH	Araihazar	35,904	15,566	2.3	14,680	19,564	0.8	113	38	3.0	4,940	2,054	2.4	900	83	10.8
134	Dhaka CWH	Bandar	37,962	33,771	1.1	10,376	15,411	0.7	67	23	2.9	3,983	1,883	2.1	400	44	9.1
135	Dhaka CWH	Belabo	23,352	10,390	2.2	18,500	9,084	2.0	80	15	5.3	1,900	978	1.9	400	41	9.8
136	Dhaka CWH	Daulatpur	20,388	11,060	1.8	19,850	7,902	2.5	111	5	22.2	3,215	988	3.3	500	51	9.8
137	Dhaka CWH	Dhamrai	30,502	26,696	1.1	49,300	20,093	2.5	269	112	2.4	3,449	1,484	2.3	600	55	10.9
138	Dhaka CWH	Dohar	16,800	14,145	1.2	27,230	7,489	3.6	65	11	5.9	1,405	730	1.9	400	42	9.5
139	Dhaka CWH	Gazaria	19,704	9,324	2.1	3,260	7,465	0.4	118	24	4.9	1,673	653	2.6	101	43	2.3
140	Dhaka CWH	Gazipur Sadar	63,960	46,788	1.4	17,970	17,605	1.0	141	58	2.4	3,875	1,955	2.0	100	85	1.2
141	Dhaka CWH	Ghior	25,200	12,845	2.0	26,695	8,230	3.2	40	13	3.1	1,547	583	2.7	600	47	12.8
142	Dhaka CWH	Harirampur	45,516	20,221	2.3	59,151	6,527	9.1	57	4	14.3	1,258	376	3.3	693	44	15.8
143	Dhaka CWH	Kaliakair	40,405	25,908	1.6	12,409	15,543	0.8	112	52	2.2	2,924	953	3.1	800	57	14.0
144	Dhaka CWH	Kaliganj	41,048	31,815	1.3	10,640	14,216	0.7	86	23	3.7	4,894	1,883	2.6	400	64	6.3
145	Dhaka CWH	Kapasia	39,420	26,936	1.5	39,950	17,584	2.3	121	8	15.1	1,508	720	2.1	300	98	3.1
146	Dhaka CWH	Keraniganj	59,500	39,804	1.5	33,480	18,742	1.8	308	88	3.5	7,428	2,807	2.6	150	125	1.2
147	Dhaka CWH	Lohajang	29,832	12,966	2.3	22,140	7,113	3.1	35	8	4.4	1,304	527	2.5	600	46	13.0
148	Dhaka CWH	Manikganj Sadar	47,100	29,510	1.6	28,320	11,443	2.5	137	19	7.2	3,117	871	3.6	600	103	5.8
149	Dhaka CWH	Manohardi	32,500	13,768	2.4	15,670	8,844	1.8	50	30	1.7	3,606	1,513	2.4	900	30	30.0
150	Dhaka CWH	Mirpur	1,500	165,022	0.0	22,195	35,755	0.6	765	300	2.6	20,579	8,839	2.3	140	409	0.3

SL	Warehouse Name	Upazila Name	Condom			Shukhi			IUD			Injectables			Implant		
			CBL	AMD	MOS	CBL	AMD	MOS	CBL	AMD	MOS	CBL	AMD	MOS	CBL	AMD	MOS
151	Dhaka CWH	Munshiganj Sadar	62,748	28,784	2.2	36,210	15,199	2.4	76	14	5.4	3,077	1,457	2.1	300	44	6.8
152	Dhaka CWH	Narayanganj Sadar	99,378	77,739	1.3	3,745	44,096	0.1	143	26	5.5	15,210	6,520	2.3	700	127	5.5
153	Dhaka CWH	Narsingdi Sadar	91,600	40,217	2.3	71,100	40,482	1.8	395	113	3.5	12,983	6,781	1.9	1,200	86	14.0
154	Dhaka CWH	Nawabganj	19,944	16,735	1.2	33,700	10,622	3.2	132	22	6.0	2,518	673	3.7	300	48	6.3
155	Dhaka CWH	Palash	28,800	14,239	2.0	16,750	11,161	1.5	104	13	8.0	1,645	908	1.8	100	37	2.7
156	Dhaka CWH	Roytura	76,320	41,002	1.9	49,440	22,733	2.2	135	58	2.3	7,709	3,301	2.3	800	61	13.1
157	Dhaka CWH	Rupganj	77,116	37,449	2.1	12,825	29,835	0.4	100	26	3.8	7,139	2,622	2.7	600	77	7.8
158	Dhaka CWH	Saturia	19,300	17,066	1.1	19,040	9,110	2.1	113	30	3.8	1,043	592	1.8	600	46	13.0
159	Dhaka CWH	Savar	270,600	80,368	3.4	100,610	22,811	4.4	264	85	3.1	5,838	3,307	1.8	600	109	5.5
160	Dhaka CWH	Serajdikhan	66,500	19,097	3.5	39,850	13,879	2.9	145	20	7.3	1,806	815	2.2	600	39	15.4
161	Dhaka CWH	Shibalaya	31,200	12,685	2.5	17,710	8,336	2.1	94	11	8.5	2,850	870	3.3	200	39	5.1
162	Dhaka CWH	Shibpur	36,972	16,617	2.2	36,685	12,632	2.9	44	13	3.4	3,350	1,611	2.1	600	41	14.6
163	Dhaka CWH	Singair	53,636	25,096	2.1	60,670	13,286	4.6	85	16	5.3	1,466	733	2.0	600	56	10.7
164	Dhaka CWH	Sonargaon	36,005	26,140	1.4	12,652	20,108	0.6	105	24	4.4	5,530	2,632	2.1	800	53	15.1
165	Dhaka CWH	Sreenagar	29,352	15,406	1.9	53,500	10,637	5.0	120	15	8.0	1,454	681	2.1	900	43	20.9
166	Dhaka CWH	Sreepur	103,160	27,211	3.8	11,600	20,113	0.6	130	33	3.9	2,804	1,352	2.1	600	111	5.4
167	Dhaka CWH	Tejgaon	54,100	185,357	0.3	410,040	62,899	6.5	1,080	576	1.9	28,950	11,581	2.5	2,600	865	3.0
168	Dhaka CWH	Tongi	48,208	23,324	2.1	29,450	8,465	3.5	136	26	5.2	1,485	767	1.9	530	57	9.3
169	Dhaka CWH	Tongibari	30,678	12,231	2.5	27,720	8,551	3.2	115	7	16.4	1,123	427	2.6	600	24	25.0
170	Dinajpur RWH	Atwari	11,482	2,739	4.2	34,990	4,635	7.5	105	4	26.3	2,909	734	4.0	100	25	4.0
171	Dinajpur RWH	Baliadangi	7,800	3,060	2.5	33,570	5,510	6.1	105	6	17.5	4,211	1,520	2.8	200	35	5.7
172	Dinajpur RWH	Biral	20,726	8,385	2.5	53,410	11,222	4.8	152	8	19.0	2,108	1,020	2.1	210	64	3.3
173	Dinajpur RWH	Birampur	14,700	5,921	2.5	21,840	6,882	3.2	49	14	3.5	1,373	347	4.0	100	46	2.2
174	Dinajpur RWH	Birganj	19,800	10,285	1.9	31,680	15,180	2.1	98	7	14.0	3,430	1,733	2.0	50	136	0.4
175	Dinajpur RWH	Bochaganj	12,352	4,953	2.5	26,050	7,123	3.7	119	22	5.4	2,136	570	3.7	0	79	0.0

SL	Warehouse Name	Upazila Name	Condom			Shukhi			IUD			Injectables			Implant		
			CBL	AMD	MOS	CBL	AMD	MOS	CBL	AMD	MOS	CBL	AMD	MOS	CBL	AMD	MOS
176	Dinajpur RWH	Boda	14,700	8,423	1.7	11,660	14,235	0.8	104	7	14.9	4,682	2,148	2.2	200	95	2.1
177	Dinajpur RWH	Chirirbandar	21,129	8,518	2.5	38,835	13,146	3.0	44	10	4.4	2,947	1,260	2.3	50	115	0.4
178	Dinajpur RWH	Debiganj	16,500	6,686	2.5	56,500	11,547	4.9	177	12	14.8	5,635	2,596	2.2	50	53	0.9
179	Dinajpur RWH	Dinajpur Sadar	54,200	19,589	2.8	26,680	11,089	2.4	122	32	3.8	4,694	2,167	2.2	20	232	0.1
180	Dinajpur RWH	Fulbari	25,296	9,594	2.6	30,450	7,451	4.1	71	16	4.4	1,865	524	3.6	50	46	1.1
181	Dinajpur RWH	Haripur	6,100	4,562	1.3	29,145	6,370	4.6	100	11	9.1	1,256	757	1.7	50	15	3.3
182	Dinajpur RWH	Kaharole	7,300	3,452	2.1	32,640	9,021	3.6	50	12	4.2	1,504	636	2.4	100	74	1.4
183	Dinajpur RWH	Khansama	19,826	4,399	4.5	20,060	11,829	1.7	216	6	36.0	4,754	1,684	2.8	0	71	0.0
184	Dinajpur RWH	Nawabganj	30,300	9,612	3.2	52,120	8,722	6.0	93	4	23.3	3,081	1,152	2.7	200	47	4.3
185	Dinajpur RWH	Panchagarh Sadar	26,564	11,017	2.4	17,930	11,256	1.6	83	16	5.2	3,952	2,169	1.8	50	35	1.4
186	Dinajpur RWH	Parbatipur	45,780	18,350	2.5	50,480	13,245	3.8	149	24	6.2	5,143	1,767	2.9	50	92	0.5
187	Dinajpur RWH	Pirganj	15,200	8,716	1.7	34,080	10,766	3.2	113	26	4.3	2,745	956	2.9	0	81	0.0
188	Dinajpur RWH	Ranisankail	11,976	5,077	2.4	26,856	11,782	2.3	119	6	19.8	2,758	1,076	2.6	200	42	4.8
189	Dinajpur RWH	Tentulia	13,932	5,200	2.7	13,020	5,729	2.3	58	13	4.5	2,201	493	4.5	150	34	4.4
190	Dinajpur RWH	Thakurgaon Sadar	31,500	15,301	2.1	47,985	20,246	2.4	130	17	7.6	9,691	4,582	2.1	510	178	2.9
191	Faridpur RWH	Alfadanga	31,400	7,959	3.9	5,725	4,104	1.4	122	9	13.6	972	543	1.8	400	68	5.9
192	Faridpur RWH	Baliakandi	65,244	14,502	4.5	15,460	11,713	1.3	60	10	6.0	1,491	854	1.7	500	60	8.3
193	Faridpur RWH	Bhanga	88,425	25,918	3.4	20,577	15,350	1.3	75	58	1.3	931	958	1.0	500	164	3.0
194	Faridpur RWH	Bhedarganj	40,984	8,105	5.1	20,150	8,293	2.4	161	24	6.7	1,537	1,429	1.1	400	37	10.8
195	Faridpur RWH	Boalmari	26,629	13,725	1.9	9,250	11,439	0.8	100	12	8.3	2,088	1,021	2.0	400	113	3.5
196	Faridpur RWH	Char Bhadrasan	29,798	10,701	2.8	3,100	2,861	1.1	24	6	4.0	2,326	212	11.0	150	29	5.2
197	Faridpur RWH	Damudya	20,520	4,714	4.4	12,780	2,957	4.3	161	16	10.1	1,729	290	6.0	100	11	9.1
198	Faridpur RWH	Faridpur Sadar	41,628	40,388	1.0	10,719	19,438	0.6	176	27	6.5	5,666	2,619	2.2	456	180	2.5
199	Faridpur RWH	Goalanda	196,632	7,225	27.2	6,805	4,446	1.5	22	7	3.1	1,003	605	1.7	200	34	5.9
200	Faridpur RWH	Gopalganj Sadar	46,378	34,560	1.3	2,870	15,445	0.2	112	36	3.1	3,233	1,262	2.6	600	169	3.6

SL	Warehouse Name	Upazila Name	Condom			Shukhi			IUD			Injectables			Implant		
			CBL	AMD	MOS	CBL	AMD	MOS	CBL	AMD	MOS	CBL	AMD	MOS	CBL	AMD	MOS
201	Faridpur RWH	Gosairhat	158,544	8,221	19.3	21,815	6,800	3.2	169	27	6.3	3,141	806	3.9	400	34	11.8
202	Faridpur RWH	Kalkini	29,700	22,424	1.3	15,745	15,067	1.0	247	21	11.8	2,464	1,399	1.8	50	40	1.3
203	Faridpur RWH	Kalukhali	53,624	9,070	5.9	2,215	8,516	0.3	35	9	3.9	1,356	530	2.6	200	40	5.0
204	Faridpur RWH	Kashiani	47,292	17,170	2.8	10,630	9,950	1.1	10	4	2.5	1,883	809	2.3	200	62	3.2
205	Faridpur RWH	Kotalipara	36,000	12,012	3.0	49,045	13,555	3.6	113	8	14.1	126	849	0.1	150	59	2.5
206	Faridpur RWH	Madaripur Sadar	13,483	20,626	0.7	25,180	20,466	1.2	201	67	3.0	4,880	3,612	1.4	500	108	4.6
207	Faridpur RWH	Madhukhali	146,948	11,836	12.4	26,251	12,863	2.0	194	40	4.9	2,108	1,059	2.0	500	87	5.7
208	Faridpur RWH	Muksudpur	44,682	23,057	1.9	1,990	20,892	0.1	42	13	3.2	1,630	2,000	0.8	400	50	8.0
209	Faridpur RWH	Nagarkanda	38,879	16,179	2.4	12,288	10,019	1.2	212	25	8.5	1,809	554	3.3	250	46	5.4
210	Faridpur RWH	Naria	136,211	10,407	13.1	9,285	8,948	1.0	92	9	10.2	2,309	546	4.2	550	50	11.0
211	Faridpur RWH	Pangsha	8,100	16,557	0.5	25,400	13,340	1.9	84	21	4.0	2,608	1,138	2.3	300	74	4.1
212	Faridpur RWH	Rajbari Sadar	29,844	28,869	1.0	11,635	13,226	0.9	373	82	4.5	3,245	1,459	2.2	950	180	5.3
213	Faridpur RWH	Rajoir	21,048	11,490	1.8	2,525	11,436	0.2	45	3	15.0	2,045	953	2.1	100	54	1.9
214	Faridpur RWH	Sadarpur	48,984	18,117	2.7	11,475	6,556	1.8	42	5	8.4	1,010	625	1.6	300	32	9.4
215	Faridpur RWH	Saltha	38,712	11,133	3.5	4,320	9,259	0.5	122	30	4.1	1,476	520	2.8	200	63	3.2
216	Faridpur RWH	Shariatpur Sadar	40,408	9,929	4.1	5,165	8,014	0.6	217	53	4.1	1,603	678	2.4	100	99	1.0
217	Faridpur RWH	Shib Char	70,036	23,559	3.0	14,275	17,584	0.8	125	18	6.9	4,354	1,351	3.2	50	87	0.6
218	Faridpur RWH	Tungipara	34,396	11,440	3.0	20,170	6,302	3.2	44	4	11.0	1,499	448	3.3	400	41	9.8
219	Faridpur RWH	Zanjira	64,669	15,060	4.3	17,931	7,386	2.4	239	12	19.9	2,058	778	2.6	350	34	10.3
220	Jamalpur RWH	Bakshiganj	22,408	12,133	1.8	33,585	15,161	2.2	81	10	8.1	1,837	1,130	1.6	400	38	10.5
221	Jamalpur RWH	Char Rajibpur	22,560	10,648	2.1	25,730	2,732	9.4	61	7	8.7	1,409	748	1.9	140	42	3.3
222	Jamalpur RWH	Dewanganj	36,000	21,178	1.7	46,400	11,779	3.9	75	7	10.7	4,250	2,235	1.9	200	89	2.2
223	Jamalpur RWH	Islampur	37,872	33,447	1.1	62,465	19,382	3.2	62	18	3.4	4,078	1,789	2.3	250	72	3.5
224	Jamalpur RWH	Jamalpur Sadar	62,400	41,228	1.5	78,240	40,469	1.9	175	40	4.4	10,000	4,762	2.1	300	74	4.1
225	Jamalpur RWH	Jhenaigati	37,800	11,941	3.2	47,040	14,473	3.3	44	4	11.0	3,869	1,670	2.3	250	52	4.8

SL	Warehouse Name	Upazila Name	Condom			Shukhi			IUD			Injectables			Implant		
			CBL	AMD	MOS	CBL	AMD	MOS	CBL	AMD	MOS	CBL	AMD	MOS	CBL	AMD	MOS
226	Jamalpur RWH	Madarganj	22,700	12,298	1.8	36,000	11,861	3.0	100	15	6.7	1,200	654	1.8	200	75	2.7
227	Jamalpur RWH	Melandaha	36,900	19,224	1.9	42,960	18,666	2.3	110	21	5.2	2,500	1,458	1.7	250	60	4.2
228	Jamalpur RWH	Nakla	28,172	14,850	1.9	37,400	12,844	2.9	116	7	16.6	2,377	1,198	2.0	200	76	2.6
229	Jamalpur RWH	Nalitabari	30,655	15,825	1.9	36,300	16,551	2.2	97	12	8.1	2,398	1,361	1.8	200	52	3.8
230	Jamalpur RWH	Raumari	30,000	18,116	1.7	31,155	9,367	3.3	24	13	1.8	3,208	1,166	2.8	200	31	6.5
231	Jamalpur RWH	Sarishabari	10,800	33,710	0.3	60,000	17,565	3.4	145	21	6.9	3,380	1,641	2.1	200	68	2.9
232	Jamalpur RWH	Sherpur Sadar	37,400	30,525	1.2	43,790	27,941	1.6	143	21	6.8	6,700	4,056	1.7	500	104	4.8
233	Jamalpur RWH	Sreebardi	28,728	15,026	1.9	47,489	14,674	3.2	100	6	16.7	1,671	807	2.1	450	96	4.7
234	Jashore RWH	Abhaynagar	7,212	20,018	0.4	7,940	9,363	0.8	113	8	14.1	893	1,597	0.6	0	48	0.0
235	Jashore RWH	Bagher Para	13,044	13,042	1.0	25,395	9,488	2.7	78	15	5.2	1,186	1,148	1.0	100	54	1.9
236	Jashore RWH	Chaugachha	7,600	20,025	0.4	7,615	10,074	0.8	112	7	16.0	845	898	0.9	150	31	4.8
237	Jashore RWH	Harinakunda	8,028	10,720	0.7	8,015	9,633	0.8	94	12	7.8	789	698	1.1	100	62	1.6
238	Jashore RWH	Jashore Sadar	7,600	48,341	0.2	130,558	26,695	4.9	164	31	5.3	2,008	3,424	0.6	70	131	0.5
239	Jashore RWH	Jhenaidah Sadar	14,655	20,421	0.7	36,480	13,191	2.8	146	37	3.9	1,100	1,642	0.7	0	70	0.0
240	Jashore RWH	Jhikargachha	13,800	19,984	0.7	21,320	7,130	3.0	55	10	5.5	800	1,112	0.7	100	30	3.3
241	Jashore RWH	Kalia	3,588	17,930	0.2	21,225	11,498	1.8	150	15	10.0	1,064	903	1.2	200	96	2.1
242	Jashore RWH	Kaliganj	8,712	16,465	0.5	51,330	11,390	4.5	130	12	10.8	740	893	0.8	300	42	7.1
243	Jashore RWH	Keshabpur	1,400	14,230	0.1	17,175	10,478	1.6	202	16	12.6	1,661	1,979	0.8	200	59	3.4
244	Jashore RWH	Kotchandpur	11,100	7,309	1.5	12,745	5,469	2.3	30	6	5.0	230	599	0.4	450	31	14.5
245	Jashore RWH	Lohagara	0	17,559	0.0	58,450	14,363	4.1	160	21	7.6	31	2,230	0.0	750	36	20.8
246	Jashore RWH	Magura Sadar	15,408	25,528	0.6	35,505	22,524	1.6	245	71	3.5	1,276	2,488	0.5	100	141	0.7
247	Jashore RWH	Maheshpur	7,262	13,233	0.5	32,175	8,814	3.7	214	16	13.4	350	2,275	0.2	200	28	7.1
248	Jashore RWH	Manirampur	2,000	29,647	0.1	21,205	20,244	1.0	112	17	6.6	5,579	5,258	1.1	100	67	1.5
249	Jashore RWH	Mohammadpur	3,732	9,046	0.4	52,050	9,658	5.4	170	14	12.1	182	826	0.2	100	57	1.8
250	Jashore RWH	Narail Sadar	404	17,961	0.0	13,805	15,020	0.9	175	22	8.0	2,914	1,944	1.5	200	77	2.6

SL	Warehouse Name	Upazila Name	Condom			Shukhi			IUD			Injectables			Implant		
			CBL	AMD	MOS	CBL	AMD	MOS	CBL	AMD	MOS	CBL	AMD	MOS	CBL	AMD	MOS
251	Jashore RWH	Shailkupa	19,836	19,248	1.0	28,935	14,698	2.0	247	12	20.6	976	1,604	0.6	300	68	4.4
252	Jashore RWH	Shalikha	18,348	9,671	1.9	24,180	9,329	2.6	118	10	11.8	526	705	0.7	100	37	2.7
253	Jashore RWH	Sharsha	72	38,541	0.0	5,465	14,182	0.4	49	10	4.9	2,484	2,959	0.8	200	42	4.8
254	Jashore RWH	Sreepur	17,436	10,636	1.6	13,340	9,260	1.4	67	17	3.9	685	750	0.9	200	56	3.6
255	Khulna RWH	Assasuni	4,000	17,595	0.2	43,720	21,048	2.1	69	6	11.5	6,370	1,483	4.3	350	36	9.7
256	Khulna RWH	Bagerhat Sadar	27,084	19,222	1.4	49,270	13,932	3.5	49	19	2.6	6,947	1,243	5.6	200	61	3.3
257	Khulna RWH	Batiaghata	17,700	17,983	1.0	23,740	11,686	2.0	52	8	6.5	3,650	802	4.6	200	39	5.1
258	Khulna RWH	Chitalmari	1,500	16,975	0.1	177,670	9,552	18.6	77	8	9.6	5,148	1,221	4.2	200	42	4.8
259	Khulna RWH	Dacope	8,700	11,267	0.8	174,795	11,564	15.1	66	10	6.6	3,108	578	5.4	200	75	2.7
260	Khulna RWH	Daulatpur	58,200	29,244	2.0	56,024	15,595	3.6	120	16	7.5	14,600	2,458	5.9	200	41	4.9
261	Khulna RWH	Debhata	3,600	16,934	0.2	43,470	10,605	4.1	35	4	8.8	2,720	511	5.3	300	23	13.0
262	Khulna RWH	Dumuria	39,600	29,603	1.3	176,765	25,602	6.9	103	19	5.4	16,698	3,381	4.9	550	92	6.0
263	Khulna RWH	Fakirhat	10,400	10,619	1.0	94,910	7,115	13.3	69	4	17.3	3,418	460	7.4	300	34	8.8
264	Khulna RWH	Kachua	11,388	8,612	1.3	39,435	8,727	4.5	93	14	6.6	2,621	594	4.4	100	39	2.6
265	Khulna RWH	Kalaroa	13,920	30,085	0.5	189,590	9,304	20.4	34	6	5.7	6,602	1,161	5.7	100	27	3.7
266	Khulna RWH	Kaliganj	9,600	33,014	0.3	61,005	23,923	2.6	73	4	18.3	7,524	1,629	4.6	300	39	7.7
267	Khulna RWH	Khulna Sadar	18,212	59,900	0.3	176,080	15,655	11.2	301	62	4.9	14,005	3,049	4.6	424	38	11.2
268	Khulna RWH	Koyra	11,016	14,449	0.8	101,360	19,335	5.2	105	15	7.0	4,212	680	6.2	300	64	4.7
269	Khulna RWH	Mollahat	7,197	11,017	0.7	48,555	9,382	5.2	60	2	30.0	4,108	424	9.7	200	56	3.6
270	Khulna RWH	Mongla	24,900	12,174	2.0	36,540	9,408	3.9	95	7	13.6	1,550	607	2.6	200	32	6.3
271	Khulna RWH	Morrelganj	19,488	15,832	1.2	137,695	17,857	7.7	274	61	4.5	9,550	1,515	6.3	400	77	5.2
272	Khulna RWH	Paikgachha	17,700	15,211	1.2	104,265	20,946	5.0	75	16	4.7	4,315	973	4.4	450	48	9.4
273	Khulna RWH	Phultala	26,700	22,498	1.2	187,470	6,081	30.8	110	26	4.2	5,065	722	7.0	400	58	6.9
274	Khulna RWH	Rampal	23,100	16,698	1.4	35,730	12,018	3.0	50	8	6.3	1,480	452	3.3	400	36	11.1
275	Khulna RWH	Rupsa	12,200	13,367	0.9	26,140	9,595	2.7	71	14	5.1	2,313	443	5.2	400	43	9.3

SL	Warehouse Name	Upazila Name	Condom			Shukhi			IUD			Injectables			Implant		
			CBL	AMD	MOS	CBL	AMD	MOS	CBL	AMD	MOS	CBL	AMD	MOS	CBL	AMD	MOS
276	Khulna RWH	Sarankhola	12,300	8,223	1.5	35,220	6,290	5.6	70	3	23.3	3,765	942	4.0	400	51	7.8
277	Khulna RWH	Satkhira Sadar	1,522	53,943	0.0	75,693	20,653	3.7	115	11	10.5	13,190	3,278	4.0	390	46	8.5
278	Khulna RWH	Shyamnagar	1,188	23,021	0.1	24,200	26,034	0.9	58	9	6.4	6,006	1,016	5.9	200	81	2.5
279	Khulna RWH	Tala	300	24,593	0.0	72,685	20,929	3.5	164	41	4.0	8,695	2,469	3.5	350	46	7.6
280	Khulna RWH	Terokhada	14,700	12,934	1.1	85,985	6,856	12.5	60	9	6.7	3,026	388	7.8	200	40	5.0
281	Kushtia RWH	Alamdanga	15,372	19,445	0.8	28,210	15,885	1.8	28	11	2.5	3,761	1,996	1.9	0	69	0.0
282	Kushtia RWH	Bheramara	15,504	14,415	1.1	7,795	7,924	1.0	15	6	2.5	2,093	1,012	2.1	10	46	0.2
283	Kushtia RWH	Chuadanga Sadar	25,800	32,261	0.8	18,420	12,432	1.5	55	18	3.1	5,607	3,204	1.8	200	39	5.1
284	Kushtia RWH	Damurhuda	14,444	22,169	0.7	17,165	12,089	1.4	38	13	2.9	5,536	3,153	1.8	50	67	0.7
285	Kushtia RWH	Daulatpur	26,700	38,035	0.7	13,855	18,922	0.7	179	3	59.7	6,769	3,596	1.9	0	37	0.0
286	Kushtia RWH	Gangni	20,316	24,800	0.8	10,305	10,469	1.0	52	15	3.5	8,052	3,854	2.1	400	31	12.9
287	Kushtia RWH	Jiban Nagar	13,500	4,993	2.7	23,965	5,632	4.3	59	22	2.7	2,091	1,183	1.8	100	39	2.6
288	Kushtia RWH	Khoksa	10,800	16,086	0.7	8,050	8,154	1.0	15	2	7.5	592	380	1.6	50	24	2.1
289	Kushtia RWH	Kumarkhali	29,792	25,287	1.2	20,191	12,036	1.7	44	6	7.3	2,705	1,455	1.9	200	43	4.7
290	Kushtia RWH	Kushtia Sadar	25,400	44,493	0.6	26,280	27,058	1.0	99	44	2.3	6,230	3,427	1.8	270	123	2.2
291	Kushtia RWH	Meherpur Sadar	17,608	26,892	0.7	31,125	7,696	4.0	90	13	6.9	3,860	2,200	1.8	150	24	6.3
292	Kushtia RWH	Mirpur	31,700	25,451	1.2	20,180	14,201	1.4	28	3	9.3	3,665	1,878	2.0	250	36	6.9
293	Kushtia RWH	Mujib Nagar	14,428	8,113	1.8	6,330	2,364	2.7	28	3	9.3	1,728	924	1.9	50	16	3.1
294	Mymensingh RWH	Atpara	22,404	6,116	3.7	18,330	10,166	1.8	110	5	22.0	2,298	636	3.6	150	46	3.3
295	Mymensingh RWH	Austagram	34,200	8,246	4.1	24,960	6,420	3.9	230	22	10.5	1,685	775	2.2	250	23	10.9
296	Mymensingh RWH	Bajitpur	46,996	12,161	3.9	75,700	12,157	6.2	131	11	11.9	1,623	694	2.3	200	35	5.7
297	Mymensingh RWH	Barhatta	18,800	11,187	1.7	11,684	15,232	0.8	127	7	18.1	3,337	1,438	2.3	300	61	4.9
298	Mymensingh RWH	Bhairab	64,982	19,377	3.4	39,620	11,816	3.4	113	26	4.3	2,843	1,334	2.1	300	69	4.3
299	Mymensingh RWH	Bhaluka	16,100	36,741	0.4	31,680	29,431	1.1	168	60	2.8	3,312	1,528	2.2	400	70	5.7
300	Mymensingh RWH	Dharampasha	27,388	17,779	1.5	61,550	14,792	4.2	150	11	13.6	2,084	1,387	1.5	400	163	2.5

SL	Warehouse Name	Upazila Name	Condom			Shukhi			IUD			Injectables			Implant		
			CBL	AMD	MOS	CBL	AMD	MOS	CBL	AMD	MOS	CBL	AMD	MOS	CBL	AMD	MOS
301	Mymensingh RWH	Dhobaura	33,500	12,110	2.8	20,840	12,955	1.6	121	5	24.2	2,500	1,210	2.1	150	21	7.1
302	Mymensingh RWH	Durgapur	43,600	20,715	2.1	31,200	15,489	2.0	93	5	18.6	5,611	2,352	2.4	300	48	6.3
303	Mymensingh RWH	Fulbaria	48,300	22,508	2.1	54,265	34,014	1.6	167	36	4.6	3,207	1,558	2.1	300	55	5.5
304	Mymensingh RWH	Gaffargaon	83,148	29,595	2.8	39,565	26,615	1.5	115	40	2.9	4,508	2,059	2.2	250	85	2.9
305	Mymensingh RWH	Gauripur	75,072	11,877	6.3	137,910	21,725	6.3	130	17	7.6	4,141	1,760	2.4	200	45	4.4
306	Mymensingh RWH	Haluaghat	60,820	12,624	4.8	39,102	19,635	2.0	27	15	1.8	2,375	1,454	1.6	100	45	2.2
307	Mymensingh RWH	Hossainpur	19,090	6,922	2.8	52,960	8,620	6.1	69	17	4.1	1,908	745	2.6	100	45	2.2
308	Mymensingh RWH	Ishwarganj	55,176	18,547	3.0	91,200	43,285	2.1	114	5	22.8	4,773	1,962	2.4	100	53	1.9
309	Mymensingh RWH	Itna	20,000	4,820	4.1	22,815	8,012	2.8	100	19	5.3	465	190	2.4	150	40	3.8
310	Mymensingh RWH	Kalmakanda	50,040	23,218	2.2	53,415	21,130	2.5	85	8	10.6	2,446	1,213	2.0	100	73	1.4
311	Mymensingh RWH	Karimganj	38,904	12,837	3.0	138,345	16,645	8.3	80	20	4.0	2,402	922	2.6	200	93	2.2
312	Mymensingh RWH	Katiadi	45,000	15,775	2.9	35,890	12,909	2.8	103	24	4.3	3,173	1,214	2.6	400	56	7.1
313	Mymensingh RWH	Kendua	43,196	18,042	2.4	69,695	24,284	2.9	114	8	14.3	3,608	1,307	2.8	426	85	5.0
314	Mymensingh RWH	Khaliajuri	22,120	7,281	3.0	17,350	6,224	2.8	140	6	23.3	865	451	1.9	300	30	10.0
315	Mymensingh RWH	Kishoreganj Sadar	58,152	27,472	2.1	46,720	24,357	1.9	320	75	4.3	6,071	2,273	2.7	250	74	3.4
316	Mymensingh RWH	Kuliar Char	35,700	8,578	4.2	36,685	8,359	4.4	100	5	20.0	2,216	751	3.0	300	47	6.4
317	Mymensingh RWH	Madan	20,956	11,677	1.8	30,690	11,930	2.6	95	5	19.0	1,823	702	2.6	200	75	2.7
318	Mymensingh RWH	Mithamain	32,832	9,117	3.6	29,680	7,990	3.7	110	8	13.8	688	241	2.9	250	29	8.6
319	Mymensingh RWH	Mohanganj	15,500	7,455	2.1	27,160	11,718	2.3	50	12	4.2	2,397	896	2.7	200	67	3.0
320	Mymensingh RWH	Muktagachha	60,612	24,228	2.5	84,720	31,698	2.7	233	23	10.1	4,296	2,189	2.0	300	71	4.2
321	Mymensingh RWH	Mymensingh Sadar	92,604	48,603	1.9	73,830	41,256	1.8	408	89	4.6	6,753	3,340	2.0	417	216	1.9
322	Mymensingh RWH	Nandail	45,900	13,747	3.3	100,950	40,427	2.5	75	22	3.4	4,735	2,259	2.1	300	58	5.2
323	Mymensingh RWH	Netrakona Sadar	31,576	24,990	1.3	41,610	25,924	1.6	107	7	15.3	5,465	2,635	2.1	400	127	3.1
324	Mymensingh RWH	Nikli	18,696	5,808	3.2	18,295	6,044	3.0	50	18	2.8	1,161	558	2.1	150	66	2.3
325	Mymensingh RWH	Pakundia	34,146	11,560	3.0	29,980	10,639	2.8	129	27	4.8	2,336	739	3.2	400	83	4.8

SL	Warehouse Name	Upazila Name	Condom			Shukhi			IUD			Injectables			Implant		
			CBL	AMD	MOS	CBL	AMD	MOS	CBL	AMD	MOS	CBL	AMD	MOS	CBL	AMD	MOS
326	Mymensingh RWH	Phulpur	24,600	26,842	0.9	23,590	46,204	0.5	99	32	3.1	4,983	3,007	1.7	200	163	1.2
327	Mymensingh RWH	Purbadhala	39,900	13,445	3.0	46,125	21,972	2.1	150	9	16.7	4,915	2,054	2.4	200	81	2.5
328	Mymensingh RWH	Tarail	22,796	11,075	2.1	108,450	10,719	10.1	50	20	2.5	1,449	637	2.3	250	49	5.1
329	Mymensingh RWH	Trishal	18,372	29,736	0.6	34,820	41,232	0.8	97	39	2.5	4,251	1,696	2.5	200	79	2.5
330	Noakhali RWH	Begumganj	11,700	21,771	0.5	8,935	12,077	0.7	267	103	2.6	1,468	1,986	0.7	10	126	0.1
331	Noakhali RWH	Chatkhil	20,560	5,750	3.6	14,920	5,002	3.0	267	48	5.6	795	925	0.9	201	42	4.8
332	Noakhali RWH	Chhagalnaiya	10,000	8,504	1.2	875	4,868	0.2	180	21	8.6	412	559	0.7	200	42	4.8
333	Noakhali RWH	Companiganj	14,628	7,214	2.0	6,575	5,057	1.3	180	16	11.3	2,208	983	2.2	100	64	1.6
334	Noakhali RWH	Daganbhuiyan	21,280	12,401	1.7	9,230	5,468	1.7	121	30	4.0	2,655	901	2.9	400	65	6.2
335	Noakhali RWH	Feni Sadar	68,300	31,756	2.2	15,655	13,296	1.2	441	192	2.3	5,825	3,210	1.8	750	115	6.5
336	Noakhali RWH	Fulgazi	11,688	4,405	2.7	9,120	2,552	3.6	195	21	9.3	1,326	384	3.5	500	25	20.0
337	Noakhali RWH	Hatiya	21,136	21,240	1.0	34,354	18,996	1.8	674	105	6.4	5,047	3,227	1.6	700	134	5.2
338	Noakhali RWH	Kabirhat	25,676	7,935	3.2	14,462	5,386	2.7	130	16	8.1	3,405	1,272	2.7	10	68	0.1
339	Noakhali RWH	Kamalnagar	26,604	6,610	4.0	16,135	5,781	2.8	203	46	4.4	6,501	3,037	2.1	205	90	2.3
340	Noakhali RWH	Lakshmpur Sadar	24,120	18,959	1.3	2,355	12,809	0.2	175	53	3.3	3,300	5,554	0.6	400	89	4.5
341	Noakhali RWH	Noakhali Sadar	23,460	26,408	0.9	9,455	9,281	1.0	392	118	3.3	1,247	2,690	0.5	100	131	0.8
342	Noakhali RWH	Parshuram	7,557	3,187	2.4	4,275	2,610	1.6	92	17	5.4	1,500	333	4.5	200	38	5.3
343	Noakhali RWH	Ramganj	18,124	15,281	1.2	17,515	6,719	2.6	145	12	12.1	3,442	1,991	1.7	200	35	5.7
344	Noakhali RWH	Ramgati	13,087	4,949	2.6	9,445	5,778	1.6	199	23	8.7	2,327	2,936	0.8	0	112	0.0
345	Noakhali RWH	Roypur	13,736	3,567	3.9	21,745	5,953	3.7	234	50	4.7	3,921	1,201	3.3	300	55	5.5
346	Noakhali RWH	Senbagh	15,800	9,671	1.6	16,245	6,376	2.5	259	18	14.4	2,433	1,415	1.7	50	54	0.9
347	Noakhali RWH	Sonagazi	15,224	12,709	1.2	1,960	7,291	0.3	134	36	3.7	2,894	1,712	1.7	400	58	6.9
348	Noakhali RWH	Sonaimuri	38,400	11,349	3.4	12,385	6,024	2.1	134	36	3.7	4,780	1,713	2.8	170	64	2.7
349	Noakhali RWH	Subarnachar	13,600	11,470	1.2	7,215	7,215	1.0	190	38	5.0	1,150	1,364	0.8	300	106	2.8
350	Pabna RWH	Atgharia	27,948	11,511	2.4	60,360	7,878	7.7	52	13	4.0	2,278	393	5.8	100	34	2.9

SL	Warehouse Name	Upazila Name	Condom			Shukhi			IUD			Injectables			Implant		
			CBL	AMD	MOS	CBL	AMD	MOS	CBL	AMD	MOS	CBL	AMD	MOS	CBL	AMD	MOS
351	Pabna RWH	Belkuchi	48,896	40,366	1.2	23,040	16,642	1.4	86	8	10.8	6,444	1,747	3.7	250	28	8.9
352	Pabna RWH	Bera	39,700	11,228	3.5	31,710	12,795	2.5	301	62	4.9	7,321	1,358	5.4	150	29	5.2
353	Pabna RWH	Bhangura	56,244	8,256	6.8	21,120	5,212	4.1	51	6	8.5	1,015	174	5.8	160	25	6.4
354	Pabna RWH	Chatmohar	56,328	32,819	1.7	20,160	25,121	0.8	357	23	15.5	6,766	1,796	3.8	200	40	5.0
355	Pabna RWH	Faridpur	38,760	9,079	4.3	18,800	6,178	3.0	188	12	15.7	4,409	1,065	4.1	100	36	2.8
356	Pabna RWH	Ishwardi	12,900	29,838	0.4	77,440	17,213	4.5	163	22	7.4	4,602	1,290	3.6	250	86	2.9
357	Pabna RWH	Kamarkhanda	58,942	15,125	3.9	27,540	8,479	3.2	46	15	3.1	3,905	970	4.0	150	24	6.3
358	Pabna RWH	Kazipur	70,400	36,877	1.9	25,735	12,889	2.0	265	109	2.4	7,160	2,682	2.7	200	88	2.3
359	Pabna RWH	Pabna Sadar	55,100	57,978	1.0	59,055	28,480	2.1	213	91	2.3	17,900	7,055	2.5	350	78	4.5
360	Pabna RWH	Royganj	54,700	23,209	2.4	25,920	19,935	1.3	195	31	6.3	4,685	1,633	2.9	150	30	5.0
361	Pabna RWH	Santhia	22,200	21,799	1.0	19,215	17,495	1.1	109	18	6.1	3,650	3,297	1.1	50	56	0.9
362	Pabna RWH	Shahjadpur	57,644	33,110	1.7	26,375	18,639	1.4	285	83	3.4	13,045	3,982	3.3	300	166	1.8
363	Pabna RWH	Sirajganj Sadar	48,300	55,433	0.9	36,720	22,795	1.6	230	45	5.1	13,323	5,299	2.5	350	36	9.7
364	Pabna RWH	Sujanagar	37,488	13,996	2.7	52,025	9,745	5.3	57	18	3.2	6,760	1,582	4.3	150	64	2.3
365	Pabna RWH	Tarash	69,300	19,064	3.6	20,655	15,687	1.3	130	59	2.2	4,407	1,327	3.3	100	34	2.9
366	Pabna RWH	Ullah Para	72,000	46,422	1.6	35,830	32,940	1.1	174	112	1.6	9,686	3,754	2.6	300	27	11.1
367	Patuakhali RWH	Amtali	30,944	14,934	2.1	16,625	20,294	0.8	52	18	2.9	4,504	2,309	2.0	100	150	0.7
368	Patuakhali RWH	Bamna	10,068	4,503	2.2	10,540	4,435	2.4	35	12	2.9	509	251	2.0	200	65	3.1
369	Patuakhali RWH	Barguna Sadar	20,700	9,452	2.2	9,895	13,586	0.7	220	56	3.9	7,000	3,656	1.9	500	134	3.7
370	Patuakhali RWH	Bauphal	27,764	11,786	2.4	12,400	17,613	0.7	111	22	5.0	3,546	2,013	1.8	100	58	1.7
371	Patuakhali RWH	Betagi	13,900	6,736	2.1	7,630	5,453	1.4	85	19	4.5	1,465	707	2.1	400	48	8.3
372	Patuakhali RWH	Dashmina	5,133	6,157	0.8	8,617	7,453	1.2	44	9	4.9	1,602	1,166	1.4	200	72	2.8
373	Patuakhali RWH	Dumki	11,268	5,613	2.0	2,825	3,504	0.8	68	5	13.6	764	405	1.9	100	13	7.7
374	Patuakhali RWH	Galachipa	28,760	16,188	1.8	9,660	24,256	0.4	134	32	4.2	7,334	3,938	1.9	50	133	0.4
375	Patuakhali RWH	Kalapara	29,720	16,216	1.8	1,150	16,986	0.1	99	10	9.9	4,821	2,667	1.8	50	38	1.3

SL	Warehouse Name	Upazila Name	Condom			Shukhi			IUD			Injectables			Implant		
			CBL	AMD	MOS	CBL	AMD	MOS	CBL	AMD	MOS	CBL	AMD	MOS	CBL	AMD	MOS
376	Patuakhali RWH	Mirzaganj	16,136	7,018	2.3	5,420	7,011	0.8	33	7	4.7	1,115	553	2.0	200	24	8.3
377	Patuakhali RWH	Patharghata	17,262	8,497	2.0	5,655	10,810	0.5	71	33	2.2	2,413	1,479	1.6	300	103	2.9
378	Patuakhali RWH	Patuakhali Sadar	43,170	20,563	2.1	9,490	17,818	0.5	224	77	2.9	10,563	3,419	3.1	155	135	1.1
379	Rajshahi RWH	Bagatipara	25,956	21,179	1.2	32,420	7,296	4.4	44	5	8.8	1,156	326	3.5	200	53	3.8
380	Rajshahi RWH	Bagha	32,100	30,062	1.1	52,340	10,126	5.2	43	3	14.3	3,106	1,562	2.0	100	41	2.4
381	Rajshahi RWH	Baghmara	31,600	32,794	1.0	52,380	25,131	2.1	102	21	4.9	1,667	1,676	1.0	300	34	8.8
382	Rajshahi RWH	Baraigram	11,100	20,059	0.6	65,560	13,180	5.0	49	25	2.0	2,600	1,494	1.7	40	58	0.7
383	Rajshahi RWH	Bholahat	10,272	7,136	1.4	24,855	4,489	5.5	20	2	10.0	136	461	0.3	100	34	2.9
384	Rajshahi RWH	Boalia	61,200	42,999	1.4	28,710	5,071	5.7	203	31	6.5	4,250	2,010	2.1	375	121	3.1
385	Rajshahi RWH	Chapai Nababganj Sadar	89,700	46,868	1.9	20,985	13,126	1.6	100	39	2.6	5,613	2,657	2.1	102	35	2.9
386	Rajshahi RWH	Charghat	30,300	25,060	1.2	61,620	10,313	6.0	53	6	8.8	4,335	909	4.8	100	65	1.5
387	Rajshahi RWH	Durgapur	31,056	24,668	1.3	80,615	10,159	7.9	35	3	11.7	1,676	514	3.3	100	45	2.2
388	Rajshahi RWH	Godagari	70,500	25,853	2.7	34,920	12,166	2.9	57	5	11.4	3,985	2,022	2.0	200	44	4.5
389	Rajshahi RWH	Gomastapur	26,100	24,305	1.1	33,330	13,408	2.5	133	15	8.9	1,397	751	1.9	200	9	22.2
390	Rajshahi RWH	Gurudaspur	38,340	24,771	1.5	25,600	13,022	2.0	39	4	9.8	1,653	741	2.2	200	64	3.1
391	Rajshahi RWH	Lalpur	33,325	30,859	1.1	94,730	22,032	4.3	43	17	2.5	3,767	1,787	2.1	315	84	3.8
392	Rajshahi RWH	Mohanpur	36,688	15,498	2.4	28,580	8,630	3.3	72	3	24.0	2,329	1,145	2.0	150	29	5.2
393	Rajshahi RWH	Nachole	20,400	11,282	1.8	22,620	4,877	4.6	20	2	10.0	1,200	555	2.2	50	21	2.4
394	Rajshahi RWH	Natore Sadar	56,544	37,721	1.5	49,600	17,505	2.8	75	27	2.8	2,147	1,061	2.0	420	131	3.2
395	Rajshahi RWH	Paba	61,900	41,988	1.5	33,020	9,337	3.5	12	4	3.0	4,420	2,428	1.8	100	42	2.4
396	Rajshahi RWH	Puthia	22,979	23,111	1.0	23,163	11,662	2.0	48	7	6.9	2,424	1,046	2.3	100	30	3.3
397	Rajshahi RWH	Shibganj	90,300	44,402	2.0	19,200	22,882	0.8	40	9	4.4	5,000	1,800	2.8	50	42	1.2
398	Rajshahi RWH	Singra	51,022	29,900	1.7	45,973	25,421	1.8	203	16	12.7	6,782	1,178	5.8	100	128	0.8
399	Rajshahi RWH	Tanore	26,400	22,137	1.2	44,640	13,770	3.2	46	3	15.3	2,066	1,038	2.0	200	67	3.0
400	Rangamati RWH	Baghaichhari	17,804	11,573	1.5	4,830	6,922	0.7	52	8	6.5	909	454	2.0	68	45	1.5

SL	Warehouse Name	Upazila Name	Condom			Shukhi			IUD			Injectables			Implant		
			CBL	AMD	MOS	CBL	AMD	MOS	CBL	AMD	MOS	CBL	AMD	MOS	CBL	AMD	MOS
401	Rangamati RWH	Barkal	39,400	4,066	9.7	33,850	3,425	9.9	58	4	14.5	1,529	426	3.6	100	13	7.7
402	Rangamati RWH	Belai Chhari	10,117	1,808	5.6	13,008	2,054	6.3	9	3	3.0	902	159	5.7	50	33	1.5
403	Rangamati RWH	Jurai Chhari	12,900	1,778	7.3	11,915	1,984	6.0	12	3	4.0	623	149	4.2	150	18	8.3
404	Rangamati RWH	Kaptai	14,700	5,022	2.9	4,190	1,969	2.1	49	3	16.3	1,274	360	3.5	100	18	5.6
405	Rangamati RWH	Kawkhali (betbunia)	9,020	2,707	3.3	9,836	2,423	4.1	43	8	5.4	525	438	1.2	62	31	2.0
406	Rangamati RWH	Langadu	14,682	6,473	2.3	10,245	4,405	2.3	43	9	4.8	1,219	388	3.1	300	30	10.0
407	Rangamati RWH	Naniarchar	32,196	4,178	7.7	22,245	4,098	5.4	25	3	8.3	1,567	313	5.0	110	15	7.3
408	Rangamati RWH	Rajasthali	9,104	1,390	6.5	5,180	1,408	3.7	59	3	19.7	50	87	0.6	50	12	4.2
409	Rangamati RWH	Rangamati Sadar	10,000	8,419	1.2	8,961	6,229	1.4	53	50	1.1	1,017	623	1.6	190	49	3.9
410	Rangpur RWH	Aditmari	107,748	12,084	8.9	132,920	15,607	8.5	186	76	2.4	6,863	3,011	2.3	200	70	2.9
411	Rangpur RWH	Badarganj	26,922	10,726	2.5	80,320	18,796	4.3	125	40	3.1	4,600	2,010	2.3	50	61	0.8
412	Rangpur RWH	Bhurungamari	27,189	14,768	1.8	217,235	17,345	12.5	100	25	4.0	7,766	3,635	2.1	350	44	8.0
413	Rangpur RWH	Chilmari	24,032	11,784	2.0	135,980	7,870	17.3	60	24	2.5	2,517	986	2.6	250	54	4.6
414	Rangpur RWH	Dimla	130,104	8,223	15.8	129,510	19,700	6.6	148	60	2.5	4,032	1,966	2.1	300	48	6.3
415	Rangpur RWH	Domar	49,548	7,903	6.3	93,120	13,671	6.8	57	15	3.8	4,392	2,044	2.1	10	53	0.2
416	Rangpur RWH	Fulchhari	2,428	8,054	0.3	29,715	8,062	3.7	79	12	6.6	3,806	1,931	2.0	400	52	7.7
417	Rangpur RWH	Gaibandha Sadar	5,586	24,727	0.2	34,455	27,703	1.2	68	22	3.1	7,967	3,953	2.0	580	334	1.7
418	Rangpur RWH	Gangachara	26,179	12,929	2.0	42,420	20,963	2.0	128	42	3.0	8,635	4,744	1.8	400	73	5.5
419	Rangpur RWH	Gobindaganj	91,319	19,913	4.6	86,624	28,657	3.0	27	8	3.4	4,586	1,915	2.4	100	58	1.7
420	Rangpur RWH	Hatibandha	109,336	8,178	13.4	57,030	8,688	6.6	122	42	2.9	5,399	2,117	2.6	0	69	0.0
421	Rangpur RWH	Jaldhaka	84,660	17,287	4.9	61,440	24,260	2.5	74	27	2.7	7,605	3,798	2.0	200	58	3.4
422	Rangpur RWH	Kaliganj	93,032	6,255	14.9	68,160	9,130	7.5	132	63	2.1	3,061	1,536	2.0	200	55	3.6
423	Rangpur RWH	Kaunia	21,600	10,281	2.1	95,980	9,856	9.7	60	17	3.5	5,155	2,283	2.3	0	64	0.0
424	Rangpur RWH	Kishoreganj	76,200	5,195	14.7	193,920	15,197	12.8	76	30	2.5	2,601	1,476	1.8	500	53	9.4
425	Rangpur RWH	Kurigram Sadar	26,948	13,163	2.0	29,995	11,356	2.6	139	54	2.6	5,387	2,457	2.2	600	49	12.2

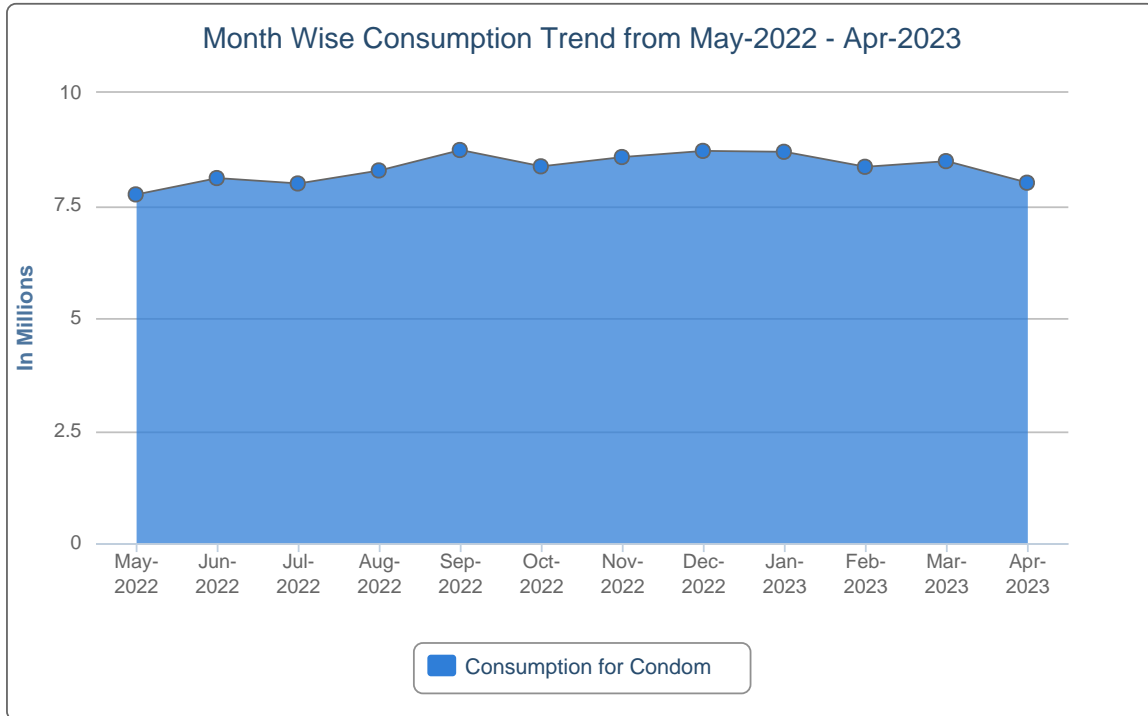
SL	Warehouse Name	Upazila Name	Condom			Shukhi			IUD			Injectables			Implant		
			CBL	AMD	MOS	CBL	AMD	MOS	CBL	AMD	MOS	CBL	AMD	MOS	CBL	AMD	MOS
426	Rangpur RWH	Lalmonirhat Sadar	20,676	9,483	2.2	78,500	14,506	5.4	72	22	3.3	5,853	2,940	2.0	0	74	0.0
427	Rangpur RWH	Mitha Pukur	31,548	15,877	2.0	159,814	23,077	6.9	29	4	7.3	5,567	2,298	2.4	400	95	4.2
428	Rangpur RWH	Nageshwari	27,900	14,683	1.9	189,120	26,482	7.1	109	31	3.5	8,739	4,391	2.0	300	108	2.8
429	Rangpur RWH	Nilphamari Sadar	27,948	13,852	2.0	76,805	28,562	2.7	162	69	2.3	6,780	3,329	2.0	300	76	3.9
430	Rangpur RWH	Palashbari	22,495	9,157	2.5	22,927	14,608	1.6	46	8	5.8	4,774	1,922	2.5	50	39	1.3
431	Rangpur RWH	Patgram	125,196	5,925	21.1	105,420	9,689	10.9	135	18	7.5	4,545	2,077	2.2	200	37	5.4
432	Rangpur RWH	Phulbari	84,100	6,587	12.8	77,280	11,140	6.9	172	77	2.2	5,682	2,683	2.1	100	44	2.3
433	Rangpur RWH	Pirgachha	23,700	12,353	1.9	82,890	13,313	6.2	173	58	3.0	4,700	2,197	2.1	100	83	1.2
434	Rangpur RWH	Pirganj	34,948	21,776	1.6	44,720	27,272	1.6	140	47	3.0	4,600	2,129	2.2	300	114	2.6
435	Rangpur RWH	Rajarhat	20,396	6,897	3.0	44,610	13,220	3.4	165	21	7.9	5,414	2,099	2.6	0	35	0.0
436	Rangpur RWH	Rangpur Sadar	36,700	27,913	1.3	55,890	19,819	2.8	170	40	4.3	5,217	2,692	1.9	150	218	0.7
437	Rangpur RWH	Sadullapur	4,836	17,178	0.3	17,180	19,805	0.9	79	8	9.9	5,054	3,191	1.6	350	68	5.1
438	Rangpur RWH	Saghata	12,648	13,397	0.9	25,960	21,355	1.2	80	15	5.3	3,425	1,606	2.1	50	52	1.0
439	Rangpur RWH	Saidpur	18,085	10,530	1.7	32,292	8,180	3.9	45	6	7.5	2,257	1,198	1.9	100	30	3.3
440	Rangpur RWH	Sundarganj	43,264	27,113	1.6	77,370	35,914	2.2	160	67	2.4	13,326	8,146	1.6	1,000	219	4.6
441	Rangpur RWH	Taraganj	44,856	8,170	5.5	82,255	8,452	9.7	34	7	4.9	2,450	1,068	2.3	400	127	3.1
442	Rangpur RWH	Ulipur	31,224	17,883	1.7	129,560	29,713	4.4	98	29	3.4	6,850	3,359	2.0	50	61	0.8
443	Sylhet RWH	Ajmiriganj	11,488	8,214	1.4	11,980	7,012	1.7	237	4	59.3	5,488	621	8.8	400	45	8.9
444	Sylhet RWH	Bahubal	15,708	6,766	2.3	13,095	6,508	2.0	74	14	5.3	3,894	579	6.7	200	47	4.3
445	Sylhet RWH	Balaganj	9,900	9,859	1.0	25,060	2,552	9.8	168	2	84.0	4,261	917	4.6	108	20	5.4
446	Sylhet RWH	Baniachong	8,710	11,041	0.8	27,105	9,973	2.7	172	21	8.2	5,829	826	7.1	400	96	4.2
447	Sylhet RWH	Barlekha	34,500	8,914	3.9	15,610	6,536	2.4	125	5	25.0	4,939	618	8.0	250	32	7.8
448	Sylhet RWH	Beani Bazar	16,800	11,393	1.5	10,685	4,075	2.6	93	10	9.3	5,600	670	8.4	405	56	7.2
449	Sylhet RWH	Bishwambarpur	27,988	9,705	2.9	11,910	7,520	1.6	160	18	8.9	6,704	1,002	6.7	150	32	4.7
450	Sylhet RWH	Bishwanath	19,900	9,792	2.0	16,800	3,958	4.2	71	11	6.5	4,259	555	7.7	320	32	10.0

SL	Warehouse Name	Upazila Name	Condom			Shukhi			IUD			Injectables			Implant		
			CBL	AMD	MOS	CBL	AMD	MOS	CBL	AMD	MOS	CBL	AMD	MOS	CBL	AMD	MOS
451	Sylhet RWH	Chhatak	26,964	13,136	2.1	13,080	8,701	1.5	91	40	2.3	4,894	553	8.8	100	69	1.4
452	Sylhet RWH	Chunarughat	12,795	8,249	1.6	3,030	9,375	0.3	270	7	38.6	6,446	1,129	5.7	201	69	2.9
453	Sylhet RWH	Companiganj	14,200	12,508	1.1	12,000	6,632	1.8	270	2	135.0	5,897	1,114	5.3	100	44	2.3
454	Sylhet RWH	Dakshin Sunamganj	19,480	8,831	2.2	16,420	5,410	3.0	113	14	8.1	4,070	702	5.8	110	59	1.9
455	Sylhet RWH	Dakshin Surma	9,200	31,908	0.3	20,410	8,415	2.4	205	6	34.2	5,971	1,071	5.6	300	38	7.9
456	Sylhet RWH	Derai	36,548	22,436	1.6	14,020	8,818	1.6	260	15	17.3	3,787	738	5.1	377	68	5.5
457	Sylhet RWH	Dowarabazar	19,380	9,253	2.1	16,012	9,175	1.7	263	1	263.0	5,722	749	7.6	150	64	2.3
458	Sylhet RWH	Fenchuganj	39,100	4,582	8.5	22,630	2,222	10.2	140	6	23.3	4,092	308	13.3	325	11	29.5
459	Sylhet RWH	Golapganj	17,858	17,879	1.0	14,000	4,923	2.8	186	15	12.4	4,355	636	6.8	400	37	10.8
460	Sylhet RWH	Gowainghat	23,400	19,085	1.2	26,820	9,643	2.8	95	11	8.6	14,021	3,034	4.6	600	57	10.5
461	Sylhet RWH	Habiganj Sadar	30,900	17,863	1.7	19,473	13,827	1.4	305	91	3.4	7,446	1,864	4.0	300	54	5.6
462	Sylhet RWH	Jagannathpur	22,968	12,091	1.9	21,530	7,270	3.0	61	13	4.7	3,123	440	7.1	207	76	2.7
463	Sylhet RWH	Jaintiapur	25,500	12,277	2.1	21,900	6,737	3.3	66	26	2.5	9,800	2,545	3.9	250	27	9.3
464	Sylhet RWH	Jamalganj	24,000	12,773	1.9	19,260	9,799	2.0	150	6	25.0	6,539	1,155	5.7	150	41	3.7
465	Sylhet RWH	Juri	16,800	8,554	2.0	15,015	5,196	2.9	200	25	8.0	1,180	406	2.9	100	98	1.0
466	Sylhet RWH	Kamalganj	18,000	11,383	1.6	23,210	9,100	2.6	215	15	14.3	5,875	858	6.8	350	72	4.9
467	Sylhet RWH	Kanaighat	27,048	26,068	1.0	12,060	12,442	1.0	186	5	37.2	9,271	2,702	3.4	350	30	11.7
468	Sylhet RWH	Kulaura	36,368	10,731	3.4	21,600	9,245	2.3	174	5	34.8	9,508	2,009	4.7	300	23	13.0
469	Sylhet RWH	Lakhai	15,420	5,615	2.7	14,000	5,697	2.5	133	9	14.8	3,307	552	6.0	300	67	4.5
470	Sylhet RWH	Madhabpur	44,500	8,533	5.2	4,923	12,832	0.4	130	14	9.3	6,370	815	7.8	304	50	6.1
471	Sylhet RWH	Maulvibazar Sadar	21,132	14,927	1.4	10,820	10,608	1.0	175	52	3.4	8,188	968	8.5	540	54	10.0
472	Sylhet RWH	Nabiganj	16,600	9,390	1.8	21,240	11,696	1.8	60	16	3.8	4,520	672	6.7	320	79	4.1
473	Sylhet RWH	Osmaninagar	5,844	11,133	0.5	9,590	3,222	3.0	163	3	54.3	3,203	731	4.4	300	29	10.3
474	Sylhet RWH	Rajnagar	18,600	11,948	1.6	19,510	10,571	1.8	186	7	26.6	8,332	1,155	7.2	200	61	3.3
475	Sylhet RWH	Sreemangal	22,800	13,736	1.7	8,960	13,806	0.6	138	30	4.6	8,480	1,422	6.0	50	97	0.5

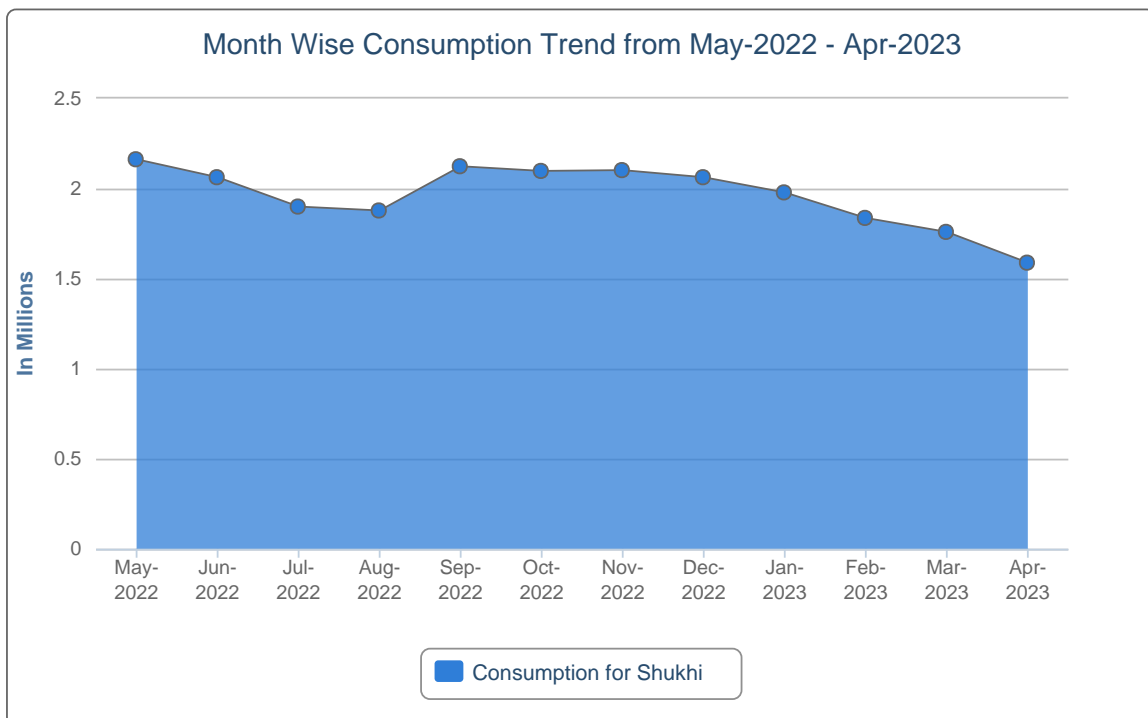
SL	Warehouse Name	Upazila Name	Condom			Shukhi			IUD			Injectables			Implant		
			CBL	AMD	MOS	CBL	AMD	MOS	CBL	AMD	MOS	CBL	AMD	MOS	CBL	AMD	MOS
476	Sylhet RWH	Sulla	15,060	10,720	1.4	22,060	5,136	4.3	120	2	60.0	2,860	429	6.7	350	46	7.6
477	Sylhet RWH	Sunamganj Sadar	21,708	10,441	2.1	15,350	7,707	2.0	111	41	2.7	6,252	1,100	5.7	250	46	5.4
478	Sylhet RWH	Sylhet Sadar	78,178	58,358	1.3	62,640	37,775	1.7	268	79	3.4	32,616	10,330	3.2	107	172	0.6
479	Sylhet RWH	Tahirpur	24,648	13,422	1.8	17,740	10,822	1.6	213	12	17.8	5,330	875	6.1	526	94	5.6
480	Sylhet RWH	Zakiganj	28,991	22,558	1.3	27,137	8,017	3.4	178	3	59.3	7,352	1,248	5.9	200	66	3.0
481	Tangail RWH	Basail	27,328	9,981	2.7	22,850	7,693	3.0	100	16	6.3	1,200	1,120	1.1	600	83	7.2
482	Tangail RWH	Bhuapur	3,900	19,835	0.2	21,160	11,237	1.9	330	16	20.6	2,454	1,425	1.7	700	66	10.6
483	Tangail RWH	Chauhali	444	15,149	0.0	38,490	7,579	5.1	468	11	42.5	6,431	1,223	5.3	1,100	60	18.3
484	Tangail RWH	Delduar	13,800	9,688	1.4	66,835	7,472	8.9	340	14	24.3	1,430	859	1.7	300	46	6.5
485	Tangail RWH	Dhanbari	13,548	7,887	1.7	80,070	7,048	11.4	198	17	11.6	5,061	1,238	4.1	600	31	19.4
486	Tangail RWH	Ghatail	900	29,176	0.0	11,040	23,784	0.5	550	20	27.5	8,400	3,115	2.7	700	88	8.0
487	Tangail RWH	Gopalpur	516	16,566	0.0	24,300	13,558	1.8	237	10	23.7	7,192	1,293	5.6	1,100	84	13.1
488	Tangail RWH	Kalihati	5,500	26,346	0.2	45,385	21,306	2.1	293	37	7.9	16,102	3,314	4.9	1,300	48	27.1
489	Tangail RWH	Madhupur	98,400	14,263	6.9	19,245	15,662	1.2	414	5	82.8	12,357	1,620	7.6	600	58	10.3
490	Tangail RWH	Mirzapur	180	26,018	0.0	98,600	24,162	4.1	551	30	18.4	5,418	1,294	4.2	250	82	3.0
491	Tangail RWH	Nagarpur	7,512	25,097	0.3	8,480	21,197	0.4	156	29	5.4	8,650	1,271	6.8	600	111	5.4
492	Tangail RWH	Sakhipur	300	17,702	0.0	3,840	19,047	0.2	50	10	5.0	2,413	1,029	2.3	400	33	12.1
493	Tangail RWH	Tangail Sadar	300	59,462	0.0	7,650	31,677	0.2	114	49	2.3	2,746	4,204	0.7	300	147	2.0

7. Month-wise Consumption Trend

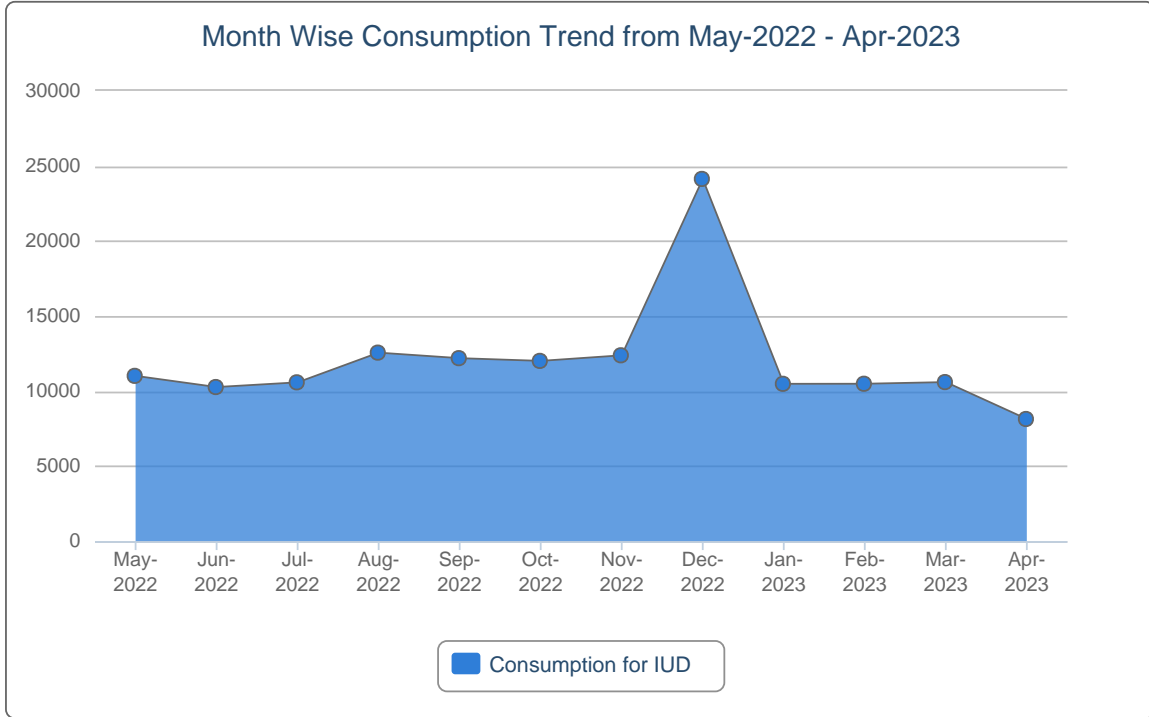
7(a).



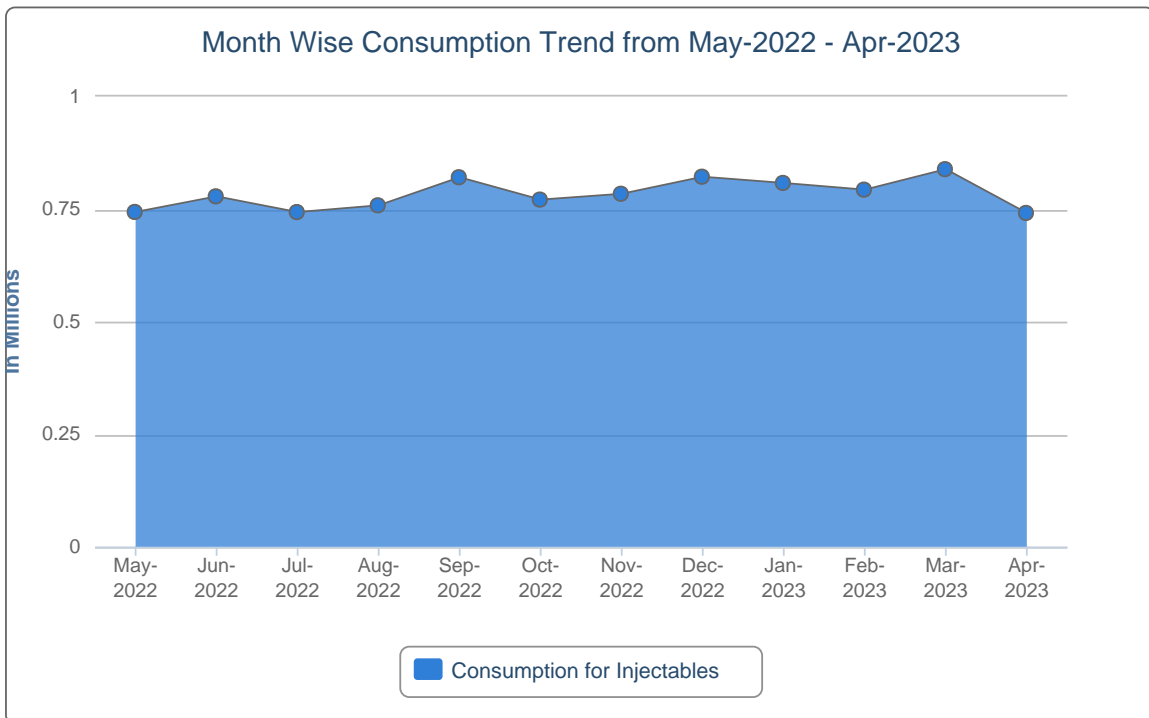
7(b).



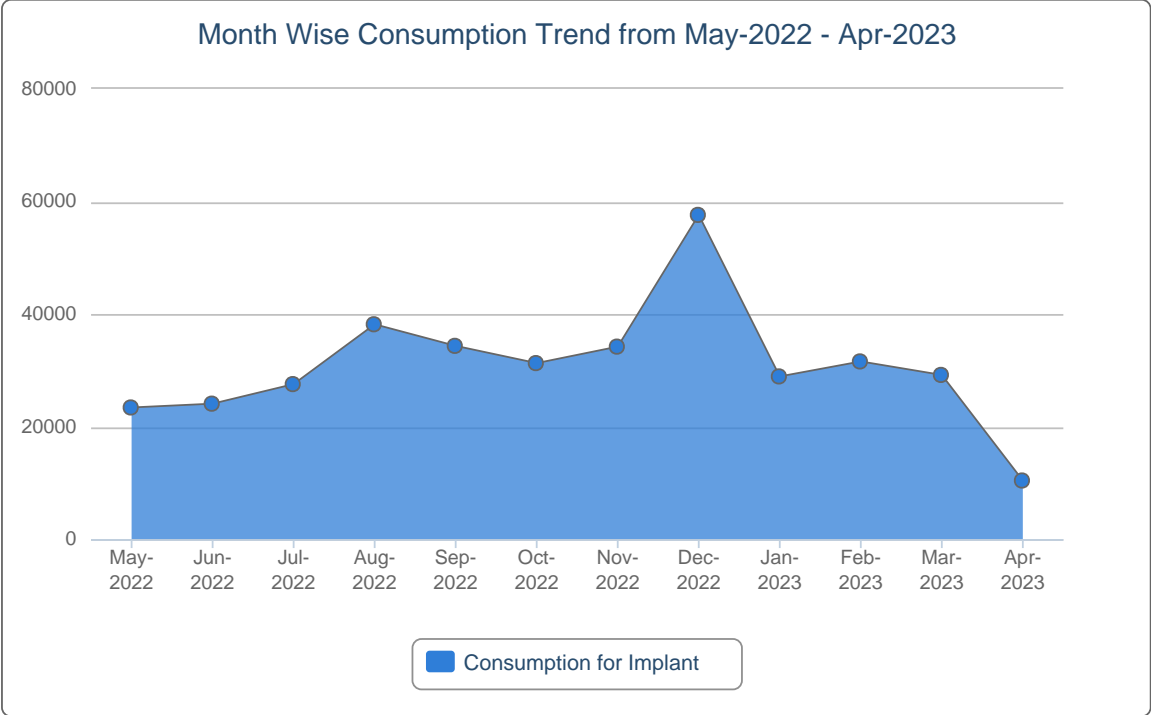
7(c).



7(d).



7(e).



8. Report on Upazila and Warehouse Having Stock Out in reported month

SL	Products Name	No of Stockout WH	% of Stockout WH	No of Stockout Upazila Store	% of Stockout Upazila Store	No of Stockout Upazila Field	% of Stockout Upazila Field
1	Condom	0	0%	1	0%	0	0%
2	Oral Pill (Total)	0	0%	0	0%	0	0%
3	IUD	0	0%	0	0%	0	0%
4	Injectables	0	0%	0	0%	0	0%
5	Implant (Total)	0	0%	-	-	0	0%

List of Stock Out Warehouses

SL	Commodity	Warehouse	Phone
<i>No StockOut in Warehouse</i>			

List of StockOut Upazilas

SL	Commodity	Warehouse	District	Upazila	Phone
1	Condom	Jashore RWH	Narail	Lohagara, Narail	01716381122

“ছেলে হোক, মেয়ে হোক,
দু’টি সন্তানই যথেষ্ট”

Management Information System (MIS)
Directorate General of Family Planning (DGFP)
6, Kawran Bazar, Dhaka- 1215
Email: dirmis@dgfp.gov.bd, dirls@dgfp.gov.bd
www.dgfp.gov.bd, www.scmpbd.org

If you need more information, please visit at <https://www.scmpbd.org>