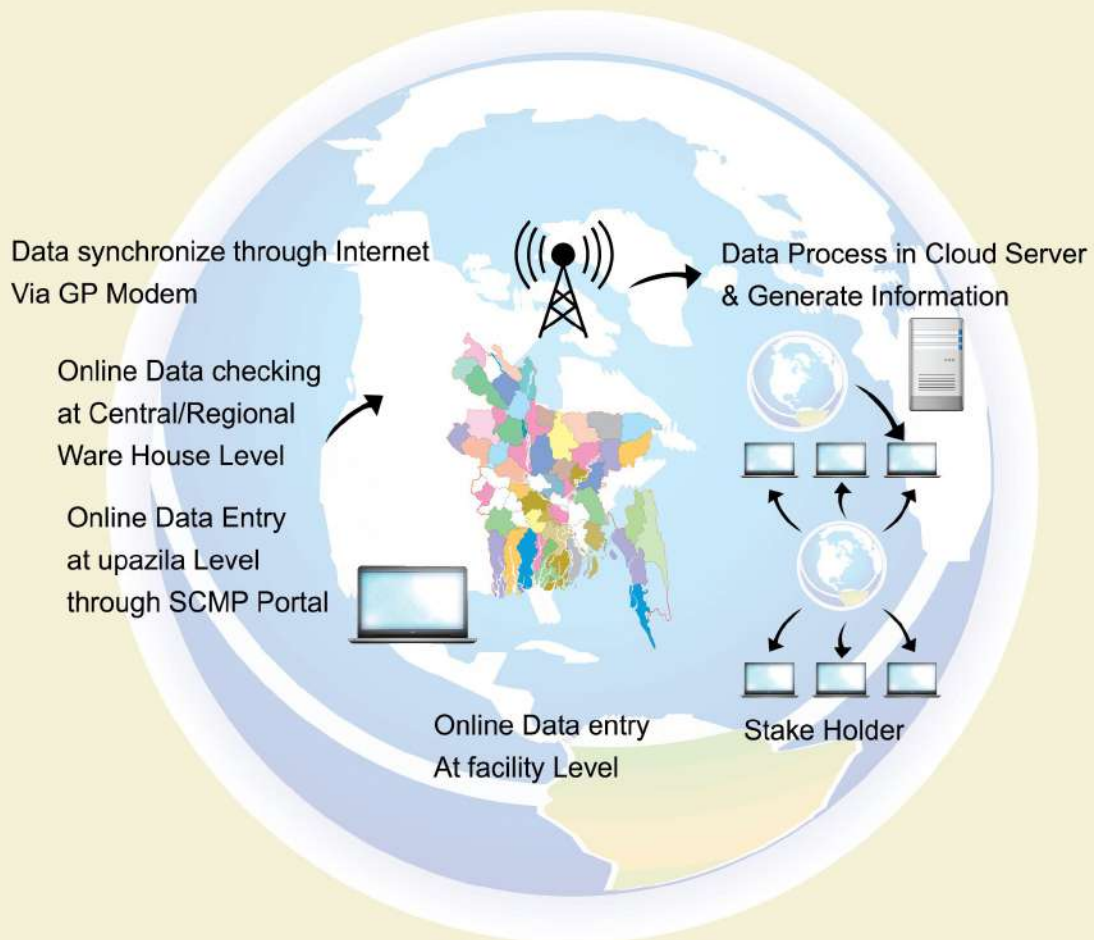




FAMILY PLANNING MONTHLY LOGISTICS REPORT

January 2023

Logistics Management Information System (LMIS) Data Flow System



Management Information System (MIS)
Directorate General of Family Planning (DGFP)

Government of the People's Republic of Bangladesh
Medical Education and Family Welfare Division
Directorate General of Family Planning
Management Information System (MIS)
6, Kawran Bazar, Dhaka- 1215
www.dgfp.gov.bd

Memo No. 59.11.00000.402.16.002.19.44

Date: 27 February, 2023.

Sub: Family Planning Monthly Logistics Report for the Month of January, 2023.

Family Planning Monthly Logistics Report for the Month of January, 2023 is sent herewith for your kind information & necessary action. This report is prepared on the basis of Form-7 submitted by Warehouses and Form-7B submitted by Upazila Family Planning Offices by using WIMS & UIMS operating tools. It provides useful information on monthly distribution and stock balance of all the major contraceptives of Warehouse/Upazila Stores. For more information you can visit at www.scmpbd.org web site.

Comments and suggestions for improvement of this report will be highly appreciated.



(Abdul Latif Mollah)
Director & Line Director (MIS)
Phone: 55012352
Mail: dirmis@dgfp.gov.bd

Memo No. 59.11.00000.402.16.002.19.44.1(202)

Date: 27 February, 2023.

Copy of the report forwarded to (Not according to seniority):

1. Secretary, Medical Education & Family Welfare Division, Ministry of Health & Family Welfare, Bangladesh Secretariat, Dhaka.
2. Additional Secretary (Admin), Medical Education & Family Welfare Division, Ministry of Health & Family Welfare, Bangladesh Secretariat, Dhaka.
3. Director (Administration), Directorate General of Family Planning, 6 Kawran Bazar, Dhaka 1215.
4. Director & Line Director (MIS), Directorate General of Family Planning, 6 Kawran Bazar, Dhaka.
5. Joint Secretary (Development), Medical Education & Family Welfare Division, Ministry of Health & Family Welfare, Bangladesh Secretariat, Dhaka.
6. Director Finance & Line Director (Family Planning Field Service Delivery), Directorate General of Family Planning, 6 Kawran Bazar, Dhaka 1215.
7. Director (Logistics & Supply) and Line Director (Procurement, Storage & Supply Management), Directorate General of Family Planning, 6 Kawran Bazar, Dhaka 1215.
8. Director (IEM) & Line Director (Information, Education and Communication), Directorate General of Family Planning, 6 Kawran Bazar, Dhaka 1215.
9. Director (Planning) & Line Director (Planning Monitoring and Evaluation), Directorate General of Family Planning, 6 Kawran Bazar, Dhaka 1215.

10. Director (MCH-Services) & Line Director (MCRAH), Directorate General of Family Planning, 6 Kawran Bazar, Dhaka 1215.
11. Line Director (CCSDP), Directorate General of Family Planning, 6 Kawran Bazar, Dhaka 1215.
12. Director (Audit), Directorate General of Family Planning, 6 Kawran Bazar, Dhaka 1215.
13. Divisional Director, Family Planning, Dhaka /Chattogram /Rajshahi /Khulna /Sylhet /Barishal/ Rangpur/ Mymensingh Division.
14. Joint Chief (Planning), Health Service Division, Ministry of Health & Family Welfare, Bangladesh Secretariat, Dhaka
15. Joint Chief (Population & Planning wing), Planning commission, Sher-e-Bangla Nagar, Dhaka.
16. Joint Chief (Planning), Program Management and Monitoring Unit (PMMU), Azimpur, Dhaka-1205.
17. Director, Maternal & Child Health Training Institute (MCHTI), Azimpur, Dhaka.
18. Director, Mohammadpur Fertility Services & Training Centre (MFSTC), Mohammadpur, Dhaka.
19. Director, Maternal & Child Health Training Institute (MCHTI), Lalkuthi, Mirpur, Dhaka.
20. P.S. to the Honorable Minister, Ministry of Health and Family Welfare, Bangladesh Secretariat, Dhaka, for kind information of the Honorable Minister.
21. Deputy Chief (Planning), Medical Education & Family Welfare Division, Ministry of Health & Family Welfare, Bangladesh Secretariat, Dhaka.
22. Additional Director (Drugs and Stores), Directorate General of Family Planning, Central Warehouse, Mohakhali, Dhaka.
23. Deputy Director, Family Planning, ----- District (You are requested to take appropriate measures to ensure timely online submission of Form 7B report from upazilas).
24. Regional/District Consultant, FPCS-QIT, District Family Planning Office, ----- District.
25. Central/Regional Supply Officer, Family Planning, ----- CWH/RWHs.
26. Assistant Maintenance Engineer, MIS Unit, DGFP (Requested to upload this report to DGFP website).
27. Country Project Director, MTaPS/MSH, House: 30, Road: No. 42, Gulshan-2, Dhaka-1212.
28. Country Director, the World Bank, E-32, Agargaon, Sher-e-Bangla Nagar, Dhaka-1207.
29. Team Leader, Population & Health Team, USAID, Madani Avenue, Baridhara, Dhaka.
30. Country Representative, UNFPA, IDB Bhaban, Agargaon, Sher-E-Bangla Nagar, Dhaka.
31. Managing Director, SMC, SMC Tower, 33 Banani C/A, Dhaka-1213.
32. Documentation Center, IEM Unit, Directorate General of Family Planning, 6 Kawran Bazar, Dhaka.
33. Responsible person of Dispatch Section, MIS Unit, DGFP (Requested to distribute the published 'Family Planning Monthly Logistics Report' to concerned Person/Office/Organization).
34. PA to Director General, Directorate General of Family Planning, 6 Kawran Bazar, Dhaka 1215.
35. Concerned Organization/Person.



(Sabina Parveen)
Deputy Director (MIS)

Table Of Contents

	Page
1. DGFP Stock Status Report	1-2
2. National Receipts Quantity by Product by Month	3
3. National Level Contraceptive Summary Report	4
4. Stock Status Report at Different Levels	5
5. Contraceptive Stock Status by Product at Upazila Store and Field	6-10
6. Contraceptive Stock Status by Product at Regional Warehouses/Upazila	11-31
7. Month-wise Consumption Trend	32-34
8. Report on Upazila and Warehouse Having Stock Out in last month	35

1. DGFP Stock Status Report

		DGFP STOCK STATUS REPORT for Contraceptives - 31st January 2023																																		
Year →	2023												2024												2025											
Month →	2	3	4	5	6	7	8	9	10	11	12	1	2	3	4	5	6	7	8	9	10	11	12	1	2	3	4	5	6	7	8	9	10	11	12	1
Min.-Max. →	Min						Max																													
Product ↓	CS - 44.56m : 5.2 MOS																																			
Condom	5.2 MOS						47.08m (MOS:5.5)																													
*AMC = 8.56m													FY:2022-23: 51m, Rec - 3.92m																							
	CS - 66.56m : 11.0 MOS																																			
Pill (Total)	11.0 MOS												39m (MOS:6.4)																							
*AMC = 6.06m													FY:2022-23: 39m																							
	CS - 6.07m : 19.1 MOS																																			
POP-APON	19.1 MOS (August 2024)																																			
*AMC = 0.318m	CS (0.341): 24.3 MOS																																			
IUD	24.3 MOS (Jan. 2025)																																			
*AMC = 14,045	CS (13.84m): 17.4 MOS																																			
Injectables	17.4 MOS (July 2024)																																			
*AMC = 0.794m	CS-(0.986m): 25.9 MOS																																			
Implant	25.9 MOS (March 2025)																																			
*AMC = 38,072																																				
	<p>Pill (Total): 2nd & 3rd generation Shukhi</p> <p>*AMC is calculated based on past 6-months consumption</p> <p>Data Sources: DGFP/L&S unit, DGFP LMIS web site - https://scmpbd.org/</p> <p>Central Warehouse WIMS data and Approved DGFP Procurement Plan</p> <p>National min-max stock level is 6 & 10 MOS</p> <p>AMC = Average Monthly Consumption</p>																																			
	<p>Legend:</p> <ul style="list-style-type: none"> ■ Current Stock (CS): Less than 3 MOS ■ Current Stock (CS): MOS 3.0 to Less than 6 MOS ■ Current Stock (CS): MOS 6 and above ■ Planned for FY 2020-21 ■ Procurement completed, yet to be received ■ Donation 																																			

DGFP STOCK STATUS NOTES
(For Contraceptives)
Month: January, 2023

CONDOM – Current national stock is 44.56 million pieces, and this stock can be used up to June 2023

- **2022-23: GOB (Revenue)** – Contract of Procurement of 51 Million Pieces Condom has been completed. Meanwhile, 3.92 Million Pieces Condom received in January 2023.

PILL (Shukhi) – Current national stock of Oral Contraceptive Pill is 66.56 million cycles which will go up to December 2023.

- **2022-23: GOB (Revenue)** – Till the date no requirement received from User Unit for procurement of PILL (Shukhi).
- **2022-23: RPA (GOB) & GOB (Development)**- Requirement of 39.00 Million Cycles Oral Pill (COP) (Shukhi-3rd Generation) received from User Unit for procurement and the procurement is in progress.

POP-APON - Current national stock of POP-APON Pill is 6.07 million cycles which will go up to August 2024.

- **2022-23: RPA (GOB) & GOB (Development)**– Till the date no requirement received from User Unit for procurement of POP-APON.
- **2022-23: GOB (Revenue)** – Till the date no requirement received from User Unit for procurement of POP-APON.

IUD - Current national stock is 0.341 million pcs and this stock can be used up to January 2025.

INJECTABLES – Current stock of 13.84 million vials and that can be used up to July 2024.

IMPLANT – Current stock is 9,86,964 sets, and this can be used up to March 2025.

You can also download the previous reports from <http://www.scmpbd.org>

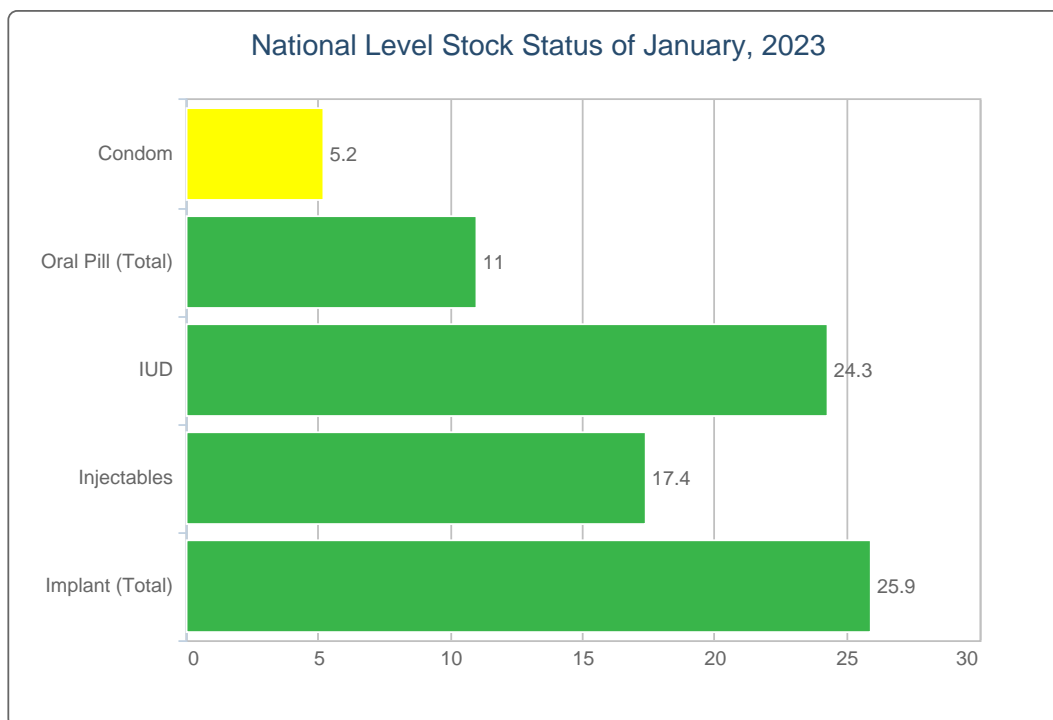
2. National Receipts Quantity by Product by Month

Contraceptive Received Report

Month: January, 2023

Item	Supplier	Receiver	Date Receipts	Qty
Condom	ESSENTIAL DRUGS CO. LTD.	Dhaka CWH	31/01/23	3,924,000
Total				3,924,000

3. National Level Contraceptive Summary Report



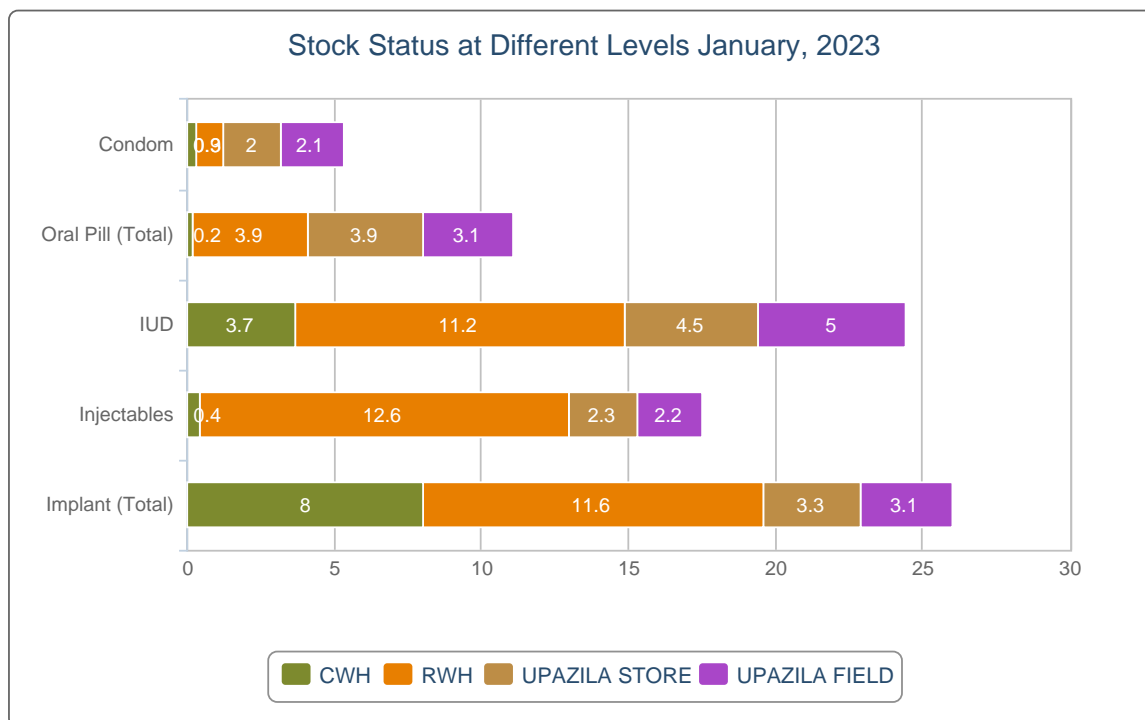
■ MOS: < 3.0
 ■ MOS: 3.0 - 5.9
 ■ MOS: 6.0 and above

MOS = Month of Stock

National Level Stock Status of January, 2023

SL	Name of Products	Reported Consumption	Reported Closing Balance	Average Monthly Consumption	MOS
1	Condom	8,691,876	44,566,254	8,564,084	5.2
2	Oral Pill (Total)	6,223,917	66,561,715	6,064,756	11.0
3	IUD	10,480	341,613	14,045	24.3
4	Injectables	808,162	13,839,005	794,692	17.4
5	Implant (Total)	28,905	986,964	38,072	25.9

4. Stock Status Report at Different Levels

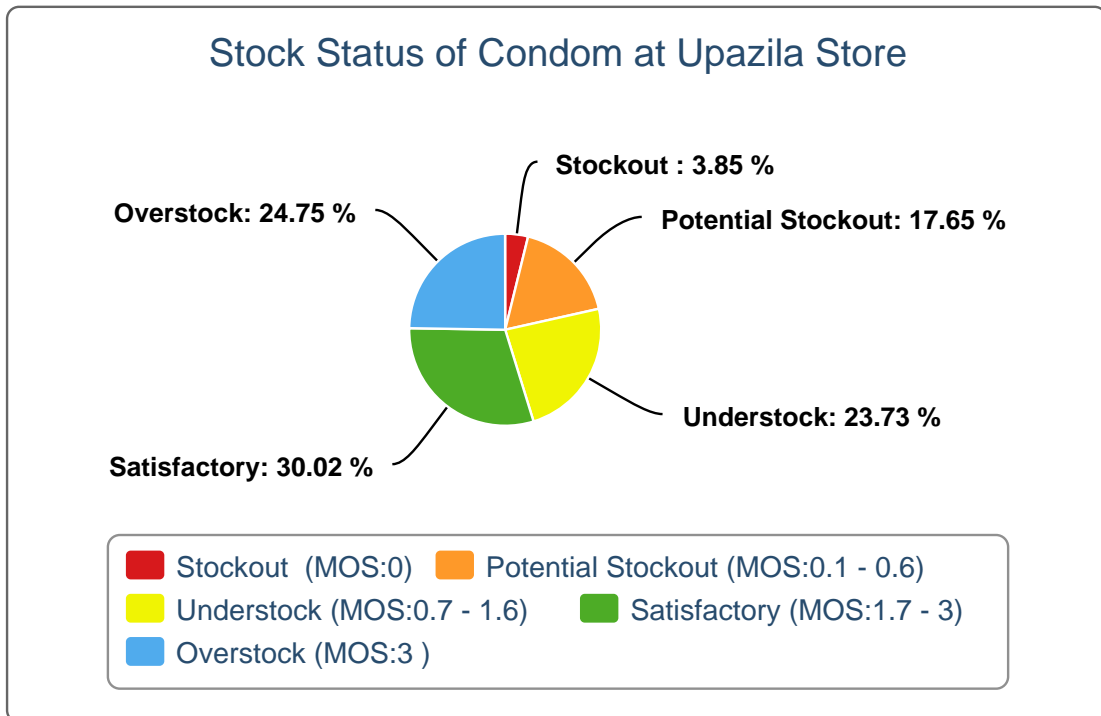


Stock Status at Different Levels January, 2023

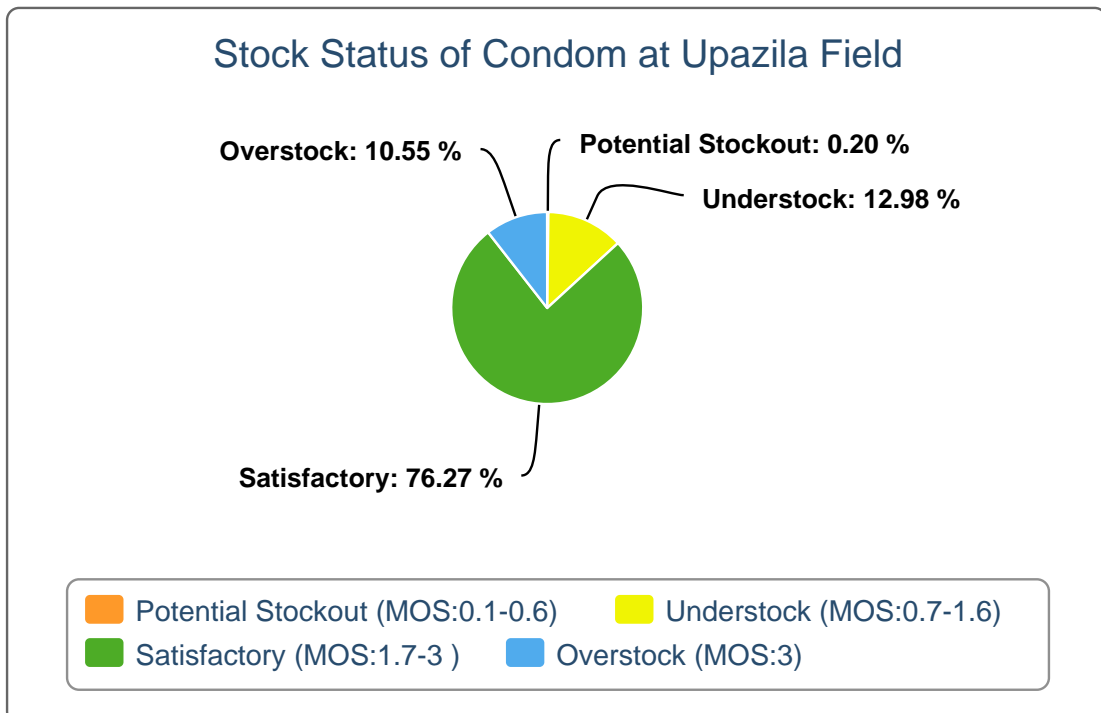
Products	Avg. Consump. of Last 6 Months	CWH Level	MOS	RWH Level	MOS	Upazila Level	MOS	Field Level	MOS	National Level	MOS
Condom	8,564,084	2,394,000	0.3	7,608,728	0.9	16,733,355	2	17,830,171	2.1	44,566,254	5.2
Oral Pill (Total)	6,064,756	1,047,840	0.2	23,351,979	3.9	23,649,211	3.9	18,512,685	3.1	66,561,715	11
IUD	14,045	51,750	3.7	156,641	11.2	63,221	4.5	70,001	5	341,613	24.3
Injectables	794,692	291,600	0.4	9,999,380	12.6	1,813,068	2.3	1,734,957	2.2	13,839,005	17.4
Implant (Total)	38,072	303,685	8	441,200	11.6	124,089	3.3	117,990	3.1	986,964	25.9

5. Contraceptive Stock Status by Product at Upazila Store and Field

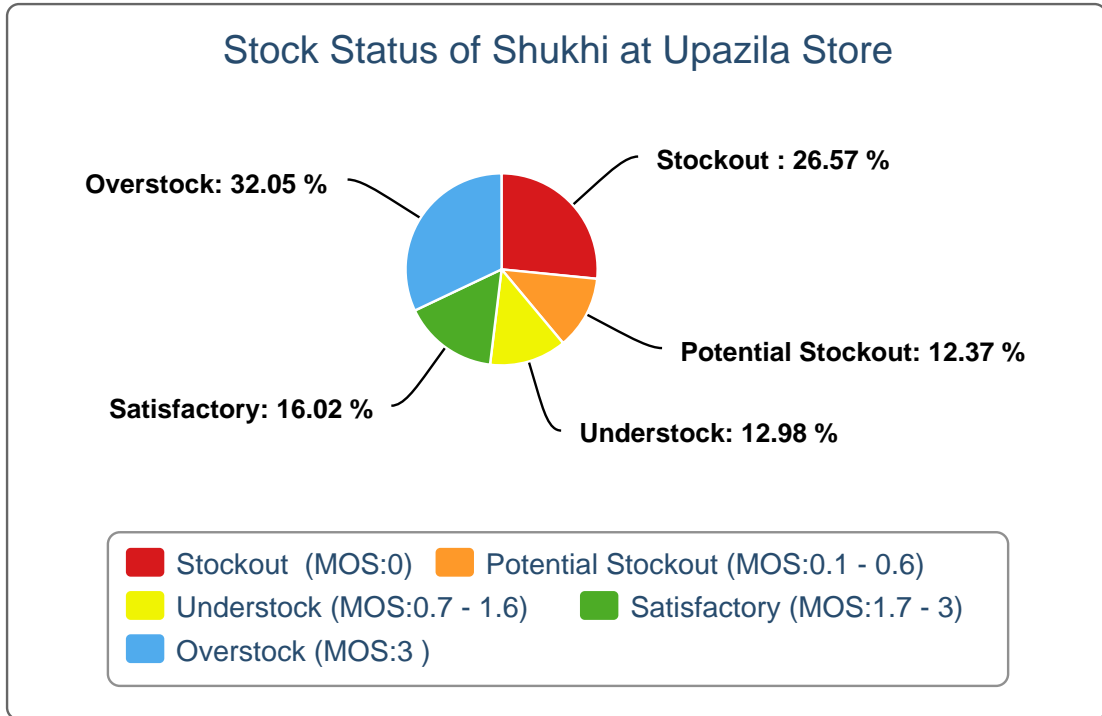
5(a).



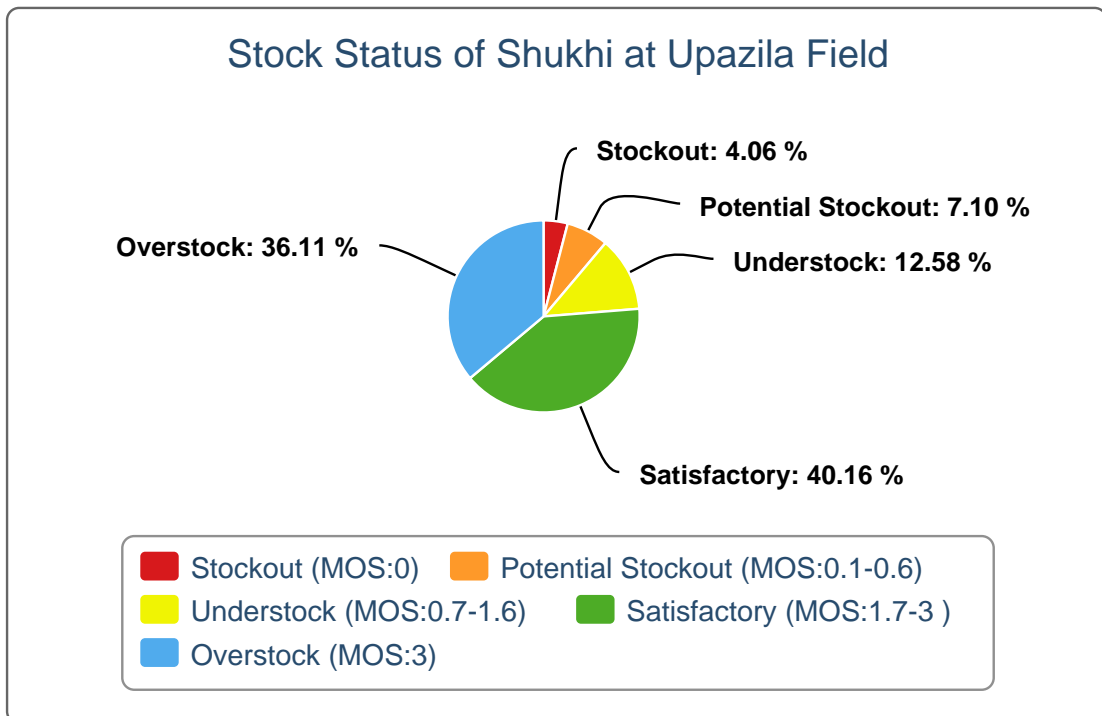
5(b).



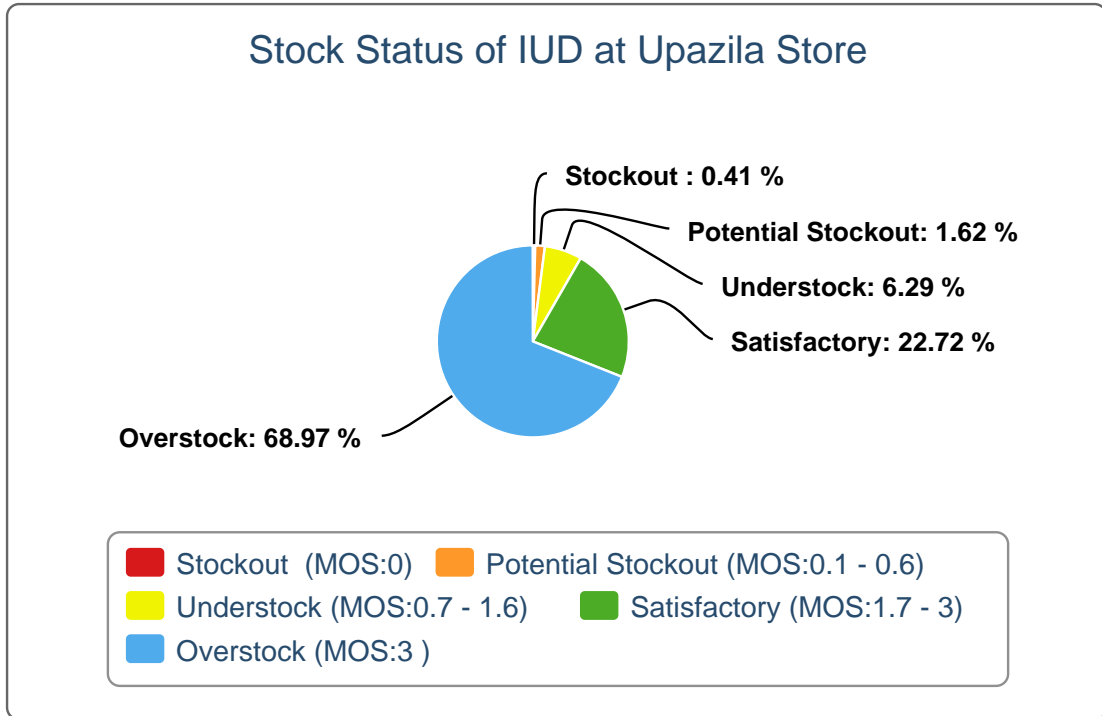
5(c).



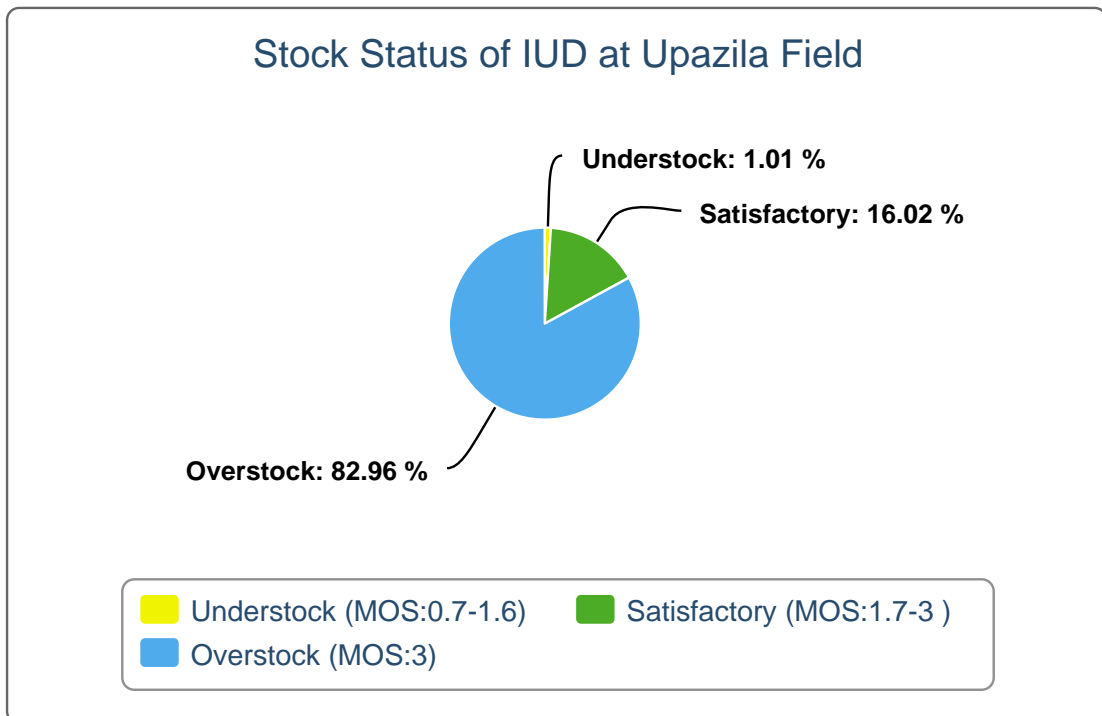
5(d).



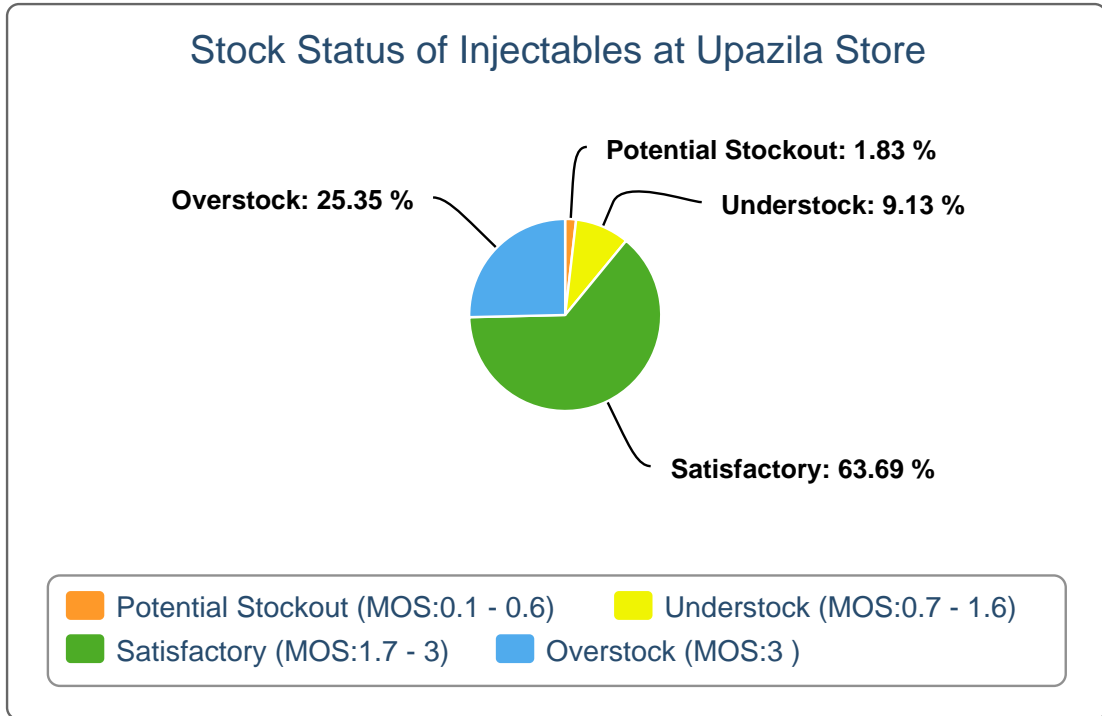
5(e).



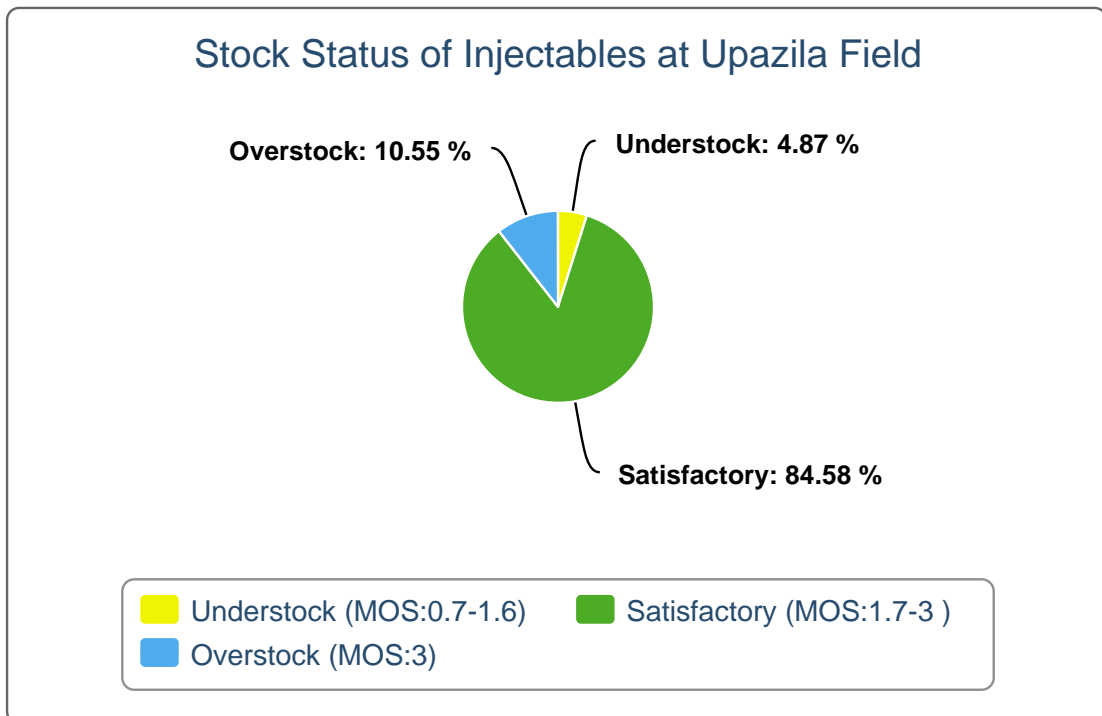
5(f).



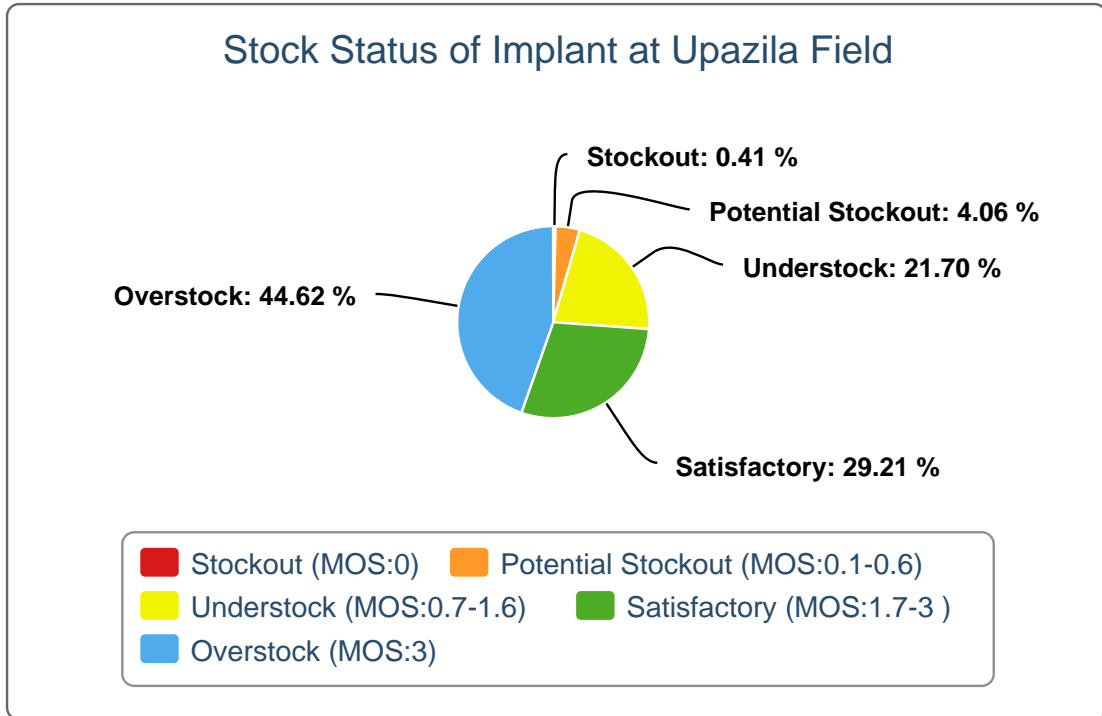
5(g).



5(h).



5(i).



6(a). Contraceptive Stock Status by Product at Regional Warehouses

SL	WH Name	Condom			Shukhi			IUD			Injectables			Implant		
		CBL	AMD	MOS	CBL	AMD	MOS	CBL	AMD	MOS	CBL	AMD	MOS	CBL	AMD	MOS
1	Bandarban RWH	32,400	40,472	0.8	72,920	23,444	3.1	1,175	162	7.3	20,300	3,326	6.1	1,300	199	6.5
2	Barishal RWH	222,800	265,135	0.8	372,480	202,517	1.8	4,300	544	7.9	85,400	30,223	2.8	16,300	1,186	13.7
3	Bhola RWH	151,200	46,350	3.3	357,600	51,927	6.9	1,700	171	9.9	91,000	26,408	3.4	6,550	322	20.3
4	Bogura RWH	252,000	500,417	0.5	902,400	326,519	2.8	10,150	511	19.9	1,296,000	29,800	43.5	38,800	2,507	15.5
5	Chattogram RWH	324,600	324,662	1.0	5,740,800	216,510	26.5	8,740	979	8.9	1,779,000	27,696	64.2	36,300	2,020	18.0
6	Cox's Bazar RWH	4,450,128	90,798	49.0	2,695,389	73,192	36.8	29,700	560	53.0	649,080	21,484	30.2	22,250	1,175	18.9
7	Cumilla RWH	252,000	480,451	0.5	462,720	363,829	1.3	7,450	1,153	6.5	318,000	60,550	5.3	16,700	2,734	6.1
8	Dhaka CWH	2,394,000	1,276,492	1.9	1,047,840	615,725	1.7	51,750	2,069	25.0	291,600	78,589	3.7	303,685	3,847	78.9
9	Dinajpur RWH	252,000	179,165	1.4	527,040	213,109	2.5	8,000	328	24.4	154,000	30,465	5.1	34,600	2,095	16.5
10	Faridpur RWH	18,000	448,959	0.0	384,480	324,420	1.2	5,450	710	7.7	242,000	30,165	8.0	31,450	2,185	14.4
11	Jamalpur RWH	36,000	324,417	0.1	935,040	231,782	4.0	5,250	237	22.2	103,000	24,440	4.2	8,100	1,131	7.2
12	Jashore RWH	306,000	442,340	0.7	422,880	268,295	1.6	5,600	387	14.5	70,000	34,974	2.0	14,900	1,434	10.4
13	Khulna RWH	22,800	538,854	0.0	6,061,320	360,592	16.8	10,050	412	24.4	3,379,000	32,499	104.0	45,000	1,408	32.0
14	Kushtia RWH	64,800	300,257	0.2	387,840	149,926	2.6	2,560	170	15.1	179,600	27,574	6.5	26,450	659	40.1
15	Mymensingh RWH	21,600	593,459	0.0	280,320	684,084	0.4	11,800	813	14.5	356,000	50,353	7.1	7,800	2,970	2.6
16	Noakhali RWH	298,800	224,074	1.3	275,040	134,536	2.0	1,950	1,187	1.6	75,000	37,112	2.0	11,650	1,630	7.1
17	Pabna RWH	320,400	464,955	0.7	479,520	274,521	1.7	4,950	765	6.5	187,000	37,480	5.0	27,900	1,025	27.2
18	Patuakhali RWH	151,200	117,590	1.3	718,080	142,847	5.0	6,200	342	18.1	113,700	21,469	5.3	6,600	1,203	5.5
19	Rajshahi RWH	39,600	618,907	0.1	434,880	257,469	1.7	9,541	264	36.1	116,300	26,935	4.3	22,550	1,327	17.0
20	Rangamati RWH	50,400	45,752	1.1	138,720	33,288	4.2	1,825	96	19.0	22,000	3,456	6.4	2,100	259	8.1
21	Rangpur RWH	25,200	411,108	0.1	1,058,400	569,745	1.9	9,450	1,202	7.9	251,000	86,878	2.9	15,500	3,176	4.9
22	Sylhet RWH	64,800	536,937	0.1	248,640	339,402	0.7	6,900	683	10.1	412,000	49,490	8.3	30,300	2,473	12.3
23	Tangail RWH	252,000	292,533	0.9	395,470	207,077	1.9	3,900	300	13.0	100,000	23,326	4.3	18,100	1,107	16.4

6(b). Contraceptive Stock Status by Product at Upazila

SL	Warehouse Name	Upazila Name	Condom			Shukhi			IUD			Injectables			Implant		
			CBL	AMD	MOS	CBL	AMD	MOS	CBL	AMD	MOS	CBL	AMD	MOS	CBL	AMD	MOS
1	Bandarban RWH	Alikadam	23,988	9,670	2.5	6,545	3,138	2.1	69	34	2.0	1,148	587	2.0	200	35	5.7
2	Bandarban RWH	Bandarban Sadar	10,191	4,745	2.1	11,726	4,194	2.8	92	31	3.0	1,562	570	2.7	304	34	8.9
3	Bandarban RWH	Lama	18,000	8,561	2.1	13,315	6,466	2.1	65	47	1.4	1,381	793	1.7	132	32	4.1
4	Bandarban RWH	Naikhongchhari	13,232	6,190	2.1	14,410	3,111	4.6	29	8	3.6	1,168	719	1.6	10	33	0.3
5	Bandarban RWH	Rowangchhari	16,724	2,589	6.5	8,250	2,225	3.7	116	5	23.2	220	235	0.9	110	19	5.8
6	Bandarban RWH	Ruma	12,396	5,087	2.4	10,002	2,288	4.4	65	13	5.0	420	217	1.9	50	17	2.9
7	Bandarban RWH	Thanchi	230	3,630	0.1	555	2,022	0.3	0	24	0.0	371	205	1.8	41	29	1.4
8	Barishal RWH	Agailjhara	17,700	6,991	2.5	21,928	8,109	2.7	190	13	14.6	2,066	1,002	2.1	50	39	1.3
9	Barishal RWH	Babuganj	223,600	6,247	35.8	52,150	6,679	7.8	45	23	2.0	1,504	592	2.5	150	54	2.8
10	Barishal RWH	Bakerganj	378,383	14,701	25.7	79,934	14,217	5.6	191	22	8.7	4,225	1,932	2.2	400	113	3.5
11	Barishal RWH	Banari Para	213,020	5,937	35.9	31,430	6,818	4.6	127	19	6.7	1,639	473	3.5	300	74	4.1
12	Barishal RWH	Barishal Sadar (kotwali)	77,544	32,132	2.4	24,745	16,403	1.5	181	89	2.0	4,428	4,546	1.0	180	120	1.5
13	Barishal RWH	Bhandaria	23,268	10,833	2.1	35,630	8,167	4.4	386	27	14.3	2,616	1,084	2.4	350	48	7.3
14	Barishal RWH	Gaurnadi	22,900	9,845	2.3	47,380	10,416	4.5	156	18	8.7	2,890	1,228	2.4	150	36	4.2
15	Barishal RWH	Hizla	17,600	7,864	2.2	8,550	5,133	1.7	9	14	0.6	2,146	1,132	1.9	300	28	10.7
16	Barishal RWH	Indurkani	87,488	6,608	13.2	7,740	5,911	1.3	142	11	12.9	3,454	904	3.8	400	31	12.9
17	Barishal RWH	Jhalokati Sadar	58,800	19,852	3.0	29,750	11,767	2.5	115	28	4.1	2,345	1,126	2.1	400	79	5.1
18	Barishal RWH	Kanthalia	47,940	5,033	9.5	43,310	4,496	9.6	110	16	6.9	1,655	890	1.9	300	42	7.1
19	Barishal RWH	Kawkhali	60,300	6,156	9.8	55,505	4,000	13.9	190	23	8.3	1,860	328	5.7	250	21	11.9
20	Barishal RWH	Mathbaria	44,218	18,178	2.4	49,790	18,379	2.7	105	40	2.6	3,726	2,251	1.7	300	63	4.8
21	Barishal RWH	Mehendiganj	27,300	12,140	2.2	39,385	10,557	3.7	172	16	10.8	9,646	2,907	3.3	400	40	10.0
22	Barishal RWH	Muladi	27,132	13,730	2.0	16,880	9,819	1.7	146	6	24.3	4,225	2,042	2.1	100	23	4.3
23	Barishal RWH	Nalchity	17,688	8,583	2.1	23,365	7,473	3.1	188	19	9.9	3,318	1,443	2.3	300	49	6.1
24	Barishal RWH	Nazirpur	32,112	18,746	1.7	29,870	11,053	2.7	125	35	3.6	3,430	1,647	2.1	150	56	2.7
25	Barishal RWH	Nesarabad (swarupkati)	45,612	27,282	1.7	36,090	14,964	2.4	150	54	2.8	4,738	1,688	2.8	550	82	6.7

SL	Warehouse Name	Upazila Name	Condom			Shukhi			IUD			Injectables			Implant		
			CBL	AMD	MOS	CBL	AMD	MOS	CBL	AMD	MOS	CBL	AMD	MOS	CBL	AMD	MOS
26	Barishal RWH	Pirojpur Sadar	28,272	13,418	2.1	32,740	9,438	3.5	142	34	4.2	3,274	1,190	2.8	300	65	4.6
27	Barishal RWH	Rajapur	11,220	8,959	1.3	16,275	6,374	2.6	135	8	16.9	1,192	767	1.6	150	28	5.4
28	Barishal RWH	Wazirpur	750,256	11,900	63.0	21,515	12,344	1.7	262	29	9.0	2,189	1,051	2.1	250	95	2.6
29	Bhola RWH	Bhola Sadar	23,397	10,524	2.2	29,535	11,342	2.6	100	55	1.8	11,658	5,609	2.1	150	108	1.4
30	Bhola RWH	Burhanuddin	7,548	3,028	2.5	28,905	6,071	4.8	47	21	2.2	3,007	1,259	2.4	100	35	2.9
31	Bhola RWH	Char Fasson	36,500	18,601	2.0	29,605	16,930	1.7	114	53	2.2	14,895	7,488	2.0	300	74	4.1
32	Bhola RWH	Daulat Khan	16,714	2,110	7.9	37,725	4,753	7.9	20	16	1.3	8,600	3,477	2.5	50	20	2.5
33	Bhola RWH	Lalmohan	17,348	7,464	2.3	31,935	7,415	4.3	29	17	1.7	11,011	5,214	2.1	100	38	2.6
34	Bhola RWH	Manpura	9,384	3,159	3.0	4,729	2,811	1.7	34	1	34.0	4,225	1,852	2.3	70	25	2.8
35	Bhola RWH	Tazumuddin	18,562	1,464	12.7	23,480	2,605	9.0	45	8	5.6	4,025	1,509	2.7	200	22	9.1
36	Bogura RWH	Adamdighi	10,200	8,394	1.2	33,875	5,746	5.9	61	14	4.4	790	219	3.6	150	50	3.0
37	Bogura RWH	Akkelpur	7,752	6,799	1.1	53,765	5,629	9.6	51	15	3.4	1,540	423	3.6	400	77	5.2
38	Bogura RWH	Atrai	12,440	15,909	0.8	23,760	11,604	2.0	31	8	3.9	2,434	678	3.6	5	61	0.1
39	Bogura RWH	Badalgachhi	18,370	8,303	2.2	31,245	8,937	3.5	23	8	2.9	2,406	770	3.1	200	61	3.3
40	Bogura RWH	Bogura Sadar	27,896	57,748	0.5	34,630	15,249	2.3	92	45	2.0	3,856	1,947	2.0	315	160	2.0
41	Bogura RWH	Dhamoirhat	10,784	9,131	1.2	89,590	8,007	11.2	70	12	5.8	2,443	695	3.5	100	41	2.4
42	Bogura RWH	Dhunat	14,000	34,776	0.4	17,570	19,822	0.9	30	16	1.9	5,928	2,069	2.9	50	85	0.6
43	Bogura RWH	Dhupchanchia	4,800	9,097	0.5	8,790	7,854	1.1	56	13	4.3	1,806	721	2.5	400	99	4.0
44	Bogura RWH	Gabtali	21,576	17,503	1.2	876,875	10,861	80.7	53	10	5.3	4,233	1,783	2.4	300	98	3.1
45	Bogura RWH	Ghoraghat	3,700	9,548	0.4	22,290	6,718	3.3	59	7	8.4	961	490	2.0	2	85	0.0
46	Bogura RWH	Hakimpur	4,336	8,656	0.5	28,450	4,628	6.1	40	4	10.0	2,039	221	9.2	300	51	5.9
47	Bogura RWH	Joypurhat Sadar	20,740	20,593	1.0	16,995	11,481	1.5	131	36	3.6	3,380	1,435	2.4	540	165	3.3
48	Bogura RWH	Kahaloo	17,928	18,302	1.0	17,940	11,390	1.6	79	7	11.3	2,476	907	2.7	350	133	2.6
49	Bogura RWH	Kalai	11,904	8,729	1.4	60,680	7,655	7.9	57	11	5.2	1,692	479	3.5	300	60	5.0
50	Bogura RWH	Khetlal	13,248	8,661	1.5	521,635	5,133	101.6	56	23	2.4	1,388	489	2.8	200	58	3.4

SL	Warehouse Name	Upazila Name	Condom			Shukhi			IUD			Injectables			Implant		
			CBL	AMD	MOS	CBL	AMD	MOS	CBL	AMD	MOS	CBL	AMD	MOS	CBL	AMD	MOS
51	Bogura RWH	Mahadebpur	11,700	16,772	0.7	48,355	15,348	3.2	44	5	8.8	4,194	897	4.7	150	77	1.9
52	Bogura RWH	Manda	14,790	24,354	0.6	36,060	26,411	1.4	120	65	1.8	4,859	2,065	2.4	100	85	1.2
53	Bogura RWH	Nandigram	2,400	10,108	0.2	17,760	10,869	1.6	50	3	16.7	930	358	2.6	250	48	5.2
54	Bogura RWH	Naogaon Sadar	16,828	21,724	0.8	20,385	12,423	1.6	105	33	3.2	3,771	1,261	3.0	200	91	2.2
55	Bogura RWH	Niamatpur	9,722	11,929	0.8	50,350	8,988	5.6	0	12	0.0	1,139	1,010	1.1	100	66	1.5
56	Bogura RWH	Panchbibi	14,540	16,341	0.9	398,034	8,054	49.4	105	19	5.5	3,042	836	3.6	300	102	2.9
57	Bogura RWH	Patnitala	7,824	12,053	0.6	48,480	11,807	4.1	25	11	2.3	3,351	855	3.9	100	69	1.4
58	Bogura RWH	Porsha	2,376	10,619	0.2	51,715	8,650	6.0	56	12	4.7	2,209	561	3.9	50	37	1.4
59	Bogura RWH	Raninagar	2,600	11,449	0.2	22,110	11,548	1.9	35	10	3.5	1,937	574	3.4	200	31	6.5
60	Bogura RWH	Sapahar	3,768	10,549	0.4	42,250	9,737	4.3	54	11	4.9	3,237	1,075	3.0	100	30	3.3
61	Bogura RWH	Sariakandi	20,040	14,448	1.4	64,020	8,752	7.3	120	21	5.7	3,614	1,131	3.2	150	153	1.0
62	Bogura RWH	Shajahanpur	52,416	43,650	1.2	25,445	12,121	2.1	72	13	5.5	3,867	1,020	3.8	400	107	3.7
63	Bogura RWH	Sherpur	16,400	30,337	0.5	40,140	16,714	2.4	40	15	2.7	4,847	1,577	3.1	100	106	0.9
64	Bogura RWH	Shibganj	28,200	14,310	2.0	22,420	14,450	1.6	70	13	5.4	6,500	2,430	2.7	250	93	2.7
65	Bogura RWH	Sonatola	10,744	9,625	1.1	164,640	9,933	16.6	55	39	1.4	1,704	824	2.1	50	128	0.4
66	Chattogram RWH	Anowara	29,700	9,490	3.1	46,475	8,884	5.2	85	15	5.7	2,490	672	3.7	250	67	3.7
67	Chattogram RWH	Banshkhali	22,668	13,727	1.7	20,540	8,315	2.5	259	14	18.5	4,876	1,470	3.3	500	127	3.9
68	Chattogram RWH	Boalkhali	38,037	8,700	4.4	40,800	7,075	5.8	387	32	12.1	5,895	524	11.3	750	58	12.9
69	Chattogram RWH	Chandanaish	25,800	6,916	3.7	24,505	7,609	3.2	93	25	3.7	3,410	894	3.8	150	59	2.5
70	Chattogram RWH	Dighinala	26,100	8,343	3.1	21,150	8,729	2.4	240	26	9.2	5,166	1,043	5.0	300	44	6.8
71	Chattogram RWH	Double Mooring	300	56,836	0.0	19,225	13,427	1.4	1,020	240	4.3	8,476	3,341	2.5	800	240	3.3
72	Chattogram RWH	Fatikchhari	26,100	14,221	1.8	22,550	12,401	1.8	125	15	8.3	4,644	1,898	2.4	550	203	2.7
73	Chattogram RWH	Guimara	20,004	1,277	15.7	14,785	2,982	5.0	228	8	28.5	2,076	206	10.1	350	19	18.4
74	Chattogram RWH	Hathazari	20,652	37,204	0.6	24,825	20,433	1.2	120	20	6.0	4,357	1,494	2.9	550	71	7.7
75	Chattogram RWH	Khagrachhari Sadar	25,020	2,992	8.4	20,675	5,341	3.9	326	49	6.7	2,299	470	4.9	275	36	7.6

SL	Warehouse Name	Upazila Name	Condom			Shukhi			IUD			Injectables			Implant		
			CBL	AMD	MOS	CBL	AMD	MOS	CBL	AMD	MOS	CBL	AMD	MOS	CBL	AMD	MOS
76	Chattogram RWH	Lakshmichhari	20,779	1,673	12.4	51,662	2,490	20.7	135	12	11.3	1,341	101	13.3	150	26	5.8
77	Chattogram RWH	Lohagara	42,348	4,405	9.6	36,900	5,842	6.3	59	20	3.0	4,880	977	5.0	350	46	7.6
78	Chattogram RWH	Mahalchhari	21,000	4,096	5.1	15,435	4,037	3.8	145	18	8.1	1,550	317	4.9	150	44	3.4
79	Chattogram RWH	Manikchhari	18,974	1,448	13.1	48,370	1,534	31.5	96	12	8.0	2,010	457	4.4	200	22	9.1
80	Chattogram RWH	Matiranga	22,700	8,624	2.6	15,440	6,329	2.4	142	26	5.5	4,476	777	5.8	600	57	10.5
81	Chattogram RWH	Mirsharai	31,814	11,944	2.7	25,918	11,285	2.3	224	51	4.4	4,023	1,743	2.3	350	73	4.8
82	Chattogram RWH	Panchhari	14,362	4,241	3.4	17,490	4,291	4.1	298	10	29.8	1,690	213	7.9	500	29	17.2
83	Chattogram RWH	Panchlaish	25,656	41,460	0.6	10,390	9,326	1.1	355	136	2.6	5,153	2,945	1.7	106	163	0.7
84	Chattogram RWH	Patiya	52,200	16,632	3.1	41,365	16,782	2.5	240	93	2.6	4,850	1,969	2.5	700	153	4.6
85	Chattogram RWH	Ramgarh	16,312	3,278	5.0	19,330	3,142	6.2	149	7	21.3	1,088	153	7.1	250	26	9.6
86	Chattogram RWH	Rangunia	32,328	13,982	2.3	51,810	12,825	4.0	520	32	16.3	5,326	1,485	3.6	400	119	3.4
87	Chattogram RWH	Raozan	32,068	13,576	2.4	12,760	11,070	1.2	119	57	2.1	6,045	1,222	4.9	100	116	0.9
88	Chattogram RWH	Sandwip	39,000	10,239	3.8	30,510	12,625	2.4	231	3	77.0	6,054	1,303	4.6	850	89	9.6
89	Chattogram RWH	Satkania	36,360	14,050	2.6	20,790	11,131	1.9	128	20	6.4	4,780	831	5.8	300	82	3.7
90	Chattogram RWH	Sitakunda	46,980	15,308	3.1	37,070	8,605	4.3	220	38	5.8	8,242	1,191	6.9	450	51	8.8
91	Cox's Bazar RWH	Chakaria	39,528	14,490	2.7	13,262	13,093	1.0	123	104	1.2	6,047	3,448	1.8	600	212	2.8
92	Cox's Bazar RWH	Cox's Bazar Sadar	110,048	15,790	7.0	175,516	10,270	17.1	289	68	4.3	9,575	3,460	2.8	380	115	3.3
93	Cox's Bazar RWH	Kutubdia	20,676	3,622	5.7	2,890	2,947	1.0	100	57	1.8	6,536	1,078	6.1	700	99	7.1
94	Cox's Bazar RWH	Maheshkhali	116,227	6,083	19.1	32,280	14,134	2.3	116	58	2.0	6,043	3,184	1.9	1,400	178	7.9
95	Cox's Bazar RWH	Pekua	95,400	7,134	13.4	123,150	7,092	17.4	85	40	2.1	5,184	2,901	1.8	300	96	3.1
96	Cox's Bazar RWH	Ramu	68,688	16,258	4.2	95,592	6,633	14.4	173	66	2.6	5,107	1,892	2.7	800	127	6.3
97	Cox's Bazar RWH	Teknaf	48,944	20,731	2.4	19,976	13,412	1.5	254	89	2.9	7,627	4,275	1.8	350	171	2.0
98	Cox's Bazar RWH	Ukhia	15,148	6,690	2.3	37,170	5,611	6.6	173	78	2.2	2,755	1,246	2.2	700	177	4.0
99	Cumilla RWH	Akhaura	36,900	6,912	5.3	11,150	5,353	2.1	171	11	15.5	960	736	1.3	200	41	4.9
100	Cumilla RWH	Ashuganj	54,212	11,014	4.9	19,910	7,066	2.8	21	24	0.9	2,649	865	3.1	100	57	1.8

SL	Warehouse Name	Upazila Name	Condom			Shukhi			IUD			Injectables			Implant		
			CBL	AMD	MOS	CBL	AMD	MOS	CBL	AMD	MOS	CBL	AMD	MOS	CBL	AMD	MOS
101	Cumilla RWH	Banchharampur	74,700	14,686	5.1	33,615	9,524	3.5	280	34	8.2	3,802	1,535	2.5	300	204	1.5
102	Cumilla RWH	Barura	49,140	11,196	4.4	14,220	10,806	1.3	194	44	4.4	4,449	2,875	1.5	200	48	4.2
103	Cumilla RWH	Bijoy Nagar	48,408	8,498	5.7	1,661	8,533	0.2	120	10	12.0	341	1,222	0.3	200	34	5.9
104	Cumilla RWH	Brahman Para	46,758	6,989	6.7	28,095	7,046	4.0	180	20	9.0	5,459	899	6.1	300	57	5.3
105	Cumilla RWH	Brahmanbaria Sadar	64,400	18,565	3.5	51,605	9,632	5.4	137	63	2.2	1,869	1,915	1.0	0	100	0.0
106	Cumilla RWH	Burichang	31,178	23,958	1.3	7,735	17,314	0.4	223	42	5.3	1,954	1,796	1.1	200	73	2.7
107	Cumilla RWH	Chandina	44,340	13,407	3.3	16,400	15,012	1.1	182	33	5.5	5,260	2,487	2.1	50	44	1.1
108	Cumilla RWH	Chandpur Sadar	47,500	15,018	3.2	7,905	13,912	0.6	259	103	2.5	8,828	2,337	3.8	240	121	2.0
109	Cumilla RWH	Chauddagram	44,948	15,320	2.9	4,680	13,347	0.4	184	23	8.0	6,801	3,250	2.1	200	48	4.2
110	Cumilla RWH	Cumilla Adarsha Sadar	3,366	44,677	0.1	42,350	15,943	2.7	212	68	3.1	698	2,592	0.3	50	153	0.3
111	Cumilla RWH	Cumilla Sadar Dakshin	43,188	11,821	3.7	14,715	11,549	1.3	64	23	2.8	332	2,028	0.2	100	61	1.6
112	Cumilla RWH	Daudkandi	62,328	11,323	5.5	30,725	11,252	2.7	157	66	2.4	6,988	1,825	3.8	50	43	1.2
113	Cumilla RWH	Debidwar	43,500	18,800	2.3	13,580	15,019	0.9	299	30	10.0	2,236	3,077	0.7	200	60	3.3
114	Cumilla RWH	Faridganj	34,900	17,998	1.9	23,410	17,444	1.3	340	66	5.2	2,225	2,715	0.8	200	195	1.0
115	Cumilla RWH	Haim Char	15,000	4,378	3.4	6,525	5,581	1.2	167	18	9.3	1,544	488	3.2	100	42	2.4
116	Cumilla RWH	Hajiganj	14,800	7,172	2.1	12,445	11,450	1.1	168	58	2.9	4,374	1,934	2.3	200	77	2.6
117	Cumilla RWH	Homna	43,824	17,078	2.6	18,390	9,295	2.0	255	31	8.2	6,723	984	6.8	350	49	7.1
118	Cumilla RWH	Kachua	29,512	14,238	2.1	17,945	12,484	1.4	289	46	6.3	2,686	3,196	0.8	300	80	3.8
119	Cumilla RWH	Kasba	29,700	19,506	1.5	4,780	11,335	0.4	41	37	1.1	1,443	1,237	1.2	50	184	0.3
120	Cumilla RWH	Laksam	56,000	9,902	5.7	21,795	7,581	2.9	90	24	3.8	3,859	1,442	2.7	100	48	2.1
121	Cumilla RWH	Lalmaj	4,956	4,089	1.2	7,508	5,846	1.3	207	7	29.6	2,851	805	3.5	50	27	1.9
122	Cumilla RWH	Manoharganj	26,200	11,561	2.3	24,345	8,420	2.9	72	9	8.0	1,560	1,290	1.2	150	33	4.5
123	Cumilla RWH	Matlab Dakshin	34,776	7,973	4.4	24,762	8,547	2.9	176	20	8.8	1,245	1,659	0.8	250	67	3.7
124	Cumilla RWH	Matlab Uttar	28,800	10,536	2.7	10,275	10,866	0.9	26	72	0.4	7,079	1,070	6.6	50	115	0.4
125	Cumilla RWH	Meghna	36,360	6,821	5.3	23,045	4,867	4.7	175	17	10.3	3,777	850	4.4	300	57	5.3

SL	Warehouse Name	Upazila Name	Condom			Shukhi			IUD			Injectables			Implant		
			CBL	AMD	MOS	CBL	AMD	MOS	CBL	AMD	MOS	CBL	AMD	MOS	CBL	AMD	MOS
126	Cumilla RWH	Muradnagar	49,200	27,324	1.8	9,745	17,516	0.6	165	27	6.1	2,257	2,841	0.8	0	178	0.0
127	Cumilla RWH	Nabinagar	72,044	17,135	4.2	22,980	11,331	2.0	209	32	6.5	7,937	1,626	4.9	350	118	3.0
128	Cumilla RWH	Nangalkot	30,500	16,674	1.8	21,341	9,756	2.2	105	12	8.8	6,658	2,044	3.3	50	91	0.5
129	Cumilla RWH	Nasirnagar	47,856	10,066	4.8	11,085	12,616	0.9	120	12	10.0	1,666	1,244	1.3	50	79	0.6
130	Cumilla RWH	Sarail	31,400	21,193	1.5	10,955	11,509	1.0	250	11	22.7	4,753	1,547	3.1	200	77	2.6
131	Cumilla RWH	Shahrasti	44,300	7,252	6.1	22,770	9,569	2.4	247	31	8.0	4,207	2,232	1.9	400	51	7.8
132	Cumilla RWH	Titas	31,344	17,371	1.8	32,145	6,508	4.9	120	29	4.1	1,093	1,907	0.6	200	22	9.1
133	Dhaka CWH	Araihazar	13,616	16,066	0.8	28,490	20,130	1.4	100	47	2.1	4,254	2,138	2.0	600	127	4.7
134	Dhaka CWH	Bandar	23,283	33,305	0.7	20,286	14,382	1.4	98	25	3.9	3,723	1,926	1.9	400	53	7.5
135	Dhaka CWH	Belabo	648	10,534	0.1	1,325	8,842	0.1	102	15	6.8	1,900	1,021	1.9	550	41	13.4
136	Dhaka CWH	Daulatpur	6,660	10,365	0.6	26,340	7,794	3.4	20	7	2.9	1,995	1,003	2.0	500	68	7.4
137	Dhaka CWH	Dhamrai	16,502	25,400	0.6	9,920	18,625	0.5	406	119	3.4	3,096	1,512	2.0	300	71	4.2
138	Dhaka CWH	Dohar	14,836	13,498	1.1	29,990	7,188	4.2	100	12	8.3	1,472	715	2.1	600	45	13.3
139	Dhaka CWH	Gazaria	7,708	10,125	0.8	12,795	7,552	1.7	23	20	1.2	1,432	661	2.2	101	38	2.7
140	Dhaka CWH	Gazipur Sadar	6,036	51,359	0.1	36,170	16,863	2.1	98	66	1.5	3,648	2,047	1.8	250	103	2.4
141	Dhaka CWH	Ghior	2,172	11,440	0.2	39,295	7,028	5.6	72	11	6.5	1,056	566	1.9	600	43	14.0
142	Dhaka CWH	Harirampur	324	17,976	0.0	54,001	6,042	8.9	58	4	14.5	755	396	1.9	693	58	11.9
143	Dhaka CWH	Kaliakair	23,533	26,067	0.9	14,659	15,846	0.9	182	51	3.6	1,948	954	2.0	300	62	4.8
144	Dhaka CWH	Kaliganj	34,988	32,365	1.1	13,920	13,407	1.0	53	20	2.7	2,939	1,841	1.6	400	56	7.1
145	Dhaka CWH	Kapasia	15,324	28,094	0.5	56,160	18,690	3.0	51	7	7.3	1,538	769	2.0	100	138	0.7
146	Dhaka CWH	Keraniganj	26,800	39,845	0.7	35,700	16,400	2.2	218	100	2.2	5,347	2,724	2.0	250	142	1.8
147	Dhaka CWH	Lohajang	3,588	12,689	0.3	40,975	6,982	5.9	57	9	6.3	1,189	563	2.1	600	43	14.0
148	Dhaka CWH	Manikganj Sadar	17,700	29,277	0.6	33,600	10,581	3.2	191	21	9.1	1,443	855	1.7	300	125	2.4
149	Dhaka CWH	Manohardi	14,100	13,458	1.0	45,100	7,993	5.6	62	30	2.1	4,243	1,753	2.4	800	34	23.5
150	Dhaka CWH	Mirpur	600	165,007	0.0	82,666	32,880	2.5	740	306	2.4	20,397	8,462	2.4	1,050	465	2.3

SL	Warehouse Name	Upazila Name	Condom			Shukhi			IUD			Injectables			Implant		
			CBL	AMD	MOS	CBL	AMD	MOS	CBL	AMD	MOS	CBL	AMD	MOS	CBL	AMD	MOS
151	Dhaka CWH	Munshiganj Sadar	26,596	30,012	0.9	40,330	15,498	2.6	99	19	5.2	3,052	1,540	2.0	300	49	6.1
152	Dhaka CWH	Narayanganj Sadar	1,439	82,378	0.0	69,025	43,343	1.6	90	31	2.9	13,883	6,765	2.1	800	129	6.2
153	Dhaka CWH	Narsingdi Sadar	162	44,738	0.0	45,142	44,333	1.0	300	122	2.5	14,143	7,041	2.0	1,450	111	13.1
154	Dhaka CWH	Nawabganj	7,327	15,719	0.5	36,060	9,191	3.9	66	26	2.5	1,488	661	2.3	300	59	5.1
155	Dhaka CWH	Palash	6,000	13,657	0.4	2,105	10,755	0.2	119	12	9.9	1,600	863	1.9	100	44	2.3
156	Dhaka CWH	Roypura	37,764	40,621	0.9	51,840	21,368	2.4	97	72	1.3	8,880	3,425	2.6	800	82	9.8
157	Dhaka CWH	Rupganj	18,856	37,378	0.5	10,240	30,781	0.3	151	31	4.9	5,807	2,810	2.1	300	96	3.1
158	Dhaka CWH	Saturia	9,300	14,757	0.6	13,590	8,485	1.6	100	33	3.0	1,166	601	1.9	300	64	4.7
159	Dhaka CWH	Savar	23,200	78,784	0.3	38,550	22,125	1.7	218	87	2.5	6,018	3,387	1.8	800	101	7.9
160	Dhaka CWH	Serajdikhan	320	19,828	0.0	27,960	14,145	2.0	125	23	5.4	1,802	847	2.1	900	58	15.5
161	Dhaka CWH	Shibalaya	6,300	12,822	0.5	18,670	8,039	2.3	99	13	7.6	1,725	952	1.8	400	47	8.5
162	Dhaka CWH	Shibpur	22,128	16,848	1.3	25,655	12,349	2.1	69	13	5.3	3,264	1,626	2.0	600	51	11.8
163	Dhaka CWH	Singair	12,908	26,126	0.5	60,640	12,973	4.7	104	18	5.8	1,438	729	2.0	600	56	10.7
164	Dhaka CWH	Sonargaon	24,245	26,815	0.9	37,337	20,834	1.8	63	27	2.3	5,471	2,744	2.0	200	60	3.3
165	Dhaka CWH	Sreenagar	7,492	14,972	0.5	74,110	9,486	7.8	53	15	3.5	1,283	693	1.9	900	44	20.5
166	Dhaka CWH	Sreepur	189,460	27,460	6.9	53,240	20,067	2.7	100	37	2.7	2,542	1,333	1.9	0	145	0.0
167	Dhaka CWH	Tejgaon	14,900	188,230	0.1	490,080	57,697	8.5	1,355	574	2.4	26,100	11,434	2.3	1,635	853	1.9
168	Dhaka CWH	Tongi	34,268	27,045	1.3	34,410	9,041	3.8	111	38	2.9	1,415	786	1.8	640	60	10.7
169	Dhaka CWH	Tongibari	9,036	11,432	0.8	24,800	7,990	3.1	27	8	3.4	859	446	1.9	600	26	23.1
170	Dinajpur RWH	Atwari	10,870	2,727	4.0	37,102	4,430	8.4	113	4	28.3	2,432	730	3.3	0	28	0.0
171	Dinajpur RWH	Baliadangi	11,100	2,688	4.1	30,940	5,252	5.9	107	8	13.4	2,755	1,441	1.9	150	32	4.7
172	Dinajpur RWH	Biral	19,226	8,960	2.1	55,780	12,251	4.6	163	7	23.3	3,227	1,106	2.9	210	99	2.1
173	Dinajpur RWH	Birampur	11,700	5,281	2.2	26,480	5,510	4.8	40	16	2.5	1,953	357	5.5	200	68	2.9
174	Dinajpur RWH	Birganj	24,600	10,577	2.3	47,040	15,233	3.1	97	10	9.7	3,842	1,720	2.2	50	208	0.2
175	Dinajpur RWH	Bochaganj	13,972	5,080	2.8	22,710	7,313	3.1	92	26	3.5	1,843	613	3.0	400	91	4.4

SL	Warehouse Name	Upazila Name	Condom			Shukhi			IUD			Injectables			Implant		
			CBL	AMD	MOS	CBL	AMD	MOS	CBL	AMD	MOS	CBL	AMD	MOS	CBL	AMD	MOS
176	Dinajpur RWH	Boda	5,500	7,790	0.7	14,380	13,969	1.0	113	8	14.1	4,361	2,076	2.1	200	119	1.7
177	Dinajpur RWH	Chirirbandar	14,135	9,069	1.6	42,025	11,319	3.7	75	9	8.3	3,752	1,376	2.7	0	146	0.0
178	Dinajpur RWH	Debiganj	14,000	7,176	2.0	52,560	12,557	4.2	206	17	12.1	6,238	2,583	2.4	350	72	4.9
179	Dinajpur RWH	Dinajpur Sadar	37,000	24,487	1.5	26,790	11,365	2.4	77	39	2.0	4,870	2,372	2.1	20	278	0.1
180	Dinajpur RWH	Fulbari	8,424	9,022	0.9	22,160	7,274	3.0	61	20	3.1	2,009	524	3.8	50	76	0.7
181	Dinajpur RWH	Haripur	8,700	3,624	2.4	31,080	6,534	4.8	145	10	14.5	1,045	735	1.4	150	19	7.9
182	Dinajpur RWH	Kaharole	14,300	3,406	4.2	26,680	8,818	3.0	74	17	4.4	2,146	655	3.3	100	81	1.2
183	Dinajpur RWH	Khansama	30,000	4,145	7.2	13,440	11,673	1.2	216	9	24.0	1,200	1,723	0.7	200	102	2.0
184	Dinajpur RWH	Nawabganj	14,000	10,769	1.3	48,000	8,701	5.5	146	3	48.7	2,575	1,213	2.1	100	71	1.4
185	Dinajpur RWH	Panchagarh Sadar	15,064	10,299	1.5	13,470	11,033	1.2	71	18	3.9	4,931	2,057	2.4	50	54	0.9
186	Dinajpur RWH	Parbatipur	27,780	20,289	1.4	46,100	13,521	3.4	189	31	6.1	4,085	1,921	2.1	50	135	0.4
187	Dinajpur RWH	Pirganj	9,400	7,695	1.2	26,400	10,487	2.5	63	27	2.3	1,750	932	1.9	0	88	0.0
188	Dinajpur RWH	Ranisankail	14,008	4,908	2.9	14,580	10,532	1.4	129	6	21.5	2,340	1,068	2.2	200	58	3.4
189	Dinajpur RWH	Tentulia	6,876	4,959	1.4	13,660	5,376	2.5	86	17	5.1	2,023	478	4.2	150	32	4.7
190	Dinajpur RWH	Thakurgaon Sadar	35,400	16,214	2.2	36,365	19,961	1.8	130	26	5.0	10,219	4,785	2.1	10	238	0.0
191	Faridpur RWH	Alfadanga	47,816	7,347	6.5	8,660	3,827	2.3	28	9	3.1	1,333	538	2.5	400	76	5.3
192	Faridpur RWH	Baliakandi	151,284	12,509	12.1	19,632	11,956	1.6	67	13	5.2	1,383	806	1.7	200	44	4.5
193	Faridpur RWH	Bhanga	110,700	24,790	4.5	22,027	14,734	1.5	140	68	2.1	1,761	930	1.9	200	174	1.1
194	Faridpur RWH	Bhedarganj	22,864	7,486	3.1	19,865	8,202	2.4	137	26	5.3	3,013	1,401	2.2	300	49	6.1
195	Faridpur RWH	Boalmari	25,264	12,786	2.0	15,850	10,753	1.5	11	15	0.7	2,236	1,053	2.1	500	124	4.0
196	Faridpur RWH	Char Bhadrasan	10,282	9,885	1.0	170	3,044	0.1	2	7	0.3	1,086	211	5.1	100	31	3.2
197	Faridpur RWH	Damudya	14,760	4,432	3.3	15,575	2,983	5.2	102	18	5.7	1,660	292	5.7	150	17	8.8
198	Faridpur RWH	Faridpur Sadar	21,696	40,580	0.5	23,720	19,291	1.2	72	27	2.7	6,275	3,051	2.1	641	150	4.3
199	Faridpur RWH	Goalanda	263,388	7,215	36.5	16,785	4,149	4.0	29	8	3.6	1,968	612	3.2	300	50	6.0
200	Faridpur RWH	Gopalganj Sadar	43,810	34,570	1.3	3,262	15,914	0.2	80	40	2.0	2,937	1,273	2.3	450	95	4.7

SL	Warehouse Name	Upazila Name	Condom			Shukhi			IUD			Injectables			Implant		
			CBL	AMD	MOS	CBL	AMD	MOS	CBL	AMD	MOS	CBL	AMD	MOS	CBL	AMD	MOS
201	Faridpur RWH	Gosairhat	182,472	8,173	22.3	23,270	6,602	3.5	30	26	1.2	2,241	828	2.7	400	39	10.3
202	Faridpur RWH	Kalkini	23,400	21,812	1.1	27,380	15,272	1.8	109	23	4.7	2,571	1,431	1.8	200	66	3.0
203	Faridpur RWH	Kalukhali	11,660	8,922	1.3	915	8,778	0.1	35	10	3.5	1,623	560	2.9	0	43	0.0
204	Faridpur RWH	Kashiani	54,192	16,912	3.2	9,340	10,510	0.9	25	3	8.3	1,476	821	1.8	0	76	0.0
205	Faridpur RWH	Kotalipara	33,000	12,389	2.7	44,550	16,658	2.7	26	9	2.9	2,602	785	3.3	150	69	2.2
206	Faridpur RWH	Madaripur Sadar	24,364	18,480	1.3	16,325	22,665	0.7	213	56	3.8	7,982	3,361	2.4	250	105	2.4
207	Faridpur RWH	Madhukhali	181,740	10,977	16.6	12,900	12,016	1.1	267	45	5.9	3,114	1,161	2.7	400	96	4.2
208	Faridpur RWH	Muksudpur	64,944	22,827	2.8	12,570	24,783	0.5	85	16	5.3	2,188	1,990	1.1	300	71	4.2
209	Faridpur RWH	Nagarkanda	37,692	15,929	2.4	23,068	10,030	2.3	95	25	3.8	1,588	531	3.0	150	38	3.9
210	Faridpur RWH	Naria	168,863	10,202	16.6	19,155	9,576	2.0	125	10	12.5	1,994	563	3.5	250	63	4.0
211	Faridpur RWH	Pangsha	26,100	15,968	1.6	6,780	12,986	0.5	119	23	5.2	2,817	1,142	2.5	200	96	2.1
212	Faridpur RWH	Rajbari Sadar	2,100	27,760	0.1	18,870	13,031	1.4	343	92	3.7	2,689	1,396	1.9	600	194	3.1
213	Faridpur RWH	Rajoir	18,538	11,291	1.6	15,010	12,490	1.2	51	3	17.0	971	971	1.0	100	59	1.7
214	Faridpur RWH	Sadarpur	49,103	18,747	2.6	11,405	7,347	1.6	50	6	8.3	948	637	1.5	300	34	8.8
215	Faridpur RWH	Saltha	30,696	10,640	2.9	22,475	8,632	2.6	200	30	6.7	1,197	499	2.4	200	66	3.0
216	Faridpur RWH	Shariatpur Sadar	25,408	9,503	2.7	13,860	7,627	1.8	245	58	4.2	1,866	644	2.9	0	103	0.0
217	Faridpur RWH	Shib Char	28,036	20,985	1.3	24,625	16,564	1.5	75	25	3.0	3,204	1,375	2.3	50	82	0.6
218	Faridpur RWH	Tungipara	22,636	11,516	2.0	11,895	6,141	1.9	44	4	11.0	1,144	462	2.5	200	48	4.2
219	Faridpur RWH	Zanjira	67,769	14,326	4.7	25,831	7,859	3.3	282	15	18.8	2,733	841	3.2	250	27	9.3
220	Jamalpur RWH	Bakshiganj	908	13,098	0.1	27,540	14,536	1.9	15	8	1.9	1,869	990	1.9	250	52	4.8
221	Jamalpur RWH	Char Rajibpur	19,800	12,640	1.6	17,965	2,973	6.0	13	7	1.9	1,781	820	2.2	90	42	2.1
222	Jamalpur RWH	Dewanganj	0	24,240	0.0	45,920	11,725	3.9	100	9	11.1	3,800	2,210	1.7	200	92	2.2
223	Jamalpur RWH	Islampur	18,172	35,753	0.5	68,130	19,451	3.5	101	22	4.6	2,763	1,797	1.5	100	74	1.4
224	Jamalpur RWH	Jamalpur Sadar	900	50,152	0.0	92,160	40,128	2.3	200	46	4.3	9,000	4,763	1.9	300	120	2.5
225	Jamalpur RWH	Jhenaigati	12,475	13,134	0.9	42,960	14,100	3.0	48	4	12.0	2,888	1,613	1.8	350	47	7.4

SL	Warehouse Name	Upazila Name	Condom			Shukhi			IUD			Injectables			Implant		
			CBL	AMD	MOS	CBL	AMD	MOS	CBL	AMD	MOS	CBL	AMD	MOS	CBL	AMD	MOS
226	Jamalpur RWH	Madarganj	2,900	12,063	0.2	12,960	10,634	1.2	45	17	2.6	900	630	1.4	100	105	1.0
227	Jamalpur RWH	Melandaha	4,200	21,368	0.2	51,960	18,701	2.8	30	31	1.0	3,500	1,450	2.4	400	73	5.5
228	Jamalpur RWH	Nakla	5,220	16,077	0.3	19,900	12,610	1.6	29	8	3.6	1,944	1,183	1.6	200	86	2.3
229	Jamalpur RWH	Nalitabari	7,487	18,275	0.4	48,950	15,954	3.1	22	14	1.6	2,762	1,316	2.1	400	63	6.3
230	Jamalpur RWH	Raumari	13,200	19,786	0.7	20,640	9,325	2.2	47	14	3.4	2,231	1,213	1.8	150	35	4.3
231	Jamalpur RWH	Sarishabari	0	35,197	0.0	52,800	17,551	3.0	100	27	3.7	2,650	1,577	1.7	400	86	4.7
232	Jamalpur RWH	Sherpur Sadar	9,500	34,015	0.3	58,670	28,393	2.1	105	24	4.4	9,950	4,075	2.4	100	149	0.7
233	Jamalpur RWH	Sreebardi	5,678	18,619	0.3	42,989	15,701	2.7	15	6	2.5	1,691	803	2.1	350	107	3.3
234	Jashore RWH	Abhaynagar	7,932	20,631	0.4	8,940	9,301	1.0	130	9	14.4	2,749	1,576	1.7	200	53	3.8
235	Jashore RWH	Bagher Para	1,644	14,687	0.1	27,735	9,533	2.9	100	17	5.9	2,195	1,175	1.9	100	62	1.6
236	Jashore RWH	Chaugachha	10,500	20,557	0.5	13,930	10,275	1.4	22	9	2.4	1,443	885	1.6	100	44	2.3
237	Jashore RWH	Harinakunda	22,344	10,629	2.1	23,080	10,321	2.2	13	11	1.2	1,469	699	2.1	100	73	1.4
238	Jashore RWH	Jashore Sadar	3,500	63,790	0.1	134,194	30,171	4.4	126	41	3.1	5,250	3,302	1.6	101	173	0.6
239	Jashore RWH	Jhenaidah Sadar	23,655	21,911	1.1	52,880	14,134	3.7	126	41	3.1	3,250	1,538	2.1	0	87	0.0
240	Jashore RWH	Jhikargachha	15,900	19,502	0.8	18,560	7,620	2.4	75	10	7.5	2,300	1,093	2.1	150	32	4.7
241	Jashore RWH	Kalia	2,316	19,526	0.1	30,335	12,496	2.4	190	18	10.6	1,643	908	1.8	0	106	0.0
242	Jashore RWH	Kaliganj	13,356	19,315	0.7	78,710	12,710	6.2	36	12	3.0	1,527	863	1.8	300	50	6.0
243	Jashore RWH	Keshabpur	4,600	14,397	0.3	18,885	9,800	1.9	202	10	20.2	3,682	1,868	2.0	200	53	3.8
244	Jashore RWH	Kotchandpur	8,350	6,917	1.2	25,445	5,108	5.0	45	5	9.0	1,210	549	2.2	450	27	16.7
245	Jashore RWH	Lohagara	11,944	19,481	0.6	63,100	10,962	5.8	145	13	11.2	4,165	2,016	2.1	550	47	11.7
246	Jashore RWH	Magura Sadar	34,104	24,158	1.4	49,975	22,407	2.2	133	72	1.8	5,214	2,460	2.1	200	145	1.4
247	Jashore RWH	Maheshpur	6,746	14,208	0.5	57,330	8,574	6.7	254	17	14.9	3,900	2,204	1.8	400	29	13.8
248	Jashore RWH	Manirampur	12,400	34,983	0.4	29,270	21,594	1.4	132	12	11.0	10,062	5,211	1.9	200	69	2.9
249	Jashore RWH	Mohammadpur	16,512	8,832	1.9	47,030	9,063	5.2	184	14	13.1	1,479	801	1.8	0	63	0.0
250	Jashore RWH	Narail Sadar	226	24,327	0.0	11,765	16,942	0.7	187	27	6.9	3,591	1,976	1.8	200	84	2.4

SL	Warehouse Name	Upazila Name	Condom			Shukhi			IUD			Injectables			Implant		
			CBL	AMD	MOS	CBL	AMD	MOS	CBL	AMD	MOS	CBL	AMD	MOS	CBL	AMD	MOS
251	Jashore RWH	Shailkupa	16,704	20,893	0.8	59,100	14,832	4.0	267	11	24.3	2,970	1,514	2.0	400	78	5.1
252	Jashore RWH	Shalikha	7,464	9,221	0.8	9,830	9,075	1.1	38	10	3.8	1,248	661	1.9	100	42	2.4
253	Jashore RWH	Sharsha	4,260	44,125	0.1	4,325	14,479	0.3	65	9	7.2	5,090	2,927	1.7	300	53	5.7
254	Jashore RWH	Sreepur	13,428	10,250	1.3	19,440	8,898	2.2	79	19	4.2	1,419	748	1.9	100	64	1.6
255	Khulna RWH	Assasuni	12,800	15,315	0.8	60,720	20,867	2.9	25	5	5.0	2,565	1,445	1.8	150	46	3.3
256	Khulna RWH	Bagerhat Sadar	19,056	18,993	1.0	27,795	13,879	2.0	114	18	6.3	2,643	1,205	2.2	90	61	1.5
257	Khulna RWH	Batiaghata	68,700	18,705	3.7	29,380	11,821	2.5	65	8	8.1	2,075	788	2.6	400	39	10.3
258	Khulna RWH	Chitalmari	21,900	15,929	1.4	208,820	10,045	20.8	28	9	3.1	1,414	1,209	1.2	250	39	6.4
259	Khulna RWH	Dacope	8,700	10,100	0.9	262,240	10,873	24.1	83	13	6.4	1,273	542	2.3	300	87	3.4
260	Khulna RWH	Daulatpur	70,600	33,741	2.1	108,964	16,495	6.6	60	19	3.2	6,100	2,680	2.3	200	51	3.9
261	Khulna RWH	Debhata	9,900	18,834	0.5	55,140	11,614	4.7	45	4	11.3	1,865	510	3.7	200	20	10.0
262	Khulna RWH	Dumuria	35,700	28,898	1.2	242,935	24,773	9.8	181	22	8.2	4,581	2,931	1.6	550	119	4.6
263	Khulna RWH	Fakirhat	15,500	9,940	1.6	107,900	6,778	15.9	29	4	7.3	1,375	465	3.0	100	36	2.8
264	Khulna RWH	Kachua	13,416	7,049	1.9	30,345	6,859	4.4	25	17	1.5	1,551	550	2.8	200	33	6.1
265	Khulna RWH	Kalaroa	14,280	27,471	0.5	229,890	8,698	26.4	52	4	13.0	2,651	1,164	2.3	300	22	13.6
266	Khulna RWH	Kaliganj	22,200	32,825	0.7	61,140	23,615	2.6	78	4	19.5	3,722	1,638	2.3	200	45	4.4
267	Khulna RWH	Khulna Sadar	114,860	64,088	1.8	472,065	15,280	30.9	48	42	1.1	6,816	3,196	2.1	304	39	7.8
268	Khulna RWH	Koyra	34,740	14,026	2.5	73,280	18,554	3.9	84	16	5.3	1,533	674	2.3	400	73	5.5
269	Khulna RWH	Mollahat	12,297	9,594	1.3	85,080	9,233	9.2	10	2	5.0	1,134	412	2.8	0	50	0.0
270	Khulna RWH	Mongla	21,300	12,823	1.7	63,062	8,965	7.0	55	9	6.1	3,000	862	3.5	200	35	5.7
271	Khulna RWH	Morrelganj	48,600	15,123	3.2	410,570	17,323	23.7	280	70	4.0	3,798	1,498	2.5	350	89	3.9
272	Khulna RWH	Paikgachha	18,300	15,072	1.2	280,665	20,535	13.7	30	15	2.0	3,175	1,012	3.1	250	65	3.8
273	Khulna RWH	Phultala	38,100	22,029	1.7	411,420	5,902	69.7	35	26	1.3	1,625	724	2.2	200	60	3.3
274	Khulna RWH	Rampal	7,800	14,660	0.5	59,055	10,621	5.6	60	9	6.7	1,130	439	2.6	400	48	8.3
275	Khulna RWH	Rupsa	16,100	13,598	1.2	40,780	9,839	4.1	57	16	3.6	1,132	428	2.6	100	48	2.1

SL	Warehouse Name	Upazila Name	Condom			Shukhi			IUD			Injectables			Implant		
			CBL	AMD	MOS	CBL	AMD	MOS	CBL	AMD	MOS	CBL	AMD	MOS	CBL	AMD	MOS
276	Khulna RWH	Sarankhola	8,200	8,008	1.0	52,620	6,131	8.6	20	4	5.0	1,363	961	1.4	200	67	3.0
277	Khulna RWH	Satkhira Sadar	42,500	50,785	0.8	56,710	18,851	3.0	118	15	7.9	7,320	3,408	2.1	490	50	9.8
278	Khulna RWH	Shyamnagar	19,624	24,597	0.8	41,865	27,228	1.5	64	11	5.8	2,515	984	2.6	300	92	3.3
279	Khulna RWH	Tala	24,456	23,964	1.0	104,335	19,259	5.4	74	40	1.9	4,989	2,425	2.1	300	51	5.9
280	Khulna RWH	Terokhada	15,200	12,687	1.2	179,305	6,554	27.4	63	10	6.3	506	349	1.4	200	43	4.7
281	Kushtia RWH	Alamdanga	12,360	19,215	0.6	29,385	15,708	1.9	22	11	2.0	3,629	1,952	1.9	0	79	0.0
282	Kushtia RWH	Bheramara	12,504	14,210	0.9	29,965	7,990	3.8	25	6	4.2	2,194	1,043	2.1	100	46	2.2
283	Kushtia RWH	Chuadanga Sadar	13,800	32,563	0.4	18,455	11,901	1.6	70	22	3.2	5,487	2,971	1.8	100	44	2.3
284	Kushtia RWH	Damurhuda	12,252	22,015	0.6	36,495	12,401	2.9	27	14	1.9	5,578	3,017	1.8	300	71	4.2
285	Kushtia RWH	Daulatpur	15,000	37,505	0.4	12,775	18,856	0.7	179	3	59.7	7,472	3,594	2.1	200	30	6.7
286	Kushtia RWH	Gangni	12,792	26,267	0.5	33,090	10,739	3.1	51	18	2.8	6,600	3,648	1.8	300	28	10.7
287	Kushtia RWH	Jiban Nagar	5,300	5,161	1.0	30,275	5,215	5.8	59	24	2.5	1,879	1,081	1.7	50	61	0.8
288	Kushtia RWH	Khoksa	7,800	14,447	0.5	14,840	7,239	2.1	15	2	7.5	663	359	1.8	100	19	5.3
289	Kushtia RWH	Kumarkhali	17,374	24,148	0.7	20,892	11,119	1.9	58	4	14.5	2,497	1,368	1.8	150	55	2.7
290	Kushtia RWH	Kushtia Sadar	27,200	41,081	0.7	24,755	25,291	1.0	74	48	1.5	7,094	3,456	2.1	320	146	2.2
291	Kushtia RWH	Meherpur Sadar	14,956	29,720	0.5	41,860	7,696	5.4	37	11	3.4	4,569	2,300	2.0	50	25	2.0
292	Kushtia RWH	Mirpur	22,500	25,523	0.9	20,425	13,350	1.5	35	3	11.7	3,665	1,844	2.0	150	37	4.1
293	Kushtia RWH	Mujib Nagar	7,852	8,402	0.9	2,900	2,421	1.2	30	4	7.5	1,623	941	1.7	50	18	2.8
294	Mymensingh RWH	Atpara	23,028	5,955	3.9	32,700	9,376	3.5	110	5	22.0	1,049	653	1.6	100	63	1.6
295	Mymensingh RWH	Austagram	35,820	8,371	4.3	28,750	6,202	4.6	180	23	7.8	2,150	776	2.8	150	28	5.4
296	Mymensingh RWH	Bajitpur	58,216	12,508	4.7	103,130	11,682	8.8	42	17	2.5	1,773	739	2.4	200	38	5.3
297	Mymensingh RWH	Barhatta	17,464	10,915	1.6	38,170	13,085	2.9	129	6	21.5	3,645	1,448	2.5	300	65	4.6
298	Mymensingh RWH	Bhairab	47,082	18,549	2.5	43,020	10,811	4.0	174	28	6.2	3,222	1,233	2.6	200	85	2.4
299	Mymensingh RWH	Bhaluka	58,100	34,526	1.7	57,600	25,101	2.3	200	69	2.9	3,601	1,586	2.3	100	96	1.0
300	Mymensingh RWH	Dharampasha	46,260	19,468	2.4	68,360	15,315	4.5	70	13	5.4	3,284	1,465	2.2	400	166	2.4

SL	Warehouse Name	Upazila Name	Condom			Shukhi			IUD			Injectables			Implant		
			CBL	AMD	MOS	CBL	AMD	MOS	CBL	AMD	MOS	CBL	AMD	MOS	CBL	AMD	MOS
301	Mymensingh RWH	Dhobaura	56,900	12,008	4.7	32,785	12,474	2.6	61	4	15.3	3,100	1,210	2.6	250	31	8.1
302	Mymensingh RWH	Durgapur	46,600	20,306	2.3	41,040	15,580	2.6	100	7	14.3	6,180	2,472	2.5	200	49	4.1
303	Mymensingh RWH	Fulbaria	37,200	21,969	1.7	41,460	34,172	1.2	172	43	4.0	4,567	1,491	3.1	100	58	1.7
304	Mymensingh RWH	Gaffargaon	176,484	28,065	6.3	52,780	25,011	2.1	110	38	2.9	4,704	2,032	2.3	200	90	2.2
305	Mymensingh RWH	Gauripur	113,676	11,227	10.1	206,150	20,970	9.8	74	22	3.4	3,743	1,710	2.2	100	62	1.6
306	Mymensingh RWH	Haluaghat	95,820	12,608	7.6	43,842	20,092	2.2	82	16	5.1	2,935	1,424	2.1	200	62	3.2
307	Mymensingh RWH	Hossainpur	28,990	6,947	4.2	86,100	8,433	10.2	14	19	0.7	2,096	808	2.6	100	60	1.7
308	Mymensingh RWH	Ishwarganj	74,988	18,912	4.0	103,200	42,777	2.4	137	6	22.8	4,823	2,078	2.3	200	61	3.3
309	Mymensingh RWH	Itna	15,440	4,963	3.1	23,580	7,425	3.2	59	9	6.6	447	245	1.8	100	47	2.1
310	Mymensingh RWH	Kalmakanda	38,640	23,032	1.7	30,375	20,896	1.5	125	9	13.9	2,306	1,172	2.0	200	70	2.9
311	Mymensingh RWH	Karimganj	27,156	12,617	2.2	189,660	15,784	12.0	114	23	5.0	1,690	929	1.8	100	102	1.0
312	Mymensingh RWH	Katiadi	24,600	15,572	1.6	53,969	12,384	4.4	159	29	5.5	2,558	1,245	2.1	300	88	3.4
313	Mymensingh RWH	Kendua	60,092	18,309	3.3	73,570	24,683	3.0	114	12	9.5	3,469	1,308	2.7	426	106	4.0
314	Mymensingh RWH	Khaliajuri	23,100	7,139	3.2	19,450	6,036	3.2	140	6	23.3	1,345	434	3.1	181	46	3.9
315	Mymensingh RWH	Kishoreganj Sadar	40,728	30,225	1.3	63,865	23,418	2.7	303	75	4.0	4,998	2,397	2.1	50	87	0.6
316	Mymensingh RWH	Kuliar Char	26,600	8,082	3.3	44,350	7,727	5.7	100	8	12.5	1,573	738	2.1	250	58	4.3
317	Mymensingh RWH	Madan	39,056	10,438	3.7	27,570	11,154	2.5	95	6	15.8	2,150	679	3.2	250	79	3.2
318	Mymensingh RWH	Mithamain	29,652	9,388	3.2	33,740	7,957	4.2	138	7	19.7	1,365	250	5.5	200	36	5.6
319	Mymensingh RWH	Mohanganj	20,300	7,543	2.7	38,020	11,268	3.4	78	11	7.1	2,088	913	2.3	200	79	2.5
320	Mymensingh RWH	Muktagachha	65,712	23,951	2.7	95,040	30,800	3.1	102	24	4.3	4,241	2,213	1.9	300	90	3.3
321	Mymensingh RWH	Mymensingh Sadar	139,136	49,736	2.8	90,750	41,630	2.2	155	92	1.7	7,110	3,453	2.1	347	262	1.3
322	Mymensingh RWH	Nandail	59,100	14,123	4.2	93,145	39,669	2.3	105	24	4.4	4,580	2,290	2.0	300	74	4.1
323	Mymensingh RWH	Netrakona Sadar	42,907	23,438	1.8	49,260	26,403	1.9	137	9	15.2	6,026	2,671	2.3	200	125	1.6
324	Mymensingh RWH	Nikli	12,936	5,590	2.3	22,355	5,376	4.2	92	16	5.8	2,005	551	3.6	100	70	1.4
325	Mymensingh RWH	Pakundia	18,816	10,330	1.8	42,130	9,903	4.3	88	33	2.7	1,661	747	2.2	300	101	3.0

SL	Warehouse Name	Upazila Name	Condom			Shukhi			IUD			Injectables			Implant		
			CBL	AMD	MOS	CBL	AMD	MOS	CBL	AMD	MOS	CBL	AMD	MOS	CBL	AMD	MOS
326	Mymensingh RWH	Phulpur	87,900	21,994	4.0	42,640	39,962	1.1	149	34	4.4	5,598	2,635	2.1	200	184	1.1
327	Mymensingh RWH	Purbadhala	37,500	12,654	3.0	61,020	21,150	2.9	92	8	11.5	4,545	2,019	2.3	100	103	1.0
328	Mymensingh RWH	Tarail	41,684	10,709	3.9	120,855	9,610	12.6	118	18	6.6	1,593	587	2.7	150	45	3.3
329	Mymensingh RWH	Trishal	47,796	31,292	1.5	51,870	39,768	1.3	70	44	1.6	3,898	1,752	2.2	300	104	2.9
330	Noakhali RWH	Begumganj	14,400	19,463	0.7	12,545	10,460	1.2	181	156	1.2	1,704	1,935	0.9	10	146	0.1
331	Noakhali RWH	Chatkhil	2,660	4,757	0.6	20,895	4,427	4.7	177	45	3.9	1,035	810	1.3	201	49	4.1
332	Noakhali RWH	Chhagalnaiya	16,400	6,089	2.7	19,725	3,400	5.8	200	23	8.7	1,057	520	2.0	200	47	4.3
333	Noakhali RWH	Companiganj	8,828	7,145	1.2	9,440	5,033	1.9	230	26	8.8	3,320	1,030	3.2	100	72	1.4
334	Noakhali RWH	Daganbhuiyan	16,804	11,835	1.4	1,890	4,819	0.4	103	28	3.7	1,491	879	1.7	100	66	1.5
335	Noakhali RWH	Feni Sadar	62,900	30,461	2.1	23,165	11,427	2.0	353	227	1.6	6,919	3,133	2.2	710	132	5.4
336	Noakhali RWH	Fulgazi	14,256	4,397	3.2	18,410	2,730	6.7	251	20	12.6	1,863	377	4.9	300	30	10.0
337	Noakhali RWH	Hatiya	41,136	21,067	2.0	31,429	18,363	1.7	409	109	3.8	4,165	3,354	1.2	650	137	4.7
338	Noakhali RWH	Kabirhat	13,200	6,851	1.9	23,380	5,032	4.6	150	25	6.0	2,310	1,206	1.9	10	57	0.2
339	Noakhali RWH	Kamalnagar	11,208	6,487	1.7	7,295	5,703	1.3	100	47	2.1	5,733	3,135	1.8	5	96	0.1
340	Noakhali RWH	Lakshmpur Sadar	4,138	18,378	0.2	16,505	12,599	1.3	240	55	4.4	2,450	5,711	0.4	300	88	3.4
341	Noakhali RWH	Noakhali Sadar	20,124	23,726	0.8	22,870	8,384	2.7	202	150	1.3	5,161	2,568	2.0	100	147	0.7
342	Noakhali RWH	Parshuram	14,661	3,068	4.8	11,410	2,147	5.3	124	19	6.5	922	320	2.9	400	43	9.3
343	Noakhali RWH	Ramganj	30,012	14,026	2.1	29,200	6,420	4.5	120	14	8.6	9,294	1,876	5.0	450	42	10.7
344	Noakhali RWH	Ramgati	30,439	4,357	7.0	16,270	5,384	3.0	249	24	10.4	4,147	2,992	1.4	300	106	2.8
345	Noakhali RWH	Roypur	11,156	3,507	3.2	32,750	5,622	5.8	177	55	3.2	3,670	1,192	3.1	0	54	0.0
346	Noakhali RWH	Senbagh	11,500	8,408	1.4	13,050	4,773	2.7	209	39	5.4	2,004	1,374	1.5	50	59	0.8
347	Noakhali RWH	Sonagazi	24,160	10,388	2.3	15,945	6,046	2.6	200	36	5.6	4,976	1,717	2.9	400	75	5.3
348	Noakhali RWH	Sonaimuri	6,200	8,863	0.7	7,915	5,049	1.6	44	51	0.9	2,462	1,619	1.5	120	68	1.8
349	Noakhali RWH	Subarnachar	23,300	10,801	2.2	12,975	6,718	1.9	195	38	5.1	2,560	1,364	1.9	100	116	0.9
350	Pabna RWH	Atgharia	39,900	11,423	3.5	79,365	7,957	10.0	70	14	5.0	1,341	456	2.9	100	28	3.6

SL	Warehouse Name	Upazila Name	Condom			Shukhi			IUD			Injectables			Implant		
			CBL	AMD	MOS	CBL	AMD	MOS	CBL	AMD	MOS	CBL	AMD	MOS	CBL	AMD	MOS
351	Pabna RWH	Belkuchi	77,696	41,842	1.9	11,270	18,031	0.6	111	10	11.1	7,512	1,730	4.3	300	36	8.3
352	Pabna RWH	Bera	17,200	11,115	1.5	57,420	11,192	5.1	279	61	4.6	3,427	1,344	2.5	250	43	5.8
353	Pabna RWH	Bhangura	79,896	7,373	10.8	9,880	4,687	2.1	65	7	9.3	1,608	170	9.5	160	31	5.2
354	Pabna RWH	Chatmohar	104,076	31,225	3.3	35,520	25,172	1.4	400	28	14.3	6,853	1,739	3.9	200	58	3.4
355	Pabna RWH	Faridpur	70,644	8,464	8.3	9,990	5,523	1.8	213	14	15.2	2,172	1,007	2.2	100	41	2.4
356	Pabna RWH	Ishwardi	25,488	35,916	0.7	20,340	17,021	1.2	2	26	0.1	5,781	1,359	4.3	100	100	1.0
357	Pabna RWH	Kamarkhanda	63,334	14,120	4.5	17,430	8,378	2.1	95	12	7.9	3,999	990	4.0	50	31	1.6
358	Pabna RWH	Kazipur	81,400	34,635	2.4	43,805	13,197	3.3	330	115	2.9	7,210	2,642	2.7	400	95	4.2
359	Pabna RWH	Pabna Sadar	79,700	59,027	1.4	31,245	28,477	1.1	253	92	2.8	1,600	6,766	0.2	50	77	0.6
360	Pabna RWH	Royganj	46,600	22,409	2.1	30,960	19,508	1.6	251	32	7.8	6,770	1,673	4.0	100	37	2.7
361	Pabna RWH	Santhia	50,400	27,674	1.8	61,935	16,656	3.7	164	24	6.8	9,100	3,499	2.6	400	63	6.3
362	Pabna RWH	Shahjadpur	96,296	32,753	2.9	78,455	18,877	4.2	274	88	3.1	14,766	3,767	3.9	750	185	4.1
363	Pabna RWH	Sirajganj Sadar	22,100	49,523	0.4	26,940	21,632	1.2	90	47	1.9	2,930	3,804	0.8	50	50	1.0
364	Pabna RWH	Sujanagar	19,176	13,636	1.4	45,080	9,816	4.6	103	18	5.7	4,603	1,652	2.8	150	68	2.2
365	Pabna RWH	Tarash	60,600	19,102	3.2	35,275	15,503	2.3	81	54	1.5	5,353	1,244	4.3	250	42	6.0
366	Pabna RWH	Ullah Para	113,847	44,718	2.5	19,875	32,894	0.6	463	123	3.8	11,657	3,638	3.2	400	40	10.0
367	Patuakhali RWH	Amtali	31,556	14,636	2.2	35,855	19,702	1.8	100	19	5.3	4,320	2,242	1.9	100	161	0.6
368	Patuakhali RWH	Bamna	9,852	4,352	2.3	14,700	4,419	3.3	100	14	7.1	759	245	3.1	350	77	4.5
369	Patuakhali RWH	Barguna Sadar	20,900	9,469	2.2	34,450	13,187	2.6	30	60	0.5	7,400	3,555	2.1	600	147	4.1
370	Patuakhali RWH	Bauphal	26,804	10,478	2.6	31,285	16,283	1.9	121	26	4.7	3,463	1,850	1.9	100	89	1.1
371	Patuakhali RWH	Betagi	12,400	6,062	2.0	12,820	5,356	2.4	65	18	3.6	885	672	1.3	300	56	5.4
372	Patuakhali RWH	Dashmina	9,780	4,857	2.0	18,440	6,823	2.7	51	10	5.1	1,777	984	1.8	100	85	1.2
373	Patuakhali RWH	Dumki	11,556	4,529	2.6	10,175	3,131	3.2	80	5	16.0	761	384	2.0	150	21	7.1
374	Patuakhali RWH	Galachipa	27,764	14,506	1.9	42,525	23,778	1.8	121	45	2.7	7,694	3,756	2.0	50	179	0.3
375	Patuakhali RWH	Kalapara	29,540	15,351	1.9	37,360	16,873	2.2	114	12	9.5	5,400	2,589	2.1	220	49	4.5

SL	Warehouse Name	Upazila Name	Condom			Shukhi			IUD			Injectables			Implant		
			CBL	AMD	MOS	CBL	AMD	MOS	CBL	AMD	MOS	CBL	AMD	MOS	CBL	AMD	MOS
376	Patuakhali RWH	Mirzaganj	13,748	6,479	2.1	13,680	6,662	2.1	53	8	6.6	1,113	537	2.1	200	31	6.5
377	Patuakhali RWH	Patharghata	13,416	7,478	1.8	20,560	9,621	2.1	102	34	3.0	2,709	1,344	2.0	200	119	1.7
378	Patuakhali RWH	Patuakhali Sadar	38,274	19,393	2.0	35,645	17,012	2.1	259	91	2.8	6,493	3,311	2.0	225	189	1.2
379	Rajshahi RWH	Bagatipara	11,112	19,957	0.6	38,500	6,511	5.9	51	6	8.5	1,230	317	3.9	100	67	1.5
380	Rajshahi RWH	Bagha	11,400	35,514	0.3	51,840	10,087	5.1	43	4	10.8	3,013	1,566	1.9	100	36	2.8
381	Rajshahi RWH	Baghmara	81,900	34,584	2.4	99,930	24,535	4.1	42	22	1.9	3,742	1,683	2.2	300	43	7.0
382	Rajshahi RWH	Baraigram	6,900	21,130	0.3	61,770	11,083	5.6	119	25	4.8	2,400	1,423	1.7	40	82	0.5
383	Rajshahi RWH	Bholahat	14,484	7,203	2.0	29,655	4,578	6.5	20	3	6.7	1,113	497	2.2	150	39	3.8
384	Rajshahi RWH	Boalia	7,200	50,398	0.1	32,880	5,543	5.9	55	29	1.9	4,100	2,042	2.0	250	128	2.0
385	Rajshahi RWH	Chapai Nababganj Sadar	3,600	48,238	0.1	30,960	12,467	2.5	170	48	3.5	5,523	2,696	2.0	105	31	3.4
386	Rajshahi RWH	Charghat	17,700	25,144	0.7	60,480	10,457	5.8	80	4	20.0	1,950	856	2.3	0	71	0.0
387	Rajshahi RWH	Durgapur	6,684	29,550	0.2	74,930	9,406	8.0	38	3	12.7	715	415	1.7	100	47	2.1
388	Rajshahi RWH	Godagari	9,300	28,111	0.3	40,110	11,298	3.6	57	6	9.5	4,200	2,043	2.1	0	52	0.0
389	Rajshahi RWH	Gomastapur	5,700	25,819	0.2	32,262	12,914	2.5	140	15	9.3	1,353	722	1.9	200	14	14.3
390	Rajshahi RWH	Gurudaspur	23,208	23,191	1.0	51,290	11,105	4.6	39	6	6.5	1,467	764	1.9	150	84	1.8
391	Rajshahi RWH	Lalpur	12,923	29,251	0.4	79,950	19,541	4.1	71	18	3.9	3,347	1,738	1.9	15	88	0.2
392	Rajshahi RWH	Mohanpur	7,148	18,791	0.4	34,490	8,951	3.9	72	2	36.0	2,690	1,121	2.4	250	37	6.8
393	Rajshahi RWH	Nachole	3,000	11,962	0.3	19,450	4,867	4.0	25	2	12.5	1,350	585	2.3	50	24	2.1
394	Rajshahi RWH	Natore Sadar	660	38,658	0.0	26,115	16,495	1.6	106	27	3.9	1,970	1,094	1.8	220	146	1.5
395	Rajshahi RWH	Paba	15,900	42,566	0.4	47,210	8,877	5.3	12	4	3.0	4,370	2,352	1.9	100	40	2.5
396	Rajshahi RWH	Puthia	7,913	25,786	0.3	29,400	11,039	2.7	53	7	7.6	2,545	1,037	2.5	50	36	1.4
397	Rajshahi RWH	Shibganj	14,400	48,744	0.3	37,920	21,937	1.7	70	12	5.8	3,400	1,746	1.9	100	40	2.5
398	Rajshahi RWH	Singra	1,078	31,611	0.0	14,670	22,647	0.6	165	17	9.7	4,567	1,235	3.7	100	150	0.7
399	Rajshahi RWH	Tanore	900	22,699	0.0	52,320	13,131	4.0	55	4	13.8	1,913	1,003	1.9	300	72	4.2
400	Rangamati RWH	Baghaichhari	37,292	10,069	3.7	9,544	5,731	1.7	52	3	17.3	1,804	422	4.3	77	21	3.7

SL	Warehouse Name	Upazila Name	Condom			Shukhi			IUD			Injectables			Implant		
			CBL	AMD	MOS	CBL	AMD	MOS	CBL	AMD	MOS	CBL	AMD	MOS	CBL	AMD	MOS
401	Rangamati RWH	Barkal	33,400	4,044	8.3	16,495	3,479	4.7	15	4	3.8	1,264	471	2.7	100	13	7.7
402	Rangamati RWH	Belai Chhari	14,569	1,876	7.8	17,643	1,865	9.5	9	3	3.0	1,371	149	9.2	50	38	1.3
403	Rangamati RWH	Jurai Chhari	17,736	1,862	9.5	17,445	2,006	8.7	12	5	2.4	1,043	152	6.9	150	18	8.3
404	Rangamati RWH	Kaptai	15,600	5,099	3.1	11,760	1,797	6.5	52	3	17.3	1,395	366	3.8	110	20	5.5
405	Rangamati RWH	Kawkhali (betbunia)	10,328	2,911	3.5	7,895	2,614	3.0	25	10	2.5	990	435	2.3	80	34	2.4
406	Rangamati RWH	Langadu	4,086	5,739	0.7	6,105	4,267	1.4	25	11	2.3	859	393	2.2	150	37	4.1
407	Rangamati RWH	Naniarchar	19,068	4,240	4.5	20,105	4,116	4.9	25	3	8.3	1,034	326	3.2	40	13	3.1
408	Rangamati RWH	Rajasthali	6,584	1,369	4.8	4,380	1,350	3.2	59	4	14.8	662	86	7.7	30	11	2.7
409	Rangamati RWH	Rangamati Sadar	20,380	8,543	2.4	16,685	6,063	2.8	105	50	2.1	2,202	656	3.4	50	54	0.9
410	Rangpur RWH	Aditmari	138,496	11,521	12.0	129,380	15,921	8.1	163	78	2.1	7,461	3,047	2.4	400	101	4.0
411	Rangpur RWH	Badarganj	30,616	12,675	2.4	108,640	19,820	5.5	105	53	2.0	4,750	2,081	2.3	150	71	2.1
412	Rangpur RWH	Bhurungamari	23,781	14,311	1.7	247,580	16,362	15.1	111	31	3.6	7,989	3,798	2.1	350	61	5.7
413	Rangpur RWH	Chilmari	45,932	12,077	3.8	220,460	8,870	24.9	36	25	1.4	2,680	974	2.8	250	57	4.4
414	Rangpur RWH	Dimla	154,248	8,204	18.8	193,210	18,201	10.6	177	66	2.7	4,445	1,908	2.3	300	66	4.5
415	Rangpur RWH	Domar	62,700	7,785	8.1	137,280	13,252	10.4	58	16	3.6	4,598	2,029	2.3	310	72	4.3
416	Rangpur RWH	Fulchhari	12,928	6,270	2.1	49,730	7,328	6.8	101	18	5.6	4,168	1,881	2.2	200	63	3.2
417	Rangpur RWH	Gaibandha Sadar	34,886	18,875	1.8	44,935	24,745	1.8	65	25	2.6	7,120	3,842	1.9	610	349	1.7
418	Rangpur RWH	Gangachara	30,069	12,758	2.4	61,560	21,712	2.8	84	50	1.7	9,239	4,566	2.0	0	107	0.0
419	Rangpur RWH	Gobindaganj	170,049	15,395	11.0	2,220	24,441	0.1	39	9	4.3	4,204	1,925	2.2	200	72	2.8
420	Rangpur RWH	Hatibandha	131,508	8,403	15.7	98,260	8,665	11.3	100	42	2.4	3,844	2,079	1.8	300	88	3.4
421	Rangpur RWH	Jaldhaka	136,536	17,252	7.9	126,240	24,553	5.1	55	32	1.7	7,738	3,811	2.0	300	82	3.7
422	Rangpur RWH	Kaliganj	112,724	6,006	18.8	95,040	9,493	10.0	82	62	1.3	3,014	1,528	2.0	200	73	2.7
423	Rangpur RWH	Kaunia	22,600	10,510	2.2	206,420	9,229	22.4	6	18	0.3	3,766	2,216	1.7	300	61	4.9
424	Rangpur RWH	Kishoreganj	91,000	5,313	17.1	237,120	15,095	15.7	112	28	4.0	3,166	1,467	2.2	50	72	0.7
425	Rangpur RWH	Kurigram Sadar	29,408	13,857	2.1	34,585	10,473	3.3	100	51	2.0	5,585	2,421	2.3	100	46	2.2

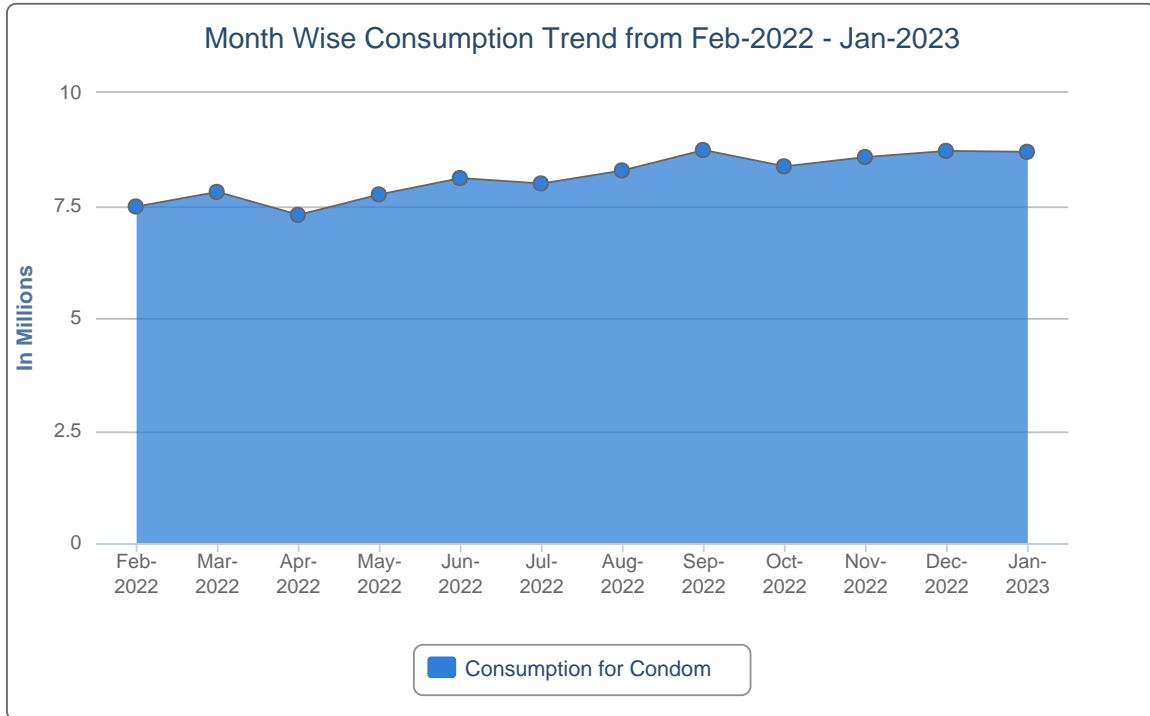
SL	Warehouse Name	Upazila Name	Condom			Shukhi			IUD			Injectables			Implant		
			CBL	AMD	MOS	CBL	AMD	MOS	CBL	AMD	MOS	CBL	AMD	MOS	CBL	AMD	MOS
426	Rangpur RWH	Lalmonirhat Sadar	22,728	9,498	2.4	80,240	14,283	5.6	49	25	2.0	6,590	2,954	2.2	600	111	5.4
427	Rangpur RWH	Mitha Pukur	33,600	16,797	2.0	339,414	24,289	14.0	31	5	6.2	4,612	2,342	2.0	0	131	0.0
428	Rangpur RWH	Nageshwari	33,600	14,735	2.3	252,960	27,641	9.2	75	43	1.7	9,516	4,539	2.1	300	86	3.5
429	Rangpur RWH	Nilphamari Sadar	30,912	14,040	2.2	71,060	27,847	2.6	137	67	2.0	6,122	3,268	1.9	500	88	5.7
430	Rangpur RWH	Palashbari	18,391	8,786	2.1	33,427	13,993	2.4	25	10	2.5	4,515	1,985	2.3	100	63	1.6
431	Rangpur RWH	Patgram	142,020	6,110	23.2	125,100	9,829	12.7	50	23	2.2	3,801	2,087	1.8	200	52	3.8
432	Rangpur RWH	Phulbari	193,900	6,470	30.0	99,840	11,167	8.9	169	81	2.1	6,317	2,759	2.3	200	57	3.5
433	Rangpur RWH	Pirgachha	21,600	12,396	1.7	86,340	13,267	6.5	153	74	2.1	4,825	2,274	2.1	250	102	2.5
434	Rangpur RWH	Pirganj	40,348	21,635	1.9	45,600	27,155	1.7	95	50	1.9	4,920	2,162	2.3	300	145	2.1
435	Rangpur RWH	Rajarhat	20,000	7,460	2.7	21,315	14,709	1.4	80	32	2.5	5,293	2,345	2.3	100	59	1.7
436	Rangpur RWH	Rangpur Sadar	63,500	26,740	2.4	78,070	20,282	3.8	88	52	1.7	6,221	2,834	2.2	300	225	1.3
437	Rangpur RWH	Sadullapur	23,076	12,431	1.9	47,010	17,760	2.6	110	7	15.7	5,624	2,941	1.9	350	84	4.2
438	Rangpur RWH	Saghata	20,700	10,678	1.9	41,080	19,869	2.1	34	13	2.6	3,338	1,567	2.1	50	56	0.9
439	Rangpur RWH	Saidpur	29,228	10,804	2.7	50,725	8,475	6.0	46	9	5.1	3,158	1,224	2.6	100	53	1.9
440	Rangpur RWH	Sundarganj	47,476	25,455	1.9	104,160	33,428	3.1	104	65	1.6	15,058	7,689	2.0	400	257	1.6
441	Rangpur RWH	Taraganj	76,128	7,536	10.1	181,615	8,678	20.9	19	8	2.4	2,458	977	2.5	100	98	1.0
442	Rangpur RWH	Ulipur	42,212	18,325	2.3	141,300	28,913	4.9	19	34	0.6	7,154	3,358	2.1	0	68	0.0
443	Sylhet RWH	Ajmiriganj	10,348	8,457	1.2	16,010	7,622	2.1	244	2	122.0	3,070	655	4.7	200	56	3.6
444	Sylhet RWH	Bahubal	7,380	7,075	1.0	12,135	6,255	1.9	124	9	13.8	1,829	582	3.1	300	58	5.2
445	Sylhet RWH	Balaganj	54,100	10,712	5.1	30,025	3,341	9.0	168	2	84.0	3,675	872	4.2	108	24	4.5
446	Sylhet RWH	Baniachong	1,430	10,740	0.1	24,775	11,242	2.2	13	18	0.7	3,474	859	4.0	100	104	1.0
447	Sylhet RWH	Barlekha	47,400	8,785	5.4	11,300	6,472	1.7	135	5	27.0	2,619	616	4.3	350	38	9.2
448	Sylhet RWH	Beani Bazar	12,062	11,758	1.0	15,835	4,163	3.8	93	10	9.3	2,023	619	3.3	105	66	1.6
449	Sylhet RWH	Bishwambarpur	12,000	9,240	1.3	12,420	7,143	1.7	10	19	0.5	2,360	1,051	2.2	250	35	7.1
450	Sylhet RWH	Bishwanath	19,800	9,948	2.0	6,430	4,034	1.6	105	13	8.1	1,319	562	2.3	120	38	3.2

SL	Warehouse Name	Upazila Name	Condom			Shukhi			IUD			Injectables			Implant		
			CBL	AMD	MOS	CBL	AMD	MOS	CBL	AMD	MOS	CBL	AMD	MOS	CBL	AMD	MOS
451	Sylhet RWH	Chhatak	39,684	13,634	2.9	28,340	9,916	2.9	200	45	4.4	2,440	551	4.4	100	80	1.3
452	Sylhet RWH	Chunarughat	12,045	8,631	1.4	6,150	10,359	0.6	270	7	38.6	1,476	1,203	1.2	1	65	0.0
453	Sylhet RWH	Companiganj	27,100	12,599	2.2	12,480	6,739	1.9	280	3	93.3	4,174	1,171	3.6	100	53	1.9
454	Sylhet RWH	Dakshin Sunamganj	8,700	8,672	1.0	23,095	5,520	4.2	128	14	9.1	2,233	698	3.2	310	76	4.1
455	Sylhet RWH	Dakshin Surma	12,300	35,945	0.3	17,710	7,949	2.2	206	7	29.4	4,659	1,056	4.4	320	51	6.3
456	Sylhet RWH	Derai	27,032	23,738	1.1	12,980	8,340	1.6	314	16	19.6	2,516	776	3.2	227	71	3.2
457	Sylhet RWH	Dowarabazar	28,552	9,540	3.0	15,873	9,496	1.7	265	2	132.5	2,973	796	3.7	201	76	2.6
458	Sylhet RWH	Fenchuganj	40,400	4,091	9.9	5,020	2,059	2.4	140	8	17.5	2,129	284	7.5	25	12	2.1
459	Sylhet RWH	Golapganj	30,518	17,614	1.7	13,120	4,884	2.7	231	15	15.4	3,249	648	5.0	200	50	4.0
460	Sylhet RWH	Gowainghat	11,600	18,538	0.6	21,040	9,818	2.1	122	14	8.7	7,111	3,106	2.3	50	72	0.7
461	Sylhet RWH	Habiganj Sadar	30,100	21,076	1.4	23,213	15,195	1.5	125	98	1.3	6,025	2,079	2.9	605	61	9.9
462	Sylhet RWH	Jagannathpur	11,788	11,755	1.0	6,540	7,077	0.9	88	16	5.5	2,563	408	6.3	107	94	1.1
463	Sylhet RWH	Jaintiapur	24,000	12,107	2.0	11,100	6,565	1.7	168	22	7.6	7,400	2,534	2.9	300	27	11.1
464	Sylhet RWH	Jamalganj	17,700	12,808	1.4	16,220	10,297	1.6	150	5	30.0	4,158	1,177	3.5	200	51	3.9
465	Sylhet RWH	Juri	25,200	8,281	3.0	8,235	5,240	1.6	56	23	2.4	1,635	426	3.8	100	97	1.0
466	Sylhet RWH	Kamalganj	22,200	11,757	1.9	19,080	9,539	2.0	55	20	2.8	4,555	934	4.9	200	77	2.6
467	Sylhet RWH	Kanaighat	27,048	25,713	1.1	22,900	11,749	1.9	198	6	33.0	5,470	2,714	2.0	100	33	3.0
468	Sylhet RWH	Kulaura	59,304	10,189	5.8	25,700	9,033	2.8	178	4	44.5	4,568	2,012	2.3	50	20	2.5
469	Sylhet RWH	Lakhai	16,028	5,645	2.8	16,200	5,758	2.8	158	7	22.6	1,414	609	2.3	250	78	3.2
470	Sylhet RWH	Madhabpur	69,500	8,854	7.8	13,073	12,825	1.0	140	8	17.5	3,711	925	4.0	205	48	4.3
471	Sylhet RWH	Maulvibazar Sadar	9,120	13,267	0.7	14,290	9,569	1.5	316	55	5.7	4,769	995	4.8	40	59	0.7
472	Sylhet RWH	Nabiganj	15,700	9,641	1.6	25,280	11,649	2.2	85	17	5.0	1,820	655	2.8	100	87	1.1
473	Sylhet RWH	Osmaninagar	22,044	10,538	2.1	13,190	3,343	3.9	163	3	54.3	3,323	742	4.5	100	31	3.2
474	Sylhet RWH	Rajnagar	29,100	11,951	2.4	22,435	10,665	2.1	210	6	35.0	3,480	1,163	3.0	400	75	5.3
475	Sylhet RWH	Sreemangal	9,000	14,334	0.6	14,475	14,253	1.0	213	38	5.6	4,961	1,394	3.6	50	103	0.5

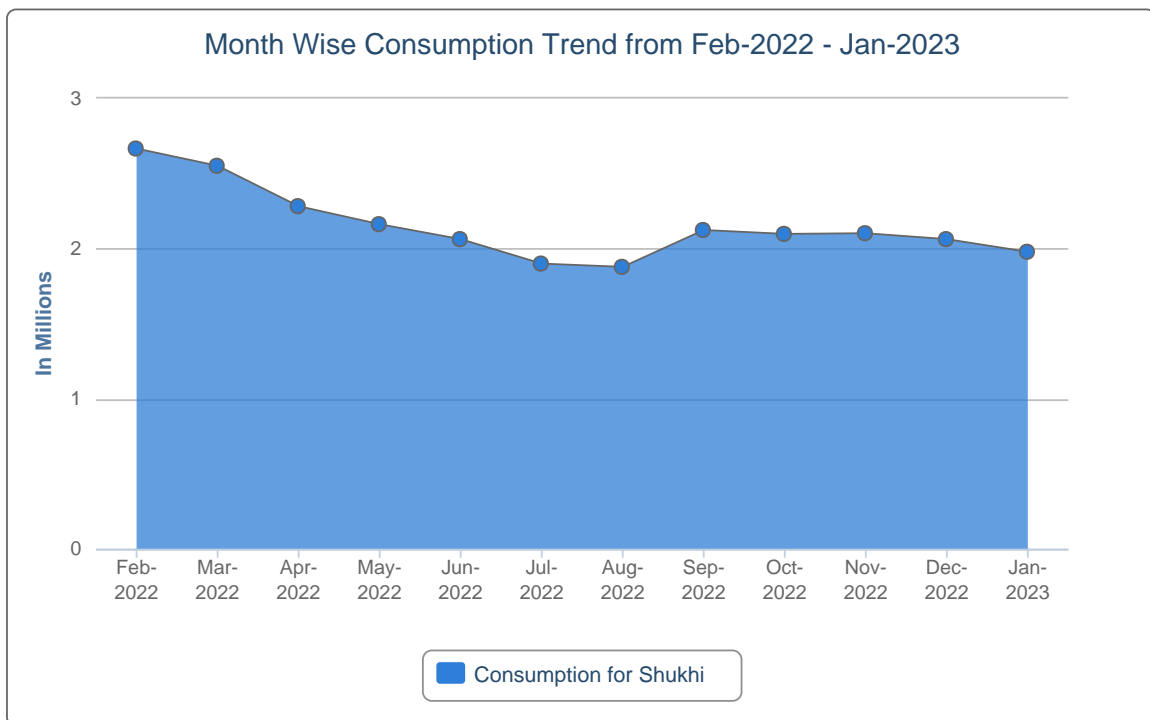
SL	Warehouse Name	Upazila Name	Condom			Shukhi			IUD			Injectables			Implant		
			CBL	AMD	MOS	CBL	AMD	MOS	CBL	AMD	MOS	CBL	AMD	MOS	CBL	AMD	MOS
476	Sylhet RWH	Sulla	20,100	11,164	1.8	12,530	5,222	2.4	120	2	60.0	1,330	444	3.0	100	53	1.9
477	Sylhet RWH	Sunamganj Sadar	30,420	10,072	3.0	13,830	7,316	1.9	263	41	6.4	3,593	1,071	3.4	300	64	4.7
478	Sylhet RWH	Sylhet Sadar	71,576	62,458	1.1	112,485	40,665	2.8	103	88	1.2	12,326	10,956	1.1	312	226	1.4
479	Sylhet RWH	Tahirpur	6,108	13,728	0.4	15,130	10,750	1.4	24	12	2.0	3,049	938	3.3	426	85	5.0
480	Sylhet RWH	Zakiganj	31,132	21,882	1.4	15,617	7,340	2.1	176	3	58.7	5,079	1,209	4.2	300	79	3.8
481	Tangail RWH	Basail	39,548	8,412	4.7	31,845	6,600	4.8	80	18	4.4	1,000	1,070	0.9	600	93	6.5
482	Tangail RWH	Bhuapur	0	21,983	0.0	40,320	9,996	4.0	280	17	16.5	4,000	1,566	2.6	500	81	6.2
483	Tangail RWH	Chauhali	13,056	15,084	0.9	47,050	7,121	6.6	422	11	38.4	6,742	1,271	5.3	800	67	11.9
484	Tangail RWH	Delduar	25,800	9,488	2.7	78,345	7,757	10.1	370	15	24.7	200	862	0.2	220	61	3.6
485	Tangail RWH	Dhanbari	0	7,529	0.0	52,800	6,811	7.8	176	19	9.3	4,887	1,145	4.3	600	31	19.4
486	Tangail RWH	Ghatail	600	31,384	0.0	5,280	26,849	0.2	550	20	27.5	3,250	3,202	1.0	900	112	8.0
487	Tangail RWH	Gopalpur	504	18,533	0.0	19,660	13,914	1.4	208	14	14.9	7,191	1,311	5.5	600	95	6.3
488	Tangail RWH	Kalihati	97,000	22,798	4.3	38,875	20,635	1.9	283	38	7.4	14,121	3,334	4.2	1,100	58	19.0
489	Tangail RWH	Madhupur	128,400	15,465	8.3	11,085	17,996	0.6	376	12	31.3	10,587	1,884	5.6	400	71	5.6
490	Tangail RWH	Mirzapur	816	28,182	0.0	165,430	21,301	7.8	540	36	15.0	5,921	1,238	4.8	100	86	1.2
491	Tangail RWH	Nagarpur	2,812	26,136	0.1	20,685	19,286	1.1	158	30	5.3	7,682	1,263	6.1	300	132	2.3
492	Tangail RWH	Sakhipur	3,600	21,576	0.2	13,575	20,765	0.7	100	17	5.9	200	1,065	0.2	100	37	2.7
493	Tangail RWH	Tangail Sadar	1,200	65,963	0.0	47,835	28,046	1.7	124	53	2.3	684	4,115	0.2	400	183	2.2

7. Month-wise Consumption Trend

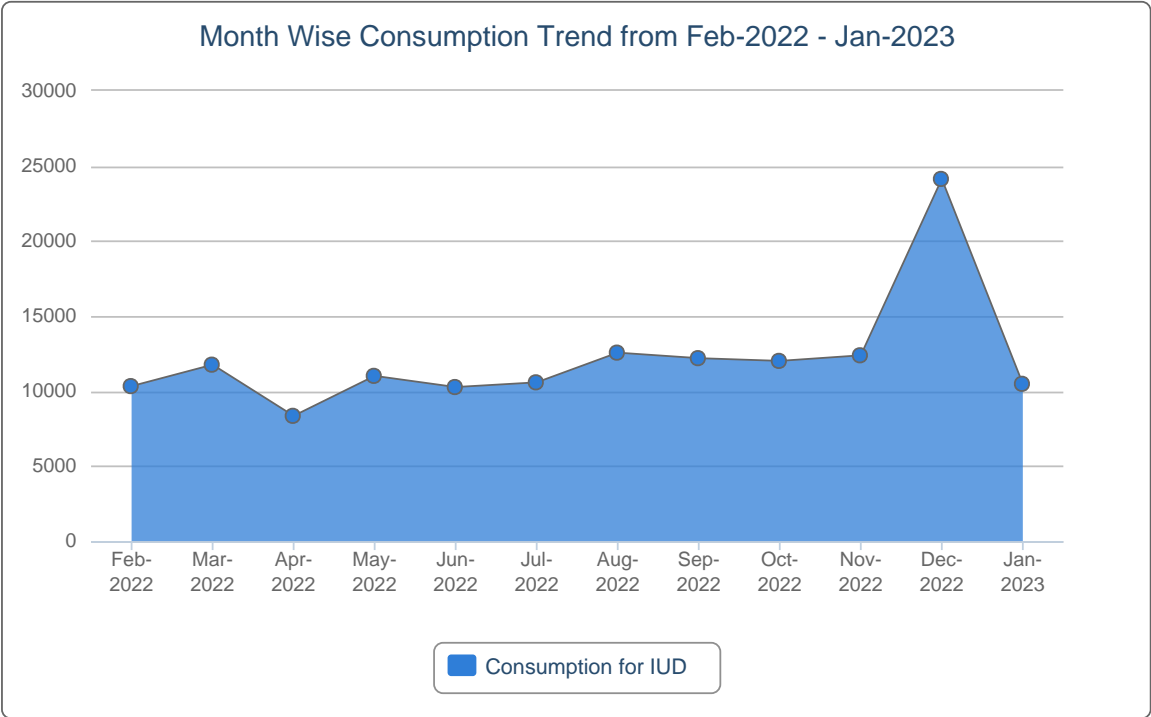
7(a).



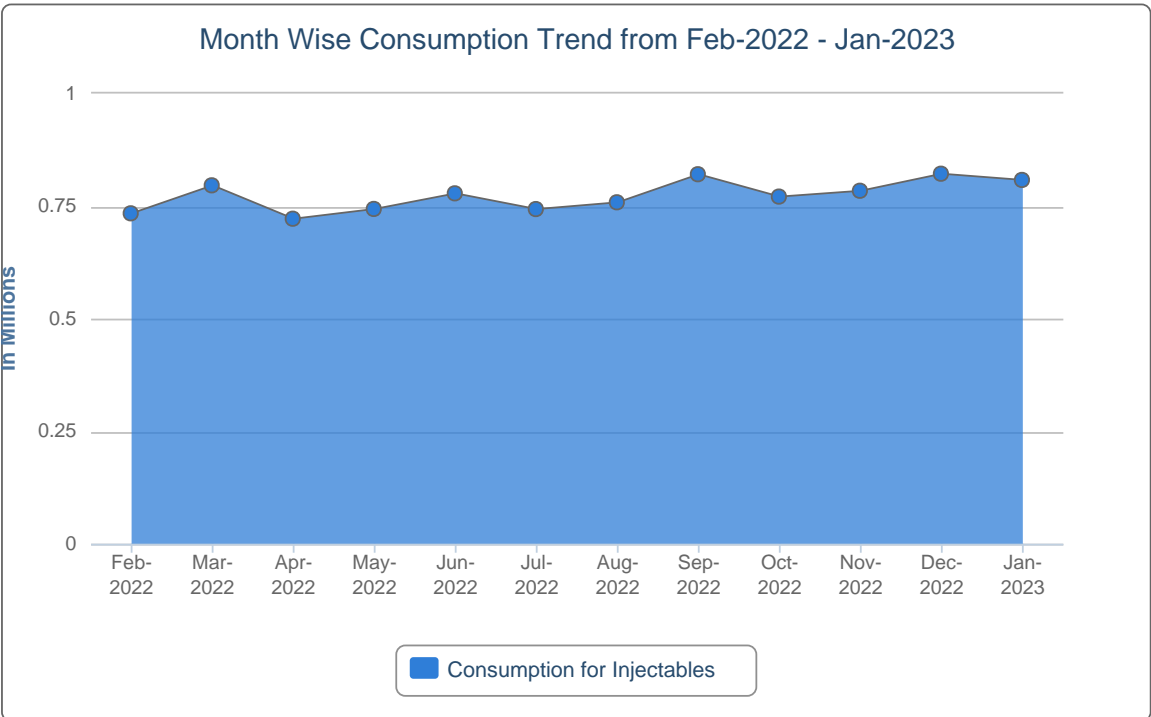
7(b).



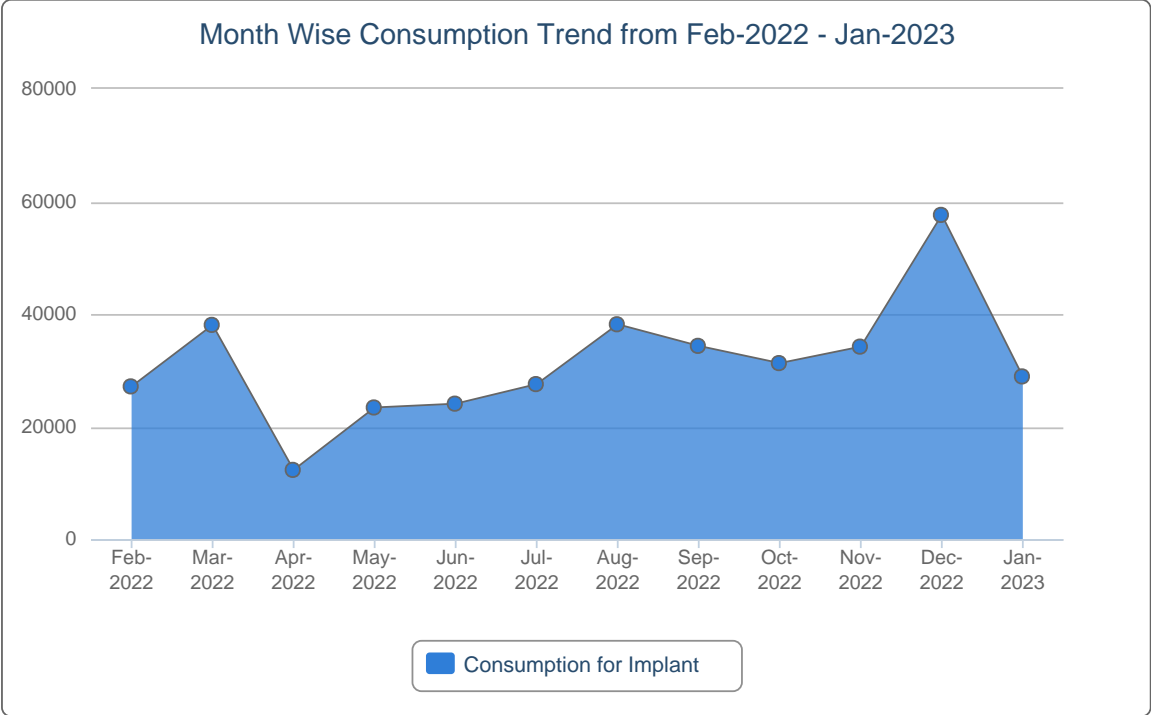
7(c).



7(d).



7(e).



8. Report on Upazila and Warehouse Having Stock Out in reported month

SL	Products Name	No of Stockout WH	% of Stockout WH	No of Stockout Upazila Store	% of Stockout Upazila Store	No of Stockout Upazila Field	% of Stockout Upazila Field
1	Condom	0	0%	4	1%	0	0%
2	Oral Pill (Total)	0	0%	0	0%	0	0%
3	IUD	0	0%	2	0%	0	0%
4	Injectables	0	0%	0	0%	0	0%
5	Implant (Total)	0	0%	-	-	0	0%

List of Stock Out Warehouses

SL	Commodity	Warehouse	Phone
<i>No StockOut in Warehouse</i>			

List of StockOut Upazilas

SL	Commodity	Warehouse	District	Upazila	Phone
1	Condom	Jamalpur RWH	Jamalpur	Dewanganj, Jamalpur	01717036300
2	Condom	Jamalpur RWH	Jamalpur	Sarishabari, Jamalpur	01717036300
3	Condom	Tangail RWH	Tangail	Bhuapur, Tangail	01737919355
4	Condom	Tangail RWH	Tangail	Dhanbari, Tangail	01740985930
5	IUD	Bandarban RWH	Bandarban	Thanchi, Bandarban	01572758062
6	IUD	Bogura RWH	Naogaon	Niamatpur, Naogaon	01711460170

“ছেলে হোক, মেয়ে হোক,
দু’টি সন্তানই যথেষ্ট”

Management Information System (MIS)
Directorate General of Family Planning (DGFP)
6, Kawran Bazar, Dhaka- 1215
Email: dirmis@dgfp.gov.bd, dirls@dgfp.gov.bd
www.dgfp.gov.bd, www.scmpbd.org

If you need more information, please visit at <https://www.scmpbd.org>