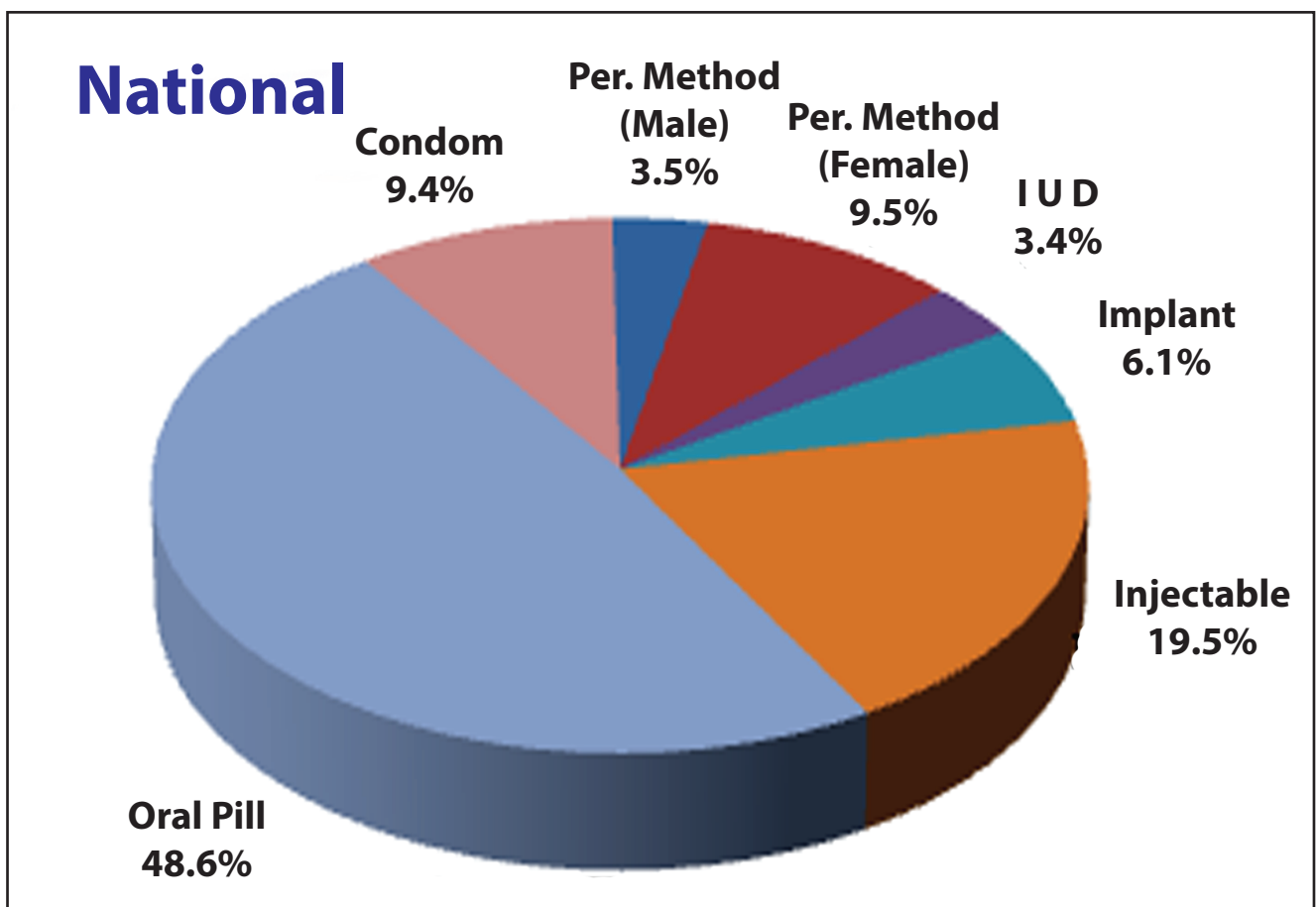


ছেলে হোক, মেয়ে হোক  
দু'টি সন্তানই যথেষ্ট

# MONTHLY REPORT ON FAMILY PLANNING, MATERNAL & CHILD HEALTH, REPRODUCTIVE HEALTH AND NUTRITION SERVICES November 2020

## Method-Mix for the month of November 2020



## Preface

I am very much delighted to publish the monthly report of November/2020 of Management Information System (MIS) of Directorate General of Family Planning (DGFP). This monthly report displays our continuous effort to preserve quality data which can be used as a major tool kit for better management and evidence based decision making. The report consists of several information on demographic data associated with family planning, maternal & child health, reproductive health and nutrition services across the country. The report is a regular monthly issue designed to incorporate monthly service statistical progress at district and upazila level.

MIS Unit of Directorate General of Family Planning consists of three sub systems namely Service Statistics (SS), Logistic Management Information System (LMIS) and Human Resource Information System (HRIS). In the year 2011, MIS Unit has developed web-based software to collect, collate and compile service statistics from field level. Online reporting is already an established system at upazila level and we have a plan to scale up e-MIS report at all administrative tiers across the country under 4<sup>th</sup> sector program.

It is important to mention that this monthly report provides mainly service statistics information received from field workers, service delivery points and NGOs. Generally, the objectives of MIS are to develop and strengthen reliable information management system. We are hopeful that this report will help the users at all levels to compare and analyze the latest information on family planning, maternal, child and adolescent health.

Finally, I convey my sincere thanks to the personnel of MIS Unit who have made diligent effort to prepare this report in time. I cordially request all the users of this monthly report to provide their valuable suggestions and feedback (if any) through the e-mail address ([dirmis@dgfp.gov.bd](mailto:dirmis@dgfp.gov.bd)) for its further improvement.

Khan Md. Rezaul Karim  
Joint Secretary, MEFWD

And

Director (MIS) & Line Director  
Directorate General of Family Planning

# Table of Contents

<b><u>Sl. No</u></b>	<b><u>Contents</u></b>	<b><u>Page #</u></b>
1.	At a glance of FP Performance for the month of October 2020 and November 2020.....	02
2.	At a glance of the MCH and Reproductive Health Services for the month October.'20 and November.'20...	03
3.	At a glance of the Nutrition services for the month of October 2020 and November 2020.....	04
4.	Introduction .....	05
5.	Family Planning Performance (CAR Related) .....	05
6.	MCH Performance .....	05
7.	Nutrition Programs of the Directorate General of Family Planning .....	06
8.	Highlights November 2020.....	06
9.	Table Analysis .....	07
10.	Remarks .....	09
11.	Clarification about some information .....	09
12.	Highest and Lowest Performing districts in clinical methods .....	10
13.	National Projection, Performance and Achievement Rate of Contraceptive Methods .....	11
14.	List of Division according to descending order of Achievement Rate against their projections of Clinical Methods for the period June 2020 to November 2020.....	11
15.	List of 3(three) districts achieved the highest Achievement Rate of Clinical Methods against their Projections for the period June 2020 to November 2020.....	11
16.	List of 3(three) districts achieved the lowest Achievement Rate of Clinical Methods against their Projections for the period June'20 to November'20	11
17.	Comparative Statement of contraceptives performance for the period between July 19 to Nov 19 and July 20 to November 20.....	12
18.	Performance & Distribution of Contraceptives by Method for the month of October20 to November20	12
19.	Contribution of Government, NGOs and Multisectors in respect of Contraceptive Performance during November 2020.....	12
20.	Division wise and NGOs and Multisectors wise Contraceptive Performance for the month of November	13
21.	District wise Projection, Performance and Achievement Rate of Permanent and Long Acting Methods	17
22.	District wise Projection, Performance and Achievement Rate of Short Acting Methods .....	19
23.	Method wise Users (Normal & Postpartum as Old, New, Dropout, Postpartum Expire)and CAR by District at the end of November 2020.....	21
24.	Number of New and Total Acceptors up to the end of October 2020 and November 2020.....	33
25.	CAR (%) by Division up to the end of October 2020 and November 2020.....	33
26.	District by Range of CAR up to the end of November 2020 .....	34
27.	District by Range of CAR up to the end of November 2020.....	34
28.	List of Upaziala achieved CAR >70% up to the end of November 2020 .....	35
29.	List of Upaziala achieved CAR 60-70% up to the end of November 2020 .....	38
30.	Method wise numbers of Dropout and Switch Over by Division up to the end of October'20 and November'20	39
31.	Contraceptive acceptors and acceptance Rate by Division up to the end of October'20 and November'20....	39
32.	Status of Contraceptive Method-Mix based on CAR at the end of the month of November 2020.	39
33.	Pie-Chart of Method-Mix for the month of November 2020 .....	40
34.	Performance by type of MCH services for the month of October'20 and November'20	41
35.	Performance by type of Nutrition services for the month of October'20 and November'20.....	42
36.	Summary of the Couples and Acceptors by Month since November 2020...	43
37.	Performance of RH-EOC of MCWCs, MCHTI & MFSTC for the month of November 2020.....	45
38.	City Corporation wise Contraceptive Acceptors and Acceptance Rate(CAR) (Partial) at the end of the month of November 2020.....	47

## At a glance of the FP Performance for the Month of October 2020 and November 2020

Indicators	October	November
Numbers of Total Eligible Couple (Including Part of the city Corporation)	27614360	27637609
Numbers of Total Acceptors (Including Part of the city Corporation)	21659004	21681258
CAR(%) (Contraceptive Acceptance Rate)	78.43	78.45
<b>Method specific acceptors (Cumulative) :</b>		
Permanent Method (Male) Postpartum	4270	3236
Permanent Method (Male)	746510	744633
Permanent Method (Female) Postpartum	74280	74990
Permanent Method (Female)	2066932	2071707
Permanent Method (Total)	2813442	2816340
IUD (Postpartum Users)	28576	29052
IUD (Total Users)	732502	731297
Implant (Postpartum Users)	73779	75402
Implant (Total Users)	1358899	1366309
Injectable (Postpartum Acceptors)	174143	175564
Injectable (Total Acceptors)	4203041	4206999
Oral Pill (Postpartum Acceptors)	547651	549933
Oral Pill (Total Acceptors)	10507863	10514365
Condom (Postpartum Acceptors)	153946	155448
Condom (Total Acceptors)	2043257	2045948
<b>Method specific new acceptors :</b>		
Permanent Method (Male)	1647	1167
Permanent Method (Female)	8191	6846
Permanent Method (Total)	9838	8013
IUD (New Users)	6146	6854
Implant (New Users)	25228	27230
Injectable (New Acceptors)	54865	55481
Oral Pill (New Acceptors)	111144	114563
Condom (New Acceptors)	41156	42342
Number of Districts reported	64	64
Number of Upazilas reported	490	490
<b>Range of CAR (%)</b>	<b>No. of Districts</b>	
	<b>October</b>	<b>November</b>
00-59	0	0
60-69	1	1
70 & above	63	63
<b>Contraceptive performance and distribution by methods (Absolute Performance) :</b>		
Permanent Method (Male - cases)	2197	2260
Permanent Method (Female - cases)	7393	7389
Permanent Method (Total - cases)	9590	9649
IUD (Nos.)	11138	11367
Implant (Nos.)	33061	34978
Injectable (Doses)	806837	778810
Oral Pill (Cycles)	5671377	5493799
Condom (Pieces)	8125145	8259904

## At a glance of the MCH and Reproductive Health Services for the Month of October 2020 and November 2020

Services		October.'20	November.'20
Number of Pregnant Women		916257	929937
Number of High Risk/Complicated Pregnant Mother		5931	5098
Antenatal Care	1st visit (Within 4 Month)	184159	171590
	2nd visit (within 6 Month)	128061	128120
	3rd visit (within 8 Month)	99995	102696
	4th visit (within 9 Month)	85759	86579
<b>Institutional Delivery</b> (MCHTI, MFSTC, FWVTI-Raj, MCWC, UHC, UH&FWC & NGO Clinics)	Normal	46357	48506
	C-section	41376	42605
	Total Delivery	87733	91111
<b>Non-institutional Delivery</b>	At Home by Trained Persons	33211	33990
	At Home by Non-Trained Persons	11417	11556
	Total Delivery	44628	45546
<b>*Total Live Births</b>		108548	111605
<b>Postnatal Care</b>	PNC-1 (within 24 Hour)	40798	42448
	PNC-2 (within 2-3 day)	35402	35902
	PNC-3 (within 7-4 day)	39173	39645
	PNC-4 (within 42-48 day)	46320	47620
Postnatal care by trained person till two days in Home Delivery		5205	5634
No. of uses 7.1% chlorhexidine digluconate for umbilical cord care		34385	35786
TT for Woman (5-49)	1st dose	121162	148355
	2nd dose	124768	112066
	3rd dose	113078	103860
	4th dose	107650	103705
	5th dose	106170	100485
Immunization	BCG	147884	137847
	PCV 1	168597	154578
	PCV 2	155641	146360
	PCV 3	153164	144216
	MR Vaccine 1st Dose	136058	124652
	MR Vaccine 2nd Dose	126408	117757
Number of ECP acceptors		6925	8781
Number of MR done ( Both Govt. & NGOs)		1467	1190
General Treatment		2403648	2532150
Still Births ( including MCHTI, MFSTC & FWVTI-Raj)		213	332
<b>Death</b>	Neonatal death (0-28 days)	213	332
	Infant Death (29Days to below)	339	345
	Child Death (1 - <5 year)	124	119
	Maternal Death	10	10
	Other Death	82	67
	Total	23872	25727
No. of Health Education in UH&FWC		4425	7910

\* Live births conducted at Govt. MCH, DH, MCWC, UHC, UH&FWC, NGOs & Home. The information is collected by FWA through field visit.

**At a glance of the Nutrition services for the Month of  
October 2020 and November 2020**

Services		Performance	
		October.'20	November.'20
Nutrition Services for Pregnant Women, 0-59 months aged child and Mother	Counseling on IYCF, IFA, Vitamin-A and Hand washinh	686026	708880
	Number of mother Received IFA & Calcium Tablet	147188	156868
	Received MNP Sachet (6-23 months)	23062	16980
	Exclusive Breast feeding up to 6 months	169186	168188
	Complimentary feeding after 6 months	185918	184890
	Feeding Tablet Vitamin A (6-59months Child)	217255	7529
	Received Tablet anti-helminthics (24-59months Child)	48550	47967
	Feeding Zink pill with ORS suffering form diarrhoea	3290	6012
	Identifying Suffering from MAM	7864	7909
	Suffering from SAM & Referred	2404	2572
	Identifying Child Stunting	3344	3376
	Identifying Child Wasting	3018	3277
	Identifying Child Under weight	3981	4282

## SUMMARY

### Introduction

Bangladesh is divided into eight administrative divisions: Dhaka, Chattogram, Rajshahi, Khulna, Barishal, Sylhet, Rangpur and Mymensingh. Each division is divided into several districts and each district into several upazilas. Each urban area in an upazila is divided into wards. Upazilas are divided into Union Parishads (UPs) and Pourasovas. These divisions allow the country as a whole to be separated into rural and urban areas. Management Information System (MIS) has been operational under the Directorate General of Family Planning (DGFP) for a long time. The report of the Contraceptive Performance, MCH, Reproductive Health and Nutrition services is used to be published each month from MIS Unit on the basis of Service Statistics received from the field workers, service delivery clinics and NGOs. Erstwhile Family Welfare Register, however, is the principal source of performance statistics. This report is prepared on the basis of FWA Registers (9th Edition) and Clinic Report. Most of the FWAs visit their working area once in every two months. It is a continuous process. FWA register is modified/updated in every three years.

There is a reporting system to collect the information from the field. MIS Reporting Form-1 is filled up by the FWAs and submitted the same to FPIs. FPI fills up the MIS reporting Form-2 by compiling of all the FWAs (MIS Form-1) report and submits to UFPO office. MIS reporting Form-3 (clinical) is filled up by MO (clinic)/ (MCH-FP)/ (FW)/SACMO/ FWV and is submitted to UFPO office. NGOs of the respective area submit their report to UFPO office through MIS reporting Form-2 and 3 as their requirement. All the reporting Form-2 and 3 are compiled by UFPO office and filled up reporting Form-4 (union wise) and is entered in online web based software (SS). District FP Office reviews and submits that report. It provides information of contraceptive use status of eligible couples and different types of MCH, Reproductive Health and Nutrition services. MIS performance report is primarily used by different level of program managers and supervisors engaged in implementing the Family Planning, MCH, RH and Nutrition program in the country. Besides, different policy makers, decision makers, donor agencies, Development Partners, researchers and other users also use this report.

### Family Planning Performance (CAR related):

Performance reports of November 2020 have been received from all the 64 districts of the country. During the month of November 2020 total numbers of eligible couple were found to be as 27637609 against 27614360 in the previous month. Performances of NGOs are also included in the report as reported by the Upazila Offices. A total of acceptors are 21681258 reported in the month of November'20 as against 21659004 in October'20. The Contraceptive Acceptance Rate (CAR) achieved at the end of the reporting month for six modern methods (Permanent Method, IUD, Implant, Injectable, Oral Pill and Condom) is 78.45% which was 78.43% in October'20. Method Specific Acceptors (Cumulative), Method Specific New Acceptors and Contraceptive distribution by Methods are shown in the summary sheet. It October be noted that the contraceptive acceptance rate is an estimate, based on the client contact and the status of contraceptive acceptance as reported by the field workers based on the entries made in the FWA register. The Contraceptive Prevalence Rate (CPR), on the other hand, is based on periodic surveys that are made on precise statistical procedures.

The acceptance rate is a tentative rate and varies from month to month because of reporting status and coverage. This rate is usually higher than the Contraceptive Prevalence Rate (CPR). CAR is generally used to monitor as a management tool 'on-going' program performance in the country. It is not so much used to evaluate the program impact or goals, which is done by periodical scientific surveys.

## **MCH Performance:**

In the month of November'20, 929937 pregnant women have been registered. Total number of 5,098 pregnant women referred to hospital for their complications. Total no. 4633 patient received services for RTI/STI. Dose-wise TT for Women (15-49 yrs.) and OPV & Pentavalent vaccines were shown in the summary sheet. BCG vaccines were given to 137847 infants during November'20. Visit-wise Antenatal Care is also shown in the summary sheet both of October 2020 and November 2020. Postnatal Care is shown in the summary sheet both October 2020 and November 2020. Number of delivery conducted by the clinics is 91111. Total numbers of delivery at home 339901 by trained personnel and 11556 by non-trained personnel. Still Birth is recorded 332 in November'20 and in the previous month it was 213. Neo-natal deaths (0-28 days) & Infant deaths (29 days-<1yr.) are recorded to be 345 and 119 in the month of November'20 where these were 339 and 124 in October'20 respectively. A total of 10 child-deaths (1-<5 yrs.) have been reported in the month of November'20 as against 10 in October. Maternal deaths were reported 67 during the month of November'20 which was 82 in October'20. The other deaths were reported 25727 in November'20 but in October'20 the number of such deaths was 23872. General treatments were rendered to 2532150 and 2403648 patients in the month of November'20 and October'20 respectively. In November'20 number of ECP acceptors was 8781 but in October'20 it was 6925. MR done in the reporting month is 1190 but in October'20 it was 1467. Performance of MCHTI, MFSTC, MCWCs and FWVTI-Rajshahi is also included in the report.

## **Nutrition Programs of the Directorate General of Family Planning**

Country wide nutrition service is going on through National Nutrition Services (NNS) Operational Plan of DGHS under Health Services Division of MOHFW. DGFP is also playing vital role for implementation of nutrition services whole over the country and is rendering nutrition services at field level where activities like MCH services, Adolescent and Family Planning Program is going on. By this time coordination with IPHN and cooperation with "Global Alliance for Improved Nutrition (GAIN), UNICEF and Alive & Thrive" comprehensive nutrition services are running in 91 upazillas of 11 districts through MCH Services Unit of DGFP.

### **Highlights November 2020**

- a) National Contraceptive Acceptance Rate (CAR) based on visited eligible Couples 27637609 is found to be 78.4%. Rajshahi division has achieved the highest acceptance rate 81.1%, followed by Rangpur division 79.9%. The CAR is found to be 79.9% achieved in Khulna division. The Contraceptive Acceptance Rate has been found to be rather low in Mymensingh 79.3%, Barishal 79.0%, Sylhet 77.4%, Dhaka 77.1% and Chattogram 75.3%.

The highest numbers of Acceptors 4213154 have been reported from Dhaka division followed by 3860733 in Chattogram division, Rajshahi division reported 3441844 acceptors. Acceptors size is however, found much smaller in Rangpur, Khulna, Mymensingh and Sylhet which are 2908869, 2783998, 1814025 and 1388448 respectively and in Barishal division it is 1310187.

- b) Out of 64 reporting districts, all districts have reported contraceptive acceptance rate of 70 percent and above, no district has reported CAR of 60 - 69 percent and no district has reported CAR of < 59 percent.
- c) Out of 490 Upazilas 485 Upazilas have reported CAR at the level >70% and 5 Upazilas have reported CAR level 50-70 percent.

According to the performance of the reporting month (November,20) Madaripur district recorded the highest achievement rate 132.0%. Jhenaidaha district has got the 2nd place with 117.8% and Dinajpur district has secured the 3rd position with 103.5% of permanent method. Sherpur district has achieved first position with achievement rate 171.7%; Rajbari district has got the 2nd position with achievement rate 165.1% and Khagrachari district has recorded the 3rd position with achievement rate 118.9% in IUD. In Implant Jashore district has recorded the highest achievement rate with 204.5%, Sherpur district has placed in 2nd position with achievement rate 204.5% and Faridpur district has got the 3rd position with achievement rate 170.9%. In Injectable Bhola district has recorded the highest achievement rate with 114.3%. In Oral Pill Sherpur District



has recorded the highest achievement rate with 217.8% and Sherpur district has recorded the highest achievement rate 94.8% in Condom.

- d) MFSTC, Dhaka has performed highest 320 Caesarian Operations, MFSTC, Dhaka has performed highest 589 of total deliveries. MCHTI, Dhaka has performed 337, Gibandha, MCWC has performed 171 in the reporting month November'20.
- e) (Table 21) In November National Nutrition services information collected by FP workers are as follows: Number of 156868 mothers received IFA, No. of 168188 babies (up to 6 months) exclusive breast feeding and No. Of 184890 children (6-23 months) feeding complementary foods. No. of 7909 children suffering from MAM and 2572 suffering from SAM and referred. No. of Children Stunting, wasting and underweight are 3376, 3277 and 4552 respectively.
- f) SMC has reported distribution of 324110 vials Injectable, 2289186 cycles of Oral Pill and 24561837 pieces of Condom in November'20.

## Table Analysis:

**Table 1:** Shows contraceptive performance and Achievement Rate in respect of Permanent, Long Acting and Short Acting methods for the reporting month (November'20) and reporting period (July'20 to November'20) against their respective projections. In the reporting month the achievement rates of Permanent method (Male) 33.9%, Permanent method (Female) 73.5% and Permanent method (Total) 57.7%, IUD 53.8%, Implant 93.2%, Injectable 45.0%, Oral Pill 41.2% and Condom 34.8%. From July'20 to November'20 the achievement rates of Permanent method (Male) 25.7%, Permanent method (Female) 65.4% and Permanent method (Total) 49.6%, IUD 49.7%, Implant 76.8%, Injectable 45.2%, Oral Pill 42.4% and Condom 33.6%.

**Table 2:** Shows the divisions according to descending order of achievement rate against their projection of Permanent and Long Acting methods for the period July'19 to November'20.

**Table 3:** Showing the 3(three) districts which achieved the highest achievement rate against Permanent and Long Acting methods of their projections for the period July'20 to November'20.

**Table 4:** Shows 3(three) districts which achieved the lowest achievement rate of Permanent and Long Acting methods against their projections for the period July'20 to November'20.

**Table 5:** Comparative statement of contraceptive performance against their projection between the period July'19 to November'19 and October'20 to November'20. The Achievement Rate of Permanent Method (Male) was 51.7% in the period of July'19 to November'19 but it shows the lower rate 25.7% in the current period. So it is decrease 26.0% than that of July'19 to November'19. Permanent Method (Female) was 78.6% in the period July'19 to November'19 but it shows the lower rate 65.4% in the current period. So it is 13.2% decrease than that of July'19 to November'19. Permanent Method (Total) was 67.9% in the period July'19 to November'19, but it shows the lower rate 49.6% in the current period. So it is 18.3% decrease than that of July'19 to November'19. IUD achieved the 70.0% in the reporting period July'19 to November'19 but it shows the lower rate 49.7% in the current period. So it is 20.3% decrease than that of July'19 to November'19. Implant achieved the 102.6% in the reporting period July'19 to November'19 but it shows the lower rate 76.8% in the current period. So it is 25.8% decrease than that of July'19 to November'19. Injectable achieved the 51.9% in the reporting period July'19 to November'19 but in the current period it shows 44.9%. So Injectable is decrease 7.0% than that of July'19 to November'19. Oral Pill achieved the 50.3% in the reporting period July'19 to November'19 but in the current period (July'20 to November'20) it shows 42.1%. In case of Oral Pill 8.2% decrease than that of July'19 to November'19. In case of Condom it achieved 39.5% in the reporting period July'19 to November'19 but in the current period (October'20 to November'20) it shows 33.4%, which is 6.1% increase than that of July'19 to November'19.

**Table 6:** Comparative status of performance and distribution of contraceptive by methods for the month of October'20 and November'20 based on field worker's report. In comparison with that of previous month Permanent Method (male) 2.9%, Permanent Method (Female) 0.1%, Overall Permanent Method (Total) 0.6%, IUD 2.1%, Implant 5.8%, Injectable 3.5% Oral Pill 3.1% and Condom 1.7%.

**Table 7:** Shows the share of Government and NGOs and Multisectors by methods in the overall National performance. Government sector has contributed 50.6% in Permanent Method (Male), 86.0% in Permanent Method (Female), 77.8% in Permanent Method (Total), 83.7% in IUD, 91.7% in Implant, 84.7% in Injectable, 90.8% in Oral Pill and 81.7% in Condom in the reporting month November'20. On the other hand NGOs and Multisectors have contributed 49.4% in Permanent Method (Male), 14.4% in Permanent Method (Female), 22.2% in Permanent Method (Total), in IUD 15.5%, in Implant 8.3%, in Injectable 15.3%, in Oral Pill 9.2% and in Condom 18.3% in the reporting month November'20.

**Table 8:** Division wise and NGOs & Multisectoral wise Contraceptive Performance for the month of November'20 are shown in this table. BAVS of Dhaka Division is in the highest position, BAVS of Chittagong Division is in the next and BAVS of Rajshahi Division is in the 3rd position in Permanent method. By NGOs and Multisectorals performance of Total Permanent methods are 2160 in the reporting month, in which Males are 1079 and Females are 1081. Total IUD and Implant 1663 and 2881 are inserted in the reporting month November'20. Injectable 117867 vials, Oral Pill 489227 cycles and 1513418 of Condom are distributed by NGOs and Multisectorals in the reporting month.

**Table 9:** Shows the projection, performance and achievement rates of Permanent and Long Acting methods in the reporting month November'20 and in the reporting period July'20 to November'20. In the reporting month Madaripur district has achieved the highest achievement rate of 132.0% and Jhenaidaha district is the next highest with 117.8% in Permanent Method. In the reporting month Sherpur district has achieved the highest achievement rate of 171.7% and Rajbari district is the next highest with 165.1% in IUD. In the reporting month Jhalakati district has achieved the highest achievement rate of 204.5% in Implant and Tangail district has achieved the next second highest achievement rate with 204.5%. On the other hand, in the reporting period July'20 to November'20 Dinajpur district has achieved the highest achievement rate of 98.0% in Permanent Method, Sherpur district has achieved the highest achievement rate of 163.6% in IUD and Sherpur district has achieved the highest achievement rate of 148.8% in Implant.

**Table 10:** Shows the projection, performance and achievement rates of Short Acting methods in the reporting month November'20 and in the reporting period July'20 to November'20. In the reporting month Bhola district has achieved the highest achievement rate of 114.3% and Sherpur district is the next highest with 112.2% in Injectable method. Sherpur district has achieved the highest achievement rate of 217.8% in Oral Pill. Sherpur district has achieved the highest achievement rate of 94.8% in Condom. From July'20 to November'20 Bhola district has achieved the highest achievement rate of 115.1% and Sherpur district is the next highest with 110.9% in Injectable, Sherpur district has achieved the highest achievement rate of 191.4% in Oral Pill and Sherpur district has achieved the highest achievement rate of 94.1% in Condom.

**Table 11:** This table shows the Old acceptors, new acceptors and dropout (No method & switch over) cases by districts in the reporting month (November'2020). This table is prepared on the basis of CAR report.

**Table 12:** This table shows the new and total acceptors of the current month in comparison with that of the previous month. The new acceptors of all the methods(-), Permanent Method (Male), Permanent Method (Total) have shown decreasing trend but Permanent Method (Female) IUD Injectable, Oral Pill Condom and Implant have shown increasing trend. New acceptors are shown depending on the field workers report which collects from their visiting areas. In case of total acceptors Permanent Method (Male), Permanent Method (Female), Permanent Method (Total) IUD, Implant, Injectable, Oral Pill and Condom have shown increasing trend.

**Table 13:** This table shows that Rajshahi division had recorded the highest CAR of 81.13%, next Rangpur division 79.96%, Khulna division 79.95%, Mymensingh division 79.24%, Barishal division 79.09%, Sylhet division 77.41%, Dhaka division 77.15% and Chattogram division 75.31% in the reporting month November'20. Graph-1 shows the division wise CAR for the current month and graph-2 shows the division wise CAR for the current month in comparison with that of previous month.

**Table 14:** Shows that 64 districts have achieved CAR level of 70.0% and above where no district has achieved CAR between 60%-69% and no district has achieved CAR between 0-59% in the reporting month November'20. The graph also shows the same in comparison with previous month.

**Table 15:**List of 485 upazilas among the 490, which have achieved CAR >70.0% in the reporting month.

**Table 16:**List of 5 upazilas which have achieved CAR 60-70% in the reporting month. Graph shows that 485 upazilas out of 490 have achieved CAR level >70%, 4 upazilas have achieved CAR level 60%-70% and 1 upazila has achieved CAR level <60% in the current month. There is graphical presentation is also showing both of October'20 and November'20.

**Table 17:**Shows the dropout and switch over by method and by division for the month of November,20.

**Table 18:**This table shows the Division-wise comparison of Couples, Contraceptive Acceptors and the Acceptance Rate up to the end of November'20. In the reporting month the highest number of Eligible Couples have been reported from Dhaka division which is 5460793, 2nd highest is Chattogram division which is 5126691, then Rajshahi, Rangpur, Khulna, Mymensingh, Sylhet and Barishal division, which are 4242305, 3637894, 3482147, 2289323, 1741959 and 1656497 respectively. In case of acceptors Dhaka division has been reported the highest number of acceptors which is 4213154 followed by Chattogram division 3860733, Rajshahi division 3441844, Rangpur division 2908869, Khulna division 2783998, Mymensingh division 1814025, Sylhet division 1348448 and Barishal division 1310187.

**Table 19:**This table shows the contraceptive method mix by division for the month of November'20. Rangpur division has contributed the highest rate in Permanent Method with 15.02% among the other divisions. Khulna division has contributed 14.81%, then Rajshahi division 13.83% and then Dhaka division 12.65%. Chattogram division has recorded 4.67% in IUD which is the highest among the other divisions followed by Barishal with 3.83% and Dhaka division 3.87%. Barishal division has contributed the highest rate in Implant with 7.76% followed by Chattogram division with 6.99%. Rangpur division has also contributed the highest rate in Injectable with 21.50% then Chattogram division 20.84% and then Khulna division 20.05 in CAR method mix among all the divisions. Mymensingh division has recorded the highest rate in Oral Pill with 55.63% followed by Dhaka division 49.44 %, Rangpur division 49.09% and Rajshahi division 48.09%. Dhaka division has recorded the highest rate in Condom with 11.72% followed by Rajshahi division 11.66% and Khulna division 11.21% in CAR method mix among all the divisions.

**Pie Charts are showing the national and division wise Method-Mix for the month of November'20.**

**Table 20:**This table shows the performance of MCH and Reproductive Health Services during the month of October'20 and November'20.

**Table 21:**This table shows the performance of Nutrition Services for the month October'20 and November'20 collected by family planning workers.

**Annex A:**Annex- A shows comparative summary key performances since June 2020 to November'20.

**Annex B:**Performance of RH-EOC of MCWC including MCHTI, MFSTC and FWVTI-Raj for the month of November'20.

**Annex C:**City Corporation wise Contraceptive Acceptors and Acceptance Rate(CAR) (Partial) at the end of the month of November'20.

**Remarks:**The achievement of Rangpur division, Chattogram division Dhaka division and Sylhet Division are good against their projection in permanent method, IUD and Implant respectively in the reporting month in comparison with that of other divisions.

## **Clarification about the information of summary sheet, table-2 and table-3:**

### **Method Specific Acceptors:**

In the summary sheet, Method Specific Acceptors is shown based on the field workers' (FWA) visit of the reporting month and also the previous month. These are the cumulative figure which includes previous month's acceptors and reporting month's new acceptors collected by the field workers within their working areas.

### **Contraceptive distribution by Method:**

In the summary sheet, Contraceptive Performance by Method is prepared based on the performance and distribution of the reporting month. These figures are actual performance of the reporting month which is not comparable with the information written in method specific acceptors.

### **Table- 9, Table-10 and Table-11**

Performance shown in the table-9 and 10 is the actual performance of the respective month but the new acceptors shown in the table-11 November not be the performance done in the same month. It November happen that the new acceptors accepted method in the previous month but field workers had shown that case in the next month due to their rounding schedule. So the performance of table-9, table-10 will not be the comparable with the new acceptor of table-11.

### **Clarification about the information of MCH and Reproductive Health Services:**

- Information shown against 'delivery' which were done in MCHTI, MFSTC, MCWCs, UHCs & UH&FWCs is collected through the MIS reporting Form-3. This record is only for DGFP concerned facilities. Deliveries conducted in District Hospitals, Medical Colleges, Private Clinics and performances in the City Corporation (partial) are not included.
- Information shown against the 'live births' conducted at Govt. MCH, DH, MCWC, UHC, UH&FWC, NGOs & Homes is collected by FWAs through field visit. Field workers visit their units monthly and they submit their reports in every month.

## Highest and Lowest performing districts in clinical methods

### Highest performing 3(three) districts in the Month of November '20

Permanent Method					IUD					Implant				
District	Total E. Couple	Monthly Projec.	Ach. In Reporting Month	Ach. Rate (%)	District	Total E. Couple	Monthly Projec.	Ach. In Reporting Month	Ach. Rate (%)	District	Total E. Couple	Monthly Projec.	Ach. In Reporting Month	Ach. Rate (%)
Madaripur	234310	101	134	132.0	Sherpur	321958	163	280	171.7	Jashore	616419	301	617	204.5
Jhenaidaha	394739	164	194	117.8	Rajbari	234551	84	139	165.1	Sherpur	321958	486	994	204.5
Dinajpur	664860	320	332	103.5	Khagrachhari	115264	95	113	118.9	Faridpur	397629	508	869	170.9

**Congratulations:** We congratulate the districts for their better performance in clinical methods against projections. We hope the officers and staffs who are involved with the activities will continue their better performance in future.

### Lowest performing 3(three) districts in the Month of November '20

Permanent Method					IUD					Implant				
District	Total E. Couple	Monthly Projec.	Ach. In Reporting Month	Ach. Rate (%)	District	Total E. Couple	Monthly Projec.	Ach. In Reporting Month	Ach. Rate (%)	District	Total E. Couple	Monthly Projec.	Ach. In Reporting Month	Ach. Rate (%)
Khagrachhari	115264	199	12	6.0	Jamalpur	489224	369	34	9.2	Laxmipur	329460	718	244	34.0
Rangamati	101085	121	11	9.1	Sunamganj	405142	565	101	17.9	Meherpur	162490	142	51	35.9
Habiganj	395776	532	74	13.9	Narayanganj	537323	881	169	19.2	Munshiganj	302542	402	158	39.3

**Unsatisfactory Performance:** We are sorry for their unsatisfactory low performance in clinical methods against projections. We hope the officers and staffs are involved with the activities will try to overcome from this type of un-satisfactory performance in future.

**Table-1: National Projection, Performance and Achievement Rate of Contraceptive Methods**

Methods	Yearly Projection (2020-21)	Reporting Month		July'20 to November'20	
		Performance (in CYP)	Achi. Rate (%)	Performance (in CYP)	Achi. Rate(%)
Permanent Method (Male)	80000	2260	33.9	8572	25.7
Permanent Method (Female)	120595	7389	73.5	32865	65.4
Permanent Method (Total)	200595	9649	57.7	41437	49.6
IUD	253414	11367	53.8	52455	49.7
Implant	450448	34978	93.2	144181	76.8
Injectables	5197836	194703	45.0	978510	45.2
Oral Pill	10669243	366253	41.2	1883360	42.4
Condom	1914992	55066	34.5	268313	33.6

**Table-2: List of Divisions according to descending order of Achievement Rate against their projections of Clinical Methods for the period July 2020 to November 2020**

Sl. No.	Permanent Method (Cases)				IUD (Cases)				Implant (Cases)			
	Division	Yearly Projection	Performance	Achi. Rate (%)	Division	Yearly Projection	Performance	Achi. Rate (%)	Division	Yearly Projection	Performance	Achi. Rate (%)
1	Rangpur	21836	5503	60.5	Chattogram	49702	14550	70.3	Khulna	41140	13812	80.6
2	Dhaka	56528	12656	53.7	Khulna	18928	4057	51.4	Barishal	31775	10141	76.6
3	Khulna	18401	4706	61.4	Dhaka	58112	13346	55.1	Chattogram	85432	27251	76.6
4	Rajshahi	22552	5327	56.7	Rajshahi	32865	6197	45.3	Dhaka	88517	29801	80.8
5	Barishal	13432	2053	36.7	Rangpur	34481	6502	45.3	Rajshahi	64710	20184	74.9
6	Chattogram	35641	6822	45.9	Barishal	19061	2948	37.1	Rangpur	70256	23413	80.0
7	Mymensingh	13790	2000	34.8	Sylhet	16118	2454	36.5	Sylhet	30496	9549	75.1
8	Sylhet	18415	2370	30.9	Mymensingh	24147	2401	23.9	Mymensing	38122	10030	63.1

**Table-3: List of 3 (Three) Districts achieved the highest Achievement Rate of Clinical Method against their projections for the period July 2020 to November 2020**

Sl. No.	Permanent Method (Cases)				IUD (Cases)				Implant (Cases)			
	District	Yearly Projection	Performance	Achi. Rate (%)	District	Yearly Projection	Performance	Achi. Rate (%)	District	Yearly Projection	Performance	Achi. Rate (%)
1.	Dinaipur	3851	1573	98.0	Sherpur	1957	1334	163.6	Sherpur	5832	3616	148.8
2.	Joipurhat	1021	412	96.8	Rajbari	1010	676	160.6	Faridpur	6103	3495	137.4
3.	Jhenaidaha	1977	738	89.6	Faridpur	2212	1111	120.5	Pirojpur	3187	1587	119.5

**Table-4: List of 3 (Three) Districts achieved the lowest Achievement Rate of Clinical Methods against their projections for the period July 2020 to November 2020**

Sl. No.	Permanent Method (Cases)				IUD (Cases)				Implant (Cases)			
	District	Yearly Projection	Performance	Achi. Rate (%)	District	Yearly Projection	Performance	Achi. Rate (%)	District	Yearly Projection	Performance	Achi. Rate (%)
1.	Khagrachhari	2396	3	0.3	Jamalpur	4438	205	11.1	Satkhira	4427	73	3.96
2.	B. Baria	3018	5	0.4	Sunamganj	6781	467	16.5	Kushtia	7075	151	5.12
3.	Bandarban	886	2	0.5	Narayanganj	10574	775	17.6	Narail	2700	76	6.76

\*The projection of the last financial year has been followed\*

**Table-5: Comparative Statement of contraceptive performance for the period between July 2019 to November 2019 and July 2020 to November 2020**

Methods	Yearly Projection (2019-2020)	July 2019 to November,2019		Yearly Projection (2020-2021)	July 2020 to November 2020		Change of July'20 to November.'20 over July'19 to November.'19
		Performance (in CYP)	Achi. Rate (%)		Performance (in CYP)	Achi. Rate (%)	
Permanent Method (Male)	80000	17234	51.7	80000	8572	25.7	-26.0
Permanent Method (Female)	120595	39486	78.6	120595	32865	65.4	-13.2
Permanent Method (Total)	200595	56720	67.9	200595	41437	49.6	-18.3
IUD	253414	73908	70.0	253414	52455	49.7	-20.3
Implant	450448	192555	102.6	450448	144181	76.8	-25.8
Injectables	5233417	1131634	51.9	5233417	978510	44.9	-7.0
Oral Pill	10742277	2251834	50.3	10742277	1883360	42.1	-8.2
Condom	1928101	317681	39.5	1928101	268313	33.4	-6.1

**Table-6: Performance & Distribution of Contraceptives by Method for the month of October 2020 and November 2020**

Method	Performance		% Change of November'20 over October'20
	October'20	November'20	
Permanent Method (Male, Cases)	2197	2260	2.9
Permanent Method (Female, Cases)	7393	7389	-0.1
Total Permanent Method (Total, Cases)	9590	9649	0.6
I U D (Cases)	11138	11367	2.1
Implant (Cases)	33061	34978	5.8
Injectables (Doses)	806837	778810	-3.5
Oral Pill (Cycles)	5671377	5493799	-3.1
Condom (Pieces)	8125145	8259904	1.7

**Table :7 Contribution of Government, NGOs and Multisectors in respect of Contraceptive Performance during November 2020**

Method	Performance			Share of Contribution in Percentage	
	Govt.	NGOs & Multisectors	Total	Government	NGOs and Multisectors
Permanent Method (Male, Cases)	2255	2202	4457	50.6	49.4
Permanent Method (Female, Cases)	12712	2070	14782	86.0	14.0
Total Permanent Method (Cases)	14967	4272	19239	77.8	22.2
IUD (Cases)	19026	3479	22505	84.5	15.5
Implant (Cases)	62390	5649	68039	91.7	8.3
Injectable (Doses)	1343213	242434	1585647	84.7	15.3
Oral Pill (Cycles)	10138537	1026639	11165176	90.8	9.2
Condom (Pieces)	13380137	3004912	16385049	81.7	18.3

\*The projection of the last financial year has been followed\*

Table -8: Division wise and NGO & Multisector wise Contraceptive Performance for the month of November 2020

Sl No	NGO and Multisectors	Oral Pill (Cycles)	Condom (Pieces)	Injectable (Vials)	IUD (Cases)	Implant (Nos.)	Permanent Method (Nos.)		
							Male	Female	Total
<b>Rangpur Division</b>									
1	Family Planning Association of Bangladesh (FPAB)	12922	22490	2108	0	42	0	0	0
2	Marie Stopes Clinic	970	2914	301	26	254	9	29	38
3	Palli Shisu Foundation (PSF)	10298	68380	6134	22	13	0	2	2
4	Sunflower	0	0	0	0	0	0	0	0
5	Shanirvar Bangladesh	1310	1052	509	0	0	0	0	0
6	CMH	341	3596	13	0	0	0	2	2
7	R. H. Steps	285	600	44	0	0	0	0	0
8	MODEL CLINIC	56	1648	7	0	0	0	14	14
9	MOHILA-O-SHISHU SHASTHA KALLYAN SAMITY	221	166	10	0	0	0	0	0
10	NSDP	0	0	0	0	0	0	0	0
11	IPas Bangladesh	106	0	0	0	2	0	0	0
12	Surjer Hasi Network	4936	7216	3246	1	2	0	4	4
13	Friendship Bangladesh	191	5100	83	0	0	0	0	0
14	Kanchan	1799	13848	1074	0	3	0	2	2
15	Dhaldanga Bohumukhi Samaj Unnayan Sangstha	4990	12000	1410	0	0	0	0	0
16	Lamb Hospital	24	80	42	0	28	0	7	7
17	KMSS	268	372	198	0	0	0	1	1
18	SAF	393	204	32	0	0	0	0	0
NGO Total		39110	139666	15211	49	344	9	61	70
1	BGB	146	1954	2	0	0	0	0	0
2	Srama Kalyan Kendra	0	0	0	0	0	0	0	0
3	DGHS Health Clinic	105	198	12	1	0	0	0	0
4	CMH	157	2368	4	0	0	0	0	0
Multisector Total		408	4520	18	1	0	0	0	0
NGO & Multisector Total		39518	144186	15229	50	344	9	61	70
<b>Rajshahi Division</b>									
1	Family Planning Association of Bangladesh (FPAB)	31638	163332	3852	9	125	2	12	14
2	BAVS	324	4599	68	3	51	117	31	148
3	Marie Stopes Clinic	381	3200	31	24	48	0	3	3
4	Palli Shisu Foundation (PSF)	2673	11184	499	0	0	0	0	0
5	Jatio Tarun Shanga	10126	21037	1812	8	0	0	0	0
6	Bamaneh	12048	17424	2005	0	10	0	0	0
7	Tilottoma	6763	40433	3433	5	15	0	4	4
8	Anonnya Somaj Kallyan Samity	3764	5325	1137	0	0	0	0	0
9	Shanirvar Bangladesh	2312	3996	690	3	12	0	0	0
10	Sromo Kallyan Shangstha	462	5400	0	0	0	0	0	0
11	R. H. Steps	327	4080	54	9	0	0	0	0
12	MR CLINIC	1753	3528	22	1	0	0	0	0
13	MODEL CLINIC	207	3120	88	0	2	0	48	48
14	SHEBA PROKALPO	0	0	0	0	0	0	0	0
15	POLLI SHISHU CLINIC	2055	3552	572	0	0	0	0	0
16	JTS-GONO UNNAYAN ACADEMY	7271	44028	2693	1	7	0	2	2
17	THANGAMARA	855	6540	138	0	9	0	1	1
18	SHASTO KALLYAN SHANGSTHA	0	0	0	0	0	0	0	0
19	Darpon	4600	7266	997	3	0	0	0	0
20	IPas Bangladesh	834	2638	5	0	0	0	0	0
21	Surjer Hasi Network	1865	8324	612	0	0	0	3	3
22	Friendship Bangladesh	95	852	0	0	0	0	0	0
23	Population Services & Training Centre (PSTC)	206	5280	407	0	0	0	0	0
24	SORNALY	4896	7336	1009	2	0	0	0	0
25	Chardulai	105	200	400	0	0	0	0	0
26	KMSS	1470	16886	719	3	8	0	6	6
NGO Total		97030	389560	21243	71	287	119	110	229
1	DGHS Health Clinic	1096	1076	39	8	0	0	90	90
Multisector Total		1096	1076	39	8	0	0	90	90
NGO & Multisector Total		98126	390636	21282	79	287	119	200	319
<b>Khulna Division</b>									
1	Family Planning Association of Bangladesh (FPAB)	24804	43579	2636	10	79	4	2	6
2	BAVS	1263	1512	412	0	4	67	0	67
3	Marie Stopes Clinic	315	3357	78	17	23	0	0	0
4	Palli Shisu Foundation (PSF)	0	0	0	0	0	0	0	0
5	Paribarik Shastha Clinic	3585	11892	958	8	15	0	0	0
6	Jatio Tarun Shanga	7003	11479	1309	0	0	0	0	0
7	Paribar Kallyan Shangstha (PKS)	17042	37760	5416	12	17	0	12	12
8	PSTC	160	3072	148	0	0	0	0	0
9	BRAC	105	800	6	0	0	0	0	0
10	Sromo Kallyan Shangstha	140	144	0	0	0	0	0	0
11	Ad-Din Medical College Hospital	1054	3940	1016	1	2	0	37	37
12	CMH	152	3000	4	0	0	0	0	0
13	BWHC	51	90	42	0	0	0	0	0
14	R. H. Steps	771	2496	101	9	0	0	0	0



Sl. No.	NGO and Multisectors	Oral Pill (Cycles)	Condom (Pieces)	Injectable (Vials)	IUD (Cases)	Implant (Nos.)	Permanent Method (Nos.)		
							Male	Female	Total
15	VPKA (VP KENDRA)	0	0	0	0	0	0	0	0
16	CRC	353	768	82	0	0	0	0	0
17	SGS	2770	5880	280	0	0	0	0	0
18	Police Hospital	60	746	95	0	0	0	0	0
19	Surjer Hasi Network	2425	15882	1868	13	17	0	1	1
20	Friendship Bangladesh	330	1800	0	0	0	0	0	0
21	BNS TITUMIR	3300	6500	1	0	0	0	0	0
22	Peoples Development Community (PDC)	330	23500	930	0	0	0	0	0
23	Urban Health Care	1000	2684	508	2	8	0	0	0
24	KMSS	2247	6348	300	0	0	0	2	2
25	Adams	4649	5373	1659	0	0	0	0	0
26	Marie Clinic	75	840	44	12	0	0	0	0
NGO Total		73984	193442	17893	84	165	71	54	125
1	BGB	100	1070	3	0	0	0	0	0
2	Biman Bahini	72	3600	6	0	0	0	4	4
3	Paurasova	84	72	0	0	0	0	0	0
4	DGHS Health Clinic	27	210	4	2	0	0	7	7
5	Jessore Cantonmen	1440	1600	24	0	0	0	12	12
Multisector Total		1723	6552	37	2	0	0	23	23
NGO & Multisector Total		75707	199994	17930	86	165	71	77	148
<b>Barishal Division</b>									
1	Family Planning Association of Bangladesh (FPAB)	6050	23100	1608	3	18	0	2	2
2	BAVS	135	4102	115	1	20	81	0	81
3	Marie Stopes Clinic	402	1490	68	21	17	0	0	0
4	Paribarik Shastha Clinic	313	1446	322	0	1	0	0	0
5	Shanirvar Bangladesh	2584	4083	3441	2	0	0	0	0
6	BRAC	40	120	24	0	0	0	0	0
7	R. H. Steps	204	120	4	8	1	0	0	0
8	Surjer Hasi Network	508	2574	424	10	14	0	0	0
9	Desh Bangla	1147	1381	247	0	5	0	0	0
10	Urban Primary Health Care Project (UPHCP)	1046	2448	235	0	4	0	1	1
NGO Total		12429	40864	6488	45	80	81	3	84
1	Srama Kalyan Kendra	59	136	0	0	0	0	0	0
2	DGHS Health Clinic	91	100	2	1	0	0	0	0
Multisector Total		150	236	2	1	0	0	0	0
NGO & Multisector Total		12579	41100	6490	46	80	81	3	84
<b>Dhaka Division</b>									
1	Family Planning Association of Bangladesh (FPAB)	19432	61732	2763	22	75	1	2	3
2	BAVS	2079	16865	367	22	73	368	21	389
3	Marie Stopes Clinic	2507	10770	888	234	135	0	8	8
4	Paribarik Shastha Clinic	153	1128	12	2	0	0	0	0
5	Jatio Tarun Shanga	2246	4536	1001	3	27	0	0	0
6	Bamaneh	2012	11582	564	7	0	0	0	0
7	Paribar Kallyan Shangstha (PKS)	0	0	0	0	0	0	0	0
8	PSTC	2447	853	1286	38	111	9	4	13
9	Shanirvar Bangladesh	24352	40032	4748	23	27	0	9	9
10	BRAC	1009	7646	192	12	2	0	0	0
11	Sromo Kallyan Shangstha	1259	4096	0	0	0	0	0	0
12	Ad-Din Medical College Hospital	1792	2568	209	2	3	0	69	69
13	BAPSA	4514	26917	1561	22	35	8	20	28
14	Radda Barnen	313	8328	284	7	0	0	0	0
15	UTPS	5177	8529	916	42	45	0	1	1
16	PSKP	900	1559	300	0	0	0	0	0
17	Gono Shastha Kendra	40	0	16	0	0	0	0	0
18	Anirban Sangsad	342	156	94	0	0	0	0	0
19	CMH	713	4382	42	1	0	0	0	0
20	Spire	2262	600	196	0	0	0	0	0
21	Shimantik	5161	9587	1411	76	118	6	18	24
22	Nagar Unnoyan Somaj Seba Shangstha	2061	600	239	0	0	0	0	0
23	TDH CLINIC	1440	3600	33	0	0	0	0	0
24	SHAKTI FOUNDATION	168	542	14	0	0	0	0	0
25	BWHC	60	210	10	0	0	0	0	0
26	SUKHI PARIBAR SANGSTHA	0	0	0	0	0	0	0	0
27	Association in Training & Management (AITAM )	0	0	0	0	0	0	0	0
28	R. H. Steps	1068	2540	163	25	28	0	1	1
29	AL-FALAH MOJIN CLINIC	22	384	77	0	0	0	0	0
30	VPKA (VP KENDRA)	6227	44458	2705	0	2	0	0	0
31	MMKS	73	720	90	0	0	0	0	0
32	VFWA	1900	16872	1134	5	0	0	0	0
33	Nari Moytri	3505	12152	914	2	2	0	3	3
34	SGS	105	140	0	0	0	0	0	0
35	CWFD	302	780	372	1	0	0	0	0
36	Surjer Hasi Network	6506	17724	1679	9	5	0	1	1
37	Kumudini Hospital	46	1100	76	1	0	0	9	9
38	Population Services & Training Centre (PSTC)	3890	7256	520	2	13	0	7	7
39	Jonoseba M&C W Songstha	1564	4416	345	14	0	0	0	0

Sl. No.	NGO and Multisectors	Oral Pill (Cycles)	Condom (Pieces)	Injectable (Vials)	IUD (Cases)	Implant (Nos.)	Permanent Method (Nos.)		
							Male	Female	Total
40	Urban Primary Health Care Project (UPHCP)	1762	74	100	0	0	0	0	0
41	Sazeda Foundation	0	348	0	1	0	0	0	0
42	Adarsha Paribar Kalyan Shangsta	0	0	0	0	0	0	0	0
43	Rural Health Development Organization(RHDO)	50	216	10	0	0	0	0	0
44	Daridra Paribar Seba Songshta	3579	1200	425	0	0	0	0	0
45	NAGAR SASTHO KENDRO	382	4051	388	1	7	0	0	0
46	Urban Health Care	781	3600	215	2	10	0	5	5
47	Ideal Samaj Kallyan Sangatha	2172	600	190	0	0	0	0	0
48	Sonali Din	2163	564	195	0	0	0	0	0
49	Ahoshania Mission	4744	20608	1060	73	87	19	4	23
50	Active Social Welfare Society	0	0	0	0	0	0	0	0
51	MISCS	2160	600	200	0	0	0	0	0
52	Bashundhara Ad-din Medical College Hospital	42	4	0	0	1	0	6	6
53	Neer Seba Songtha	0	0	0	0	0	0	0	0
54	Surjer Hashi Network (Smiling Sun Franchise)	1647	7659	796	4	4	0	0	0
55	Fatema Nursing Home	1450	5000	290	0	0	0	0	0
NGO Total		128579	379884	29090	653	810	411	188	599
1	Biman Bahini	21	360	0	0	0	0	0	0
2	Sir Salimulla Medical College Hospital (Indoor)	152	0	52	98	300	0	0	0
3	BGME	2393	12928	420	0	0	0	0	0
4	DGHS Health Clinic	267	485	4	18	1	0	8	8
5	Victoria Hospital Narayanganj	289	24	14	2	5	0	0	0
6	Others Private Clinic	0	0	0	0	0	0	161	161
Multisector Total		3122	13797	490	118	306	0	169	169
NGO & Multisector Total		131701	393681	29580	771	1116	411	357	768
<b>Mymensingh Division</b>									
1	Family Planning Association of Bangladesh (FPAB)	15699	25488	1177	0	0	0	0	0
2	BAVS	0	0	0	0	0	0	0	0
3	Marie Stopes Clinic	147	1918	34	12	62	0	0	0
4	Paribarik Shastha Clinic	0	0	0	0	0	0	0	0
5	Jatio Tarun Shanga	3070	9324	312	0	0	0	0	0
6	Bamaneh	1814	8392	499	2	3	0	0	0
7	Sunflower	0	0	0	0	0	0	0	0
8	Shanirvar Bangladesh	10108	39228	2449	8	7	0	2	2
9	BRAC	232	612	53	0	0	0	0	0
10	BAPSA	0	0	0	0	0	0	0	0
11	Gono Shastha Kendra	0	0	0	0	0	0	0	0
12	CMH	0	0	0	0	0	0	0	0
13	MALANCHA SEBA SAMITY	0	0	0	0	0	0	0	0
14	SUPIRAT	0	0	0	0	0	0	0	0
15	R. H. Steps	41	156	2	12	6	0	0	0
16	MODEL CLINIC	383	2304	16	0	0	0	0	0
17	CHCP	0	0	0	0	0	0	0	0
18	NSDP	0	0	0	0	0	0	0	0
19	SHASTO KALLYAN SHANGSTHA	0	0	0	0	0	0	0	0
20	Krishi Bisho	0	0	0	0	0	0	0	0
21	IPas Bangladesh	432	1016	68	3	0	0	36	36
22	Surjer Hasi Network	675	4348	281	1	0	3	0	3
23	Friendship Bangladesh	48	36	0	0	0	0	0	0
24	Saya Path	0	0	0	0	0	0	0	0
25	Shastha Prokalpo	6	0	48	0	0	0	10	10
NGO Total		32655	92822	4939	38	78	3	48	51
1	BGB	12	235	0	0	0	0	0	0
2	BGME	1446	13868	82	0	0	0	0	0
3	DGHS Health Clinic	163	36	0	0	0	0	0	0
Multisector Total		1621	14139	82	0	0	0	0	0
NGO & Multisector Total		34276	106961	5021	38	78	3	48	51

Sl. No.	NGO and Multisectors	Oral Pill (Cycles)	Condom (Pieces)	Injectable (Vials)	IUD (Cases)	Implant (Nos.)	Permanent Method (Nos.)		
							Male	Female	Total
<b>Chattogram Division</b>									
1	Family Planning Association of Bangladesh (FPAB)	22924	45936	2032	44	117	0	3	3
2	BAVS	134	3948	118	6	31	203	46	249
3	Concern Women for Family Planning (CWFP)	6	220	0	0	0	0	0	0
4	Marie Stopes Clinic	1281	8070	274	107	143	130	12	142
5	Paribarik Shastha Clinic	30	510	0	1	0	0	0	0
6	Bamaneh	488	800	497	2	0	0	0	0
7	Shanirvar Bangladesh	10399	8858	1691	17	0	0	0	0
8	BRAC	120	120	0	0	0	0	0	0
9	Sromo Kallyan Shangstha	39	7	40	0	0	0	0	0
10	BAPSA	604	1272	74	6	0	0	0	0
11	FDSR	18391	20657	3660	12	47	0	0	0
12	CMH	1542	10844	122	22	8	0	48	48
13	BWHC	27	180	32	1	0	0	0	0
14	SUPIRAT	1672	3212	713	7	0	0	2	2
15	PROSHANTI	1135	1488	315	3	0	0	0	0
16	NISKRITY	864	2020	477	1	0	0	0	0
17	IMAGE	1808	6036	520	5	13	0	3	3
18	MOMOTA	5090	17451	901	58	112	0	38	38
19	SUS (TMA, NASIRABAD)	0	0	0	0	0	0	0	0
20	SHED	0	0	0	0	0	0	0	0
21	ISDE	0	0	0	0	0	0	0	0
22	CUFL	88	770	0	0	0	0	0	0
23	JUSH	0	0	0	0	0	0	0	0
24	R. H. Steps	946	1524	157	30	0	0	0	0
25	MODEL CLINIC	448	1584	18	15	19	0	33	33
26	BANDHAN	874	2224	156	0	0	0	0	0
27	Ghasful	660	7800	47	1	0	0	0	0
28	IPas Bangladesh	37	24	12	0	0	0	0	0
29	Surjer Hasi Network	3179	5802	1391	11	10	0	0	0
30	Saya Path	1171	4128	279	16	0	0	0	0
31	B.R.D.B	150	960	42	0	0	0	0	0
32	RTMI	1987	5796	495	22	49	0	0	0
33	NAGAR MATRI SADAN	933	2688	363	15	52	2	4	6
34	Urban Health Care	1020	2172	368	4	15	0	0	0
35	Mission Hospital, Chandraghona	350	400	37	0	0	0	0	0
36	Surjer Hashi Network (Smiling Sun Franchise)	105	145	52	0	0	0	0	0
NGO Total		78502	167646	14883	406	616	335	189	524
1	BGB	36	1064	5	0	0	0	0	0
2	Comilla Cantonment	228	4000	22	1	0	0	5	5
3	Biman Bahini	144	2736	4	0	0	0	0	0
4	Navy	307	8042	8	0	0	0	0	0
5	Railway Hospital	136	144	10	0	0	0	0	0
6	BGC Traust	0	0	0	0	0	0	0	0
7	BGME	40	36	0	0	0	0	0	0
8	DGHS Health Clinic	1034	440	13	74	25	0	42	42
9	BKMEA	225	979	60	0	0	0	0	0
10	Others Private Clinic	0	0	0	0	0	0	36	36
Multisector Total		2150	17441	122	75	25	0	83	83
NGO & Multisector Total		80652	185087	15005	481	641	335	272	607
<b>Sylhet Division</b>									
1	Family Planning Association of Bangladesh (FPAB)	2885	14500	368	2	48	1	7	8
2	BAVS	153	3724	79	0	46	49	0	49
3	Marie Stopes Clinic	581	1498	69	33	18	0	15	15
4	BRAC	266	989	343	5	9	0	0	0
5	CMH	155	3708	16	1	2	0	3	3
6	Shimantik	7615	12910	2864	24	46	0	35	35
7	BWHC	1466	4893	1220	2	1	0	0	0
8	RED CRESCENT SANGSTHA	86	0	5	0	0	0	0	0
9	R. H. Steps	529	972	24	1	0	0	0	0
10	VARD, SYLHET	0	0	0	0	0	0	0	0
11	Sylhet Samaj Kallyan Sangatha	1523	4972	2104	0	0	0	3	3
12	Surjer Hasi Network	592	2452	186	0	0	0	0	0
13	SUPPS	14	0	32	0	0	0	0	0
14	TIL Welfare Division	20	240	0	0	0	0	0	0
15	Govt. Labour Welfare Center	0	0	0	0	0	0	0	0
NGO Total		15885	50858	7310	68	170	50	63	113
1	BGB	0	0	0	0	0	0	0	0
2	Srama Kalyan Kendra	106	204	0	0	0	0	0	0
3	DGHS Health Clinic	677	711	20	44	0	0	0	0
Multisector Total		783	915	20	44	0	0	0	0
NGO & Multisector Total		16668	51773	7330	112	170	50	63	113
<b>NGO &amp; Multisector Grand Total of National</b>		<b>489227</b>	<b>1513418</b>	<b>117867</b>	<b>1663</b>	<b>2881</b>	<b>1079</b>	<b>1081</b>	<b>2160</b>

**Table -9: District wise Projection, Performance and Achievement Rate of Permanent and Long Acting Methods**

District	Permanent Method (Cases)				IUD (Cases)				Implant (Cases)						
	Yearly Projection	Reporting Month		July'20 to November'20		Yearly Projection	Reporting Month		July'20 to November'20		Yearly Projection	Reporting Month		July'20 to November'20	
		Perform.	Achi. Rate(%)	Perform.	Achi. Rate(%)		Perform.	Achi. Rate(%)	Perform.	Achi. Rate(%)		Perform.	Achi. Rate(%)	Perform.	Achi. Rate(%)
Dinajpur	3851	332	103.5	1573	98.0	3257	305	112.4	972	71.6	15257	1518	119.4	7335	115.4
Thakurgaon	1910	98	61.6	510	64.1	1843	52	33.9	223	29.0	5612	479	102.4	1891	80.9
Panchgarh	1127	60	63.9	300	63.9	1593	57	42.9	253	38.1	4361	272	74.8	1354	74.5
Nilphamari	2197	139	75.9	477	52.1	2813	166	70.8	857	73.1	5950	430	86.7	2255	91.0
Rangpur	3621	264	87.5	1112	73.7	5609	262	56.1	1146	49.0	10276	1057	123.4	3885	90.7
Kurigram	2322	51	26.4	285	29.5	7436	233	37.6	1119	36.1	10058	352	42.0	1793	42.8
Gaibandha	3600	145	48.3	800	53.3	6040	220	43.7	1051	41.8	10230	639	75.0	3063	71.9
Lalmonirhat	3208	89	33.3	446	33.4	5890	176	35.9	881	35.9	8512	358	50.5	1837	51.8
<b>Rangpur Div.</b>	<b>21836</b>	<b>1178</b>	<b>64.7</b>	<b>5503</b>	<b>60.5</b>	<b>34481</b>	<b>1471</b>	<b>51.2</b>	<b>6502</b>	<b>45.3</b>	<b>70256</b>	<b>5105</b>	<b>87.2</b>	<b>23413</b>	<b>80.0</b>
Bogura	3973	190	57.4	922	55.7	5145	176	41.0	863	40.3	15083	1220	97.1	5550	88.3
Joipurhat	1021	59	69.3	412	96.8	1317	35	31.9	261	47.6	4803	348	86.9	2128	106.3
Naogaon	2078	124	71.6	532	61.4	2031	107	63.2	573	67.7	9455	669	84.9	2988	75.8
Chapai Nawabganj	2856	186	78.2	791	66.5	2689	82	36.6	444	39.6	3520	248	84.5	653	44.5
Raishahi	4543	308	81.4	1143	60.4	6050	108	21.4	530	21.0	9978	727	87.4	2757	66.3
Natore	3137	214	81.9	908	69.5	2856	108	45.4	474	39.8	7313	560	91.9	2449	80.4
Pabna	1844	61	39.7	152	19.8	4706	225	57.4	1107	56.5	5618	247	52.8	1476	63.1
Serajganj	3100	134	51.9	467	36.2	8071	416	61.9	1945	57.8	8940	625	83.9	2183	58.6
<b>Rajshahi Div.</b>	<b>22552</b>	<b>1276</b>	<b>67.9</b>	<b>5327</b>	<b>56.7</b>	<b>32865</b>	<b>1257</b>	<b>45.9</b>	<b>6197</b>	<b>45.3</b>	<b>64710</b>	<b>4644</b>	<b>86.1</b>	<b>20184</b>	<b>74.9</b>
Kushtia	1989	116	70.0	640	77.2	2207	60	32.6	278	30.2	7075	544	92.3	151	5.1
Meherpur	907	61	80.7	287	75.9	542	21	46.5	91	40.3	1706	51	35.9	74	10.4
Chuadanga	1657	117	84.7	560	81.1	1205	52	51.8	254	50.6	3757	293	93.6	181	11.6
Jhenaidaha	1977	194	117.8	738	89.6	1701	118	83.2	534	75.3	4717	394	100.2	177	9.0
Magura	1604	70	52.4	326	48.8	1461	56	46.0	275	45.2	3672	233	76.1	146	9.5
Narail	1000	56	67.2	170	40.8	1075	33	36.8	123	27.5	2700	144	64.0	76	6.8
Jashore	2496	126	60.6	513	49.3	3461	103	35.7	536	37.2	3620	617	204.5	357	23.7
Khulna	2704	176	78.1	753	66.8	3097	267	103.5	1091	84.5	8067	705	104.9	442	13.1
Bagerhat	1859	55	35.5	283	36.5	2199	112	61.1	515	56.2	4399	383	104.5	192	10.5
Satkhira	2208	97	52.7	436	47.4	1980	85	51.5	360	43.6	4427	322	87.3	73	4.0
<b>Khulna Div.</b>	<b>18401</b>	<b>1068</b>	<b>69.6</b>	<b>4706</b>	<b>61.4</b>	<b>18928</b>	<b>907</b>	<b>57.5</b>	<b>4057</b>	<b>51.4</b>	<b>44140</b>	<b>3686</b>	<b>100.2</b>	<b>1869</b>	<b>10.2</b>
Barguna	1672	74	53.1	369	53.0	2340	71	36.4	304	31.2	5717	580	121.7	1957	82.2
Patuakhali	2441	86	42.3	463	45.5	4037	100	29.7	696	41.4	7056	652	110.9	2939	100.0
Barishal	2307	129	67.1	559	58.2	3355	162	57.9	733	52.4	5968	459	92.3	1873	75.3
Jhalakati	2022	43	25.5	154	18.3	1175	21	21.4	122	24.9	2329	136	70.1	602	62.0
Bhola	2818	51	21.7	203	17.3	5215	113	26.0	521	24.0	7518	264	42.1	1183	37.8
Pirojpur	2172	71	39.2	305	33.7	2939	144	58.8	572	46.7	3187	348	131.0	1587	119.5
<b>Barishal Div.</b>	<b>13432</b>	<b>454</b>	<b>40.6</b>	<b>2053</b>	<b>36.7</b>	<b>19061</b>	<b>611</b>	<b>38.5</b>	<b>2948</b>	<b>37.1</b>	<b>31775</b>	<b>2439</b>	<b>92.1</b>	<b>10141</b>	<b>76.6</b>

District	Permanent Method (Cases)				IUD (Cases)				Implant (Cases)						
	Yearly Projection	Reporting Month		July'20 to November'20		Yearly Projection	Reporting Month		July'20 to November'20		Yearly Projection	Reporting Month		July'20 to November'20	
		Perform.	Achi. Rate(%)	Perform.	Achi. Rate(%)		Perform.	Achi. Rate(%)	Perform.	Achi. Rate(%)		Perform.	Achi. Rate(%)	Perform.	Achi. Rate(%)
Gopalganj	2099	119	68.0	399	45.6	1163	84	86.7	405	83.6	4190	350	100.2	1172	67.1
Madaripur	1218	134	132.0	335	66.0	1618	100	74.2	515	76.4	5057	476	113.0	1181	56.0
Shariatpur	2470	60	29.1	271	26.3	2660	88	39.7	543	49.0	3621	361	119.6	1100	72.9
Faridpur	3237	225	83.4	948	70.3	2212	180	97.6	1111	120.5	6103	869	170.9	3495	137.4
Rajbari	1020	54	63.5	350	82.4	1010	139	165.1	676	160.6	3520	445	151.7	1657	113.0
Dhaka	12800	886	83.1	3429	64.3	10729	1014	113.4	4544	101.6	12795	1392	130.6	5432	101.9
Gazipur	4980	71	17.1	281	13.5	6135	164	32.1	670	26.2	7522	417	66.5	1570	50.1
Munshiganj	3604	115	38.3	412	27.4	3163	98	37.2	378	28.7	4829	158	39.3	839	41.7
Narayangani	3193	214	80.4	948	71.3	10574	169	19.2	775	17.6	10243	495	58.0	1835	43.0
Narshingdi	4516	290	77.1	1417	75.3	3681	200	65.2	853	55.6	6081	384	75.8	1590	62.8
Manikganj	5162	377	87.6	1152	53.6	3373	65	23.1	311	22.1	5027	535	127.7	2087	99.6
Tangail	6903	239	41.5	1161	40.4	6979	379	65.2	1351	46.5	10073	1155	137.6	3843	91.6
Kishoreganj	5326	96	21.6	451	20.3	4815	129	32.1	565	28.2	9456	655	83.1	2399	60.9
<b>Dhaka Div.</b>	<b>56528</b>	<b>2880</b>	<b>61.1</b>	<b>11554</b>	<b>49.1</b>	<b>58112</b>	<b>2809</b>	<b>58.0</b>	<b>12697</b>	<b>52.4</b>	<b>88517</b>	<b>7692</b>	<b>104.3</b>	<b>28200</b>	<b>76.5</b>
Jamalpur	2402	80	40.0	110	11.0	4438	34	9.2	205	11.1	8259	378	54.9	1422	41.3
Sherpur	2058	143	83.4	52	6.1	1957	280	171.7	1334	163.6	5832	994	204.5	3616	148.8
Mymensingh	7475	338	54.3	277	8.9	15271	296	23.3	1214	19.1	15025	821	65.6	4000	63.9
Netrokona	1855	124	80.2	64	8.3	2481	61	29.5	297	28.7	9006	621	82.7	2593	69.1
<b>Mymensingh Div.</b>	<b>13790</b>	<b>685</b>	<b>59.6</b>	<b>503</b>	<b>8.8</b>	<b>24147</b>	<b>671</b>	<b>33.3</b>	<b>3050</b>	<b>30.3</b>	<b>38122</b>	<b>2814</b>	<b>88.6</b>	<b>11631</b>	<b>73.2</b>
B. Baria	3018	88	35.0	5	0.4	4889	187	45.9	839	41.2	8529	873	122.8	3048	85.8
Cumilla	5969	370	74.4	243	9.8	9394	610	77.9	2888	73.8	11247	1003	107.0	4381	93.5
Chandpur	3228	132	49.1	143	10.6	4268	291	81.8	1423	80.0	7374	397	64.6	2543	82.8
Feni	2520	122	58.1	64	6.1	2987	224	90.0	1138	91.4	4679	382	98.0	1578	80.9
Noakhali	2568	173	80.8	162	15.1	3260	239	88.0	1107	81.5	9864	866	105.4	2966	72.2
Laxmipur	4427	106	28.7	58	3.1	7039	169	28.8	710	24.2	8621	244	34.0	1421	39.6
Chattogram	4983	412	99.2	251	12.1	9482	727	92.0	3508	88.8	15487	1198	92.8	5534	85.8
Cox's Bazar	4192	107	30.6	54	3.1	4311	347	96.6	1504	83.7	10746	754	84.2	3248	72.5
Rangamati	1454	11	9.1	12	2.0	1114	78	84.0	353	76.1	2989	163	65.4	867	69.6
Khagrachhari	2396	12	6.0	3	0.3	1140	113	118.9	551	116.0	3315	194	70.2	981	71.0
Bandarban	886	11	14.9	2	0.5	1818	111	73.3	529	69.8	2581	168	78.1	684	63.6
<b>Chattogram Div.</b>	<b>35641</b>	<b>1544</b>	<b>52.0</b>	<b>997</b>	<b>6.7</b>	<b>49702</b>	<b>3096</b>	<b>74.7</b>	<b>14550</b>	<b>70.3</b>	<b>85432</b>	<b>6242</b>	<b>87.7</b>	<b>27251</b>	<b>76.6</b>
Sylhet	3750	284	90.9	105	6.7	2200	162	88.4	692	75.5	9000	602	80.3	2848	75.9
Habiganj	6384	74	13.9	40	1.5	3811	158	49.8	584	36.8	6977	433	74.5	1801	62.0
Moulavibazar	3099	63	24.4	24	1.9	3326	124	44.7	711	51.3	6066	391	77.3	1421	56.2
Sunamganj	5182	143	33.1	58	2.7	6781	101	17.9	467	16.5	8453	930	132.0	3479	98.8
<b>Sylhet Div.</b>	<b>18415</b>	<b>564</b>	<b>36.8</b>	<b>227</b>	<b>3.0</b>	<b>16118</b>	<b>545</b>	<b>40.6</b>	<b>2454</b>	<b>36.5</b>	<b>30496</b>	<b>2356</b>	<b>92.7</b>	<b>9549</b>	<b>75.1</b>
<b>National</b>	<b>200595</b>	<b>9649</b>	<b>57.7</b>	<b>5974</b>	<b>7.1</b>	<b>253414</b>	<b>11367</b>	<b>53.8</b>	<b>52455</b>	<b>49.7</b>	<b>453448</b>	<b>34978</b>	<b>92.6</b>	<b>132238</b>	<b>70.0</b>

**Table-10: District wise Projection, Performance and Achievement Rate of Short Acting Methods**

District	Injectables					Oral Pill					Condom				
	Yearly Projection	Reporting Month		July'20 to November'20		Yearly Projection	Reporting Month		July'20 to November'20		Yearly Projection	Reporting Month		July'20 to November'20	
		Perform. (in CYP)	Achi. Rate (%)	Perform.	Achi. Rate(%)		Perform. (in CYP)	Achi. Rate (%)	Perform.	Achi. Rate(%)		Perform. (in CYP)	Achi. Rate (%)	Perform.	Achi. Rate(%)
Dinaipur	124862	2978	28.6	15306	29.4	256295	8458	39.6	46693	43.7	46002	746	19.5	3762	19.6
Thakurgaon	57105	2491	52.3	12138	51.0	117216	3632	37.2	20220	41.4	21039	221	12.6	1171	13.4
Panchgarh	44094	2109	57.4	11143	60.7	90508	3878	51.4	22120	58.7	16245	240	17.7	1217	18.0
Nilphamari	77921	3425	52.7	17562	54.1	159943	3349	25.1	27088	40.6	28708	356	14.9	1778	14.9
Rangpur	121279	5511	54.5	27407	54.2	248941	5274	25.4	37353	36.0	44682	879	23.6	4205	22.6
Kurigram	101175	5231	62.0	26613	63.1	207675	8144	47.1	36874	42.6	37275	805	25.9	4146	26.7
Gaibandha	104087	6601	76.1	33215	76.6	213651	6208	34.9	40868	45.9	38348	1034	32.4	5261	32.9
Lalmonirhat	52774	2796	63.6	13828	62.9	108325	1985	22.0	16414	36.4	19443	279	17.2	1458	18.0
<b>Rangpur Div.</b>	<b>683296</b>	<b>31142</b>	<b>54.7</b>	<b>157212</b>	<b>55.2</b>	<b>1402554</b>	<b>40928</b>	<b>35.0</b>	<b>247630</b>	<b>42.4</b>	<b>251741</b>	<b>4560</b>	<b>21.7</b>	<b>22998</b>	<b>21.9</b>
Bogura	145699	3830	31.5	19529	32.2	299066	9457	37.9	49421	39.7	53679	2307	51.6	9930	44.4
Joipurhat	40037	600	18.0	3079	18.5	82181	2227	32.5	11847	34.6	14750	320	26.0	1598	26.0
Noagaon	110993	2248	24.3	11926	25.8	227829	8342	43.9	44880	47.3	40892	1005	29.5	4946	29.0
Nawabganj	70947	1471	24.9	8589	29.1	145628	2147	17.7	16135	26.6	26138	972	44.6	4901	45.0
Raishahi	115903	3614	37.4	19376	40.1	237907	5965	30.1	35124	35.4	42701	2130	59.9	10103	56.8
Natore	77696	1797	27.8	10235	31.6	159481	4968	37.4	27911	42.0	28625	1061	44.5	5235	43.9
Pabna	110935	4701	50.9	23336	50.5	227709	10031	52.9	50578	53.3	40871	1398	41.0	6701	39.3
Seraiganj	123356	5497	53.5	27236	53.0	253204	10222	48.4	54776	51.9	45447	1800	47.5	8595	45.4
<b>Rajshahi Div.</b>	<b>795566</b>	<b>23758</b>	<b>35.8</b>	<b>123306</b>	<b>37.2</b>	<b>1633004</b>	<b>53359</b>	<b>39.2</b>	<b>290672</b>	<b>42.7</b>	<b>293103</b>	<b>10993</b>	<b>45.0</b>	<b>52009</b>	<b>42.6</b>
Kushtia	86570	3006	41.7	15128	41.9	177697	5530	37.3	26926	36.4	31894	1104	41.5	5334	40.1
Meherpur	30652	1972	77.2	9504	74.4	62917	1246	23.8	6277	23.9	11293	368	39.1	1820	38.7
Chuadanga	48462	2172	53.8	11266	55.8	99475	2673	32.2	13019	31.4	17855	445	29.9	2217	29.8
Jhenaidaha	73673	1655	27.0	9020	29.4	151224	4111	32.6	21800	34.6	27143	608	26.9	3066	27.1
Magura	36637	1082	35.4	5698	37.3	75203	2435	38.9	12940	41.3	13498	325	28.9	1644	29.2
Narail	29508	880	35.8	4265	34.7	60569	1649	32.7	9052	35.9	10871	364	40.2	1927	42.5
Jashore	115970	5402	55.9	26626	55.1	238045	6885	34.7	34747	35.0	42726	1463	41.1	7349	41.3
Khulna	94014	3640	46.5	18134	46.3	192977	8849	55.0	42723	53.1	34637	1610	55.8	7783	53.9
Bagerhat	58241	1806	37.2	8587	35.4	119547	5351	53.7	26099	52.4	21457	765	42.8	3624	40.5
Satkhira	82439	2512	36.6	12538	36.5	169217	7209	51.1	36458	51.7	30372	1097	43.3	5226	41.3
<b>Khulna Div.</b>	<b>656168</b>	<b>24127</b>	<b>44.1</b>	<b>120766</b>	<b>44.2</b>	<b>1346871</b>	<b>45938</b>	<b>40.9</b>	<b>230041</b>	<b>41.0</b>	<b>241746</b>	<b>8149</b>	<b>40.5</b>	<b>39990</b>	<b>39.7</b>
Barguna	37401	1810	58.1	9193	59.0	76770	3172	49.6	15934	49.8	13779	236	20.6	1156	20.1
Patuakhali	63946	3461	64.9	17202	64.6	131258	5351	48.9	26629	48.7	23559	408	20.8	1983	20.2
Barishal	80113	4096	61.4	20567	61.6	164442	6092	44.5	30242	44.1	29515	761	30.9	3578	29.1
Jhalakati	21818	794	43.7	4051	44.6	44783	1454	39.0	7282	39.0	8038	160	23.9	808	24.1
Bhola	69787	6649	114.3	33481	115.1	143247	3238	27.1	16741	28.0	25711	295	13.8	1576	14.7
Pirojpur	38471	1758	54.8	8690	54.2	78967	4308	65.5	21644	65.8	14174	481	40.7	2449	41.5
<b>Barishal Div.</b>	<b>311535</b>	<b>18568</b>	<b>71.5</b>	<b>93184</b>	<b>71.8</b>	<b>639467</b>	<b>23615</b>	<b>44.3</b>	<b>118472</b>	<b>44.5</b>	<b>114776</b>	<b>2341</b>	<b>24.5</b>	<b>11550</b>	<b>24.2</b>

District	Injectables					Oral Pill					Condom				
	Yearly Projection	Reporting Month		July'20 to November'20		Yearly Projection	Reporting Month		July'20 to November'20		Yearly Projection	Reporting Month		July'20 to November'20	
		Perform. (in CYP)	Achi. Rate (%)	Perform.	Achi. Rate(%)		Perform. (in CYP)	Achi. Rate (%)	Perform.	Achi. Rate(%)		Perform. (in CYP)	Achi. Rate (%)	Perform.	Achi. Rate(%)
Gopalganj	41528	1155	33.4	5872	33.9	85242	3639	51.2	20406	57.5	15300	582	45.6	2773	43.5
Madaripur	44255	1794	48.6	9033	49.0	90840	2817	37.2	17336	45.8	16305	403	29.7	1939	28.5
Shariatpur	40587	1030	30.5	5328	31.5	83311	2593	37.3	12541	36.1	14953	351	28.2	1734	27.8
Faridpur	74597	2037	32.8	9977	32.1	153121	5168	40.5	26631	41.7	27483	1144	50.0	5376	46.9
Rajbari	43921	1588	43.4	8224	44.9	90154	2615	34.8	15131	40.3	16181	675	50.1	3403	50.5
Dhaka	138295	8037	69.7	39391	68.4	283869	13995	59.2	68256	57.7	50951	3343	78.7	15770	74.3
Gazipur	79864	1776	26.7	8498	25.5	163932	6782	49.6	32641	47.8	29424	1153	47.0	5334	43.5
Munshiganj	56960	1111	23.4	5309	22.4	116917	4145	42.5	20455	42.0	20985	592	33.9	2806	32.1
Narayanganj	100973	4182	49.7	20447	48.6	207260	8779	50.8	43247	50.1	37201	1241	40.0	5990	38.6
Narshingdi	82875	3626	52.5	18587	53.8	170113	6664	47.0	32632	46.0	30533	858	33.7	4376	34.4
Manikganj	57679	1267	26.4	6305	26.2	118393	3789	38.4	19535	39.6	21250	736	41.6	3741	42.3
Tangail	160537	4955	37.0	23425	35.0	329523	8435	30.7	47862	34.9	59145	1487	30.2	7119	28.9
Kishoreganj	106430	3366	38.0	16977	38.3	218462	7929	43.6	41168	45.2	39211	1124	34.4	5461	33.4
<b>Dhaka Div.</b>	<b>1028502</b>	<b>35924</b>	<b>41.9</b>	<b>177373</b>	<b>41.4</b>	<b>2111135</b>	<b>77350</b>	<b>44.0</b>	<b>397841</b>	<b>45.2</b>	<b>378922</b>	<b>13689</b>	<b>43.4</b>	<b>65822</b>	<b>41.7</b>
Jamalpur	92055	2231	29.1	11634	30.3	188955	4793	30.4	27478	34.9	33915	603	21.3	2926	20.7
Sherpur	60391	5648	112.2	27895	110.9	123961	22504	217.8	98855	191.4	22249	1757	94.8	8726	94.1
Mymensingh	197852	3121	18.9	15892	19.3	406117	9813	29.0	48115	28.4	72893	1213	20.0	6199	20.4
Netrokona	79013	3197	48.6	16040	48.7	162184	9447	69.9	41833	61.9	29110	856	35.3	4098	33.8
<b>Mymensingh Div.</b>	<b>429311</b>	<b>14197</b>	<b>39.7</b>	<b>71461</b>	<b>39.9</b>	<b>881217</b>	<b>46557</b>	<b>63.4</b>	<b>216281</b>	<b>58.9</b>	<b>158167</b>	<b>4429</b>	<b>33.6</b>	<b>21949</b>	<b>33.3</b>
B. Baria	102750	2828	33.0	14372	33.6	210908	5843	33.2	28695	32.7	37855	876	27.8	4380	27.8
Cumilla	212139	7662	43.3	38263	43.3	435444	11512	31.7	58220	32.1	78157	1554	23.9	7937	24.4
Chandpur	89117	3311	44.6	16744	45.1	182925	4810	31.6	23726	31.1	32833	416	15.2	2217	16.2
Feni	52811	2218	50.4	10565	48.0	108402	3006	33.3	14138	31.3	19457	499	30.8	2465	30.4
Noakhali	110735	3473	37.6	17345	37.6	227298	4948	26.1	24994	26.4	40797	727	21.4	3583	21.1
Laxmipur	63330	3536	67.0	17659	66.9	129993	2553	23.6	12121	22.4	23332	204	10.5	1043	10.7
Chattogram	200705	5355	32.0	27994	33.5	411974	11403	33.2	56744	33.1	73944	1704	27.7	8399	27.3
Cox's Bazar	79703	5098	76.8	25045	75.4	163600	5495	40.3	27070	39.7	29364	613	25.1	2913	23.8
Rangamati	19405	708	43.8	3385	41.9	39831	2355	71.0	11986	72.2	7149	284	47.7	1441	48.4
Khagrachhari	21543	892	49.7	4219	47.0	44219	2437	66.1	12326	66.9	7937	213	32.2	1064	32.2
Bandarban	13835	596	51.7	3090	53.6	28397	1494	63.1	7282	61.5	5097	239	56.3	1105	52.0
<b>Chattogram Div.</b>	<b>966073</b>	<b>35677</b>	<b>44.3</b>	<b>178681</b>	<b>44.4</b>	<b>1982991</b>	<b>55856</b>	<b>33.8</b>	<b>277302</b>	<b>33.6</b>	<b>355922</b>	<b>7329</b>	<b>24.7</b>	<b>36547</b>	<b>24.6</b>
Sylhet	113519	5723	60.5	29095	61.5	233014	6817	35.1	31273	32.2	41823	1748	50.2	8442	48.4
Habiganj	74321	1371	22.1	6991	22.6	152554	5590	44.0	26793	42.2	27382	454	19.9	2185	19.2
Moulavibazar	63803	1707	32.1	8499	32.0	130965	3870	35.5	18399	33.7	23506	445	22.7	2188	22.3
Sunamganj	75742	2517	39.9	11950	37.9	155470	6375	49.2	28653	44.2	27905	929	40.0	4633	39.8
<b>Sylhet Div.</b>	<b>327386</b>	<b>11318</b>	<b>41.5</b>	<b>56535</b>	<b>41.4</b>	<b>672002</b>	<b>22652</b>	<b>40.4</b>	<b>105118</b>	<b>37.5</b>	<b>120616</b>	<b>3576</b>	<b>35.6</b>	<b>17448</b>	<b>34.7</b>
<b>National</b>	<b>5197836</b>	<b>194711</b>	<b>45.0</b>	<b>978518</b>	<b>45.2</b>	<b>10669243</b>	<b>366255</b>	<b>41.2</b>	<b>1883357</b>	<b>42.4</b>	<b>1914992</b>	<b>55066</b>	<b>34.5</b>	<b>268313</b>	<b>33.6</b>

**Table -11: Method wise Users (Normal & Postpartum as Old, New, Dropout, Postpartum Expire) and CAR by District at the end of November 2020**

Name of District	Total Eligible Couple	Oral Pill											Total Oral Pill
		Normal					Postpartum					Postpartum Expire	
		Old	New	Total	Dropout		Old	New	Total	Dropout			
					No Method	Switch Over				No Method	Switch Over		
Dinajpur	664860	254145	1534	255679	1138	1112	15602	1180	16782	123	216	724	272461
Thakurgaon	304753	113648	773	114421	504	429	4967	374	5341	38	54	271	119762
Panchgarh	236095	96521	804	97325	499	484	3673	377	4050	26	32	304	101375
Nilphamari	414262	157598	936	158534	640	587	7564	512	8076	234	82	348	166610
Rangpur	644598	230924	1840	232764	1153	837	10995	727	11722	124	133	343	244486
Kurigram	538118	197225	1653	198878	1106	757	7398	529	7927	67	77	347	206805
Gaibandha	553439	206581	2118	208699	1202	1103	6098	488	6586	64	89	328	215285
Lalmonirhat	281769	95326	821	96147	511	328	4876	285	5161	38	63	215	101308
<b>Rangpur Div.</b>	<b>3637894</b>	<b>1351968</b>	<b>10479</b>	<b>1362447</b>	<b>6753</b>	<b>5637</b>	<b>61173</b>	<b>4472</b>	<b>65645</b>	<b>714</b>	<b>746</b>	<b>2880</b>	<b>1428092</b>
Bogura	773743	299913	2420	302333	1590	1299	12151	978	13129	98	91	747	315462
Joipurhat	213557	81398	567	81965	353	229	3341	212	3553	28	40	131	85518
Naogaon	591829	248137	1782	249919	1191	747	8608	611	9219	38	56	417	259138
Chapai Nawabganj	378711	135876	990	136866	570	385	4820	387	5207	29	55	228	142073
Rajshahi	619093	199962	2795	202757	1598	1511	9938	693	10631	904	200	216	213388
Natore	413732	156252	1605	157857	936	770	7051	638	7689	63	129	338	165546
Pabna	590637	207851	1541	209392	905	614	8191	606	8797	83	94	337	218189
Seraiganj	661003	249835	1989	251824	1114	764	15609	1045	16654	121	99	714	268478
<b>Rajshahi Div.</b>	<b>4242305</b>	<b>1579224</b>	<b>13689</b>	<b>1592913</b>	<b>8257</b>	<b>6319</b>	<b>69709</b>	<b>5170</b>	<b>74879</b>	<b>1364</b>	<b>764</b>	<b>3128</b>	<b>1667792</b>
Kustia	460592	145279	1329	146608	751	679	6272	581	6853	56	120	313	153461
Meherpur	162490	45054	242	45296	140	106	1043	67	1110	44	17	28	46406
Chuadanga	260390	89074	795	89869	489	359	4025	347	4372	33	85	277	94241
Jhenaidaha	394739	147694	921	148615	2925	376	5286	388	5674	70	74	224	154289
Magura	190893	70560	598	71158	476	209	4139	313	4452	33	58	128	75610
Narail	155207	59660	607	60267	291	177	2111	129	2240	25	35	55	62507
Jashore	616419	186139	1031	187170	681	484	6761	463	7224	87	141	294	194394
Khulna	499213	180603	2929	183532	984	876	5375	341	5716	69	102	4705	189248
Bagerhat	303802	114980	943	115923	605	431	5758	396	6154	108	100	214	122077
Satkhira	438402	171556	1186	172742	769	526	5535	446	5981	55	48	298	178723
<b>Khulna Div.</b>	<b>3482147</b>	<b>1210599</b>	<b>10581</b>	<b>1221180</b>	<b>8111</b>	<b>4223</b>	<b>46305</b>	<b>3471</b>	<b>49776</b>	<b>580</b>	<b>780</b>	<b>6536</b>	<b>1270956</b>
Barguna	198368	64144	1113	65257	508	640	5111	352	5463	56	130	194	70720
Patuakhali	340488	113568	811	114379	520	476	7656	383	8039	97	108	188	122418
Barishal	425547	151555	1223	152778	848	509	7915	435	8350	80	69	327	161128
Jhalakati	115135	39778	361	40139	276	159	2022	188	2210	70	44	35	42349
Bhola	371655	107423	836	108259	558	314	8333	536	8869	114	69	324	117128
Pirojpur	205304	75983	752	76735	606	417	6224	544	6768	93	60	338	83503
<b>Barishal Div.</b>	<b>1656497</b>	<b>552451</b>	<b>5096</b>	<b>557547</b>	<b>3316</b>	<b>2515</b>	<b>37261</b>	<b>2438</b>	<b>39699</b>	<b>510</b>	<b>480</b>	<b>1406</b>	<b>597246</b>



Name of District	Total E. Couple	Oral Pill											Total Oral Pill
		Normal					Postpartum						
		Old	New	Total	Dropout		Old	New	Total	Dropout		Postpartum Expire	
					No Method	Switch Over				No Method	Switch Over		
Gopalganj	221726	86564	642	87206	871	282	3913	195	4108	31	32	130	91314
Madaripur	234310	82508	508	83016	385	224	4461	300	4761	38	47	167	87777
Shariatpur	215863	72138	487	72625	451	205	4622	256	4878	51	48	159	77503
Faridpur	397629	133488	1701	135189	1320	961	5584	519	6103	268	142	312	141292
Rajbari	234551	79101	904	80005	515	350	4095	350	4445	52	72	156	84450
Dhaka	737135	238339	1651	239990	1057	640	9754	795	10549	91	85	338	250539
Gazipur	426230	173720	992	174712	679	424	6459	468	6927	356	53	249	181639
Munshiganj	302542	103674	753	104427	517	328	5684	391	6075	41	59	190	110502
Narayanganj	537323	195390	2151	197541	1101	761	9465	984	10449	130	106	383	207990
Narsingdi	427443	151338	1237	152575	669	464	7147	484	7631	68	62	304	160206
Manikganj	308127	104573	1006	105579	724	531	5003	510	5513	48	82	343	111092
Tangail	849987	331722	1596	333318	1294	642	10681	736	11417	99	128	372	344735
Kishoreganj	567927	219965	2171	222136	1223	894	11118	723	11841	194	177	352	233977
<b>Dhaka Div.</b>	<b>5460793</b>	<b>1972520</b>	<b>15799</b>	<b>1988319</b>	<b>10806</b>	<b>6706</b>	<b>87986</b>	<b>6711</b>	<b>94697</b>	<b>1467</b>	<b>1093</b>	<b>3455</b>	<b>2083016</b>
Jamalpur	489224	174108	1086	175194	739	505	8182	576	8758	68	60	247	183952
Sherpur	321958	123656	956	124612	775	477	5508	317	5825	43	44	215	130437
Mymensingh	1057258	476260	3791	480051	2701	1365	27766	2102	29868	216	148	1341	509919
Netrokona	420883	174136	1208	175344	830	552	8877	560	9437	69	59	355	184781
<b>Mymensingh Div.</b>	<b>2289323</b>	<b>948160</b>	<b>7041</b>	<b>955201</b>	<b>5045</b>	<b>2899</b>	<b>50333</b>	<b>3555</b>	<b>53888</b>	<b>396</b>	<b>311</b>	<b>2158</b>	<b>1009089</b>
Brahmanbaria	534389	155882	1186	157068	1009	449	12765	794	13559	113	69	476	170627
Cumilla	1131151	378453	2538	380991	1989	978	26836	1503	28339	231	307	944	409330
Chandpur	474996	169509	885	170394	809	412	12260	653	12913	109	124	473	183307
Feni	283381	82969	644	83613	402	304	5874	348	6222	72	93	71	89835
Noakhali	589716	188334	1117	189451	1085	489	13458	801	14259	151	98	347	203710
Lakshmipur	329460	99530	546	100076	484	141	6690	340	7030	38	32	220	107106
Chattogram	1066207	386267	2439	388706	1613	891	21295	1013	22308	207	157	644	411014
Cox's Bazar	427430	137723	1025	138748	778	420	13661	623	14284	122	120	317	153032
Rangamati	101085	38354	244	38598	270	129	1190	90	1280	10	30	68	39878
Khagrachhari	115264	45671	354	46025	204	89	1779	161	1940	28	16	57	47965
Bandarban	73612	21319	438	21757	179	158	2453	267	2720	34	60	168	24477
<b>Chattogram Div.</b>	<b>5126691</b>	<b>1704011</b>	<b>11416</b>	<b>1715427</b>	<b>8822</b>	<b>4460</b>	<b>118261</b>	<b>6593</b>	<b>124854</b>	<b>1115</b>	<b>1106</b>	<b>3785</b>	<b>1840281</b>
Sylhet	601407	171162	1781	172943	2889	446	13000	608	13608	133	99	355	186551
Habiganj	395776	147804	1088	148892	1021	326	11190	594	11784	135	82	307	160676
Moulavi Bazar	339634	116598	1009	117607	739	428	6260	625	6885	97	57	233	124492
Sunamganj	405142	130359	1597	131956	1270	710	13468	750	14218	203	142	314	146174
<b>Sylhet Div.</b>	<b>1741959</b>	<b>565923</b>	<b>5475</b>	<b>571398</b>	<b>5919</b>	<b>1910</b>	<b>43918</b>	<b>2577</b>	<b>46495</b>	<b>568</b>	<b>380</b>	<b>1209</b>	<b>617893</b>
<b>National</b>	<b>27637609</b>	<b>9884856</b>	<b>79576</b>	<b>9964432</b>	<b>57029</b>	<b>34669</b>	<b>514946</b>	<b>34987</b>	<b>549933</b>	<b>6714</b>	<b>5660</b>	<b>24557</b>	<b>10514365</b>

Name of District	Condom											Total Condom
	Normal					Postpartum					Postpartum Expire	
	Old	New	Total	Drop out		Old	New	Total	Drop out			
				No Methd	Switch Over				No Methd	Switch Over		
Dinajpur	30278	363	30641	269	153	2144	152	2296	22	33	101	32937
Thakurgaon	10109	99	10208	70	40	483	25	508	2	4	11	10716
Panchgarh	7569	159	7728	78	28	531	39	570	14	7	18	8298
Nilphamari	13237	136	13373	85	90	991	65	1056	17	26	36	14429
Rangpur	29617	478	30095	210	114	1944	189	2133	35	60	36	32228
Kurigram	23703	626	24329	308	126	1643	96	1739	27	11	48	26068
Gaibandha	26168	391	26559	277	134	1481	90	1571	38	11	30	28130
Lalmonirhat	8164	108	8272	137	38	815	36	851	4	4	32	9123
<b>Rangpur Div.</b>	<b>148845</b>	<b>2360</b>	<b>151205</b>	<b>1434</b>	<b>723</b>	<b>10032</b>	<b>692</b>	<b>10724</b>	<b>159</b>	<b>156</b>	<b>312</b>	<b>161929</b>
Bogura	57363	595	57958	289	440	2324	141	2465	18	27	108	60423
Joipurhat	14179	128	14307	51	54	749	29	778	8	9	45	15085
Naogaon	31870	403	32273	723	125	1831	123	1954	14	18	91	34227
Nawabganj	42888	324	43212	219	101	2430	156	2586	15	16	147	45798
Rajshahi	75879	1785	77664	909	745	6227	649	6876	279	267	89	84540
Natore	36666	503	37169	237	158	2057	117	2174	82	47	69	39343
Pabna	46554	351	46905	243	97	2564	104	2668	16	11	79	49573
Serajganj	60496	482	60978	319	136	4534	157	4691	39	38	100	65669
<b>Rajshahi Div.</b>	<b>365895</b>	<b>4571</b>	<b>370466</b>	<b>2990</b>	<b>1856</b>	<b>22716</b>	<b>1476</b>	<b>24192</b>	<b>471</b>	<b>433</b>	<b>728</b>	<b>394658</b>
Kustia	50547	511	51058	242	143	2882	171	3053	34	22	94	54111
Meherpur	14993	121	15114	57	49	627	46	673	6	3	16	15787
Chuadanga	18562	157	18719	99	45	1002	52	1054	6	14	474	19773
Jhenaidaha	28989	268	29257	148	64	1816	129	1945	307	25	49	31202
Magura	11858	124	11982	80	39	1101	53	1154	19	33	23	13136
Narail	12737	119	12856	90	40	629	27	656	17	7	5	13512
Jashore	51985	434	52419	265	144	2995	141	3136	31	33	105	55555
Khulna	52238	1012	53250	595	131	1932	94	2026	34	27	52	55276
Bagerhat	20733	369	21102	212	130	1404	88	1492	34	25	18	22594
Satkhira	28105	270	28375	151	131	1624	89	1713	25	11	80	30088
<b>Khulna Div.</b>	<b>290747</b>	<b>3385</b>	<b>294132</b>	<b>1939</b>	<b>916</b>	<b>16012</b>	<b>890</b>	<b>16902</b>	<b>513</b>	<b>200</b>	<b>916</b>	<b>311034</b>
Barguna	5326	184	5510	94	89	604	36	640	7	12	10	6150
Patuakhali	12424	198	12622	105	80	1168	55	1223	18	18	11	13845
Barishal	25962	311	26273	240	189	2158	113	2271	27	18	50	28544
Jhalakati	6026	88	6114	73	31	457	38	495	14	13	4	6609
Bhola	12711	230	12941	204	78	793	49	842	8	5	15	13783
Pirojpur	10719	159	10878	112	60	837	61	898	14	5	33	11776
<b>Barishal Div.</b>	<b>73168</b>	<b>1170</b>	<b>74338</b>	<b>828</b>	<b>527</b>	<b>6017</b>	<b>352</b>	<b>6369</b>	<b>88</b>	<b>71</b>	<b>123</b>	<b>80707</b>

Name of District	Condom											Total Condom
	Normal					Postpartum					Postpartum Expire	
	Old	New	Total	Drop out		Old	New	Total	Drop out			
				No Methd	Switch Over				No Methd	Switch Over		
Gopalganj	22199	268	22467	217	105	1586	77	1663	20	16	50	24130
Madaripur	15148	138	15286	113	33	1610	69	1679	22	16	22	16965
Shariatpur	18253	215	18468	100	44	1497	44	1541	15	8	38	20009
Faridpur	42593	545	43138	238	151	2572	203	2775	60	28	91	45913
Rajbari	19742	310	20052	145	51	1391	81	1472	41	11	35	21524
Dhaka	75570	613	76183	345	187	5065	281	5346	44	47	166	81529
Gazipur	33404	211	33615	141	57	2172	71	2243	20	15	30	35858
Munshiganj	28931	209	29140	125	74	2468	100	2568	13	16	58	31708
Narayanganj	39559	441	40000	348	222	3675	174	3849	51	47	123	43849
Narsingdi	30427	476	30903	203	111	2695	124	2819	25	22	64	33722
Manikganj	29541	294	29835	202	100	1696	146	1842	17	14	75	31677
Tangail	65454	494	65948	298	123	3095	181	3276	55	34	65	69224
Kishoreganj	31025	651	31676	432	388	3071	212	3283	93	61	65	34959
<b>Dhaka Div.</b>	<b>451846</b>	<b>4865</b>	<b>456711</b>	<b>2907</b>	<b>1646</b>	<b>32593</b>	<b>1763</b>	<b>34356</b>	<b>476</b>	<b>335</b>	<b>882</b>	<b>491067</b>
Jamalpur	27293	175	27468	100	52	1803	83	1886	15	9	20	29354
Sherpur	15523	159	15682	80	30	894	30	924	11	19	34	16606
Mymensingh	47299	658	47957	444	238	4149	303	4452	33	21	114	52409
Netrokona	15140	256	15396	181	98	1659	78	1737	20	13	59	17133
<b>Mymensingh Div.</b>	<b>105255</b>	<b>1248</b>	<b>106503</b>	<b>805</b>	<b>418</b>	<b>8505</b>	<b>494</b>	<b>8999</b>	<b>79</b>	<b>62</b>	<b>227</b>	<b>115502</b>
Brahmanbaria	33530	322	33852	407	75	2821	141	2962	182	14	58	36814
Cumilla	67098	680	67778	485	221	6929	374	7303	92	53	199	75081
Chandpur	22745	240	22985	163	85	2325	128	2453	12	21	41	25438
Feni	18922	212	19134	160	95	2270	117	2387	18	19	26	21521
Noakhali	37949	266	38215	318	57	4305	168	4473	47	12	34	42688
Lakshmipur	15310	118	15428	91	30	1601	69	1670	10	15	44	17098
Chattogram	74368	749	75117	477	239	6982	306	7288	67	46	174	82405
Cox's Bazar	19774	256	20030	159	68	2636	129	2765	29	13	26	22795
Rangamati	6114	67	6181	29	17	299	8	307	3	0	9	6488
Khagrachhari	3708	37	3745	18	14	237	12	249	1	3	4	3994
Bandarban	3600	142	3742	126	61	444	50	494	14	9	6	4236
<b>Chattogram Div.</b>	<b>303118</b>	<b>3089</b>	<b>306207</b>	<b>2433</b>	<b>962</b>	<b>30849</b>	<b>1502</b>	<b>32351</b>	<b>475</b>	<b>205</b>	<b>621</b>	<b>338558</b>
Sylhet	52157	625	52782	1095	74	4834	200	5034	45	17	58	57816
Habiganj	21363	256	21619	232	50	2520	110	2630	33	7	30	24249
Moulavi Bazar	18135	276	18411	193	91	1402	147	1549	24	15	22	19960
Sunamganj	24844	608	25452	498	191	3907	274	4181	110	35	114	29633
<b>Sylhet Div.</b>	<b>116499</b>	<b>1765</b>	<b>118264</b>	<b>2018</b>	<b>406</b>	<b>12663</b>	<b>731</b>	<b>13394</b>	<b>212</b>	<b>74</b>	<b>224</b>	<b>131658</b>
<b>National</b>	<b>1855373</b>	<b>22453</b>	<b>1877826</b>	<b>15354</b>	<b>7454</b>	<b>139387</b>	<b>7900</b>	<b>147287</b>	<b>2473</b>	<b>1536</b>	<b>4033</b>	<b>2025113</b>

Name of District	Injectable											Total Injectable
	Normal					Postpartum					Postpartum Expire	
	Old	New	Total	Drop out		Old	New	Total	Drop out			
				No Methd	Switch Over				No Methd	Switch Over		
Dinajpur	69127	471	69598	325	338	3034	150	3184	27	35	118	72782
Thakurgaon	58045	269	58314	217	311	1378	51	1429	10	5	37	59743
Panchgarh	39335	326	39661	268	267	852	43	895	9	7	48	40556
Nilphamari	68200	433	68633	258	304	2785	138	2923	23	28	90	71556
Rangpur	104005	732	104737	510	684	3657	173	3830	65	105	74	108567
Kurigram	107872	894	108766	612	565	2104	114	2218	23	411	66	110984
Gaibandha	95438	976	96414	727	554	2393	101	2494	60	21	71	98908
Lalmonirhat	57291	376	57667	222	203	1509	60	1569	14	12	95	59236
<b>Rangpur Div.</b>	<b>599313</b>	<b>4477</b>	<b>603790</b>	<b>3139</b>	<b>3226</b>	<b>17712</b>	<b>830</b>	<b>18542</b>	<b>231</b>	<b>624</b>	<b>599</b>	<b>622332</b>
Bogura	103427	665	104092	437	361	2904	159	3063	15	21	127	107155
Joipurhat	23593	131	23724	61	56	559	26	585	5	6	12	24309
Naogaon	53987	506	54493	326	257	1507	65	1572	15	39	58	56065
Nawabganj	51303	253	51556	222	185	1218	45	1263	21	10	49	52819
Rajshahi	86158	1381	87539	693	812	4235	337	4572	123	135	55	92111
Natore	45553	504	46057	232	301	1472	72	1544	18	33	41	47601
Pabna	100629	365	100994	296	176	2809	71	2880	13	16	58	103874
Serajganj	117467	737	118204	348	314	4599	120	4719	40	34	123	122923
<b>Rajshahi Div.</b>	<b>582117</b>	<b>4542</b>	<b>586659</b>	<b>2615</b>	<b>2462</b>	<b>19303</b>	<b>895</b>	<b>20198</b>	<b>250</b>	<b>294</b>	<b>523</b>	<b>606857</b>
Kustia	70123	476	70599	198	237	2215	92	2307	19	13	70	72906
Meherpur	34218	158	34376	78	126	494	46	540	0	2	13	34916
Chuadanga	51228	269	51497	168	193	1316	82	1398	10	24	48	52895
Jhenaidaha	48140	285	48425	173	164	1578	65	1643	21	37	23	50068
Magura	25392	193	25585	96	104	1456	52	1508	3	2	44	27093
Narail	17502	125	17627	81	74	416	12	428	2	6	4	18055
Jashore	123874	463	124337	355	294	3140	83	3223	17	29	66	127560
Khulna	67775	1000	68775	506	375	1609	71	1680	16	15	24	70455
Bagerhat	40839	437	41276	281	241	1374	69	1443	15	16	21	42719
Satkhira	64894	356	65250	193	162	1260	53	1313	10	7	55	66563
<b>Khulna Div.</b>	<b>543985</b>	<b>3762</b>	<b>547747</b>	<b>2129</b>	<b>1970</b>	<b>14858</b>	<b>625</b>	<b>15483</b>	<b>113</b>	<b>151</b>	<b>368</b>	<b>563230</b>
Barguna	37120	590	37710	310	326	1593	63	1656	49	21	34	39366
Patuakhali	70159	495	70654	278	1581	2621	107	2728	66	29	76	73382
Barishal	62105	589	62694	436	316	2791	104	2895	34	15	68	65589
Jhalakati	15977	165	16142	125	45	462	39	501	20	15	14	16643
Bhola	111466	666	112132	774	644	3707	151	3858	27	43	111	115990
Pirojpur	28443	318	28761	242	154	1038	44	1082	12	8	44	29843
<b>Barishal Div.</b>	<b>325270</b>	<b>2823</b>	<b>328093</b>	<b>2165</b>	<b>3066</b>	<b>12212</b>	<b>508</b>	<b>12720</b>	<b>208</b>	<b>131</b>	<b>347</b>	<b>340813</b>

Name of District	Injectable											Total Injectable
	Normal					Postpartum						
	Old	New	Total	Drop out		Old	New	Total	Drop out		Postpartum Expire	
				No Methd	Switch Over				No Methd	Switch Over		
Gopalganj	21363	260	21623	142	77	917	27	944	3	3	16	22567
Madaripur	34762	189	34951	137	111	1620	36	1656	17	22	34	36607
Shariatpur	30481	184	30665	186	98	1412	29	1441	11	1	22	32106
Faridpur	43904	489	44393	259	204	1078	58	1136	35	21	37	45529
Rajbari	31994	252	32246	170	145	1122	40	1162	9	10	25	33408
Dhaka	91343	590	91933	307	243	3757	132	3889	51	31	74	95822
Gazipur	40318	222	40540	135	66	1192	38	1230	1	4	28	41770
Munshiganj	31737	134	31871	119	92	1546	38	1584	39	9	23	33455
Narayanganj	71501	644	72145	381	277	3071	89	3160	29	23	88	75305
Narshingdi	64190	436	64626	315	407	2662	96	2758	52	36	44	67384
Manikganj	34932	306	35238	222	126	1141	54	1195	11	10	24	36433
Tangail	99551	515	100066	453	248	2124	71	2195	36	15	55	102261
Kishoreganj	65130	908	66038	550	529	3154	167	3321	61	53	54	69359
<b>Dhaka Div.</b>	<b>661206</b>	<b>5129</b>	<b>666335</b>	<b>3376</b>	<b>2623</b>	<b>24796</b>	<b>875</b>	<b>25671</b>	<b>355</b>	<b>238</b>	<b>524</b>	<b>692006</b>
Jamalpur	85390	274	85664	264	161	2588	75	2663	22	5	38	88327
Sherpur	51782	207	51989	187	121	1328	35	1363	12	21	47	53352
Mymensingh	118497	950	119447	665	488	5927	213	6140	92	25	198	125587
Netrokona	47808	416	48224	296	252	3221	108	3329	33	11	77	51553
<b>Mymensingh Div.</b>	<b>303477</b>	<b>1847</b>	<b>305324</b>	<b>1412</b>	<b>1022</b>	<b>13064</b>	<b>431</b>	<b>13495</b>	<b>159</b>	<b>62</b>	<b>360</b>	<b>318819</b>
Brahmanbaria	68652	412	69064	555	131	3800	123	3923	107	8	75	72987
Cumilla	172743	951	173694	737	451	8725	375	9100	87	60	141	182794
Chandpur	73932	383	74315	330	231	3287	124	3411	14	32	88	77726
Feni	39093	309	39402	217	130	2309	92	2401	22	12	22	41803
Noakhali	93666	418	94084	421	123	6433	168	6601	39	17	84	100685
Lakshmipur	68365	299	68664	213	66	3752	195	3947	20	7	89	72611
Chattogram	112927	847	113774	601	393	7080	226	7306	55	38	129	121080
Cox's Bazar	87705	752	88457	515	266	7579	273	7852	66	55	136	96309
Rangamati	13268	88	13356	71	62	389	10	399	3	0	8	13755
Khagrachhari	16538	83	16621	67	48	502	5	507	3	2	6	17128
Bandarban	11475	174	11649	189	102	862	45	907	15	10	13	12556
<b>Chattogram Div.</b>	<b>758364</b>	<b>4716</b>	<b>763080</b>	<b>3916</b>	<b>2003</b>	<b>44718</b>	<b>1636</b>	<b>46354</b>	<b>431</b>	<b>241</b>	<b>791</b>	<b>809434</b>
Sylhet	97125	712	97837	553	104	5921	133	6054	68	29	67	103891
Habiganj	41910	270	42180	302	95	3377	70	3447	10	3	25	45627
Moulavi Bazar	39343	276	39619	286	129	1432	47	1479	15	13	13	41098
Sunamganj	46948	637	47585	444	225	3848	152	4000	36	20	51	51585
<b>Sylhet Div.</b>	<b>225326</b>	<b>1895</b>	<b>227221</b>	<b>1585</b>	<b>553</b>	<b>14578</b>	<b>402</b>	<b>14980</b>	<b>129</b>	<b>65</b>	<b>156</b>	<b>242201</b>
<b>National</b>	<b>3999058</b>	<b>29191</b>	<b>4028249</b>	<b>20337</b>	<b>16925</b>	<b>161241</b>	<b>6202</b>	<b>167443</b>	<b>1876</b>	<b>1806</b>	<b>3668</b>	<b>4195692</b>

Name of District	IUD											Total IUD
	Normal					Postpartum						
	Old	New	Total	Drop out		Old	New	Total	Drop out		Postpartum Expire	
				No Methd	Switch Over				No Methd	Switch Over		
Dinajpur	9995	60	10055	35	34	340	14	354	4	3	10	10409
Thakurgaon	1794	6	1800	6	1	69	3	72	0	0	2	1872
Panchgarh	3962	10	3972	8	9	55	0	55	1	0	1	4027
Nilphamari	5532	41	5573	25	31	231	4	235	0	1	5	5808
Rangpur	13191	52	13243	67	14	547	4	551	2	1	9	13794
Kurigram	11605	92	11697	48	33	166	6	172	3	1	4	11869
Gaibandha	17067	54	17121	114	46	297	3	300	3	0	6	17421
Lalmonirhat	2602	32	2634	105	32	141	8	149	1	2	2	2783
<b>Rangpur Div.</b>	<b>65748</b>	<b>347</b>	<b>66095</b>	<b>408</b>	<b>200</b>	<b>1846</b>	<b>42</b>	<b>1888</b>	<b>14</b>	<b>8</b>	<b>39</b>	<b>67983</b>
Bogrua	19185	41	19226	64	25	226	7	233	5	0	6	19459
Joipurhat	3092	19	3111	4	9	48	0	48	0	0	2	3159
Naogaon	10105	42	10147	38	22	239	12	251	89	0	10	10398
Nawabganj	5280	22	5302	12	7	158	2	160	2	0	4	5462
Rajshahi	7089	35	7124	25	20	198	4	202	1	1	5	7326
Natore	7649	32	7681	19	17	168	9	177	3	3	7	7858
Pabna	21402	45	21447	76	18	204	10	214	15	1	2	21661
Serajganj	20445	149	20594	68	36	1481	9	1490	5	1	3	22084
<b>Rajshahi Div.</b>	<b>94247</b>	<b>385</b>	<b>94632</b>	<b>306</b>	<b>154</b>	<b>2722</b>	<b>53</b>	<b>2775</b>	<b>120</b>	<b>6</b>	<b>39</b>	<b>97407</b>
Kustia	4736	12	4748	14	10	63	2	65	1	0	3	4813
Meherpur	2040	1	2041	4	5	27	0	27	0	0	2	2068
Chuadanga	4410	22	4432	16	8	100	5	105	0	0	2	4537
Jhenaidaha	7213	21	7234	27	12	154	2	156	0	0	2	7390
Magura	3764	30	3794	6	10	175	7	182	7	0	1	3976
Narail	4380	4	4384	29	5	45	0	45	0	1	1	4429
Jashore	16767	36	16803	33	19	346	4	350	1	2	7	17153
Khulna	12739	56	12795	50	25	456	9	465	228	2	10	13260
Bagerhat	9670	38	9708	37	15	381	3	384	0	0	1	10092
Satkhira	9467	22	9489	17	4	428	2	430	1	2	5	9919
<b>Khulna Div.</b>	<b>75186</b>	<b>242</b>	<b>75428</b>	<b>233</b>	<b>113</b>	<b>2175</b>	<b>34</b>	<b>2209</b>	<b>238</b>	<b>7</b>	<b>34</b>	<b>77637</b>
Barguna	4285	29	4314	21	14	116	1	117	2	1	1	4431
Patuakhali	8162	40	8202	30	22	445	8	453	2	0	7	8655
Barishal	12021	36	12057	47	20	379	3	382	0	0	5	12439
Jhalakati	4479	10	4489	19	11	85	4	89	2	2	2	4578
Bhola	10788	31	10819	18	12	278	9	287	0	0	3	11106
Pirojpur	9055	30	9085	36	26	231	4	235	0	2	5	9320
<b>Barishal Div.</b>	<b>48790</b>	<b>176</b>	<b>48966</b>	<b>171</b>	<b>105</b>	<b>1534</b>	<b>29</b>	<b>1563</b>	<b>6</b>	<b>5</b>	<b>23</b>	<b>50529</b>

Name of District	IUD											Total IUD
	Normal					Postpartum						
	Old	New	Total	Drop out		Old	New	Total	Drop out		Postpartum Expire	
				No Methd	Switch Over				No Methd	Switch Over		
Gopalganj	4362	9	4371	14	4	102	1	103	0	0	4	4474
Madaripur	7396	43	7439	27	10	272	7	279	0	0	4	7718
Shariatpur	8987	42	9029	37	12	272	1	273	4	2	8	9302
Faridpur	14399	75	14474	65	20	298	10	308	2	1	23	14782
Rajbari	5965	25	5990	25	14	97	0	97	1	1	3	6087
Dhaka	21037	85	21122	40	23	782	21	803	3	2	9	21925
Gazipur	8915	21	8936	19	6	139	4	143	1	0	0	9079
Munshiganj	7430	13	7443	43	17	349	4	353	3	2	11	7796
Narayanganj	11494	41	11535	45	24	398	5	403	4	2	2	11938
Narsingdi	14872	34	14906	27	22	430	7	437	2	1	6	15343
Manikganj	6976	23	6999	21	15	89	3	92	0	0	7	7091
Tangail	20345	81	20426	72	25	311	4	315	3	5	5	20741
Kishoreganj	19042	73	19115	70	45	671	15	686	3	7	3	19801
<b>Dhaka Div.</b>	<b>151220</b>	<b>565</b>	<b>151785</b>	<b>505</b>	<b>237</b>	<b>4210</b>	<b>82</b>	<b>4292</b>	<b>26</b>	<b>23</b>	<b>85</b>	<b>156077</b>
Jamalpur	14599	29	14628	24	11	254	3	257	5	0	3	14885
Sherpur	6766	11	6777	12	9	61	4	65	0	0	3	6842
Mymensingh	21648	66	21714	42	41	625	7	632	12	2	3	22346
Netrokona	7618	19	7637	30	14	389	1	390	2	1	1	8027
<b>Mymensingh Div.</b>	<b>50631</b>	<b>125</b>	<b>50756</b>	<b>108</b>	<b>75</b>	<b>1329</b>	<b>15</b>	<b>1344</b>	<b>19</b>	<b>3</b>	<b>10</b>	<b>52100</b>
Brahmanbaria	17443	39	17482	140	31	610	14	624	3	1	9	18106
Cumilla	36843	208	37051	142	50	1998	95	2093	25	18	30	39144
Chandpur	12777	72	12849	62	44	1211	36	1247	2	7	25	14096
Feni	9934	48	9982	30	17	850	68	918	1	1	3	10900
Noakhali	18073	54	18127	66	10	1343	13	1356	3	2	12	19483
Lakshmipur	8007	15	8022	52	5	442	9	451	3	0	7	8473
Chattogram	41629	129	41758	155	53	1803	39	1842	4	2	31	43600
Cox's Bazar	11537	22	11559	50	7	1309	32	1341	3	0	14	12900
Rangamati	4946	16	4962	22	12	322	9	331	2	0	13	5293
Khagrachhari	3921	18	3939	18	5	192	5	197	0	0	0	4136
Bandarban	3845	15	3860	55	31	363	10	373	2	2	5	4233
<b>Chattogram Div.</b>	<b>168955</b>	<b>636</b>	<b>169591</b>	<b>792</b>	<b>265</b>	<b>10443</b>	<b>330</b>	<b>10773</b>	<b>48</b>	<b>33</b>	<b>149</b>	<b>180364</b>
Sylhet	15696	19	15715	46	16	889	8	897	6	0	23	16612
Habiganj	10040	7	10047	17	5	794	33	827	2	0	8	10874
Moulavi Bazar	10989	24	11013	40	20	501	22	523	4	3	5	11536
Sunamganj	12685	10	12695	39	12	750	17	767	2	0	3	13462
<b>Sylhet Div.</b>	<b>49410</b>	<b>60</b>	<b>49470</b>	<b>142</b>	<b>53</b>	<b>2934</b>	<b>80</b>	<b>3014</b>	<b>14</b>	<b>3</b>	<b>39</b>	<b>52484</b>
<b>National</b>	<b>704187</b>	<b>2536</b>	<b>706723</b>	<b>2665</b>	<b>1202</b>	<b>27193</b>	<b>665</b>	<b>27858</b>	<b>485</b>	<b>88</b>	<b>418</b>	<b>734581</b>

Name of District	Implant											Total Implant
	Normal			Drop out		Postpartum			Drop out		Postpartum Expire	
	Old	New	Total	No Methd	Switch Over	Old	New	Total	No Methd	Switch Over		
Dinajpur	40295	293	40588	129	212	2498	67	2565	10	10	82	43153
Thakurgaon	13434	78	13512	51	69	326	13	339	2	0	12	13851
Panchgarh	12625	56	12681	31	51	272	10	282	1	0	5	12963
Nilphamari	18862	58	18920	65	54	991	11	1002	1	5	40	19922
Rangpur	31678	156	31834	111	64	1330	21	1351	8	3	25	33185
Kurigram	18447	84	18531	84	72	793	9	802	3	3	24	19333
Gaibandha	28222	46	28268	133	91	993	7	1000	8	1	20	29268
Lalmonirhat	12706	57	12763	33	44	487	10	497	15	4	18	13260
<b>Rangpur Div.</b>	<b>176269</b>	<b>828</b>	<b>177097</b>	<b>637</b>	<b>657</b>	<b>7690</b>	<b>148</b>	<b>7838</b>	<b>48</b>	<b>26</b>	<b>226</b>	<b>184935</b>
Bogura	51671	256	51927	193	221	2454	52	2506	6	4	88	54433
Joipurhat	14595	164	14759	25	48	694	29	723	1	2	47	15482
Naogaon	22464	138	22602	113	111	837	11	848	5	3	32	23450
Nawabganj	6955	82	7037	18	47	249	6	255	7	0	10	7292
Rajshahi	20242	151	20393	74	101	1026	19	1045	3	0	16	21438
Natore	20296	167	20463	71	96	1150	42	1192	14	5	37	21655
Pabna	22562	84	22646	42	54	659	20	679	1	5	8	23325
Seraiganj	20998	95	21093	65	83	1119	15	1134	9	2	24	22227
<b>Rajshahi Div.</b>	<b>179783</b>	<b>1137</b>	<b>180920</b>	<b>601</b>	<b>761</b>	<b>8188</b>	<b>194</b>	<b>8382</b>	<b>46</b>	<b>21</b>	<b>262</b>	<b>189302</b>
Kustia	11993	95	12088	32	35	411	15	426	0	2	17	12514
Meherpur	3436	5	3441	6	8	70	0	70	0	1	0	3511
Chuadanga	9445	102	9547	18	34	314	18	332	3	8	22	9879
Jhenaidaha	16365	76	16441	56	41	698	22	720	1	4	12	17161
Magura	9488	39	9527	40	19	599	11	610	3	3	12	10137
Narail	6325	7	6332	14	8	224	2	226	0	0	1	6558
Jashore	29030	64	29094	58	53	1119	10	1129	2	2	24	30223
Khulna	29682	136	29818	91	47	980	14	994	3	2	192	30812
Bagerhat	13942	46	13988	27	25	915	2	917	1	592	14	14905
Satkhira	15690	33	15723	28	42	566	1	567	0	0	19	16290
<b>Khulna Div.</b>	<b>145396</b>	<b>603</b>	<b>145999</b>	<b>370</b>	<b>312</b>	<b>5896</b>	<b>95</b>	<b>5991</b>	<b>13</b>	<b>614</b>	<b>313</b>	<b>151990</b>
Barguna	12456	69	12525	30	31	726	14	740	5	10	23	13265
Patuakhali	22034	25	22059	61	62	1192	31	1223	3	3	14	23282
Barishal	20920	44	20964	59	37	1000	5	1005	2	3	25	21969
Jhalakati	6576	13	6589	20	4	259	2	261	2	2	3	6850
Bhola	21745	65	21810	50	53	788	19	807	35	0	3	22617
Pirojpur	11201	20	11221	40	21	677	3	680	11	2	237	11901
<b>Barishal Div.</b>	<b>94932</b>	<b>236</b>	<b>95168</b>	<b>260</b>	<b>208</b>	<b>4642</b>	<b>74</b>	<b>4716</b>	<b>58</b>	<b>20</b>	<b>305</b>	<b>99884</b>



Name of District	Implant											Total Implant
	Normal					Postpartum						
	Old	New	Total	Drop out		Old	New	Total	Drop out		Postpartum Expire	
				No Methd	Switch Over				No Methd	Switch Over		
Gopalganj	9539	10	9549	20	12	626	6	632	1	1	15	10181
Madaripur	15331	15	15346	31	20	740	3	743	1	0	14	16089
Shariatpur	8708	10	8718	16	9	586	27	613	4	0	11	9331
Faridpur	20075	132	20207	83	43	929	11	940	2	3	30	21147
Rajbari	14511	73	14584	40	45	640	16	656	1	2	24	15240
Dhaka	28086	55	28141	29	30	1562	19	1581	8	3	13	29722
Gazipur	15004	19	15023	44	11	522	4	526	1	0	11	15549
Munshiganj	10511	25	10536	31	39	643	10	653	1	7	16	11189
Narayanganj	17163	57	17220	42	40	925	2	927	9	3	17	18147
Narshingdi	13602	34	13636	19	15	713	5	718	1	0	136	14354
Manikganj	14390	87	14477	58	54	520	16	536	3	1	19	15013
Tangail	39413	128	39541	108	97	1150	15	1165	3	2	30	40706
Kishoreganj	31934	147	32081	97	62	1941	36	1977	8	7	37	34058
<b>Dhaka Div.</b>	<b>238267</b>	<b>792</b>	<b>239059</b>	<b>618</b>	<b>477</b>	<b>11497</b>	<b>170</b>	<b>11667</b>	<b>43</b>	<b>29</b>	<b>373</b>	<b>250726</b>
Jamalpur	28735	40	28775	65	42	1167	13	1180	5	2	15	29955
Sherpur	19201	82	19283	47	27	543	18	561	0	1	22	19844
Mymensingh	44079	110	44189	92	78	1968	8	1976	12	7	53	46165
Netrokona	21735	55	21790	62	45	1675	13	1688	3	9	23	23478
<b>Mymensingh Div.</b>	<b>113750</b>	<b>287</b>	<b>114037</b>	<b>266</b>	<b>192</b>	<b>5353</b>	<b>52</b>	<b>5405</b>	<b>20</b>	<b>19</b>	<b>113</b>	<b>119442</b>
Brahmanbaria	23326	29	23355	77	51	2588	16	2604	10	1	45	25959
Cumilla	39310	143	39453	174	50	3147	89	3236	24	18	41	42689
Chandpur	19336	61	19397	63	34	2321	21	2342	7	3	46	21739
Feni	11883	21	11904	24	32	1483	17	1500	2	1	5	13404
Noakhali	25699	54	25753	57	7	3561	9	3570	10	12	35	29323
Lakshmipur	15037	30	15067	37	10	1291	5	1296	3	2	23	16363
Chattogram	56728	58	56786	154	69	3646	14	3660	9	8	47	60446
Cox's Bazar	27176	54	27230	89	43	2784	28	2812	13	11	23	30042
Rangamati	10249	5	10254	13	8	434	1	435	0	1	20	10689
Khagrachhari	7090	6	7096	19	1	296	4	300	6	0	1	7396
Bandarban	6343	0	6343	43	22	638	0	638	8	0	1	6981
<b>Chattogram Div.</b>	<b>242177</b>	<b>461</b>	<b>242638</b>	<b>750</b>	<b>327</b>	<b>22189</b>	<b>204</b>	<b>22393</b>	<b>92</b>	<b>57</b>	<b>287</b>	<b>265031</b>
Sylhet	32073	18	32091	56	20	3106	9	3115	2	2	26	35206
Habiganj	14064	14	14078	17	11	2133	3	2136	1	2	17	16214
Moulavi Bazar	17315	25	17340	43	22	1176	2	1178	0	0	13	18518
Sunamganj	21845	18	21863	76	30	2720	8	2728	9	4	17	24591
<b>Sylhet Div.</b>	<b>85297</b>	<b>75</b>	<b>85372</b>	<b>192</b>	<b>83</b>	<b>9135</b>	<b>22</b>	<b>9157</b>	<b>12</b>	<b>8</b>	<b>73</b>	<b>94529</b>
<b>National</b>	<b>1275871</b>	<b>4419</b>	<b>1280290</b>	<b>3694</b>	<b>3017</b>	<b>74590</b>	<b>959</b>	<b>75549</b>	<b>332</b>	<b>794</b>	<b>1952</b>	<b>1355839</b>

Name of District	Permanent Method													Postpartum Expire	Total Permanent Method	Total Acceptors	CAR(%)	
	Male						Female											
	Normal			Postpartum			Total Male	Normal			Postpartum							Total Female
	Old	New	Total	Old	New	Total		Old	New	Total	Old	New	Total					
Dinajpur	44254	49	44303	67	4	71	44374	66263	86	66349	1906	129	2035	68384	0	112758	544904	82.0
Thakurgaon	14945	11	14956	2	0	2	14958	19645	13	19658	377	18	395	20053	0	35011	241084	79.1
Panchgarh	11574	9	11583	9	0	9	11592	12572	11	12583	351	42	393	12976	0	24568	191234	81.0
Nilphamari	19858	8	19866	62	0	62	19928	37895	34	37929	968	55	1023	38952	0	58880	337040	81.4
Rangpur	34892	30	34922	419	1	420	35342	35028	36	35064	2049	33	2082	37146	0	72488	504540	78.3
Kurigram	16646	4	16650	5	0	5	16655	22180	45	22225	387	20	407	22632	0	39287	414942	77.1
Gaibandha	22847	26	22873	12	1	13	22886	34384	84	34468	1059	70	1129	35597	0	58483	448395	81.0
Lalmonirhat	12634	6	12640	6	1	7	12647	22118	25	22143	479	41	520	22663	0	35310	226730	80.5
<b>Rangpur Div.</b>	<b>177650</b>	<b>143</b>	<b>177793</b>	<b>582</b>	<b>7</b>	<b>589</b>	<b>178382</b>	<b>250085</b>	<b>334</b>	<b>250419</b>	<b>7576</b>	<b>408</b>	<b>7984</b>	<b>258403</b>	<b>0</b>	<b>436785</b>	<b>2908869</b>	<b>80.0</b>
Bogura	26935	20	26955	52	2	54	27009	51862	51	51913	1275	105	1380	53293	0	80302	635773	82.2
Joipurhat	15317	13	15330	9	0	9	15339	19270	34	19304	331	30	361	19665	0	35004	178955	83.8
Naogaon	18127	13	18140	16	1	17	18157	68172	87	68259	1888	121	2009	70268	0	88425	472318	79.8
Nawabganj	15842	8	15850	6	0	6	15856	31989	95	32084	1051	66	1117	33201	0	49057	303162	80.1
Rajshahi	9264	4	9268	570	1	571	9839	67842	106	67948	4093	90	4183	72131	0	81970	503976	81.4
Natore	5022	4	5026	52	0	52	5078	51457	55	51512	1316	86	1402	52914	0	57992	340154	82.2
Pabna	11824	15	11839	16	0	16	11855	36982	55	37037	566	40	606	37643	0	49498	467252	79.1
Serajganj	11283	8	11291	4	0	4	11295	21050	75	21125	1241	54	1295	22420	0	33715	540254	81.7
<b>Rajshahi Div.</b>	<b>113614</b>	<b>85</b>	<b>113699</b>	<b>725</b>	<b>4</b>	<b>729</b>	<b>114428</b>	<b>348624</b>	<b>558</b>	<b>349182</b>	<b>11761</b>	<b>592</b>	<b>12353</b>	<b>361535</b>	<b>0</b>	<b>475963</b>	<b>3441844</b>	<b>81.1</b>
Kustia	4517	3	4520	23	0	23	4543	56998	56	57054	1858	111	1969	59023	0	63566	363481	78.9
Meherpur	532	0	532	0	0	0	532	23846	20	23866	685	32	717	24583	0	25115	128165	78.9
Chuadanga	1225	1	1226	0	0	0	1226	29180	28	29208	1195	87	1282	30490	0	31716	214547	82.4
Jhenaidaha	3070	4	3074	0	0	0	3074	44321	78	44399	1441	106	1547	45946	0	49020	308945	78.3
Magura	2157	4	2161	3	0	3	2164	18350	32	18382	946	37	983	19365	0	21529	150104	78.6
Narail	2554	2	2556	0	0	0	2556	14313	25	14338	505	27	532	14870	0	17426	122754	79.1
Jashore	21463	9	21472	104	1	105	21577	47228	37	47265	819	46	865	48130	0	69707	495813	80.4
Khulna	17612	12	17624	8	0	8	17632	33629	57	33686	666	35	701	34387	0	52019	402671	80.7
Bagerhat	12048	12	12060	33	0	33	12093	20218	33	20251	398	32	430	20681	0	32774	245910	80.9
Satkhira	11493	0	11493	1	0	1	11494	36930	39	36969	1043	47	1090	38059	0	49553	351608	80.2
<b>Khulna Div.</b>	<b>76671</b>	<b>47</b>	<b>76718</b>	<b>172</b>	<b>1</b>	<b>173</b>	<b>76891</b>	<b>325013</b>	<b>405</b>	<b>325418</b>	<b>9556</b>	<b>560</b>	<b>10116</b>	<b>335534</b>	<b>0</b>	<b>412425</b>	<b>2783998</b>	<b>80.0</b>
Barguna	13054	13	13067	12	2	14	13081	8492	19	8511	536	36	572	9083	0	22164	156647	79.0
Patuakhali	9976	12	9988	8	1	9	9997	17644	22	17666	942	48	990	18656	0	28653	271499	79.7
Barishal	9563	7	9570	30	0	30	9600	26961	32	26993	962	50	1012	28005	0	37605	327793	77.0
Jhalakati	4931	2	4933	0	1	1	4934	7763	16	7779	308	24	332	8111	0	13045	90039	78.2
Bhola	9674	2	9676	14	0	14	9690	9633	16	9649	138	14	152	9801	0	19491	300689	80.9
Pirojpur	6303	4	6307	10	0	10	6317	9567	8	9575	546	54	600	10175	0	16492	163520	79.6
<b>Barishal Div.</b>	<b>53501</b>	<b>40</b>	<b>53541</b>	<b>74</b>	<b>4</b>	<b>78</b>	<b>53619</b>	<b>80060</b>	<b>113</b>	<b>80173</b>	<b>3432</b>	<b>226</b>	<b>3658</b>	<b>83831</b>	<b>0</b>	<b>137450</b>	<b>1310187</b>	<b>79.1</b>

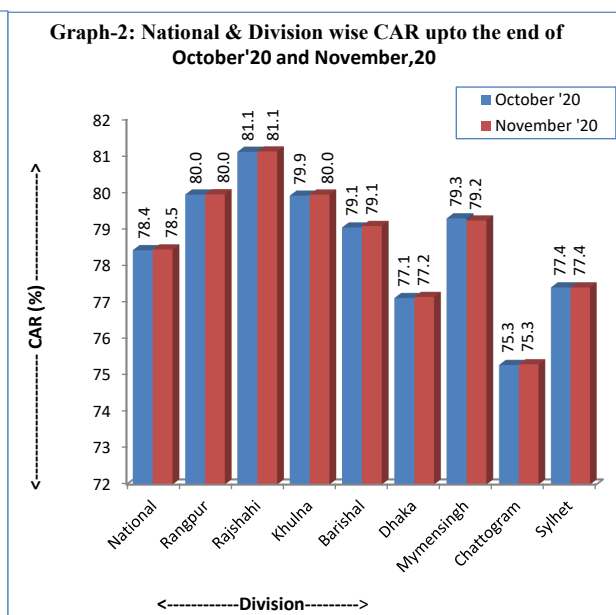
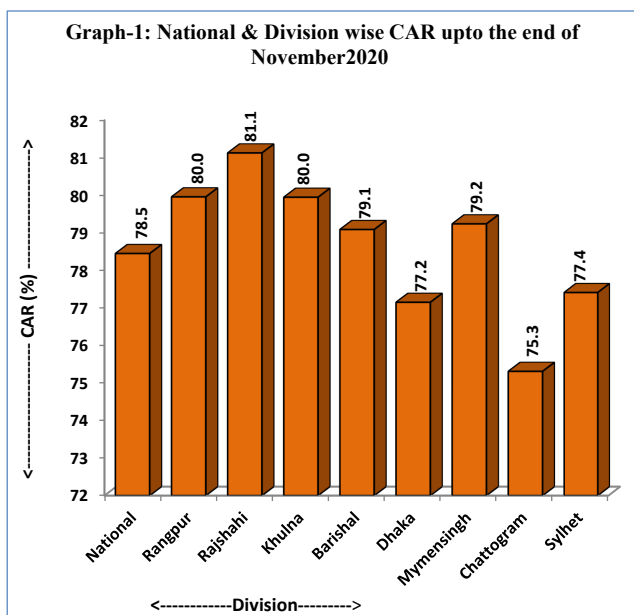
Name of District	Permanent Method														Postpartum Expire	Total Permanent Method	Total Acceptors	CAR(%)
	Male							Female										
	Normal			Postpartum			Total Male	Normal			Postpartum			Total Female				
	Old	New	Total	Old	New	Total		Old	New	Total	Old	New	Total					
Gopalganj	2769	17	2786	5	0	5	2791	19865	28	19893	573	52	625	20518	0	23309	176779	79.7
Madaripur	2667	1	2668	2	0	2	2670	14788	15	14803	509	41	550	15353	0	18023	183062	78.1
Shariatpur	4167	6	4173	127	0	127	4300	11574	47	11621	407	25	432	12053	0	16353	164638	76.3
Faridpur	8212	11	8223	0	1	1	8224	36538	93	36631	1200	101	1301	37932	0	46156	315031	79.2
Rajbari	5980	5	5985	252	2	254	6239	17131	17	17148	313	19	332	17480	0	23719	184461	78.6
Dhaka	22197	194	22391	131	5	136	22527	49281	56	49337	2336	205	2541	51878	0	74405	557559	75.6
Gazipur	4655	7	4662	3	0	3	4665	33381	21	33402	547	40	587	33989	0	38654	323748	76.0
Munshiganj	2223	5	2228	5	0	5	2233	27692	50	27742	1910	92	2002	29744	0	31977	226022	74.7
Narayanganj	13241	120	13361	64	6	70	13431	32469	36	32505	1263	60	1323	33828	0	47259	406282	75.6
Narsingdi	3291	7	3298	1	0	1	3299	31646	33	31679	2064	123	2187	33866	0	37165	325960	76.3
Manikganj	4166	32	4198	0	0	0	4198	29560	41	29601	872	86	958	30559	0	34757	237414	77.1
Tangail	19372	9	19381	8	1	9	19390	59358	28	59386	2060	138	2198	61584	0	80974	658920	77.5
Kishoreganj	13854	10	13864	41	1	42	13906	44336	141	44477	1537	94	1631	46108	0	60014	453278	79.8
<b>Dhaka Div.</b>	<b>106794</b>	<b>424</b>	<b>107218</b>	<b>639</b>	<b>16</b>	<b>655</b>	<b>107873</b>	<b>407619</b>	<b>606</b>	<b>408225</b>	<b>15591</b>	<b>1076</b>	<b>16667</b>	<b>424892</b>	<b>0</b>	<b>532765</b>	<b>4213154</b>	<b>77.2</b>
Jamalpur	15094	7	15101	34	0	34	15135	27920	30	27950	1021	72	1093	29043	0	44178	390978	79.9
Sherpur	8784	1	8785	0	0	0	8785	16501	19	16520	699	47	746	17266	0	26051	253211	78.6
Mymensingh	34138	32	34170	60	3	63	34233	44521	47	44568	928	99	1027	45595	0	79828	838702	79.3
Netrokona	15386	106	15492	177	0	177	15669	25212	25	25237	1320	57	1377	26614	0	42283	331134	78.7
<b>Mymensingh Div.</b>	<b>73402</b>	<b>146</b>	<b>73548</b>	<b>271</b>	<b>3</b>	<b>274</b>	<b>73822</b>	<b>114154</b>	<b>121</b>	<b>114275</b>	<b>3968</b>	<b>275</b>	<b>4243</b>	<b>118518</b>	<b>0</b>	<b>192340</b>	<b>1814025</b>	<b>79.2</b>
Brahmanbaria	6371	8	6379	16	0	16	6395	42318	84	42402	1219	77	1296	43698	0	50093	374057	70.0
Cumilla	19227	43	19270	34	1	35	19305	85961	86	86047	3796	181	3977	90024	0	109329	861887	76.2
Chandpur	5431	10	5441	12	1	13	5454	34351	30	34381	1564	96	1660	36041	0	41495	364210	76.7
Feni	1814	2	1816	6	0	6	1822	23750	14	23764	1751	115	1866	25630	0	27452	205935	72.7
Noakhali	7385	13	7398	48	1	49	7447	39846	37	39883	1866	88	1954	41837	0	49284	446053	75.6
Lakshmipur	3360	0	3360	1	0	1	3361	14879	18	14897	1571	29	1600	16497	0	19858	238875	72.5
Chattogram	12310	32	12342	26	0	26	12368	60230	45	60275	1640	69	1709	61984	0	74352	793814	74.5
Cox's Bazar	12762	22	12784	126	1	127	12911	14884	17	14901	835	29	864	15765	0	28676	344519	80.6
Rangamati	2939	5	2944	21	0	21	2965	4544	1	4545	72	6	78	4623	0	7588	82623	81.7
Khagrachhari	3879	9	3888	2	0	2	3890	4955	2	4957	22	0	22	4979	0	8869	89299	77.5
Bandarban	4509	12	4521	8	0	8	4529	2639	1	2640	24	5	29	2669	0	7198	59461	80.8
<b>Chattogram Div.</b>	<b>79987</b>	<b>156</b>	<b>80143</b>	<b>300</b>	<b>4</b>	<b>304</b>	<b>80447</b>	<b>328357</b>	<b>335</b>	<b>328692</b>	<b>14360</b>	<b>695</b>	<b>15055</b>	<b>343747</b>	<b>0</b>	<b>424194</b>	<b>3860733</b>	<b>75.3</b>
Sylhet	14293	36	14329	64	0	64	14393	45969	94	46063	1625	53	1678	47741	0	62134	466416	77.6
Habiganj	14223	10	14233	189	1	190	14423	30426	33	30459	1153	55	1208	31667	0	46090	304224	76.9
Moulavi Bazar	15155	11	15166	32	1	33	15199	30476	57	30533	890	49	939	31472	0	46671	261874	77.1
Sunamganj	14985	24	15009	143	4	147	15156	33147	131	33278	1019	70	1089	34367	0	49523	315934	78.0
<b>Sylhet Div.</b>	<b>58656</b>	<b>81</b>	<b>58737</b>	<b>428</b>	<b>6</b>	<b>434</b>	<b>59171</b>	<b>140018</b>	<b>315</b>	<b>140333</b>	<b>4687</b>	<b>227</b>	<b>4914</b>	<b>145247</b>	<b>0</b>	<b>204418</b>	<b>1348448</b>	<b>77.4</b>
<b>National</b>	<b>740275</b>	<b>1122</b>	<b>741397</b>	<b>3191</b>	<b>45</b>	<b>3236</b>	<b>744633</b>	<b>1993930</b>	<b>2787</b>	<b>1996717</b>	<b>70931</b>	<b>4059</b>	<b>74990</b>	<b>2071707</b>	<b>0</b>	<b>2816340</b>	<b>21681258</b>	<b>78.4</b>

**Table -12: Number of New and Total Acceptors upto the end of October,20 and November,20**

Method	New Acceptors		% Change of November '20 over October,20	Total Acceptors		% Change of November '20 over October,20
	October '20	November '20		October '20	November '20	
Per.Method (Male)	1647	1167	-29.1	746510	744633	-0.3
Per.Method (Female)	8191	6846	-16.4	2066932	2071707	0.2
Per.Method (Total)	9838	8013	-18.6	2813442	2816340	0.1
IUD	6146	6854	11.5	732502	731297	-0.2
Implant	25228	27230	7.9	1358899	1366309	0.5
Injectables	54865	55481	1.1	4203041	4206999	0.1
Oral Pill	111144	114563	3.1	10507863	10514365	0.1
Condom	41156	42342	2.9	2043257	2045948	0.1
<b>Total</b>	<b>248377</b>	<b>254483</b>	<b>2.5</b>	<b>21659004</b>	<b>21681258</b>	<b>0.1</b>

**Table -13: CAR(%) by Division upto the end of October 2020 and November 2020**

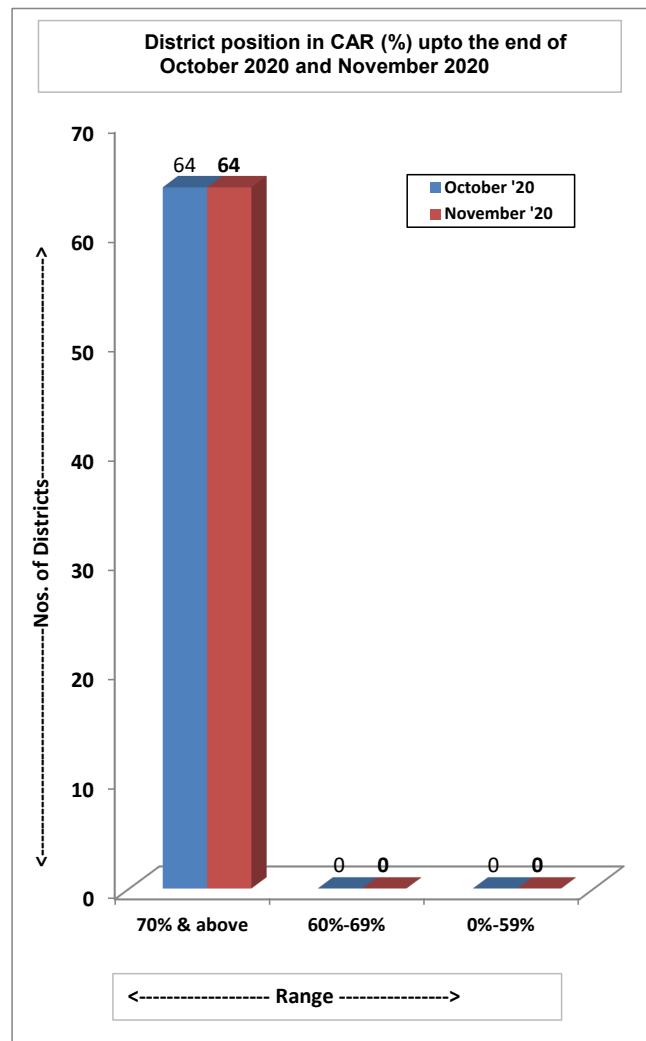
Division	October '20	November '20	% Change of November,20 over October'20
Rangpur	79.95	79.96	0.01
Rajshahi	81.12	81.13	0.01
Khulna	79.92	79.95	0.03
Barishal	79.05	79.09	0.04
Dhaka	77.12	77.15	0.03
Mymensingh	79.30	79.24	-0.06
Chattogram	75.29	75.31	0.02
Sylhet	77.41	77.41	0.00
<b>National</b>	<b>78.43</b>	<b>78.45</b>	<b>0.02</b>



**Table -14: District by Range of CAR upto the end of November 2020**

Range	Sl.No.	District	CAR (%)
70% & above	1	Joipurhat	83.8
	2	Chuadanga	82.39
	3	Natore	82.22
	4	Bogura	82.17
	5	Dinajpur	81.96
	6	Rangamati	81.74
	7	Serajganj	81.73
	8	Rajshahi	81.41
	9	Nilphamari	81.36
	10	Gaibandha	81.02
	11	Panchgarh	81
	12	Bagerhat	80.94
	13	Bhola	80.91
	14	Bandarban	80.78
	15	Khulna	80.66
	16	Cox's Bazar	80.6
	17	Lalmonirhat	80.47
	18	Jashore	80.43
	19	Satkhira	80.2
	20	Nawabganj	80.05
	21	Jamalpur	79.92
	22	Kishoreganj	79.81
	23	Naogaon	79.81
	24	Patuakhali	79.74
	25	Gopalganj	79.73
	26	Pirojpur	79.65
	27	Mymensingh	79.33
	28	Faridpur	79.23
	29	Pabna	79.11
	30	Thakurgaon	79.11
	31	Narail	79.09
	32	Barguna	78.97
	33	Kustia	78.92
	34	Meherpur	78.88
	35	Netrokona	78.68
	36	Sherpur	78.65
	37	Rajbari	78.64
	38	Magura	78.63
	39	Rangpur	78.27
	40	Jhenaidaha	78.27
	41	Jhalakati	78.2
	42	Madaripur	78.13
	43	Sunamganj	77.98
	44	Sylhet	77.55
	45	Tangail	77.52
	46	Khagrachhari	77.47
	47	Kurigram	77.11
	48	Moulavi Bazar	77.1
	49	Manikganj	77.05
	50	Barishal	77.03
	51	Habiganj	76.87
	52	Chandpur	76.68
	53	Shariatpur	76.27
	54	Narshingdi	76.26
	55	Cumilla	76.2
	56	Gazipur	75.96
	57	Dhaka	75.64
	58	Noakhali	75.64
	59	Narayanganj	75.61
	60	Munshiganj	74.71
	61	Chattogram	74.45
	62	Feni	72.67
	63	Lakshmipur	72.51
	64	Brahmanbaria	70

Range	Nos of Districts CAR (%)
70% & above	64
60% - 69%	Nil
0%-59%	Nil



**Table -15 : List of Upazila achieved CAR above 70% upto the end of November 2020**

Sl. No.	Name of District	Name of Upazila	Total Couples	Total Acceptors	CAR (%)	Sl. No.	Name of District	Name of Upazila	Total Couples	Total Acceptors	CAR (%)
1	Joipurhat	Panchbibi	54915	46248	84.2	77	Bagerhat	Mongla	27459	22384	81.5
2	Joipurhat	Khetlal	26525	22306	84.1	78	Nilphamari	Dimla	63070	51380	81.5
3	Joipurhat	Akkelpur	31163	26116	83.8	79	Pirojpur	Pirojpur Sadar	28502	23214	81.4
4	Joipurhat	Joypurhat Sadar	65869	55189	83.8	80	Jashore	Monirampur	97097	79042	81.4
5	Bogura	Sariakandi	50509	42279	83.7	81	Nilphamari	Saidpur	55884	45487	81.4
6	Rangamati	Kawkhali	10747	8983	83.6	82	Rajshahi	Godagari	73139	59530	81.4
7	Bogura	Kahaloo	55583	46420	83.5	83	Jashore	Bagherpara	48354	39348	81.4
8	Rangamati	Langadu	15856	13230	83.4	84	Jashore	Keshobpur	59737	48601	81.4
9	Bogura	Dhunot	68138	56852	83.4	85	Kishoreganj	Nikli	27406	22293	81.3
10	Chuadanga	Jiban Nagar	38959	32470	83.3	86	Lalmonirhat	Aditmari	49151	39978	81.3
11	Serajganj	Sirajganj Sadar	122867	102239	83.2	87	Bogura	Adamdighi	45681	37152	81.3
12	Bagerhat	Bagerhat Sadar	55054	45785	83.2	88	Manikganj	Saturia	38856	31591	81.3
13	Chuadanga	Chuadanga Sadar	70602	58674	83.1	89	Pabna	Santhia	90125	73232	81.3
14	Mymensingh	Mymensingh Sadar	144019	119685	83.1	90	Dinajpur	Parbatipur	83155	67568	81.3
15	Natore	Gurudashpur	53013	44050	83.1	91	Gaibandha	Palashbari	59237	48131	81.3
16	Cox's Bazar	Chakaria	85490	71033	83.1	92	Bagerhat	Morralganj	58902	47847	81.2
17	Joipurhat	Kalai	35085	29096	82.9	93	Satkhira	Kaliganj	67476	54808	81.2
18	Rajshahi	Bagmara	88877	73566	82.8	94	Lalmonirhat	Patgram	48193	39133	81.2
19	Chuadanga	Alamdanga	81239	67211	82.7	95	Rajshahi	Durgapur	44667	36268	81.2
20	Bogura	Shibganj	91006	75284	82.7	96	Nawabganj	Bholahat	25351	20584	81.2
21	Gaibandha	Sundarganj	114582	94778	82.7	97	Patuakhali	Dashmina	27955	22682	81.1
22	Rangamati	Naniarchar	9337	7721	82.7	98	Jashore	Jessore Sadar	152326	123556	81.1
23	Bagerhat	Kachua	20567	17001	82.7	99	Kishoreganj	Katiadi	62135	50375	81.1
24	Rangamati	Rajasthali	4689	3875	82.6	100	Satkhira	Debhata	27219	22066	81.1
25	Dinajpur	Biroul	55376	45752	82.6	101	Bagerhat	Sarankhola	20795	16858	81.1
26	Dinajpur	Chirir Bandar	66015	54507	82.6	102	Panchgarh	Debiganj	55785	45216	81.1
27	Dinajpur	Birganj	73278	60503	82.6	103	Bandarban	Naikhongchhari	11945	9681	81
28	Naogaon	Manda	92209	76118	82.5	104	Panchgarh	Panchgarh Sadar	63241	51243	81
29	Nilphamari	Nilphamari Sadar	104436	86205	82.5	105	Cox's Bazar	Teknaf	53142	43039	81
30	Natore	Lalpur	67880	56015	82.5	106	Kishoreganj	Bhariab	60755	49201	81
31	Bagerhat	Fakirhat	30537	25183	82.5	107	Bogura	Bogra Sadar	93705	76683	81
32	Bhola	Lalmohan	64206	52948	82.5	108	Serajganj	Kamarkhand	30920	25027	80.9
33	Bhola	Monpura	15361	12664	82.4	109	Rajshahi	Bagha	43005	34808	80.9
34	Bogura	Dupchanchia	44358	36568	82.4	110	Jhenaidaha	Kotchandpur	32033	25920	80.9
35	Khulna	Batiaghata	38776	31965	82.4	111	Dinajpur	Khanshama	44207	35769	80.9
36	Bogura	Shajahanpur	80602	66410	82.4	112	Naogaon	Porsa	30712	24841	80.9
37	Faridpur	Modhukhali	46521	38325	82.4	113	Rajshahi	Puthiya	49972	40416	80.9
38	Natore	Natore Sadar	105492	86885	82.4	114	Tangail	Modhupur	113803	92035	80.9
39	Dinajpur	Hakimpur	21496	17700	82.3	115	Bhola	Tajumuddin	26888	21737	80.8
40	Dinajpur	Dinajpur Sadar	101631	83682	82.3	116	Khulna	Dacope	31578	25524	80.8
41	Rangamati	Rangamati Sadar	20181	16616	82.3	117	Jhenaidaha	Harinakunda	43758	35363	80.8
42	Dinajpur	Birampur	35658	29337	82.3	118	Gaibandha	Gobindaganj	111315	89936	80.8
43	Bandarban	Bandarban Sadar	17208	14156	82.3	119	Serajganj	Tarash	47145	38085	80.8
44	Nilphamari	Domar	58096	47766	82.2	120	Jashore	Abhaynagar	55531	44853	80.8
45	Khulna	Digholia	94218	77456	82.2	121	Barguna	Patharghata	34338	27730	80.8
46	Bogura	Sonatola	39688	32598	82.1	122	Cumilla	Chouddagram	88246	71261	80.8
47	Satkhira	Assuni	57495	47218	82.1	123	Chuadanga	Damurhuda	69590	56192	80.7
48	Serajganj	Rayganj	69886	57383	82.1	124	Gopalganj	Muksudpur	56187	45365	80.7
49	Dinajpur	Bochaganj	34473	28291	82.1	125	Pirojpur	Bhandaria	25067	20237	80.7
50	Bandarban	Alikadam	10305	8457	82.1	126	Pirojpur	Indurkani	15975	12892	80.7
51	Natore	Singra	86734	71162	82	127	Pabna	Ishwardi	73190	59049	80.7
52	Serajganj	Shazadpur	114534	93955	82	128	Serajganj	Belkuchi	71538	57713	80.7
53	Rangamati	Belaichhari	4932	4045	82	129	Natore	Bagatipara	31090	25075	80.7
54	Panchagarh	Boda	58171	47701	82	130	Bhola	Charfashion	91889	74102	80.6
55	Serajganj	Ullahpara	123806	101502	82	131	Patuakhali	Golachipa	82222	66286	80.6
56	Cox's Bazar	Ramu	46416	38046	82	132	Gopalganj	Gopalganj Sadar	57584	46417	80.6
57	Natore	Baraigram	69523	56967	81.9	133	Gaibandha	Fulchhari	37079	29885	80.6
58	Nawabganj	Nachol	34260	28049	81.9	134	Khulna	Koyra	41381	33347	80.6
59	Rajshahi	Boalia (Sadar)	102283	83733	81.9	135	Kishoreganj	Austagram	29964	24146	80.6
60	Bhola	Bhola Sadar	87069	71272	81.9	136	Rangpur	Pirganj	96615	77835	80.6
61	Manikganj	Ghor	35934	29401	81.8	137	Sherpur	Sribordi	57664	46453	80.6
62	Khulna	Dumuria	65306	53390	81.8	138	Faridpur	Nagarkanda	38532	31040	80.6
63	Naogaon	Niamatpur	58653	47938	81.7	139	Rangamati	Barkal	7518	6056	80.6
64	Dinajpur	Fulbari	37023	30257	81.7	140	Kishoreganj	Tarail	31199	25122	80.5
65	Rangamati	Jurachhari	4500	3677	81.7	141	Bogura	Nandigram	43199	34782	80.5
66	Dinajpur	Kaharole	35665	29139	81.7	142	Rangpur	Pirgachha	75410	60709	80.5
67	Rajshahi	Poba	77524	63336	81.7	143	Rajshahi	Charghat	49235	39628	80.5
68	Rajshahi	Tanore	46393	37896	81.7	144	Naogaon	Patnitola	55024	44279	80.5
69	Cox's Bazar	Moheshkhali	59415	48525	81.7	145	Jamalpur	Melandaha	63209	50840	80.4
70	Dinajpur	Nawabganj	51339	41922	81.7	146	Meherpur	Mujibnagar	22599	18173	80.4
71	Jamalpur	Jamalpur Sadar	135251	110438	81.7	147	Naogaon	Naogaon Sadar	62838	50530	80.4
72	Kishoreganj	Kishoreganj Sadar	73566	60017	81.6	148	Gazipur	Gazipur Sadar	97745	78597	80.4
73	Bogura	Sherpur	85596	69830	81.6	149	Bhola	Daulatkhan	34927	28081	80.4
74	Gaibandha	Sadullahpur	72004	58734	81.6	150	Thakurgaon	Ranisankail	50042	40232	80.4
75	Bogura	Gabtal	74678	60915	81.6	151	Nawabganj	Gomostapur	65679	52786	80.4
76	Lalmonirhat	Hatibandha	52031	42438	81.6	152	Serajganj	Kazipur	57836	46443	80.3
153	Khulna	Paikgachha	58806	47220	80.3	231	Habiganj	Lakhai	29451	23351	79.3
154	Kurigram	Chilimari	31705	25457	80.3	232	Magura	Shailkha	32076	25426	79.3
155	Chattogram	Banskhali	81325	65296	80.3	233	Faridpur	Saltha	34992	27731	79.2
156	Manikganj	Shibalaya	35275	28321	80.3	234	Pabna	Atghoria	35981	28513	79.2
157	Jamalpur	Dewanganj	59827	48028	80.3	235	Nawabganj	(Sadar)	120358	95350	79.2
158	Panchagarh	Tentulia	29595	23741	80.2	236	Kustia	Daulatpur	110534	87517	79.2
159	Pirojpur	Nesarabad	41154	33002	80.2	237	Habiganj	Azmiriganj	20643	16339	79.2
160	Bandarban	Thanchi	4347	3485	80.2	238	Barguna	Amtali	66405	52552	79.1
161	Dinajpur	Ghoraghat	25544	20477	80.2	239	Kustia	Kumarkhali	73477	58143	79.1
162	Gaibandha	Gaibandha Sadar	103207	82718	80.1	240	Rajbari	Kalukhali	33563	26551	79.1
163	Bandarban	Ruma	4909	3934	80.1	241	Mymensingh	Dhubaura	41310	32673	79.1

Sl. No.	Name of District	Name of Upazila	Total Couples	Total Acceptors	CAR (%)	Sl. No.	Name of District	Name of Upazila	Total Couples	Total Acceptors	CAR (%)
164	Jashore	Sarsa	80072	64164	80.1	242	Rajshahi	Mohanpur	43998	34795	79.1
165	Patuakhali	Dumki	13419	10753	80.1	243	Narail	Lohagara	47798	37789	79.1
166	Cox's Bazar	Pekua	33254	26644	80.1	244	Kishoreganj	Itna	33044	26124	79.1
167	Naogaon	Sapahar	39621	31744	80.1	245	Jhenaidaha	Moheshpur	72554	57355	79.1
168	Khagrachhari	Lakshmichhari	5686	4555	80.1	246	Sylhet	Sylhet Sadar	163899	129516	79
169	Jamalpur	Sharishabari	66789	53494	80.1	247	Kurigram	Fulbari	41956	33154	79
170	Jhalakati	Rajapur	24102	19303	80.1	248	Rangpur	Taraganj	36041	28478	79
171	Faridpur	Faridpur Sadar	96893	77568	80.1	249	Mymensingh	Fulbari	87791	69367	79
172	Nilphamari	Jaldhaka	78431	62774	80	250	Sylhet	Jakiganj	37021	29231	79
173	Pabna	Chatmohor	74726	59794	80	251	Kurigram	Char Rajibpur	23219	18332	79
174	Sherpur	Jhenaigati	37831	30270	80	252	Barishal	Uzirpur	47773	37716	78.9
175	Meherpur	Meherpur Sadar	62377	49894	80	253	Kishoreganj	Bazitpur	45869	36209	78.9
176	Madaripur	Madaripur Sadar	71915	57516	80	254	Gaibandha	Shaghata	56015	44213	78.9
177	Nawabganj	Shibganj	133063	106393	80	255	Kishoreganj	Mithamoin	24344	19211	78.9
178	Barguna	Bmna	14601	11671	79.9	256	Habiganj	Habiganj Sadar	64067	50530	78.9
179	Nilphamari	Kishoreganj	54345	43428	79.9	257	Rajbari	Goalunda Ghat	25838	20375	78.9
180	Netrokona	Netrokona Sadar	69677	55674	79.9	258	Satkhira	Kolaroa	52261	41203	78.8
181	Rangpur	Gangachara	68961	55081	79.9	259	Jashore	Jhikarghachha	70555	55626	78.8
182	Faridpur	Alphadanga	23002	18371	79.9	260	Narail	Narail Sadar	62423	49205	78.8
183	Netrokona	Barhatta	34635	27660	79.9	261	Kustia	Khoksa	30647	24157	78.8
184	Satkhira	Shyamnagar	75152	59983	79.8	262	Bagerhat	Mollahat	27451	21628	78.8
185	Gopalganj	Kasiani	44384	35422	79.8	263	Tangail	Bhuapur	43920	34602	78.8
186	Cumilla	Debidwar	93007	74212	79.8	264	Mymensingh	Haluaghat	67474	53108	78.7
187	Sunamganj	Chhatak	55716	44456	79.8	265	Patuakhali	Kalapara	53346	41988	78.7
188	Khagrachhari	Matiranga	25448	20303	79.8	266	Sylhet	Gowainghat	54551	42931	78.7
189	Kustia	Bheramara	52059	41531	79.8	267	Kustia	Mirpur	78456	61737	78.7
190	Magura	Magura Sadar	78289	62438	79.8	268	Kishoreganj	Kuliarchar	36062	28359	78.6
191	Sherpur	Nalitabari	58224	46435	79.8	269	Rangpur	Rangpur Sadar	138431	108861	78.6
192	Sunamganj	Jogonnathpur	34590	27566	79.7	270	Netrokona	Kendua	59290	46597	78.6
193	Serajganj	Chouhali	22471	17907	79.7	271	Barishal	Gournadi	37302	29311	78.6
194	Lalmonirhat	Kaliganj	53494	42615	79.7	272	Sunamganj	Bishwamvarpur	27994	21987	78.5
195	Jhalakati	Kathalia	21290	16954	79.6	273	Rajbari	Rajbari Sadar	72377	56846	78.5
196	Netrokona	Atpara	26302	20944	79.6	274	Cox's Bazar	Coxs Bazar Sadar	83944	65896	78.5
197	Panchagarh	Atowari	29303	23333	79.6	275	Gazipur	Sreepur	103007	80825	78.5
198	Satkhira	Satkhira Sadar	95151	75745	79.6	276	Chandpur	Chandpur Sadar	74593	58503	78.4
199	Mymensingh	Trisal	92618	73711	79.6	277	Bandarban	Rowangchhari	5486	4302	78.4
200	Madaripur	Shibchar	58833	46814	79.6	278	Sunamganj	Sadar (South)	29070	22793	78.4
201	Bandarban	Lama	19412	15446	79.6	279	Naogaon	Badalgachhi	48964	38386	78.4
202	Rangamati	Baghaichhari	12768	10159	79.6	280	Netrokona	Mohonganj	31739	24876	78.4
203	Habiganj	Baniachhong	58560	46585	79.6	281	Bagerhat	Rampal	34521	27054	78.4
204	Thakurgaon	Haripur	31743	25246	79.5	282	Naogaon	Atrai	46816	36667	78.3
205	Mymensingh	Ishwarganj	82328	65475	79.5	283	Kustia	Kushitia Sadar	115419	90396	78.3
206	Naogaon	Mohadebpur	69601	55339	79.5	284	Barguna	Betagi	23431	18342	78.3
207	Narail	Kalia	44986	35760	79.5	285	Rangamati	Kaptai	10557	8261	78.3
208	Sunamganj	Dharmapasa	44786	35599	79.5	286	Mymensingh	Gafargaon	87990	68851	78.2
209	Khulna	Rupsha	38639	30711	79.5	287	Netrokona	Modan	27521	21531	78.2
210	Pabna	Bera	58415	46428	79.5	288	Faridpur	Char Bhadrashonj	13050	10209	78.2
211	Satkhira	Tala	63648	50585	79.5	289	Tangail	Tangail Sadar	121242	94828	78.2
212	Khulna	Khulna Sadar	75572	60054	79.5	290	Chandpur	Faridganj	84365	65984	78.2
213	Mymensingh	Mukttagacha	90312	71766	79.5	291	Mymensingh	Phulpur	125337	98027	78.2
214	Thakurgaon	Thakurgaon Sadar	130828	103908	79.4	292	Jamalpur	Madarganj	54236	42406	78.2
215	Netrokona	Kalmakanda	51609	40988	79.4	293	Cox's Bazar	Ukhiya	41548	32466	78.1
216	Cumilla	Brahmanpara	42034	33375	79.4	294	Netrokona	Durgapur	46614	36422	78.1
217	Patuakhali	Bauphal	67471	53563	79.4	295	Moulavi Bazar	Rajnagar	41521	32432	78.1
218	Kishoreganj	Karimganj	55949	44415	79.4	296	Barishal	Bakerganj	64937	50722	78.1
219	Pabna	Bhangoora	29817	23666	79.4	297	Mymensingh	Nandail	83899	65520	78.1
220	Mymensingh	Gouripur	63311	50244	79.4	298	Shariatpur	Goshairhat	30439	23759	78.1
221	Patuakhali	Patuakhali Sadar	71565	56788	79.4	299	Kishoreganj	Hossainpur	39135	30545	78.1
222	Jamalpur	Bakshiganj	42197	33483	79.3	300	Sunamganj	Sulla	20157	15731	78
223	Kurigram	Rajarhat	47822	37942	79.3	301	Gopalganj	Tungipara	19460	15184	78
224	Khulna	Fultala	28570	22663	79.3	302	Faridpur	Bhanga	56054	43730	78
225	Pirojpur	Kawkhali	12455	9879	79.3	303	Sunamganj	Tahirpur	37450	29202	78
226	Tangail	Gopalpur	58052	46044	79.3	304	Gopalganj	Kotalipara	44111	34391	78
227	Patuakhali	Mirzaganj	24510	19439	79.3	305	Magura	Sripur	37402	29159	78
228	Lalmonirhat	Lalmonirhat Sadar	78900	62566	79.3	306	Noakhali	Chatkhil	45210	35246	78
229	Pirojpur	Nazirpur	32791	26002	79.3	307	Khagrachhari	Manikchhari	11801	9200	78
230	Rajbari	Pangsha	57379	45496	79.3	308	Sylhet	Golapganj	48700	37951	77.9
309	Thakurgaon	Pirganj	49171	38311	77.9	387	Sunamganj	Dowara Bazar	40928	31278	76.4
310	Cox's Bazar	Kutubdia	24221	18870	77.9	388	Barishal	Agailjhara	28557	21816	76.4
311	Moulavi Bazar	Moulavi Bazar Sadar	55107	42923	77.9	389	Cumilla	Barura	90089	68815	76.4
312	Moulavi Bazar	Barlekha	44052	34306	77.9	390	Tangail	Basail	39472	30149	76.4
313	Khagrachhari	Panchhari	11895	9263	77.9	391	Noakhali	Hatiya	76631	58522	76.4
314	Shariatpur	Janjira	33308	25936	77.9	392	Jhenaidaha	Saikupa	81737	62421	76.4
315	Sherpur	Sherpur Sadar	123724	96305	77.8	393	Cumilla	Monohargonj	50644	38668	76.4
316	Naogaon	Rani Nagar	42724	33255	77.8	394	Brahmanbaria	Ashuganj	28988	22131	76.3
317	Narshingdi	Narshingdi Sadar	124430	96833	77.8	395	Faridpur	Boalmari	54019	41208	76.3
318	Barguna	Barguna Sadar	59593	46352	77.8	396	Kurigram	Roumari	45085	34387	76.3
319	Bagerhat	Chitalmari	28516	22170	77.7	397	Narshingdi	Raipura	113323	86387	76.2
320	Bhola	Borhanuddin	51315	39885	77.7	398	Rangpur	Kaunia	47665	36332	76.2
321	Dhaka	Savar	149579	116255	77.7	399	Sunamganj	Dherai	40677	30954	76.1
322	Thakurgaon	Baliadangi	42969	33387	77.7	400	Habiganj	Chunarughat	62229	47354	76.1
323	Jhenaidaha	Kaliganj	63584	49392	77.7	401	Chattogram	Hathazari	73953	56266	76.1
324	Faridpur	Sadarpur	34566	26849	77.7	402	Chandpur	Matlab (South)	43526	33098	76
325	Jhenaidaha	Jhenaidaha Sadar	101073	78494	77.7	403	Feni	Parshuram	20357	15459	75.9
326	Netrokona	Khaliajhuri	17336	13455	77.6	404	Sunamganj	Jamalganj	30178	22906	75.9
327	Pirojpur	Mathbaria	49360	38294	77.6	405	Chattogram	Doublemooring	45155	34246	75.8
328	Kurigram	Kurigram Sadar	72752	56436	77.6	406	Cumilla	Laksham	57461	43578	75.8
329	Narayanganj	Narayanganj Sadar	199244	154548	77.6	407	Sherpur	Nakla	44515	33748	75.8
330	Pabna	Pabna Sadar	137049	106279	77.5	408	Khagrachhari	Mahalchhari	9742	7384	75.8

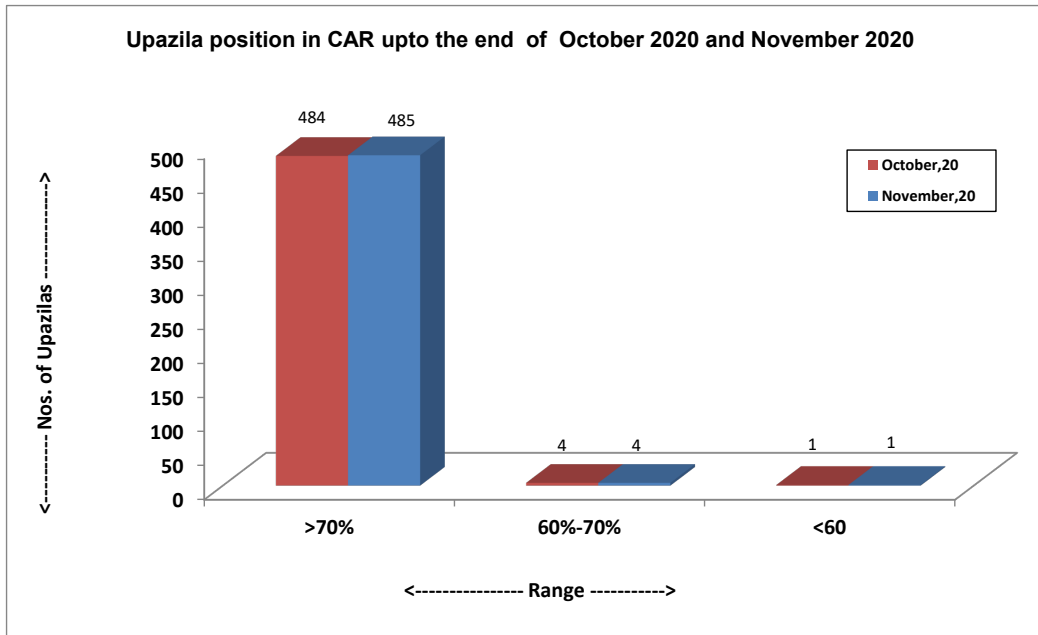
Sl. No.	Name of District	Name of Upazila	Total Couples	Total Acceptors	CAR (%)	Sl. No.	Name of District	Name of Upazila	Total Couples	Total Acceptors	CAR (%)
331	Meherpur	Gagni	77514	60098	77.5	409	Shariatpur	Naria	41374	31353	75.8
332	Rajbari	Baliakandi	45394	35193	77.5	410	Noakhali	Kabirhat	37352	28296	75.8
333	Moulavi Bazar	Juri	25718	19926	77.5	411	Narshingdi	Palash	43024	32577	75.7
334	Khagrachhari	Dighinala	18082	14005	77.5	412	Cumilla	Meghna	22894	17325	75.7
335	Tangail	Ghatail	103322	79993	77.4	413	Moulavi Bazar	Komolganj	46984	35554	75.7
336	Sylhet	Kanaighat	48318	37391	77.4	414	Chandpur	Sharasti	48957	37029	75.6
337	Sylhet	Jaintapur	30747	23781	77.3	415	Noakhali	Sudharam (Sadar)	91075	68881	75.6
338	Mymensingh	Bhaluka	90869	70275	77.3	416	Munshiganj	Tongibari	38883	29399	75.6
339	Tangail	Kalihati	90734	70169	77.3	417	Barishal	Barisal Sadar	83654	63147	75.5
340	Narayanganj	Bandar	67525	52204	77.3	418	Sylhet	Companiganj	28387	21425	75.5
341	Shariatpur	Damoddyia	23476	18149	77.3	419	Sylhet	Biani Bazar	34172	25787	75.5
342	Madaripur	Kalkini	55413	42838	77.3	420	Barishal	Hizla	25522	19249	75.4
343	Gazipur	Tongi	37005	28604	77.3	421	Cumilla	South	84055	63309	75.3
344	Dhaka	Keraniganj	144335	111491	77.2	422	Cumilla	Muradnagar	112604	84811	75.3
345	Pabna	Faridpur	28156	21748	77.2	423	Feni	Feni Sadar	94018	70754	75.3
346	Cumilla	Titash	37765	29170	77.2	424	Shariatpur	Palong (Sadar)	42482	31950	75.2
347	Jhalakati	Nalchhiti	34253	26452	77.2	425	Gazipur	Kaliganj	55693	41866	75.2
348	Habiganj	Nabiganj	59695	46099	77.2	426	Noakhali	Begumganj	113011	84932	75.2
349	Jamalpur	Islampur	67715	52289	77.2	427	Tangail	Shakhipur	68939	51794	75.1
350	Barishal	Banaripara	29414	22700	77.2	428	Sylhet	Biswanath	30976	23259	75.1
351	Khulna	Terokhada	26367	20341	77.1	429	Narayanganj	Rupganj	96687	72587	75.1
352	Lakshmipur	Ramgoti	35425	27321	77.1	430	Noakhali	Sonaimuri	66397	49840	75.1
353	Habiganj	Bahubal	35839	27636	77.1	431	Noakhali	Subarna Char	54046	40547	75
354	Narshingdi	Belaboo	41811	32239	77.1	432	Lakshmipur	Kamalagar	34381	25786	75
355	Cumilla	Adarsho Sadar	112959	87072	77.1	433	Narshingdi	Monohordi	45810	34350	75
356	Sylhet	Balaganj	49895	38458	77.1	434	Tangail	Nagarpur	66660	50054	74.9
357	Chandpur	Hajiganj	63936	49280	77.1	435	Dhaka	Dhamrai	90088	67432	74.9
358	Chattogram	Boalkhali	47033	36237	77	436	Chattogram	Sandwip	59692	44654	74.8
359	Jashore	Chowgachha	52747	40623	77	437	Shariatpur	Bhedarganj	44784	33491	74.8
360	Jhalakati	Jhalakati Sadar	35490	27330	77	438	Chattogram	Rangunia	75845	56718	74.8
361	Tangail	Mirzapur	95774	73649	76.9	439	Feni	Sonagazi	55136	41217	74.8
362	Dhaka	Tejgaon	148458	114118	76.9	440	Cumilla	Chandina	77993	58276	74.7
363	Pabna	Sujanagar	63178	48543	76.8	441	Kurigram	Ulipur	105965	79105	74.7
364	Manikganj	Daulatpur	35302	27122	76.8	442	Madaripur	Rajoir	48149	35894	74.5
365	Kishoreganj	Pakundia	48499	37261	76.8	443	Chattogram	Sitakunda	79071	58904	74.5
366	Barishal	Muladi	31251	23997	76.8	444	Tangail	Delduar	47869	35603	74.4
367	Khagrachhari	Khagrachhari Sadar	19668	15097	76.8	445	Naogaon	Dhamoirhat	44667	33221	74.4
368	Sunamganj	Sunamganj Sadar	43596	33462	76.8	446	Munshiganj	Munshiganj Sadar	82169	60968	74.2
369	Gazipur	Kaliakair	60758	46620	76.7	447	Munshiganj	Gazaria	31659	23489	74.2
370	Kurigram	Bhurungamari	66569	51077	76.7	448	Chandpur	Motlab (North)	58319	43257	74.2
371	Kurigram	Nageswari	103045	79052	76.7	449	Rangpur	Badarganj	66567	49367	74.2
372	Barishal	Mehendiganj	50654	38857	76.7	450	Chattogram	Anwara	48237	35767	74.1
373	Magura	Mohammadpur	43126	33081	76.7	451	Cumilla	Homna	40982	30366	74.1
374	Manikganj	Manikganj Sadar	66082	50689	76.7	452	Cumilla	Nangolkot	77651	57532	74.1
375	Munshiganj	Serajdikhan	59326	45487	76.7	453	Chandpur	Haimchar	18398	13626	74.1
376	Chattogram	Rawzan	64170	49193	76.7	454	Dhaka	Mirpur	85373	63210	74
377	Moulavi Bazar	Kulaura	61921	47462	76.6	455	Narayanganj	Sonargaon	88826	65730	74
378	Chattogram	Panchlaish	32298	24744	76.6	456	Noakhali	Companiganj	50794	37542	73.9
379	Moulavi Bazar	Sreemongal	64331	49271	76.6	457	Manikganj	Harirampur	32541	24047	73.9
380	Sylhet	South Shurma	55952	42853	76.6	458	Munshiganj	Lohajong	31538	23305	73.9
381	Barishal	Babuganj	26483	20278	76.6	459	Brahmanbaria	Akhaura	31052	22926	73.8
382	Netrokona	Purbadhala	56160	42987	76.5	460	Narshingdi	Shibpur	59045	43574	73.8
383	Noakhali	Senbag	55200	42247	76.5	461	Chattogram	Satkania	71270	52590	73.8
384	Chandpur	Kachua	82902	63433	76.5	462	Feni	Fulgazi	24711	18234	73.8
385	Lakshmipur	Ramganj	61389	46950	76.5	463	Sylhet	Fenchuganj	18789	13833	73.6
386	Rangpur	Mithapukur	114908	87877	76.5	464	Munshiganj	Srinagar	58967	43374	73.6
465	Brahmanbaria	Kashba	65864	48402	73.5	476	Chattogram	Fatichhari	108690	78563	72.3
466	Brahmanbaria	Bijoy Nagar	52124	38249	73.4	477	Manikganj	Singair	64137	46243	72.1
467	Khagrachhari	Ramgarh	12942	9492	73.3	478	Narayanganj	Araihazar	85041	61213	72
468	Brahmanbaria	Brahmanbaria Sadar	79786	58413	73.2	479	Chattogram	Chandanaish	45419	32621	71.8
469	Chattogram	Kamaphuli	27685	20263	73.2	480	Chattogram	Mirshari	85236	61060	71.6
470	Cumilla	Daudkandi	74248	54163	72.9	481	Brahmanbaria	Nasirnagar	57207	40701	71.1
471	Cumilla	Burichong	68519	49954	72.9	482	Habiganj	Madhabpur	65292	46330	71
472	Lakshmipur	Raipur	59446	43228	72.7	483	Feni	Dagonbhuiyan	53773	38146	70.9
473	Brahmanbaria	Sarail	57125	41423	72.5	484	Brahmanbaria	Nabinagar	98386	69483	70.6
474	Chattogram	Patiya	70211	50781	72.3	485	Chattogram	Lohagora	50917	35911	70.5
475	Dhaka	Navabganj	71252	51516	72.3						



Sl. No.	Name of District	Name of Upazila	Total Couples	Total Acceptors	CAR (%)	Sl. No.	Name of District	Name of Upazila	Total Couples	Total Acceptors	CAR (%)
---------	------------------	-----------------	---------------	-----------------	---------	---------	------------------	-----------------	---------------	-----------------	---------

**Table-16: List of Upazila achieved CAR 50-70% up to the end of November 2020**

Sl. No.	Name of District	Name of Upazila	Total Couples	Total Acceptors	CAR (%)
1	Dhaka	Dohar	48050	33537	69.8
2	Lakshmipur	Lakshmipur Sadar	138819	95590	68.9
3	Gazipur	Kapasia	72022	47236	65.6
4	Feni	Chhagalnaiya	35386	22125	62.5
5	Brahmanbaria	Bancharampur	63857	32329	50.6



**Table -17: Method wise Dropout and Switch Over by Division upto the end of November**

Division	Number of Acceptors dropped out and Switch Over									
	Oral Pill		Condom		Injectable		IUD		Implant	
	No Method	Switch Over	No Method	Switch Over	No Method	Switch Over	No Method	Switch Over	No Method	Switch Over
Rangpur	7467	6383	2003	1358	4078	3897	432	325	1440	1515
Rajshahi	9621	7083	3456	2979	4226	4949	424	248	1208	1624
Khulna	8691	5003	2808	1699	2969	2562	601	200	945	908
Barisal	3826	2995	1014	655	2976	1748	299	488	645	526
Dhaka	12273	7799	4764	3184	4974	3623	898	505	1857	1746
Mymensingh	5441	3210	1200	645	2102	1547	295	156	735	699
Chattogram	9937	5566	3465	1668	5411	3124	1562	587	2155	1320
Sylhet	6487	2290	2835	712	2746	986	271	150	791	415
<b>National</b>	<b>63743</b>	<b>40329</b>	<b>21545</b>	<b>12900</b>	<b>29482</b>	<b>22436</b>	<b>4782</b>	<b>2659</b>	<b>9776</b>	<b>8753</b>

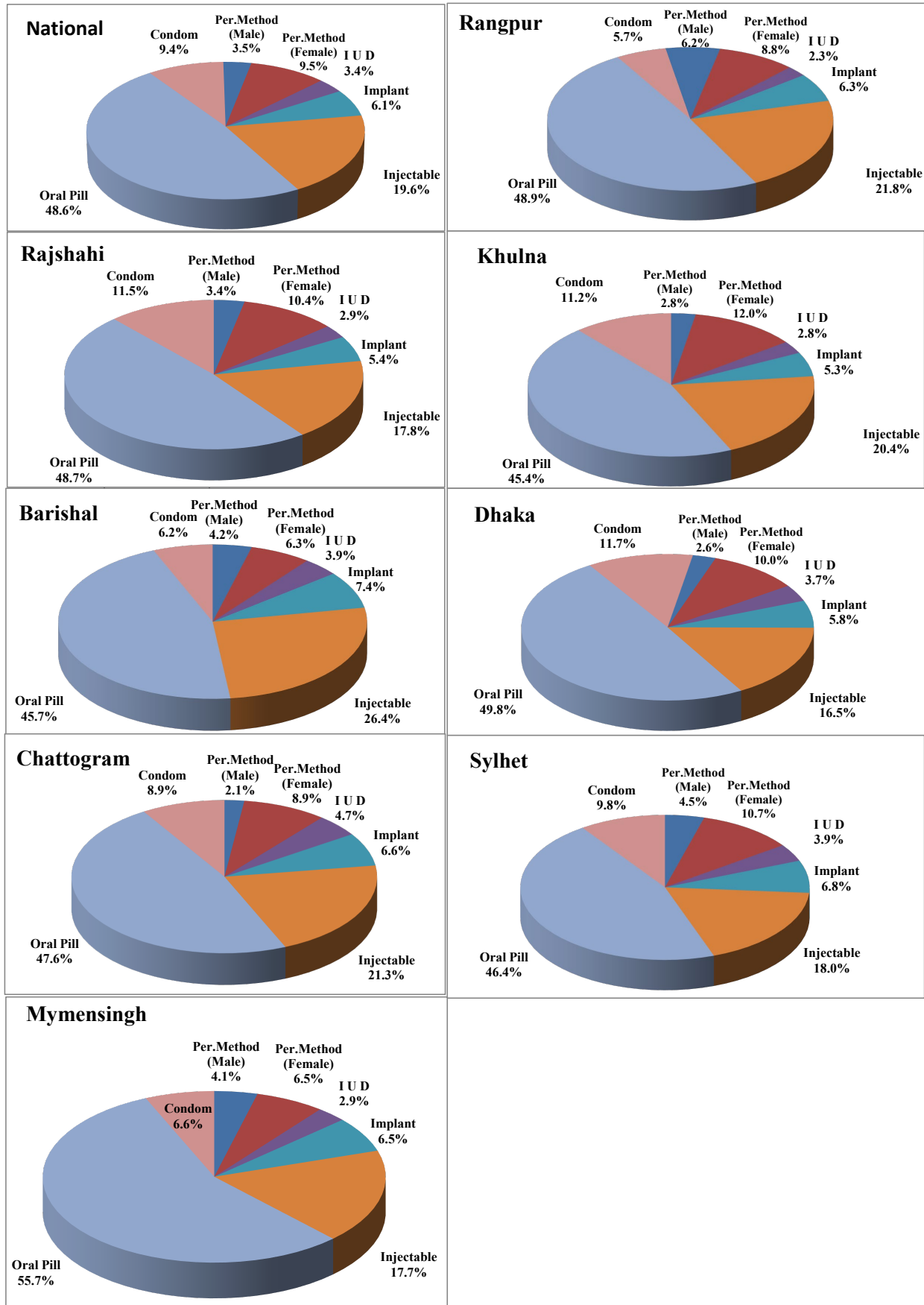
**Table -18: Contraceptive Acceptors and Acceptance Rate by Division upto the end of October 2020 and November 2020**

Division	Month	Total Eligible Couple	Total Number of Acceptors							CAR (%)
			Permanent Method	IUD	Implant	Injectable	Oral Pill	Condom	Total	
Rangpur	Oct-20	3635467	436781	67299	183973	625182	1427504	165871	2906610	79.95
	Nov-20	3637894	436785	67328	184805	625525	1428092	166334	2908869	79.96
Rajshahi	Oct-20	4238653	475799	97458	187374	611661	1666010	399947	3438249	81.12
	Nov-20	4242305	475963	96654	187352	612900	1667792	401183	3441844	81.13
Khulna	Oct-20	3478884	411919	78909	151094	557542	1269080	311702	2780246	79.92
	Nov-20	3482147	412425	78427	151909	558296	1270956	311985	2783998	79.95
Barishal	Oct-20	1655665	137205	50096	100886	341709	597172	81765	1308833	79.05
	Nov-20	1656497	137450	50131	101628	341844	597246	81888	1310187	79.09
Dhaka	Oct-20	5455748	531621	154798	251345	694738	2082134	492921	4207557	77.12
	Nov-20	5460793	532765	154820	253207	695467	2083016	493879	4213154	77.15
Mymensingh	Oct-20	2287220	192244	51653	119791	321811	1008773	119567	1813839	79.3
	Nov-20	2289323	192340	51597	120216	322002	1009089	118781	1814025	79.24
Chattogram	Oct-20	5121940	423773	180236	267926	804692	1838327	341169	3856123	75.29
	Nov-20	5126691	424194	180377	269828	804439	1840281	341614	3860733	75.31
Sylhet	Oct-20	1740783	204100	52053	96510	245706	618863	130315	1347547	77.41
	Nov-20	1741959	204418	51963	97364	246526	617893	130284	1348448	77.41
<b>National</b>	Oct-20	27614360	2813442	732502	1358899	4203041	10507863	2043257	21659004	78.43
	Nov-20	27637609	2816340	731297	1366309	4206999	10514365	2045948	21681258	78.45

**Table -19: Status of Contraceptive Method-Mix based on CAR at the end of the Month of November 2020**

Method	Rangpur	Rajshahi	Khulna	Barishal	Dhaka	Mymensingh	Chattogram	Sylhet	National
Permanent Method	15.02	13.83	14.81	10.49	12.65	10.60	10.99	12.99	13.00
I U D	2.31	2.81	2.82	3.83	3.67	2.84	4.67	3.37	3.41
Implant	6.35	5.44	5.46	7.76	6.01	6.63	6.99	6.30	6.29
Injectables	21.50	17.81	20.05	16.09	16.51	17.75	20.84	19.40	19.46
Oral Pill	49.09	48.46	45.65	45.58	49.44	55.63	47.67	48.50	48.45
Condom	5.72	11.66	11.21	6.25	11.72	6.55	45.82	9.44	9.40
<b>Total</b>	<b>100.0</b>	<b>100.0</b>	<b>100.0</b>	<b>90.0</b>	<b>100.0</b>	<b>100.0</b>	<b>100.0</b>	<b>100.0</b>	<b>100.0</b>

## Method-Mix for the month of November 2020



**Table -20: Performance by type of MCH services for the month of October 2020 and November 2020**

(in Number)

Services	Performance		% Change of November '20 over October,20	
	October '20	November '20		
Number of Pregnant Women	916257	929937	1.49	
No. of High Risk Pregnant Mother Referred	5931	5098	-14.04	
Treatment, Adviced & Referred Infertile Couple	121162	148355	22.44	
Treatment of RTI/STI (MCHTI, MFSTC, FWVTI-Raj & MCWCs)	5068	4633	-8.58	
<b>Antenatal Care</b>	1 <sup>st</sup> visit (within 4 Month)	184159	171590	-6.83
	2 <sup>nd</sup> visit (within 6 Month)	128061	128120	0.05
	3 <sup>rd</sup> visit (within 8 Month)	99995	102696	2.70
	4 <sup>th</sup> visit (in 9 <sup>th</sup> month) (including MCHTI, MFSTC & FWVTI-Raj)	85759	86579	0.96
<b>Delivery</b> conducted in MCHTI, MFSTC, FWVTI-Rajshahi, MCWC, UHC, UH&FWC & NGO Clinics	Normal	46357	48506	4.64
	C-Section	41376	42605	2.97
	<b>Total Delivery</b>	87733	91111	3.85
<b>Postnatal Care</b> (including MCHTI, MFSTC, FWVTI-Raj, MCWC, UHC, UH&FWC)	PNC-1 (within 24 Hour)	40798	42448	4.04
	PNC-2 (within 2- 3 day)	35402	35902	1.41
	PNC-3 (within 7 -14 day)	39173	39645	1.20
	PNC-4 (within 42-48 day)	46320	47620	2.81
<b>TT for Women (15 - 49 Yrs.)</b>	1 <sup>st</sup> dose	121162	148355	22.44
	2 <sup>nd</sup> dose	124768	112066	-10.18
	3 <sup>rd</sup> dose	113078	103860	-8.15
	4 <sup>th</sup> dose	107650	103705	-3.66
	5 <sup>th</sup> dose	106170	100485	-5.35
<b>Immunization</b>	BCG (Vaccine)	147884	137847	-6.79
	PCV 1	168597	154578	-8.32
	PCV 2	155641	146360	-5.96
	PCV 3	153164	144216	-5.84
	MR Vaccine 1st Dose	136058	124652	-8.38
	MR Vaccine 2nd Dose	126408	117757	-6.84
Number of ECP acceptors	6925	8781	26.80	
Number of MR done ( Both Govt. & NGOs )	1467	1190	-18.88	
<b>Total Live Births</b>	108548	111605	2.82	
Still Births (Including MCHTI, MFSTC & FWVTI-Raj )	213	332	55.87	
<b>Death</b>	Neonatal Deaths (0 - 28 day)	339	345	1.77
	Infant Death (29 days -<1 Yr.)	124	119	-4.03
	Child Death (1 - <5Yrs.)	10	10	0.00
	Maternal Deaths	82	67	-18.29
	Other Death	23872	25727	7.77
	<b>Total Death</b>	24412	26268	7.60
No. of Health Education in UH&FWC	8354	4425	-47.03	

**Table -21: Performance by type of Nutrition services for the month of October 2020 and November 2020**

Services		Performance		% Change of November '20 over October,20
		October '20	November '20	
Nutrition Services for Pregnant Women, 0-59 months aged child and Mother	Counseling on IYCF, IFA, Vitamin-A and Hand washinh	686026	708880	3.2
	Received IFA & Calcium Tablet (0-23 months child mother)	147188	156868	6.2
	Exclusive Breast feeding up to 6 months	169186	168188	-0.6
	No. of children (6-23Month) feeding complementary foods	185918	184890	-0.6
	Feeding Tablet Vitamin A (6-59months Child)	217255	7529	-2785.6
	Received Tablet anti-helminthics (24-59months Child)	48550	47967	-1.2
	Feeding Zink pill with ORS suffering form diarrhoea	3290	6012	45.3
	Identifying Suffering from MAM	7864	7909	0.6
	Suffering from SAM & Referred	2404	2572	6.5
	Identifying Child Stunting	3344	3376	1.0
	Identifying Child Wasting	3018	3277	7.9
	Identifying Child Under weight	4282	4552	5.9

**Annex - A: Summary of the Couples and Acceptors by Month Since June 2020**

Indicators		June.'20	July.'20	August.'20	September.'20	October.'20	November.'20
Number of Total Couples		27544300	27542668	27572217	27597591	27614360	27637609
Number of Total Acceptors		21588874	21591283	21616853	21640441	21659004	21681258
CAR (Contraceptive Acceptance Rate)		78.38	78.39	78.4	78.41	78.43	78.45
Method Specific Acceptors(Cumilative) by Month Since June 2020							
Indicators		June.'20	July.'20	August.'20	September.'20	October.'20	November.'20
Permanent Method (Male)Total		745292	746777	747198	747801	746510	744633
Permanent Method (Female) Total		2057122	2056489	2059895	2062642	2066932	2071707
Permanent Method (Total)		2802414	2803266	2807093	2810443	2813442	2816340
IUD (Users)Total		733253	732798	732784	731646	732502	731297
Implant (Users) Total		1347554	1345791	1348068	1352456	1358899	1366309
Injectable (Acceptors) Total		4197194	4196621	4202484	4200686	4203041	4206999
Oral Pill (Acceptors) Total		10472473	10474661	10485906	10501055	10507863	10514365
Condom (Acceptors) Total		2035986	2038146	2040518	2044155	2043257	2045948
Reporting Status	Number of Districts reported	64	64	64	64	64	64
	Number of Upazilas reported	488	488	489	490	490	490
Method Specific Absolute Performance by Month Since June 2020							
Indicators		June.'20	July.'20	August.'20	September.'20	October.'20	November.'20
Permanent Method (Male, Cases)		541	923	1242	1950	2197	2260
Permanent Method (Female, Cases)		4380	5051	5685	7347	7393	7389
Permanent Method (Total, Cases)		4921	5974	6927	9297	9590	9649
I U D (in cases)		7488	9246	9690	11014	11138	11367
Implant (Cases)		8668	16832	24976	34334	33061	34978
Injectables (Doses)		770039	772292	747958	808141	806837	778810
Oral Pill (Cycles)		5945947	5761898	5538253	5785069	5671377	5493799
Condom (Pieces)		7600866	7820706	7747639	8293611	8125145	8259904
Performance by types of MCH services by month since June 2020							
Services		June.'20	July.'20	August.'20	September.'20	October.'20	November.'20
Number of Pregnant Women		871520	879491	890394	910741	916257	929937
No. of High Risk Pregnant Mother Referred		4451	5010	5390	6230	5931	5098
Antenatal Care	1 <sup>st</sup> visit (within 4 Month)	155849	154567	165201	183079	184159	171590
	2 <sup>nd</sup> visit (within 6 Month)	103653	109386	117517	126767	128061	128120
	3 <sup>rd</sup> visit (within 8 Month)	85356	87892	92759	101145	99995	102696
	4 <sup>th</sup> visit (in 9 <sup>th</sup> month) (including MCHTI, MFSTC & FWVTI-Raj)	73470	76178	80936	86316	85759	86579

Services		June.'20	July.'20	August.'20	September.'20	October.'20	November.'20
<b>Institutional Delivery(MCHTI, MFSTC, FWVTI-Raj., MCWC, UHC, UH&amp;FWC &amp; NGO)</b>	Normal	40701	41740	44570	44858	46357	48506
	Caesarian	36090	37316	44437	41044	41376	42605
	<b>Total</b>	<b>76791</b>	<b>79056</b>	<b>89007</b>	<b>85902</b>	<b>87733</b>	<b>91111</b>
<b>Non-Institutional Delivery</b>	At Home by Trained Persons	34892	34130	32699	33263	33211	33990
	At Home by Non-Trained Persons	11899	11028	11509	11277	11417	11556
	<b>Total</b>	<b>46791</b>	<b>45158</b>	<b>44208</b>	<b>44540</b>	<b>44628</b>	<b>45546</b>
<b>Total Delivery</b>	<b>123582</b>	<b>124214</b>	<b>133215</b>	<b>130442</b>	<b>132361</b>	<b>136657</b>	
<b>Postnatal Care</b>	PNC-1 (within 24 Hour)	34356	37069	38617	40789	40798	42448
	PNC-2 (within 2- 3 day)	29766	32502	34133	35350	35402	35902
	PNC-3 (within 7 -14 day)	31666	34347	37375	37718	39173	39645
	PNC-4 (within 42-48 day) (including MCHTI, MFSTC & FWVTI-Raj)	38518	41070	43678	45864	46320	47620
Postnatal care by trained person till two days in Home Delivery	5929	5825	5771	6310	5205	5634	
No. of uses 7.1% chlorhexidine digluconate for umbilical cord care	28229	30504	31438	33084	34385	35786	
<b>TT for Women (15 - 49 Yrs.)</b>	1 <sup>st</sup> dose	97662	108130	113766	116454	121162	148355
	2 <sup>nd</sup> dose	92830	106331	112504	150081	124768	112066
	3 <sup>rd</sup> dose	98006	107085	115248	121502	113078	103860
	4 <sup>th</sup> dose	92142	100999	106782	106019	107650	103705
	5 <sup>th</sup> dose	91916	100010	104621	104179	106170	100485
<b>Immunization</b>	BCG (Vaccine)	85180	139184	142546	146767	147884	137847
	PCV 1	88854	147739	148238	154748	168597	154578
	PCV 2	86759	150596	149529	151927	155641	146360
	PCV 3	91434	139178	156160	154375	153164	144216
	MR Vaccine 1st Dose	77582	132308	135987	137637	136058	124652
	MR Vaccine 2nd Dose	74456	120330	121264	127180	126408	117757
Number of ECP acceptors	5527	7043	6148	7838	6925	8781	
Number of MR done ( Both Govt. & NGOs )	885	1187	1078	1640	1467	1190	
General Treatment	1435522	2038208	2078768	2493955	2403648	2532150	
<b>*Total Live Births</b>	<b>100928</b>	<b>103742</b>	<b>104174</b>	<b>109379</b>	<b>108548</b>	<b>111605</b>	
Still Births (Including MCHTI, MFSTC & FWVTI-Raj)	183	374	278	177	213	332	
<b>Death</b>	Neonatal Death (0 - 28 day)	223	267	300	333	339	345
	Infant Death (29 days -<1 Yr.)	64	98	81	113	124	119
	Child Death (1 -< 5 Yrs.)	16	6	18	19	10	10
	Maternal Death	82	65	63	90	82	67
	Other Death	19706	22879	24159	25311	23872	25727
	<b>Total Death</b>	<b>20091</b>	<b>23315</b>	<b>24621</b>	<b>25866</b>	<b>24427</b>	<b>26268</b>
<b>* Live births conducted at Govt. MCH, DH, MCWC, UHC, UH&amp;FWC, NGOs and Home. The information is collected by FWAs through field visit.</b>							

**RH-EOC Performances of MCWCs, MCHTI and MFSTC for the Month of November, 2020**

	MCWC		ANC 1st	ANC total	PNC total	Delivery			Gen. Pt	RTI/ STI	Med. treat.	Child Care		SB	IUFD	MR	Immunization	Tubectomy	NSV	Implant	IUD	Injectable	Oral pill	Condom person
						NVD	C/S	T.D				0-1yr	1-5yr											
<b>Rajshahi Division</b>																								
1	Bogra	C-EOC	351	529	160	80	10	90	515	0	1	121	90	0	0	0	1210	3	0	50	2	18	26	55
2	Dupchacia, Bogra	B-EOC	45	100	52	20	0	20	471	35	0	54	82	0	0	0	23	16	1	108	0	8	2	9
3	Naogaon	C-EOC	160	270	24	6	0	6	246	22	0	7	53	0	0	0	172	0	0	89	0	1	82	300
4	Joypurhat	C-EOC	161	210	40	24	0	24	1208	42	0	64	125	0	0	9	725	5	1	46	10	30	74	53
5	Rajshahi	C-EOC	200	503	78	30	15	45	922	0	0	52	205	0	0	6	0	2	0	22	1	9	30	52
6	Natore	C-EOC	183	315	90	72	9	81	491	19	5	150	264	0	0	15	865	1	0	38	6	2	170	137
7	Pabna	C-EOC	283	744	224	143	24	167	878	25	0	245	280	0	0	2	0	0	4	28	9	34	181	50
8	Sirajganj	C-EOC	225	366	182	71	3	74	564	31	0	44	213	0	0	10	1293	0	0	23	6	11	39	2
9	Chapai-Nawabganj	C-EOC	314	495	91	71	2	73	426	15	0	104	227	0	0	4	0	48	2	88	32	77	103	92
<b>Rangpur Division</b>																								
10	Rangpur	C-EOC	251	590	158	36	13	49	482	0	0	52	192	0	0	0	0	0	7	223	16	91	94	81
11	Dinalpur	C-EOC	260	428	88	17	14	31	439	25	1	18	104	0	0	3	719	3	0	17	2	15	99	40
12	Thakurgaon	C-EOC	262	747	138	46	2	48	1066	25	0	114	217	0	0	0	313	0	2	191	5	135	92	33
13	Gaibandha	C-EOC	230	588	179	171	0	171	36	15	16	195	51	0	1	10	0	41	0	163	2	12	87	12
14	Nilphamari	C-EOC	308	677	63	36	0	36	883	29	16	56	291	0	0	6	0	23	0	49	0	87	67	0
15	Syedpur, Nilphamari	B-EOC	122	213	76	51	0	51	785	4	4	59	144	0	0	0	0	5	0	34	5	182	128	49
16	Kurigram	C-EOC	245	322	76	41	0	41	294	18	14	55	57	0	0	3	445	7	0	32	5	96	118	56
17	Lalmonirhat	C-EOC	165	326	86	23	0	23	560	22	3	128	146	0	0	0	0	31	1	93	2	50	55	31
18	Panchagore	C-EOC	68	263	35	17	0	17	365	65	0	17	62	0	0	12	356	20	0	65	8	50	15	16
19	Boda, Panchagar	C-EOC	130	235	30	30	0	30	173	9	50	28	31	0	0	0	5	15	2	94	0	132	51	90
<b>Dhaka Division</b>																								
20	Narayanganj	C-EOC	230	434	70	27	9	36	371	43	0	121	199	0	0	0	0	0	0	25	4	108	188	185
21	Munshiganj	C-EOC	372	586	80	38	0	38	361	12	0	62	140	0	1	0	385	46	0	37	3	195	102	48
22	Manikganj	C-EOC	335	487	49	28	21	49	766	20	0	175	275	0	0	26	0	45	92	141	11	34	44	100
23	Narsingdi	C-EOC	611	1582	318	98	45	143	1225	98	87	147	841	0	0	10	483	4	0	153	22	97	150	18
24	Tangail	C-EOC	200	319	131	61	45	106	1920	50	0	113	120	0	0	2	411	6	0	241	12	20	61	34
25	Sherpur	C-EOC	319	434	120	92	0	92	767	25	0	103	202	0	0	5	0	28	2	84	4	32	169	23
26	Mymensingh	C-EOC	48	278	222	109	10	119	1041	10	0	432	290	0	0	5	0	7	20	156	27	13	116	46
27	Kishoreganj	C-EOC	65	461	152	76	2	78	365	49	0	171	213	0	0	18	103	89	1	108	17	92	531	191
28	Jamalpur	C-EOC	366	366	152	46	23	69	725	27	10	82	218	0	1	20	308	26	1	173	18	115	150	126
29	Netrokona	C-EOC	398	756	134	119	0	119	639	57	20	63	77	0	0	2	662	54	0	17	10	142	258	68
30	Rajbari	C-EOC	178	330	52	31	6	37	735	45	3	72	193	0	1	7	850	2	0	76	4	42	91	37
31	Fariapur	C-EOC	189	275	83	40	22	62	323	40	0	75	73	0	0	11	0	1	1	31	14	193	185	86
32	Madaripur	C-EOC	100	185	154	88	15	103	567	38	8	30	99	0	0	5	0	20	0	33	18	141	281	17
33	Gopalganj	C-EOC	103	143	81	22	8	30	824	27	0	77	118	0	0	6	0	2	1	42	5	28	93	71
<b>Khulna Division</b>																								
34	Jessore	C-EOC	141	302	58	16	9	25	0	10	0	23	25	0	0	13	428	1	0	31	5	13	36	10
35	Magura	C-EOC	59	113	52	0	0	0	720	18	0	34	57	0	0	1	0	52	0	97	0	37	67	38
36	Narail	C-EOC	189	279	40	37	2	39	433	35	7	92	132	0	0	0	296	1	2	61	1	14	9	14
37	Jhenaidah	C-EOC	231	231	52	15	0	15	581	92	0	80	33	0	0	13	11	93	0	100	19	160	127	78
38	Meherpur	C-EOC	89	142	27	20	0	20	616	5	46	45	90	0	0	0	134	42	0	23	5	7	25	29
39	Chuadanga	C-EOC	209	316	61	30	15	45	697	7	0	75	168	0	0	15	271	61	0	42	4	26	44	10
40	Khulna	C-EOC	136	328	92	31	13	44	1179	0	0	311	82	0	0	0	432	9	0	22	6	71	70	43
41	Bagerhat	C-EOC	50	110	75	42	0	42	660	34	8	775	819	2	2	13	666	21	2	52	3	37	99	49
42	Satkhira	C-EOC	209	365	67	5	12	17	936	66	4	98	207	0	0	7	167	4	0	39	5	67	113	147
43	Naila, Kaliganj, Satkhira	B-EOC	97	215	38	24	0	24	553	7	0	49	162	0	0	5	32	6	0	8	3	11	19	7
44	Kustia	C-EOC	152	291	81	30	0	30	648	51	6	151	257	0	0	5	115	5	1	44	11	15	31	42
45	Kumarkhali, Kustia	C-EOC	89	129	26	8	0	8	467	0	0	109	182	0	0	0	206	7	0	84	5	3	56	50



<b>Barisal Division</b>																								
46	Barisal	C-EOC	30	133	49	16	10	26	250	28	24	51	80	0	0	3	382	0	0	5	2	27	225	80
47	Gournadi, Barisal	C-EOC	20	62	17	5	0	5	413	25	0	26	66	0	0	6	24	22	0	46	4	34	15	6
48	Bhola	C-EOC	46	148	90	80	4	84	341	40	0	28	139	0	0	4	0	13	0	0	3	12	53	17
49	Lalmohon, Bhola	C-EOC	170	352	374	153	0	153	510	75	7	249	310	1	2	7	0	1	0	10	2	76	65	8
50	Barguna	C-EOC	65	127	76	20	0	20	758	40	0	61	210	0	0	3	111	11	2	91	7	37	61	11
51	Pirojpur	C-EOC	85	165	26	20	0	20	989	17	0	168	182	0	0	6	0	0	2	19	1	152	235	30
52	Jhalokhati	C-EOC	70	260	75	17	5	22	1004	10	0	238	172	0	0	13	294	19	1	118	6	225	376	63
53	Patuakhali	C-EOC	177	328	43	14	7	21	599	25	0	207	227	0	0	10	243	1	2	29	26	125	131	43
<b>Chittagong Division</b>																								
54	Cox's Bazar	C-EOC	350	1280	430	116	2	118	815	35	5	300	320	0	2	9	313	8	1	45	21	110	106	31
55	Khagrachari	C-EOC	59	103	78	33	3	36	192	4	0	25	35	0	0	0	0	1	1	57	9	22	32	11
56	Bandarban	C-EOC	14	53	31	21	0	21	85	12	2	7	18	0	0	9	239	0	0	24	10	85	112	14
57	Rangamati	C-EOC	90	170	68	19	6	25	311	11	0	51	26	0	0	0	494	0	2	22	17	47	40	14
58	B. Baria	C-EOC	212	405	123	72	8	80	0	10	0	60	158	0	0	0	1055	7	1	150	9	62	471	123
59	Comilla	C-EOC	101	324	66	18	3	21	574	19	0	132	145	0	0	1	1606	0	0	26	3	53	40	26
60	Nangalkot, Comilla	B-EOC	67	111	100	68	0	68	230	14	0	7	34	0	0	0	0	11	1	68	7	6	24	4
61	Feni	C-EOC	320	733	189	108	3	111	165	65	0	19	23	0	0	18	31	2	0	50	29	14	68	37
62	Chandpur	C-EOC	366	781	215	76	5	81	607	38	0	122	189	0	0	5	248	31	1	31	10	70	209	41
63	Laxmipur	C-EOC	250	801	159	56	10	66	360	42	0	195	76	0	0	7	417	2	0	27	14	65	108	25
64	Noakhali	C-EOC	50	97	41	26	1	27	361	12	2	20	74	0	1	0	0	0	0	62	2	12	28	10
65	Begumganj, Noakhali	C-EOC	64	185	81	35	1	36	100	53	3	31	49	0	0	0	0	42	1	121	5	101	189	24
66	Pauchuria, Patiya	C-EOC	151	151	94	54	0	54	477	17	0	73	125	0	0	3	0	0	0	24	9	24	18	3
67	Bakolia, Ctg	C-EOC	165	190	124	54	17	71	965	20	0	200	250	0	0	3	0	1	1	12	7	17	30	21
<b>Sylhet Division</b>																								
68	Sylhet	C-EOC	15	22	15	5	0	5	444	5	0	26	95	0	0	0	0	2	0	13	0	19	42	10
69	Hobiganj	C-EOC	98	233	102	67	0	67	228	11	1	8	66	0	3	7	0	23	0	29	11	31	64	29
70	Sunamganj	C-EOC	64	153	158	45	3	48	232	3	0	30	41	0	0	8	0	29	1	81	10	26	126	34
71	Moulavibazar	C-EOC	221	326	137	56	14	70	686	15	8	104	282	0	0	0	248	17	0	21	14	189	240	48
<b>Others :</b>																								
72	MCHTI, Dhaka	C-EOC	1113	3697	1443	92	245	337	657	155	0	1577	1707	0	0	19	1364	15	121	26	21	74	192	187
73	MFSTC, Dhaka	C-EOC	1707	3111	782	269	320	589	1729	0	0	630	240	0	0	24	5037	25	188	232	96	7	14	27
74	FWVTI, Rajshahi	C-EOC	101	238	62	15	10	25	356	19	10	18	74	0	0	0	6	12	7	17	4	43	75	84
<b>Total</b>			<b>15369</b>	<b>32117</b>	<b>9785</b>	<b>3748</b>	<b>1026</b>	<b>4774</b>	<b>43361</b>	<b>2087</b>	<b>371</b>	<b>9791</b>	<b>13519</b>	<b>3</b>	<b>14</b>	<b>434</b>	<b>24198</b>	<b>1147</b>	<b>476</b>	<b>4829</b>	<b>706</b>	<b>4518</b>	<b>8017</b>	<b>3786</b>

**Annex - C : City Corporation wise Contraceptive Acceptors and Acceptance Rate (CAR) (Partial) at the end of the month of November 2020**

Name of the City Corporation	Eligible Couple	Oral Pill	Condom	Injectable	I U D	Implant	Permanent Method			Total Acceptors	CAR(%)
							Male	Female	Total		
Rangpur City Corporation	105404	39052	10067	17463	1161	5552	3404	6379	9783	83078	78.82
<b>Rangpur Division</b>	<b>105404</b>	<b>39052</b>	<b>10067</b>	<b>17463</b>	<b>1161</b>	<b>5552</b>	<b>3404</b>	<b>6379</b>	<b>9783</b>	<b>83078</b>	<b>78.82</b>
Rajshahi City Corporation	102283	28952	27345	17763	763	2068	573	6269	6842	83733	81.86
<b>Rajshahi Division</b>	<b>102283</b>	<b>28952</b>	<b>27345</b>	<b>17763</b>	<b>763</b>	<b>2068</b>	<b>573</b>	<b>6269</b>	<b>6842</b>	<b>83733</b>	<b>81.86</b>
Khulna City Corporation	75572	22154	12735	11220	3689	2819	3761	3676	7437	60054	79.47
<b>Khulna Division</b>	<b>75572</b>	<b>22154</b>	<b>12735</b>	<b>11220</b>	<b>3689</b>	<b>2819</b>	<b>3761</b>	<b>3676</b>	<b>7437</b>	<b>60054</b>	<b>79.47</b>
Barishal City Corporation	25354	10500	4558	2176	278	1673	245	928	1173	20358	80.3
<b>Barishal Division</b>	<b>25354</b>	<b>10500</b>	<b>4558</b>	<b>2176</b>	<b>278</b>	<b>1673</b>	<b>245</b>	<b>928</b>	<b>1173</b>	<b>20358</b>	<b>80.30</b>
Dhaka City Corporation	96899	29991	12403	14852	3090	4403	3646	5476	9122	73861	0
Gazipur City Corporation	111128	47655	10548	13083	3127	4633	1715	7761	9476	88522	0
Narayanganj City Corporation	112738	40556	12595	15044	2504	4227	3901	6064	9965	84891	0
<b>Dhaka Division</b>	<b>320765</b>	<b>118202</b>	<b>35546</b>	<b>42979</b>	<b>8721</b>	<b>13263</b>	<b>9262</b>	<b>19301</b>	<b>28563</b>	<b>247274</b>	<b>77.09</b>
Chattogram Division	80943	27177	10858	9668	3462	4746	2010	3695	5705	61616	76.12
<b>Chattogram Division</b>	<b>80943</b>	<b>27177</b>	<b>10858</b>	<b>9668</b>	<b>3462</b>	<b>4746</b>	<b>2010</b>	<b>3695</b>	<b>5705</b>	<b>61616</b>	<b>76.12</b>
Sylhet Division	29604	11467	4061	3296	424	1425	675	2335	3010	23683	80
<b>Sylhet Division</b>	<b>29604</b>	<b>11467</b>	<b>4061</b>	<b>3296</b>	<b>424</b>	<b>1425</b>	<b>675</b>	<b>2335</b>	<b>3010</b>	<b>23683</b>	<b>80.00</b>
Mymensing City Corporation	34699	14284	3230	3889	877	2479	1550	2253	3803	28562	82.31
<b>Mymensing Division</b>	<b>34699</b>	<b>14284</b>	<b>3230</b>	<b>3889</b>	<b>877</b>	<b>2479</b>	<b>1550</b>	<b>2253</b>	<b>3803</b>	<b>28562</b>	<b>82.31</b>
<b>Total</b>	<b>693681</b>	<b>244611</b>	<b>97542</b>	<b>98786</b>	<b>15913</b>	<b>29279</b>	<b>19470</b>	<b>41141</b>	<b>60611</b>	<b>546742</b>	<b>78.82</b>