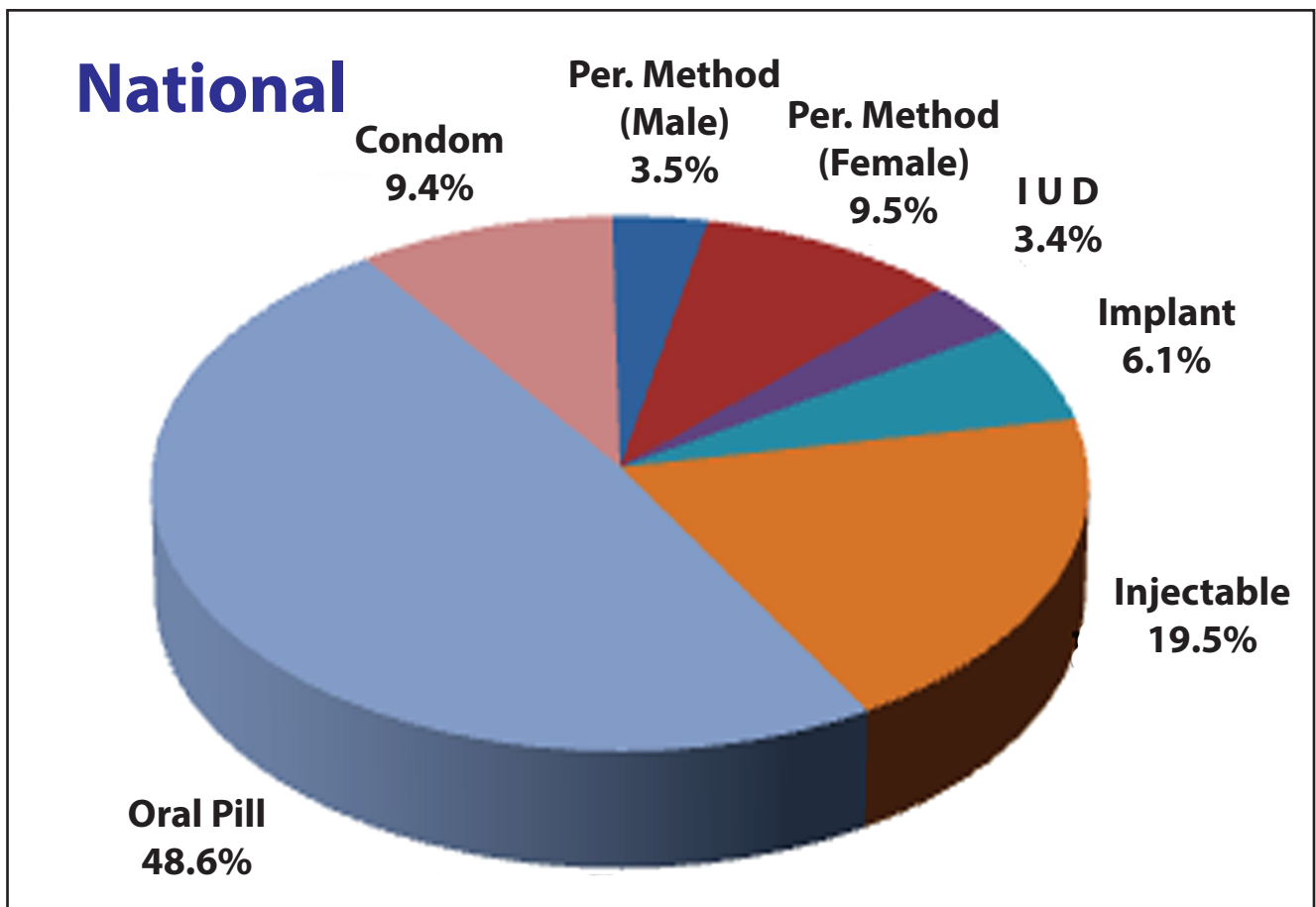


ছেলে হোক, মেয়ে হোক
দু'টি সন্তানই যথেষ্ট

MONTHLY REPORT ON FAMILY PLANNING, MATERNAL & CHILD HEALTH, REPRODUCTIVE HEALTH AND NUTRITION SERVICES January 2020

Method-Mix for the month of January 2020



Preface

I am very much delighted to publish the monthly report of January/2020 of Management Information System (MIS) of Directorate General of Family Planning (DGFP). This monthly report displays our continuous effort to preserve quality data which can be used as a major tool kit for better management and evidence based decision making. The report consists of several information on demographic data associated with family planning, maternal & child health, reproductive health and nutrition services across the country. The report is a regular monthly issue designed to incorporate monthly service statistical progress at district and upazila level.

MIS Unit of Directorate General of Family Planning consists of three sub systems namely Service Statistics (SS), Logistic Management Information System (LMIS) and Human Resource Information System (HRIS). In the year 2011, MIS Unit has developed web-based software to collect, collate and compile service statistics from field level. Online reporting is already an established system at upazila level and we have a plan to scale up e-MIS report at all administrative tiers across the country under 4th sector program.

It is important to mention that this monthly report provides mainly service statistics information received from field workers, service delivery points and NGOs. Generally, the objectives of MIS are to develop and strengthen reliable information management system. We are hopeful that this report will help the users at all levels to compare and analyze the latest information on family planning, maternal, child and adolescent health.

Finally, I convey my sincere thanks to the personnel of MIS Unit who have made diligent effort to prepare this report in time. I cordially request all the users of this monthly report to provide their valuable suggestions and feedback (if any) through the e-mail address (dirmis@dgfp.gov.bd) for its further improvement.

Manoj Kumar Roy
Joint Secretary, MEFWD
And
Director (MIS) & Line Director
Directorate General of Family Planning

Table of Contents

| <u>Sl. No</u> | <u>Contents</u> | <u>Page #</u> |
|---------------|---|---------------|
| 1. | At a glance of FP Performance for the month of December 2019 and January 2020..... | 02 |
| 2. | At a glance of the MCH and Reproductive Health Services for the month Dec.'19 and Jan.'20 ... | 03 |
| 3. | At a glance of the Nutrition services for the month of December 2019 and January 2020..... | 04 |
| 4. | Introduction | 05 |
| 5. | Family Planning Performance (CAR Related) | 05 |
| 6. | MCH Performance | 05 |
| 7. | Nutrition Programs of the Directorate General of Family Planning | 06 |
| 8. | Highlights January 2020..... | 06 |
| 9. | Table Analysis | 07 |
| 10. | Remarks | 09 |
| 11. | Clarification about some information | 09 |
| 12. | Highest and Lowest Performing districts in clinical methods | 10 |
| 13. | National Projection, Performance and Achievement Rate of Contraceptive Methods | 11 |
| 14. | List of Division according to descending order of Achievement Rate against their projections of Clinical Methods for the period July 2019 to January 2020..... | 11 |
| 15. | List of 3(three) districts achieved the highest Achievement Rate of Clinical Methods against their Projections for the period July 2019 to January 2020..... | 11 |
| 16. | List of 3(three) districts achieved the lowest Achievement Rate of Clinical Methods against their Projections for the period December 2019 to January 2020..... | 11 |
| 17. | Comparative Statement of contraceptives performance for the period between July2018 to January 2019 and July 2019 to January 2020..... | 12 |
| 18. | Performance & Distribution of Contraceptives by Method for the month of December 2019 and January 2020 | 12 |
| 19. | Contribution of Government, NGOs and Multisectors in respect of Contraceptive Performance during January 2020 | 12 |
| 20. | Division wise and NGOs and Multisectors wise Contraceptive Performance for the month of Jan'20 | 13 |
| 21. | District wise Projection, Performance and Achievement Rate of Permanent and Long Acting Methods | 17 |
| 22. | District wise Projection, Performance and Achievement Rate of Short Acting Methods | 19 |
| 23. | Method wise Users (Normal & Postpartum as Old, New, Dropout, Postpartum Expire)and CAR by District at the end of January'2020 | 21 |
| 24. | Number of New and Total Acceptors up to the end of December'2019 and January'2020 | 33 |
| 25. | CAR (%) by Division up to the end of of December'2019 and January'2020 | 33 |
| 26. | District by Range of CAR up to the end of January 2020..... | 34 |
| 27. | District by Range of CAR up to the end of January 2020..... | 34 |
| 28. | List of Upaziala achieved CAR >70% up to the end of January 2020..... | 35 |
| 29. | List of Upaziala achieved CAR 60-70% up to the end of January 2020..... | 38 |
| 30. | Method wise numbers of Dropout and Switch Over by Division up to the end of Dec.'19 and Jan.'20 | 39 |
| 31. | Contraceptive acceptors and acceptance Rate by Division up to the end of Dec.'19 and Jan.'20.... | 39 |
| 32. | Status of Contraceptive Method-Mix based on CAR at the end of the month of January.'20. | 39 |
| 33. | Pie-Chart of Method-Mix for the month of January 2020..... | 40 |
| 34. | Performance by type of MCH services for the month of Dec.'19 and Jan.'20 | 41 |
| 35. | Performance by type of Nutrition services for the month of Dec.'19 and Jan.'20..... | 42 |
| 36. | Summary of the Couples and Acceptors by Month since July 2019... .. | 43 |
| 37. | Performance of RH-EOC of MCWCs, MCHTI & MFSTC for the month of January 2020..... | 45 |
| 38. | City Corporation wise Contraceptive Acceptors and Acceptance Rate(CAR) (Partial) at the end of the month of January 2020..... | 47 |

At a glance of the FP Performance for the Month of December 2019 and January 2020

| Indicators | Dec.'19 | Jan.'20 |
|---|-------------------------|----------------|
| Number of Total Eligible Couples (including Part of the City) | 27442761 | 27487779 |
| Number of Total Acceptors (including part of the City Corporations) | 21522494 | 21559903 |
| CAR % (Contraceptive Acceptance Rate) | 78.4 | 78.4 |
| Method specific acceptors (Cumulative) : | | |
| Permanent Method (Male) Postpartum | 3155 | 3080 |
| Permanent Method (Male) | 746638 | 748300 |
| Permanent Method (Female) Postpartum | 61974 | 63089 |
| Permanent Method (Female) | 2044599 | 2050328 |
| Permanent Method (Total) | 2791237 | 2798628 |
| IUD (Postpartum Users) | 26747 | 27187 |
| IUD (Total Users) | 736343 | 737777 |
| Implant (Postpartum Users) | 71152 | 73663 |
| Implant (Total Users) | 1331752 | 1345156 |
| Injectable (Postpartum Acceptors) | 166806 | 167598 |
| Injectable (Total Acceptors) | 4205053 | 4207167 |
| Oral Pill (Postpartum Acceptors) | 527626 | 529473 |
| Oral Pill (Total Acceptors) | 10428128 | 10438422 |
| Condom (Postpartum Acceptors) | 145271 | 146284 |
| Condom (Total Acceptors) | 2029981 | 2032753 |
| Method specific new acceptors : | | |
| Permanent Method (Male) | 2417 | 1655 |
| Permanent Method (Female) | 9872 | 7726 |
| Permanent Method (Total) | 12289 | 9381 |
| IUD (New Users) | 18231 | 9333 |
| Implant (New Users) | 44052 | 29896 |
| Injectable (New Acceptors) | 71485 | 58208 |
| Oral Pill (New Acceptors) | 142270 | 121097 |
| Condom (New Acceptors) | 59492 | 45085 |
| Number of Districts reported | 64 | 64 |
| Number of Upazilas reported | 488 | 488 |
| Range of CAR (%) | No. of Districts | |
| | Dec.'19 | Jan.'20 |
| 00-59 | 0 | 0 |
| 60-69 | 0 | 0 |
| 70 & above | 64 | 64 |
| Contraceptive performance and distribution by methods (Absolute Performance) : | | |
| Permanent Method (Male - cases) | 3873 | 2907 |
| Permanent Method (Female - cases) | 9703 | 6803 |
| Permanent Method (Total - cases) | 13576 | 9710 |
| IUD (Nos.) | 28017 | 13502 |
| Implant (Nos.) | 57660 | 33087 |
| Injectable (Doses) | 872886 | 909077 |
| Oral Pill (Cycles) | 6764591 | 6855290 |
| Condom (Pieces) | 9406108 | 9316766 |

At a glance of the MCH and Reproductive Health Services for the Month of December 2019 and January 2020

| Services | | Dec.'19 | Jan.'20 |
|---|---|---------------|---------------|
| Number of Pregnant Women | | 952451 | 944584 |
| Number of High Risk/Complicated Pregnant Mother | | 5944 | 6136 |
| Antenatal Care | 1st visit (within 4 Month) | 168368 | 167330 |
| | 2nd visit (within 6 Month) | 132695 | 132390 |
| | 3rd visit (within 8 Month) | 109223 | 109085 |
| | 4th visit (in 9th month) (including MCHTI, MFSTC & FWVTI-Raj) | 93103 | 91375 |
| Institutional Delivery (MCHTI, MFSTC, FWVTI-Raj, MCWC, UHC, UH&FWC & NGO Clinics) | Normal | 51924 | 50878 |
| | C-section | 44408 | 43879 |
| | Total Delivery | 96332 | 94757 |
| Non-institutional Delivery | At Home by Trained Persons | 38544 | 38687 |
| | At Home by Non-Trained Persons | 12625 | 13110 |
| | Total Delivery | 51169 | 51797 |
| *Total Live Births | | 121175 | 121488 |
| Postnatal Care | PNC-1 (within 24 Hour) | 48013 | 44058 |
| | PNC-2 (within 2-3 day) | 41548 | 40192 |
| | PNC-3 (within 7-4 day) | 44908 | 44000 |
| | PNC-4 (within 42-48 day) | 54006 | 53500 |
| Postnatal Care by trained person (PNC1) till two days at home | | 5984 | 6149 |
| No. of uses 7.1% chlorhexidine digluconate for umbilical cord care | | 39046 | 36635 |
| TT for Women (15 - 49 years) | 1st dose | 113239 | 117582 |
| | 2nd dose | 130209 | 112909 |
| | 3rd dose | 115098 | 113983 |
| | 4th dose | 108214 | 107891 |
| | 5th dose | 110084 | 109636 |
| Immunization | BCG | 137434 | 141666 |
| | PCV 1 | 151824 | 157481 |
| | PCV 2 | 151395 | 161531 |
| | PCV 3 | 147182 | 151263 |
| | MR Vaccine 1st Dose | 127190 | 129747 |
| | MR Vaccine 2nd Dose | 121199 | 126157 |
| Number of ECP acceptors | | 7101 | 8901 |
| Number of MR done (Both Govt. & NGOs) | | 1574 | 2232 |
| General Treatment | | 2590008 | 2545127 |
| Still Births (including MCHTI, MFSTC & FWVTI-Raj) | | 268 | 392 |
| Death | Neonatal death (0-28 days) | 473 | 485 |
| | Infant Death (29Days to below) | 167 | 208 |
| | Child Death (1 - <5 year) | 7 | 18 |
| | Maternal Death | 102 | 116 |
| | Other Death | 28233 | 31405 |
| | Total | 28996 | 32232 |
| No. of Health Education in UH&FWC | | 9635 | 11113 |

* Live births conducted at Govt. MCH, DH, MCWC, UHC, UH&FWC, NGOs & Home. The information is collected by FWA through field visit.

**At a glance of the Nutrition services for the Month of
December 2019 and January 2020**

| Services | | Performance | |
|---|--|-------------|---------|
| | | Dec.'19 | Jan.'20 |
| Nutrition Services for Pregnant Women, 0-59 months aged child and Mother | Counseling on IYCF, IFA, Vitamin-A and Hand washinh | 659682 | 657047 |
| | Number of mother Received IFA & Calcium Tablet | 140566 | 152463 |
| | Received MNP Sachet (6-23 months) | 14433 | 15864 |
| | Exclusive Breast feeding up to 6 months | 159783 | 168264 |
| | Complimentary feeding after 6 months | 178123 | 182006 |
| | Feeding Tablet Vitamin A (6-59months Child) | 3736 | 181697 |
| | Received Tablet anti-helminthics (24-59months Child) | 48487 | 64261 |
| | Feeding Zink pill with ORS suffering form diarrhoea | 6508 | 7102 |
| | Identifying Suffering from MAM | 10035 | 8992 |
| | Suffering from SAM & Referred | 2543 | 3724 |
| | Identifying Child Stunting | 4163 | 4129 |
| | Identifying Child Wasting | 3654 | 4636 |

SUMMARY

Introduction

Bangladesh is divided into eight administrative divisions: Dhaka, Chattogram, Rajshahi, Khulna, Barishal, Sylhet, Rangpur and Mymensingh. Each division is divided into several districts and each district into several upazilas. Each urban area in an upazila is divided into wards. Upazilas are divided into Union Parishads (UPs) and Poursavas. These divisions allow the country as a whole to be separated into rural and urban areas. Management Information System (MIS) has been operational under the Directorate General of Family Planning (DGFP) for a long time. The report of the Contraceptive Performance, MCH, Reproductive Health and Nutrition services is used to be published each month from MIS Unit on the basis of Service Statistics received from the field workers, service delivery clinics and NGOs. Erstwhile Family Welfare Register, however, is the principal source of performance statistics. This report is prepared on the basis of FWA Registers (9th Edition) and Clinic Report. Most of the FWAs visit their working area once in every two months. It is a continuous process. FWA register is modified/updated in every three years.

There is a reporting system to collect the information from the field. MIS Reporting Form-1 is filled up by the FWAs and submitted the same to FPIs. FPI fills up the MIS reporting Form-2 by compiling of all the FWAs (MIS Form-1) report and submits to UFPO office. MIS reporting Form-3 (clinical) is filled up by MO (clinic)/ (MCH-FP)/ (FW)/SACMO/ FWV and is submitted to UFPO office. NGOs of the respective area submit their report to UFPO office through MIS reporting Form-2 and 3 as their requirement. All the reporting Form-2 and 3 are compiled by UFPO office and filled up reporting Form-4 (union wise) and is entered in online web based software (SS). District FP Office reviews and submits that report. It provides information of contraceptive use status of eligible couples and different types of MCH, Reproductive Health and Nutrition services. MIS performance report is primarily used by different level of program managers and supervisors engaged in implementing the Family Planning, MCH, RH and Nutrition program in the country. Besides, different policy makers, decision makers, donor agencies, Development Partners, researchers and other users also use this report.

Family Planning Performance (CAR related):

Performance reports of January 2020 have been received from all the 64 districts of the country. During the month of January 2020 total numbers of eligible couple were found to be as 27487779 against 27442761 in the previous month. Performances of NGOs are also included in the report as reported by the Upazila Offices. A total of acceptors are 21559903 reported in the month of January, 20 as against 21522494 in December'19. The Contraceptive Acceptance Rate (CAR) achieved at the end of the reporting month for six modern methods (Permanent Method, IUD, Implant, Injectable, Oral Pill and Condom) is 78.4% which was 78.4% in December'19. Method Specific Acceptors (Cumulative), Method Specific New Acceptors and Contraceptive distribution by Methods are shown in the summary sheet. It may be noted that the contraceptive acceptance rate is an estimate, based on the client contact and the status of contraceptive acceptance as reported by the field workers based on the entries made in the FWA register. The Contraceptive Prevalence Rate (CPR), on the other hand, is based on periodic surveys that are made on precise statistical procedures.

The acceptance rate is a tentative rate and varies from month to month because of reporting status and coverage. This rate is usually higher than the Contraceptive Prevalence Rate (CPR). CAR is generally used to monitor as a management tool 'on-going' program performance in the country. It is not so much used to evaluate the program impact or goals, which is done by periodical scientific surveys.

MCH Performance:

In the month of January'20, 944584 pregnant women have been registered. Total number of 6134 pregnant women referred to hospital for their complications. Total no. 6686 patient received services for RTI/STI. Dose-wise TT for Women (15-49 yrs.) and OPV & Pentavalent vaccines were shown in the summary sheet. BCG vaccines were given to 137434 infants during January'20. Visit-wise Antenatal Care is also shown in the summary sheet both of December'19 and January'20. Postnatal Care is shown in the summary sheet both December'19 and January'20. Number of delivery conducted by the clinics is 94759. Total numbers of delivery at home 38687 by trained personnel and 13110 by non-trained personnel. Still Birth is recorded 392

in January'20 and in the previous month it was 268. Neo-natal deaths (0-28 days) & Infant deaths (29 days–<1yr.) are recorded to be 485 and 208 in the month of January'20 where these were 473 and 167 in December'19 respectively. A total of 18 child-deaths (1-<5 yrs.) have been reported in the month of January'20 as against 7 in December'19. Maternal deaths were reported 116 during the month of January'20 which was 102 in December'19. The other deaths were reported 31405 in January'20. But in December'19 the number of such deaths was 28233. General treatments were 2545127 in the month of January'20. In January'20 number of ECP acceptors was 8901 but in December'19 it was 7101. MR done in the reporting month is 2232 but in December'19 it was 1574. Performance of MCHTI, MFSTC, MCWCs and FWVTI-Rajshahi is also included in the report.

Nutrition Programs of the Directorate General of Family Planning

Country wide nutrition service is going on through National Nutrition Services (NNS) Operational Plan of DGHS under Health Services Division of MOHFW. DGFP is also playing vital role for implementation of nutrition services whole over the country and is rendering nutrition services at field level where activities like MCH services, Adolescent and Family Planning Program is going on. By this time coordination with IPHN and cooperation with “Global Alliance for Improved Nutrition (GAIN), UNICEF and Alive & Thrive” comprehensive nutrition services are running in 91 upazillas of 11 districts through MCH Services Unit of DGFP.

Highlights January 2020

- a) National Contraceptive Acceptance Rate (CAR) based on visited eligible Couples 27487779 is found to be 78.4%. Rajshahi division has achieved the highest acceptance rate 81.2%, followed by Rangpur division 79.9%. The CAR is found to be 79.8% achieved in Khulna division. The Contraceptive Acceptance Rate has been found to be rather low in Mymensingh 79.2, Barishal 78.9%, Sylhet 77.7%, Dhaka 76.9% and Chattogram 75.4%.

The highest numbers of Acceptors 4190827 have been reported from Dhaka division followed by 3847645 in Chattogram division, Rajshahi division reported 3420444 acceptors. Acceptors size is however, found much smaller in Rangpur, Khulna, Mymensingh and Sylhet which are 2891493, 2769402, 3845512 and 1345477 respectively and in Barishal division it is 1300233.

- b) Out of 64 reporting districts, all districts have reported contraceptive acceptance rate of 70 percent and above, no district has reported CAR of 60 - 69 percent and no district has reported CAR of < 59 percent.
- c) Out of 488 Upazilas 482 Upazilashave reported CAR at the level >70% and 6 Upazilas have reported CAR level 60-70 percent.

According to the performance of the reporting month (January'2020) Joipurhat district recorded the highest achievement rate 168.1. Sherpur district has got the 2nd place with 141.7% and Gaibandha district has secured the 3rd position with 122.7% of permanent method. Sherpur district has achieved first position with achievement rate 210.9%; Rajbari district has got the 2nd position with achievement rate 210.3% and Khagrachhari district has recorded the 3rd position with achievement rate 161.1% in IUD. In Implant Jashore district has recorded the highest achievement rate with 211.8%, Sherpur district has placed in 2nd position with achievement rate 202.9% and Rajbari district has got the 3rd position with achievement rate 145.2%. In Injectable Bhola district has recorded the highest achievement rate with 135.5%. In Oral Pill Sherpur District has recorded the highest achievement rate with 257.1% and Sherpur district has recorded the highest achievement rate 111.3% in Condom.

- d) SMC has reported distribution of 265719 vials Injectable, 5226151 cycles of Oral Pill and 6210008 pieces of Condom in January'2020.
- e) MFSTC, Dhaka has performed highest 223 Caesarian Operations, MFSTC, Dhaka has performed highest 468 of total deliveries. MCHTI, Dhaka has performed 273, Gaibandha, MCWC has performed 209 in the reporting month January'20. Dupchahia (Bogura), Sirajganj, Syedpur (Nilphamari), Kurigram, Lalmonirhat, Panchagar, Boda (Panchagar), Sherpur, Jamalpur, Narail, Jhenaidah, Meherpur, Bagerhat, Nalta (Kaliganj, Satkhira), Kushtia, Kumarkhali (Kushtia), Gouranadi (Barishal), Lal Mohan (Bhola), Barguna, Bandarban, Nangalkot (Cumilla), Pauchuri (Patiya), Sylhet, Noakhali and Habiganj MCWCs have not done any

Caesarian Operations in the reporting month November'19. It may be due to the vacancies of trained EOC doctors in those centers or Extension Works. Director (MCH-S) & Line Director (MC&RAH) should immediately look into the matter.

- f) (Table 21) In January'20 National Nutrition services information collected by FP workers are as follows: Number of 152463 mothers received IFA, No. of 168264 babies (up to 6 months) exclusive breast feeding and No. of 182006 children (6-23 months) feeding complementary foods. No. of 8992 children suffering from MAM and 3724 suffering from SAM and referred. No. of Children Stunting, wasting and underweight are 4129, 4636 and 5179 respectively.

Table Analysis:

Table 1: Shows contraceptive performance and Achievement Rate in respect of Permanent, Long Acting and Short Acting methods for the reporting month (January'20) and reporting period (July'19 to January'20) against their respective projections. In the reporting month the achievement rates of Permanent method (Male) 43.6%, Permanent method (Female) 67.7% and Permanent method (Total) 58.1%, IUD 63.9%, Implant 88.1%, Injectable 52.5%, Oral Pill 51.4% and Condom 38.9%. From July'19 to January'20 the achievement rates of Permanent method (Male) 51.5%, Permanent method (Female) 79.6% and Permanent method (Total) 68.4%, IUD 78.1%, Implant 107.8%, Injectable 52.0%, Oral Pill 50.8% and Condom 39.6%.

Table 2: Shows the divisions according to descending order of achievement rate against their projection of Permanent and Long Acting methods for the period July'19 to January'20.

Table 3: Showing the 3 (three) districts which achieved the highest achievement rate against Permanent and Long Acting methods of their projections for the period July'19 to January'20.

Table 4: Shows 3 (three) districts which achieved the lowest achievement rate of Permanent and Long Acting methods against their projections for the period July'19 to January'20.

Table 5: Comparative statement of contraceptive performance against their projection between the period July'18 to January'19 and July'19 to January'20. The Achievement Rate of Permanent Method (Male) was 32.4% in the period of July'18 to January'19 but it shows the higher rate 51.5% in the current period. So it is 19.1% increase than that of July'18 to January'19. Permanent Method (Female) was 55.1% in the period July'18 to January'19 but it shows the higher rate 79.6% in the current period. So it is 24.5% increase than that of July'18 to January'19. Permanent Method (Total) was 45.4% in the period July'18 to January'19 but it shows the higher rate 68.4% in the current period. So it is 23.0% increase than that of July'18 to January'19. IUD achieved the 68.5% in the reporting period July'18 to January'19 but it shows the higher rate 78.1% in the current period. So it is 9.6% increase than that of July'18 to January'19. Implant achieved the 84.6% in the reporting period July'18 to January'19 but it shows the higher rate 107.8% in the current period. So it is 23.3% increase than that of July'18 to January'19. Injectable achieved the 54.6% in the reporting period July'18 to January'19 but in the current period it shows 52.0%. So Injectable is decrease 2.5% than that of July'18 to January'19. Oral Pill achieved the 55.2% in the reporting period July'18 to January'19 but in the current period (July'19 to January'20) it shows 50.8%. In case of Oral Pill 4.4% decrease than that of July'18 to January'19. In case of Condom it achieved 36.4% in the reporting period July'18 to January'19 but in the current period (July'19 to January'20) it shows 39.6%, which is 3.2% increase than that of July'18 to January'19.

Table 6: Comparative status of performance and distribution of contraceptive by methods for the month of December'19 and January'20 based on field worker's report. In comparison with that of previous month Permanent Method (male) 24.9%, Permanent Method (Female) 29.9%, Overall Permanent Method (total) 28.5%, IUD 51.8%, Implant 42.6 and Condom 0.9% lower over December, 19. %, Injectable 4.1% Oral Pill 1.3% Higher over December, 19.

Table 7: Shows the share of Government and NGOs and Multisectors by methods in the overall National performance. Government sector has contributed 57.9% in Permanent Method (Male), 87.0% in Permanent Method (Female), 78.3% in Permanent Method (Total), 83.6% in IUD, 89.4% in Implant, 80.6% in Injectable, 86.8% in Oral Pill and 77.0% in Condom in the reporting month January'20. On the other hand NGOs and Multisectors have contributed 42.1% in Permanent Method (Male), 13.0% in Permanent Method

(Female), 21.7% in Permanent Method (Total), in IUD 16.4%, in Implant 10.6%, in Injectable 19.4%, in Oral Pill 13.2% and in Condom 23.0% in the reporting month January'20.

Table 8: Division wise and NGOs & Multisectoral wise Contraceptive Performance for the month of January'20 are shown in this table. BAVS of Dhaka division is in the highest position, BAVS of Rajshahi division is in the next and Marie Stopes of Dhaka division is in the 3rd position in Permanent method. By NGOs and Multisectorals performance of Total Permanent methods are 2090 in the reporting month, in which Males are 1222 and Females are 868. Total IUD and Implant 2272 and 3588 are inserted in the reporting month January'20. Injectable 176723 vials, Oral Pill 9088131 cycles and 2143571 of Condom are distributed by NGOs and Multisectorals in the reporting month.

Table 9: Shows the projection, performance and achievement rates of Permanent and Long Acting methods in the reporting month January'20 and in the reporting period July'19 to January'20. In the reporting month Joypurhat district has achieved the highest achievement rate of 168.1% and Sherpur district is the next highest with 141.7% in Permanent Method. In the reporting month Sherpur district has achieved the highest achievement rate of 210.9% and Rajbari district is the next highest with 210.3% in IUD. In the reporting month Jashore district has achieved the highest achievement rate of 211.8% in Implant and Sherpur district has achieved the next second highest achievement rate with 202.9%. On the other hand, in the reporting period July'19 to January'20 Joypurhat district has achieved the highest achievement rate of 205.5% in Permanent Method, Sherpur district has achieved the highest achievement rate of 295.0% in IUD and Sherpur district has achieved the highest achievement rate of 253.8% in Implant.

Table 10: Shows the projection, performance and achievement rates of Short Acting methods in the reporting month January'20 and in the reporting period July'19 to January'20. In the reporting month Bhola district has achieved the highest achievement rate of 135.5% and Sherpur district is the next highest with 125.8% in Injectable. Sherpur district has achieved the highest achievement rate of 257.1% in Oral Pill. Sherpur district has achieved the highest achievement rate of 111.3% in Condom. From July'19 to January'20 Bhola district has achieved the highest achievement rate of 133.0% and Sherpur district is the next highest with 123% in Injectable, Sherpur district has achieved the highest achievement rate of 340.5% in Oral Pill and Sherpur district has achieved the highest achievement rate of 109.4% in Condom.

Table 11: This table shows the Old acceptors, new acceptors and dropout (No method & switch over) cases by districts in the reporting month (January'20). This table is prepared on the basis of CAR report.

Table 12: This table shows the new and total acceptors of the current month in comparison with that of the previous month. The new acceptors of all the methods- Permanent Method(Female), Permanent Method(Male), Permanent Method(Total), Injectable, Oral Pill and Condom have shown decreasing trend but IUD and Implant have shown increasing trend. New acceptors are shown depending on the field workers report which collects from their visiting areas. In case of total acceptors Permanent Method (Male), Permanent Method (Female), Permanent Method (Total) have shown unchanged but IUD, Implant, Injectable, Oral Pill and Condom have shown increasing trend.

Table 13: This table shows that Rajshahi division had recorded the highest CAR of 81.2%, next Rangpur division 79.9%, Khulna division 79.8%, Mymensingh division 79.2%, Barishal division 78.9%, Sylhet division 77.7%, Dhaka division 76.9% and Chattogram division 75.4% in the reporting month January'20. Graph-1 shows the division wise CAR for the current month and graph-2 shows the division wise CAR for the current month in comparison with that of previous month.

Table 14: Shows that 64 districts have achieved CAR level of 70.0% and above where no district has achieved CAR between 60%-69% and no district has achieved CAR between 0-59% in the reporting month December'19. The graph also shows the same in comparison with previous month.

Table 15: List of 481 upazilas among the 488, which have achieved CAR >70.0% in the reporting month.

Table 16: List of 7 upazilas which have achieved CAR 60-70% in the reporting month. Graph shows that 481 upazilas out of 488 have achieved CAR level >70%, 7 upazilas have achieved CAR level 60%-70% and noupazila has achieved CAR level <60% in the current month. There is graphical presentation is also showing both of December'19 and January'20.

Table 17: Shows the dropout and switch over by method and by division for the month of January'20.

Table 18: This table shows the Division-wise comparison of Couples, Contraceptive Acceptors and the Acceptance Rate up to the end of January'20. In the reporting month the highest number of Eligible Couples have been reported from Dhaka division which is 5443626, 2nd highest is Chattogram division which is 5102329, then Rajshahi, Rangpur, Khulna, Mymensingh, Sylhet and Barishal division, which are 4212020, 3617577, 3470570, 2263692, 1730674 and 1647291 respectively. In case of acceptors Dhaka division has been reported the highest number of acceptors which is 4190827 followed by Chattogram division 3847645, Rajshahi division 3420444, Rangpur division 2891493, Khulna division 2769402, Mymensingh division 1794382, Sylhet division 1345477 and Barishal division 1300233.

Table 19: This table shows the contraceptive method mix by division for the month of January'20. Sylhet division has contributed the highest rate in Permanent Method with 15.12% among the other divisions. Rangpur division has contributed 15.05%, then Khulna division 14.80% and then Rajshahi division 13.81%. Chattogram division has recorded 4.70% in IUD which is the highest among the other divisions followed by Sylhet with 3.93% and Barishal division 3.90%. Barishal division has contributed the highest rate in Implant with 7.63% followed by Sylhet division with 6.93%. Barishal division has also contributed the highest rate in Injectable with 26.25% then Rangpur division 21.69% and then Chattogram division 21.13% in CAR method mix among all the divisions. Mymensingh division has recorded the highest rate in Oral Pill with 55.55% followed by Dhaka division 49.53%, Rangpur division 48.84% and Rajshahi division 48.50%. Dhaka division has recorded the highest rate in Condom with 11.73% followed by Rajshahi division 11.53% and Khulna division 11.22% in CAR method mix among all the divisions.

Pie Charts are showing the national and division wise Method-Mix for the month of January'20.

Table 20: This table shows the performance of MCH and Reproductive Health Services during the month of December'19 and January'20.

Table 21: This table shows the performance of Nutrition Services for the month December'19 and January'20 collected by family planning workers.

Annex A: Annex- A shows comparative summary key performances since July 2019 to January'20.

Annex B: Performance of RH-EOC of MCWC including MCHTI, MFSTC and FWVTI-Raj for the month of January'20.

Annex C: City Corporation wise Contraceptive Acceptors and Acceptance Rate(CAR) (Partial) at the end of the month of January'20.

Remarks: The achievement of Rangpur division, Chattogram division Dhaka division and Sylhet Division are good against their projection in permanent method, IUD and Implant respectively in the reporting month in comparison with that of other divisions.

Clarification about the information of summary sheet, table-2 and table-3:

Method Specific Acceptors:

In the summary sheet, Method Specific Acceptors is shown based on the field workers' (FWA) visit of the reporting month and also the previous month. These are the cumulative figure which includes previous month's acceptors and reporting month's new acceptors collected by the field workers within their working areas.

Contraceptive distribution by Method:

In the summary sheet, Contraceptive Performance by Method is prepared based on the performance and distribution of the reporting month. These figures are actual performance of the reporting month which is not comparable with the information written in method specific acceptors.

Table- 9, Table-10 and Table-11

Performance shown in the table-9 and 10 is the actual performance of the respective month but the new acceptors shown in the table-11 may not be the performance done in the same month. It may happen that the new acceptors accepted method in the previous month but field workers had shown that case in the next month due to their rounding schedule. So the performance of table-9, table-10 will not be the comparable with the new acceptor of table-11.

Clarification about the information of MCH and Reproductive Health Services:

- Information shown against ‘delivery’ which were done in MCHTI, MFSTC, MCWCs, UHCs & UH&FWCs is collected through the MIS reporting Form-3. This record is only for DGFP concerned facilities. Deliveries conducted in District Hospitals, Medical Colleges, Private Clinics and performances in the City Corporation (partial) are not included.
- Information shown against the ‘live births’ conducted at Govt. MCH, DH, MCWC, UHC, UH&FWC, NGOs & Homes is collected by FWAs through field visit. Field workers visit their units monthly and they submit their reports in every month.

Highest and Lowest performing districts in clinical methods**Highest performing 3(three) districts in the Month of January’20**

| Permanent Method | | | | | IUD | | | | | Implant | | | | |
|------------------|-----------------|-----------------|-------------------------|---------------|--------------|-----------------|-----------------|-------------------------|---------------|----------|-----------------|-----------------|-------------------------|---------------|
| District | Total E. Couple | Monthly Projec. | Ach. In Reporting Month | Ach. Rate (%) | District | Total E. Couple | Monthly Projec. | Ach. In Reporting Month | Ach. Rate (%) | District | Total E. Couple | Monthly Projec. | Ach. In Reporting Month | Ach. Rate (%) |
| Joipurhat | 212058 | 85 | 143 | 168.1 | Sherpur | 319400 | 163 | 344 | 210.9 | Jashore | 613127 | 302 | 639 | 211.8 |
| Sherpur | 319400 | 172 | 243 | 141.7 | Rajbari | 232699 | 84 | 177 | 210.3 | Sherpur | 319400 | 486 | 986 | 202.9 |
| Gaibandha | 551486 | 300 | 368 | 122.7 | Khagrachhari | 114060 | 95 | 153 | 161.1 | Rajbari | 232699 | 293 | 426 | 145.2 |

Congratulations: We congratulate the districts for their better performance in clinical methods against projections. We hope the officers and staffs who are involved with the activities will continue their better performance in future.

Lowest performing 3(three) districts in the Month of January’20

| Permanent Method | | | | | IUD | | | | | Implant | | | | |
|------------------|-----------------|-----------------|-------------------------|---------------|------------|-----------------|-----------------|-------------------------|---------------|------------|-----------------|-----------------|-------------------------|---------------|
| District | Total E. Couple | Monthly Projec. | Ach. In Reporting Month | Ach. Rate (%) | District | Total E. Couple | Monthly Projec. | Ach. In Reporting Month | Ach. Rate (%) | District | Total E. Couple | Monthly Projec. | Ach. In Reporting Month | Ach. Rate (%) |
| Rangamati | 102642 | 121 | 12 | 9.9 | Jamalpur | 486328 | 370 | 42 | 11.4 | Jhalkati | 114466 | 468 | 220 | 47.0 |
| Khagrachhari | 114060 | 200 | 20 | 10.0 | Sunamganj | 400804 | 565 | 121 | 21.4 | Bandarban | 73377 | 402 | 194 | 48.2 |
| Habiganj | 392946 | 532 | 80 | 15.0 | Mymensingh | 1049150 | 1273 | 304 | 23.9 | Thakurgaon | 302762 | 854 | 434 | 50.8 |

Unsatisfactory Performance: We are sorry for their unsatisfactory low performance in clinical methods against projections. We hope the officers and staffs are involved with the activities will try to overcome from this type of un-satisfactory performance in future.

Table-1: National Projection, Performance and Achievement Rate of Contraceptive Methods

| Methods | Yearly Projection (2019-20) | Reporting Month | | July'19 to Jan.'20 | |
|---------------------------|-----------------------------|----------------------|----------------|----------------------|---------------|
| | | Performance (in CYP) | Achi. Rate (%) | Performance (in CYP) | Achi. Rate(%) |
| Permanent Method (Male) | 80000 | 2907 | 43.6 | 24014 | 51.5 |
| Permanent Method (Female) | 120595 | 6803 | 67.7 | 55992 | 79.6 |
| Permanent Method (Total) | 200595 | 9710 | 58.1 | 80006 | 68.4 |
| IUD | 253414 | 13502 | 63.9 | 115427 | 78.1 |
| Implant | 450448 | 33087 | 88.1 | 283302 | 107.8 |
| Injectables | 5197836 | 227269 | 52.5 | 1577124 | 52.0 |
| Oral Pill | 10669243 | 457019 | 51.4 | 3159826 | 50.8 |
| Condom | 1914992 | 62112 | 38.9 | 442500 | 39.6 |

Table-2: List of Divisions according to descending order of Achievement Rate against their projections of Clinical Methods for the period July 2019 to January 2020

| Sl. No. | Permanent Method (Cases) | | | | IUD (Cases) | | | | Implant (Cases) | | | |
|---------|--------------------------|-------------------|-------------|----------------|-------------|-------------------|-------------|----------------|-----------------|-------------------|-------------|----------------|
| | Division | Yearly Projection | Performance | Achi. Rate (%) | Division | Yearly Projection | Performance | Achi. Rate (%) | Division | Yearly Projection | Performance | Achi. Rate (%) |
| 1 | Rangpur | 21836 | 11351 | 89.1 | Chattogram | 49702 | 14289 | 49.3 | Barishal | 31775 | 22500 | 121.4 |
| 2 | Dhaka | 56528 | 25471 | 77.2 | Khulna | 18928 | 10505 | 95.1 | Khulna | 41140 | 29340 | 122.3 |
| 3 | Khulna | 18401 | 8225 | 76.6 | Dhaka | 58112 | 28853 | 85.1 | Rangpur | 70256 | 42001 | 102.5 |
| 4 | Rajshahi | 22552 | 9525 | 72.4 | Rajshahi | 32865 | 13922 | 72.6 | Chattogram | 85432 | 54038 | 108.4 |
| 5 | Barishal | 13432 | 4926 | 62.9 | Rangpur | 34481 | 14289 | 71.0 | Mymensingh | 38122 | 22507 | 101.2 |
| 6 | Chattogram | 35641 | 11438 | 55.0 | Sylhet | 16118 | 5538 | 58.9 | Dhaka | 88517 | 55673 | 107.8 |
| 7 | Mymensingh | 13790 | 4361 | 54.2 | Barishal | 19061 | 7273 | 65.4 | Rajshahi | 64710 | 38545 | 102.1 |
| 8 | Sylhet | 3689 | 4709 | 218.8 | Mymensingh | 24147 | 6351 | 45.1 | Sylhet | 30496 | 18698 | 105.1 |

Table-3: List of 3 (Three) Districts achieved the highest Achievement Rate of Clinical Method against their projections for the period July 2019 to January 2020

| Sl. No. | Permanent Method (Cases) | | | | IUD (Cases) | | | | Implant (Cases) | | | |
|---------|--------------------------|-------------------|-------------|----------------|-------------|-------------------|-------------|----------------|-----------------|-------------------|-------------|----------------|
| | District | Yearly Projection | Performance | Achi. Rate (%) | District | Yearly Projection | Performance | Achi. Rate (%) | District | Yearly Projection | Performance | Achi. Rate (%) |
| 1. | Joipurhat | 1021 | 1224 | 205.5 | Sherpur | 1957 | 3368 | 295.0 | Sherpur | 5832 | 8633 | 253.8 |
| 2. | Noakhali | 2568 | 3001 | 200.3 | Rajbari | 1010 | 1360 | 230.8 | Rajbari | 3520 | 3803 | 185.2 |
| 3. | Sherpur | 2058 | 2374 | 197.8 | Faridpur | 2212 | 2527 | 195.8 | Faridpur | 6103 | 5969 | 167.7 |

Table-4: List of 3 (Three) Districts achieved the lowest Achievement Rate of Clinical Methods against their projections for the period July 2019 to January 2020

| Sl. No. | Permanent Method (Cases) | | | | IUD (Cases) | | | | Implant (Cases) | | | |
|---------|--------------------------|-------------------|-------------|----------------|-------------|-------------------|-------------|----------------|-----------------|-------------------|-------------|----------------|
| | District | Yearly Projection | Performance | Achi. Rate (%) | District | Yearly Projection | Performance | Achi. Rate (%) | District | Yearly Projection | Performance | Achi. Rate (%) |
| 1. | Chattogram | 4983 | 84 | 2.9 | Jamalpur | 4438 | 541 | 20.9 | Kushtia | 7075 | 1379 | 33.4 |
| 2. | Cox's Bazar | 4192 | 176 | 7.2 | Laxmipur | 7039 | 1124 | 27.4 | Meherpur | 1706 | 355 | 35.7 |
| 3. | Habiganj | 6384 | 669 | 18.0 | Narayanganj | 10574 | 1814 | 29.4 | Narail | 2700 | 751 | 47.7 |

Table-5: Comparative Statement of contraceptive performance for the period between July 2018 to January 2019 and July 2019 to January 2020

| Methods | Yearly Projection (2018-2019) | July 2018 to Jan.'19 | | Yearly Projection (2019-2020) | July 2019 to Jan.'20 | | Change of July'19 to Jan.'20 over July'18 to Jan.'19 |
|---------------------------|-------------------------------|----------------------|----------------|-------------------------------|----------------------|----------------|--|
| | | Performance (in CYP) | Achi. Rate (%) | | Performance (in CYP) | Achi. Rate (%) | |
| Permanent Method (Male) | 128842 | 24331 | 32.4 | 80000 | 24014 | 51.5 | 19.1 |
| Permanent Method (Female) | 174145 | 55935 | 55.1 | 120595 | 55992 | 79.6 | 24.5 |
| Permanent Method (Total) | 302987 | 80266 | 45.4 | 200595 | 80006 | 68.4 | 23.0 |
| IUD | 281572 | 112466 | 68.5 | 253414 | 115427 | 78.1 | 9.6 |
| Implant | 402396 | 198499 | 84.6 | 450448 | 283302 | 107.8 | 23.3 |
| Injectables | 5184823 | 1649977 | 54.6 | 5197836 | 1577124 | 52.0 | -2.5 |
| Oral Pill | 10642531 | 3427397 | 55.2 | 10669243 | 3159826 | 50.8 | -4.4 |
| Condom | 1910198 | 405685 | 36.4 | 1914992 | 442500 | 39.6 | 3.2 |

Table-6: Performance & Distribution of Contraceptives by Method for the month of December 2019 to January 2020

| Method | Performance | | % Change of January'20 over December'19 |
|---------------------------------------|-------------|------------|---|
| | December'19 | January'20 | |
| Permanent Method (Male, Cases) | 3873 | 2907 | -24.9 |
| Permanent Method (Female, Cases) | 9703 | 6803 | -29.9 |
| Total Permanent Method (Total, Cases) | 13576 | 9710 | -28.5 |
| I U D (Cases) | 28017 | 13502 | -51.8 |
| Implant (Cases) | 57660 | 33087 | -42.6 |
| Injectables (Doses) | 872886 | 909077 | 4.1 |
| Oral Pill (Cycles) | 6764591 | 6855290 | 1.3 |
| Condom (Pieces) | 9406108 | 9316766 | -0.9 |

Table :7 Contribution of Government, NGOs and Multisectors in respect of Contraceptive Performance during January 2020

| Method | Performance | | | Share of Contribution in Percentage | |
|----------------------------------|-------------|---------------------|---------|-------------------------------------|-----------------------|
| | Govt. | NGOs & Multisectors | Total | Government | NGOs and Multisectors |
| Permanent Method (Male, Cases) | 1683 | 1224 | 2907 | 57.9 | 42.1 |
| Permanent Method (Female, Cases) | 5918 | 885 | 6803 | 87.0 | 13.0 |
| Total Permanent Method (Cases) | 7601 | 2109 | 9710 | 78.3 | 21.7 |
| IUD (Cases) | 11284 | 2218 | 13502 | 83.6 | 16.4 |
| Implant (Cases) | 29586 | 3501 | 33087 | 89.4 | 10.6 |
| Injectable (Doses) | 732486 | 176591 | 909077 | 80.6 | 19.4 |
| Oral Pill (Cycles) | 5947293 | 907997 | 6855290 | 86.8 | 13.2 |
| Condom (Pieces) | 7172303 | 2144463 | 9316766 | 77.0 | 23.0 |

Table -8: Division wise and NGO & Multisector wise Contraceptive Performance for the month of January 2020

| Sl. No | NGO and Multisectors | Oral Pill (Cycles) | Condom (Pieces) | Injectable (Vials) | IUD (Cases) | Implant (Nos.) | Permanent Method (Nos.) | | |
|--------------------------|--|--------------------|-----------------|--------------------|-------------|----------------|-------------------------|--------|-------|
| | | | | | | | Male | Female | Total |
| Rangpur Division | | | | | | | | | |
| 1 | Family Planning Association of Bangladesh (FPAB) | 18877 | 25534 | 2475 | 3 | 39 | 2 | 2 | 4 |
| 2 | Marie Stopes Clinic | 1295 | 4488 | 563 | 69 | 253 | 19 | 22 | 41 |
| 3 | Palli Shisu Foundation (PSF) | 45131 | 88188 | 7606 | 63 | 10 | 0 | 14 | 14 |
| 4 | Sunflower | 0 | 0 | 0 | 0 | 0 | 0 | 0 | 0 |
| 5 | Shanirvar Bangladesh | 2668 | 3408 | 532 | 1 | 0 | 0 | 0 | 0 |
| 6 | Anirban Sangsad | 36 | 72 | 0 | 0 | 0 | 0 | 0 | 0 |
| 7 | CMH | 640 | 10248 | 38 | 0 | 0 | 0 | 2 | 2 |
| 8 | R. H. Steps | 754 | 3586 | 111 | 4 | 0 | 0 | 0 | 0 |
| 9 | MODEL CLINIC | 98 | 1920 | 42 | 0 | 3 | 0 | 17 | 17 |
| 10 | MOHILA-O-SHISHU SHASTHA KALLYAN SAMITY | 1253 | 872 | 596 | 0 | 0 | 0 | 0 | 0 |
| 11 | NSDP | 0 | 0 | 0 | 0 | 0 | 0 | 0 | 0 |
| 12 | IPas Bangladesh | 145 | 0 | 0 | 11 | 15 | 0 | 0 | 0 |
| 13 | Surjer Hasi Network | 10655 | 16555 | 3749 | 4 | 27 | 0 | 0 | 0 |
| 14 | Friendship Bangladesh | 3531 | 9131 | 178 | 0 | 0 | 0 | 0 | 0 |
| 15 | Kanchan | 11697 | 17136 | 1762 | 0 | 19 | 0 | 4 | 4 |
| 16 | Dhaldanga Bohumukhi Samaj Unnayan Sangstha | 6105 | 5000 | 995 | 0 | 0 | 0 | 0 | 0 |
| 17 | Lamb Hospital | 9 | 0 | 59 | 0 | 35 | 0 | 6 | 6 |
| 18 | KMSS | 226 | 84 | 5 | 1 | 6 | 0 | 0 | 0 |
| 19 | SAF | 585 | 192 | 20 | 0 | 0 | 0 | 0 | 0 |
| NGO Total | | 109851 | 197413 | 18668 | 191 | 416 | 21 | 52 | 73 |
| 1 | BGB | 295 | 3171 | 0 | 0 | 0 | 0 | 0 | 0 |
| 2 | DGHS Health Clinic | 90 | 50 | 0 | 4 | 0 | 0 | 0 | 0 |
| Multisector Total | | 385 | 3221 | 0 | 4 | 0 | 0 | 0 | 0 |
| NGO & Multisector Total | | 104090 | 189635 | 18731 | 160 | 407 | 21 | 67 | 88 |
| Rajshahi Division | | | | | | | | | |
| 1 | Family Planning Association of Bangladesh (FPAB) | 31565 | 120225 | 3994 | 11 | 141 | 6 | 5 | 11 |
| 2 | BAVS | 276 | 3564 | 96 | 1 | 56 | 124 | 12 | 136 |
| 3 | Marie Stopes Clinic | 525 | 4546 | 152 | 66 | 88 | 30 | 4 | 34 |
| 4 | Palli Shisu Foundation (PSF) | 22826 | 48166 | 4771 | 23 | 3 | 0 | 1 | 1 |
| 5 | Jatio Tarun Shanga | 18599 | 31404 | 2598 | 13 | 0 | 0 | 0 | 0 |
| 6 | Bamaneh | 28422 | 44560 | 2718 | 6 | 6 | 0 | 0 | 0 |
| 7 | Tilottoma | 11357 | 53695 | 4333 | 16 | 16 | 0 | 12 | 12 |
| 8 | Anonnya Somaj Kallyan Samity | 3594 | 3579 | 1074 | 0 | 0 | 0 | 0 | 0 |
| 9 | Shanirvar Bangladesh | 4039 | 6000 | 440 | 5 | 22 | 0 | 0 | 0 |
| 10 | Sromo Kallyan Shangstha | 453 | 2340 | 0 | 0 | 0 | 0 | 0 | 0 |
| 11 | R. H. Steps | 221 | 2664 | 75 | 10 | 0 | 0 | 0 | 0 |
| 12 | MR CLINIC | 1737 | 5292 | 29 | 5 | 39 | 0 | 0 | 0 |
| 13 | MODEL CLINIC | 303 | 4824 | 118 | 1 | 9 | 0 | 42 | 42 |
| 14 | SHEBA PROKALPO | 0 | 0 | 0 | 0 | 0 | 0 | 0 | 0 |
| 15 | POLLI SHISHU CLINIC | 5973 | 7872 | 1028 | 0 | 0 | 0 | 0 | 0 |
| 16 | JTS-GONO UNNAYAN ACADEMY | 15811 | 55920 | 4325 | 5 | 5 | 0 | 4 | 4 |
| 17 | THANGAMARA | 473 | 3128 | 176 | 2 | 13 | 0 | 0 | 0 |
| 18 | SHASTO KALLYAN SHANGSTHA | 0 | 0 | 0 | 0 | 0 | 0 | 0 | 0 |
| 19 | Darpon | 4314 | 6926 | 997 | 2 | 0 | 0 | 0 | 0 |
| 20 | IPas Bangladesh | 520 | 4788 | 10 | 0 | 0 | 0 | 0 | 0 |
| 21 | Surjer Hasi Network | 2775 | 6840 | 705 | 2 | 2 | 0 | 8 | 8 |
| 22 | Friendship Bangladesh | 249 | 720 | 0 | 0 | 0 | 0 | 0 | 0 |
| 23 | Population Services & Training Centre (PSTC) | 218 | 3780 | 282 | 0 | 0 | 0 | 2 | 2 |
| 24 | SORNALY | 4224 | 6896 | 1097 | 4 | 0 | 0 | 0 | 0 |
| 25 | Chardulai | 3347 | 10408 | 1048 | 6 | 0 | 0 | 0 | 0 |
| 26 | KMSS | 615 | 5427 | 314 | 1 | 1 | 0 | 2 | 2 |
| NGO Total | | 162436 | 443564 | 30380 | 179 | 401 | 160 | 92 | 252 |
| 1 | DGHS Health Clinic | 606 | 780 | 42 | 11 | 4 | 0 | 51 | 51 |
| Multisector Total | | 606 | 780 | 42 | 11 | 4 | 0 | 51 | 51 |
| NGO & Multisector Total | | 163042 | 444344 | 30422 | 190 | 405 | 160 | 143 | 303 |
| Khulna Division | | | | | | | | | |
| 1 | Family Planning Association of Bangladesh (FPAB) | 32749 | 60548 | 2840 | 8 | 125 | 2 | 2 | 4 |
| 2 | BAVS | 1146 | 1008 | 352 | 0 | 9 | 56 | 0 | 56 |
| 3 | Marie Stopes Clinic | 406 | 3356 | 105 | 45 | 33 | 0 | 1 | 1 |
| 4 | Palli Shisu Foundation (PSF) | 638 | 3788 | 350 | 3 | 6 | 0 | 1 | 1 |
| 5 | Paribarik Shastha Clinic | 2973 | 11592 | 1049 | 14 | 18 | 0 | 1 | 1 |
| 6 | Jatio Tarun Shanga | 11030 | 18603 | 2709 | 3 | 18 | 0 | 2 | 2 |
| 7 | Paribar Kallyan Shangstha (PKS) | 27176 | 68591 | 8288 | 18 | 38 | 0 | 11 | 11 |
| 8 | PSTC | 140 | 985 | 652 | 0 | 7 | 0 | 0 | 0 |
| 9 | BRAC | 96 | 1200 | 28 | 0 | 0 | 0 | 0 | 0 |
| 10 | Sromo Kallyan Shangstha | 241 | 504 | 0 | 0 | 0 | 0 | 0 | 0 |
| 11 | Ad-Din Medical College Hospital | 3861 | 5360 | 1478 | 3 | 0 | 0 | 23 | 23 |
| 12 | CMH | 251 | 3200 | 4 | 0 | 0 | 0 | 0 | 0 |
| 13 | BWHC | 57 | 60 | 34 | 0 | 0 | 0 | 0 | 0 |
| 14 | R. H. Steps | 786 | 3576 | 195 | 17 | 0 | 0 | 0 | 0 |
| 15 | VPKA (VP KENDRA) | 4421 | 5090 | 1210 | 3 | 1 | 0 | 0 | 0 |

| Sl. No | NGO and Multisectors | Oral Pill (Cycles) | Condom (Pieces) | Injectable (Vials) | IUD (Cases) | Implant (Nos.) | Permanent Method (Nos.) | | |
|--------------------------|--|--------------------|-----------------|--------------------|-------------|----------------|-------------------------|--------|-------|
| | | | | | | | Male | Female | Total |
| 16 | CRC | 4127 | 4025 | 603 | 0 | 0 | 0 | 0 | 0 |
| 17 | SGS | 2880 | 6000 | 300 | 0 | 0 | 0 | 0 | 0 |
| 18 | Police Hospital | 44 | 1994 | 97 | 0 | 0 | 0 | 0 | 0 |
| 19 | Surjer Hasi Network | 3216 | 10644 | 2170 | 14 | 25 | 0 | 2 | 2 |
| 20 | Friendship Bangladesh | 615 | 1500 | 0 | 0 | 0 | 0 | 0 | 0 |
| 21 | BNS TITUMIR | 0 | 0 | 0 | 0 | 0 | 0 | 0 | 0 |
| 22 | COMUNITY CLINIC | 222 | 1056 | 152 | 0 | 0 | 0 | 0 | 0 |
| 23 | Peoples Development Community (PDC) | 9700 | 9900 | 975 | 0 | 0 | 0 | 0 | 0 |
| 24 | Urban Health Care | 964 | 2082 | 414 | 5 | 14 | 0 | 3 | 3 |
| 25 | KMSS | 1176 | 3120 | 611 | 0 | 6 | 0 | 0 | 0 |
| NGO Total | | 108915 | 227782 | 24616 | 133 | 300 | 58 | 46 | 104 |
| 1 | BGB | 131 | 2296 | 10 | 0 | 0 | 0 | 0 | 0 |
| 2 | Biman Bahini | 96 | 3580 | 6 | 0 | 0 | 0 | 0 | 0 |
| 3 | Paurasova | 99 | 168 | 0 | 0 | 0 | 0 | 0 | 0 |
| 4 | DGHS Health Clinic | 76 | 450 | 1 | 3 | 0 | 0 | 5 | 5 |
| 5 | Jessore Cantonmen | 2232 | 6000 | 32 | 0 | 0 | 0 | 2 | 2 |
| Multisector Total | | 2634 | 12494 | 49 | 3 | 0 | 0 | 7 | 7 |
| NGO & Multisector Total | | 111549 | 240276 | 24665 | 136 | 300 | 58 | 53 | 111 |
| Barishal Division | | | | | | | | | |
| 1 | Family Planning Association of Bangladesh (FPAB) | 7793 | 12168 | 1403 | 1 | 30 | 7 | 2 | 9 |
| 2 | BAVS | 103 | 5804 | 171 | 4 | 44 | 115 | 0 | 115 |
| 3 | Marie Stopes Clinic | 459 | 1156 | 71 | 22 | 16 | 11 | 0 | 11 |
| 4 | Paribarik Shastha Clinic | 394 | 747 | 404 | 0 | 4 | 0 | 0 | 0 |
| 5 | Shanirvar Bangladesh | 16752 | 29542 | 9809 | 5 | 0 | 0 | 0 | 0 |
| 6 | BRAC | 52 | 180 | 73 | 0 | 0 | 0 | 0 | 0 |
| 7 | R. H. Steps | 162 | 60 | 17 | 3 | 3 | 0 | 0 | 0 |
| 8 | IPas Bangladesh | 21 | 100 | 2 | 0 | 0 | 0 | 0 | 0 |
| 9 | Surjer Hasi Network | 861 | 3115 | 547 | 0 | 26 | 0 | 0 | 0 |
| 10 | Desh Bangla | 1404 | 1303 | 190 | 0 | 7 | 0 | 0 | 0 |
| NGO Total | | 28001 | 54175 | 12687 | 35 | 130 | 133 | 2 | 135 |
| 1 | Srama Kalyan Kendra | 86 | 185 | 0 | 0 | 0 | 0 | 0 | 0 |
| Multisector Total | | 86 | 185 | 0 | 0 | 0 | 0 | 0 | 0 |
| NGO & Multisector Total | | 28087 | 54360 | 12687 | 35 | 130 | 133 | 2 | 135 |
| Dhaka Division | | | | | | | | | |
| 1 | Family Planning Association of Bangladesh (FPAB) | 16390 | 46122 | 1545 | 10 | 95 | 1 | 0 | 1 |
| 2 | BAVS | 1349 | 17352 | 335 | 25 | 148 | 417 | 21 | 438 |
| 3 | Marie Stopes Clinic | 4694 | 17554 | 967 | 418 | 287 | 39 | 12 | 51 |
| 4 | Paribarik Shastha Clinic | 153 | 1404 | 19 | 2 | 0 | 0 | 0 | 0 |
| 5 | Jatio Tarun Shanga | 8864 | 25779 | 2608 | 19 | 38 | 0 | 0 | 0 |
| 6 | Bamaneh | 3694 | 12942 | 1338 | 13 | 0 | 0 | 0 | 0 |
| 7 | Paribar Kallyan Shangstha (PKS) | 0 | 0 | 0 | 0 | 0 | 0 | 0 | 0 |
| 8 | PSTC | 2263 | 591 | 801 | 15 | 53 | 0 | 0 | 0 |
| 9 | Shanirvar Bangladesh | 131124 | 169994 | 12843 | 102 | 84 | 2 | 12 | 14 |
| 10 | BRAC | 1833 | 6057 | 359 | 16 | 15 | 0 | 0 | 0 |
| 11 | Sromo Kallyan Shangstha | 1803 | 3500 | 33 | 0 | 0 | 0 | 0 | 0 |
| 12 | Ad-Din Medical College Hospital | 2141 | 5856 | 213 | 1 | 6 | 0 | 49 | 49 |
| 13 | BAPSA | 7062 | 35722 | 1569 | 53 | 34 | 0 | 6 | 6 |
| 14 | Radda Barnen | 377 | 8604 | 314 | 5 | 0 | 0 | 0 | 0 |
| 15 | UTPS | 4071 | 7176 | 727 | 45 | 2 | 0 | 1 | 1 |
| 16 | PSKP | 1670 | 3300 | 195 | 0 | 0 | 0 | 0 | 0 |
| 17 | Gono Shastha Kendra | 39 | 12 | 5 | 0 | 0 | 0 | 0 | 0 |
| 18 | Anirban Sangsad | 486 | 660 | 125 | 0 | 0 | 0 | 0 | 0 |
| 19 | ICDDR,B | 144 | 240 | 0 | 0 | 0 | 0 | 0 | 0 |
| 20 | CMH | 871 | 6900 | 35 | 0 | 0 | 0 | 0 | 0 |
| 21 | Spire | 963 | 0 | 73 | 0 | 0 | 0 | 0 | 0 |
| 22 | Shimantik | 4200 | 8578 | 955 | 44 | 82 | 0 | 5 | 5 |
| 23 | Nagar Unnoyan Somaj Seba Shangstha | 2091 | 2400 | 268 | 5 | 0 | 0 | 0 | 0 |
| 24 | TDH CLINIC | 1440 | 3200 | 36 | 0 | 16 | 0 | 0 | 0 |
| 25 | SHAKTI FOUNDATION | 443 | 280 | 27 | 0 | 0 | 0 | 0 | 0 |
| 26 | BWHC | 627 | 3420 | 187 | 0 | 0 | 0 | 0 | 0 |
| 27 | SUKHI PARIBAR SANGSTHA | 0 | 0 | 0 | 0 | 0 | 0 | 0 | 0 |
| 28 | Association in Training & Management (AITAM) | 39 | 336 | 12 | 0 | 0 | 6 | 3 | 9 |
| 29 | MANOBIK SHAHAJYA SAMITY | 59 | 4179 | 16 | 0 | 0 | 0 | 0 | 0 |
| 30 | R. H. Steps | 977 | 3972 | 240 | 36 | 38 | 0 | 3 | 3 |
| 31 | AL-FALAH MOJIN CLINIC | 5 | 72 | 46 | 0 | 0 | 0 | 0 | 0 |
| 32 | VPKA (VP KENDRA) | 14242 | 78504 | 3220 | 15 | 2 | 0 | 0 | 0 |
| 33 | MMKS | 180 | 528 | 50 | 0 | 0 | 0 | 0 | 0 |
| 34 | VFWA | 2659 | 23208 | 1231 | 9 | 36 | 0 | 0 | 0 |
| 35 | Nari Moytri | 3511 | 11094 | 1049 | 5 | 14 | 0 | 1 | 1 |
| 36 | SGS | 1680 | 3600 | 103 | 0 | 0 | 0 | 0 | 0 |
| 37 | CWFD | 1271 | 4464 | 553 | 0 | 0 | 0 | 0 | 0 |
| 38 | Surjer Hasi Network | 20550 | 41050 | 3606 | 19 | 14 | 2 | 0 | 2 |

| Sl. No | NGO and Multisectors | Oral Pill (Cycles) | Condom (Pieces) | Injectable (Vials) | IUD (Cases) | Implant (Nos.) | Permanent Method (Nos.) | | |
|----------------------------|--|--------------------|-----------------|--------------------|-------------|----------------|-------------------------|--------|-------|
| | | | | | | | Male | Female | Total |
| 39 | Kumudini Hospital | 484 | 1800 | 80 | 0 | 0 | 0 | 11 | 11 |
| 40 | Family Welfare Assosiation | 2916 | 3648 | 473 | 0 | 0 | 0 | 0 | 0 |
| 41 | Population Services & Training Centre (PSTC) | 19871 | 46005 | 3193 | 4 | 11 | 0 | 4 | 4 |
| 42 | Jonoseba M&C W Songstha | 1138 | 3384 | 220 | 8 | 0 | 0 | 0 | 0 |
| 43 | Sazeda Foundation | 427 | 1500 | 129 | 3 | 0 | 0 | 0 | 0 |
| 44 | Adarsha Paribar Kalyan Shangsta | 0 | 0 | 0 | 0 | 0 | 0 | 0 | 0 |
| 45 | Rural Health Development Organization(RHDO) | 45 | 120 | 15 | 0 | 0 | 0 | 0 | 0 |
| 46 | Daridra Paribar Seba Songshta | 3579 | 3372 | 365 | 0 | 0 | 0 | 0 | 0 |
| 47 | NAGAR SASTHO KENDRO | 1106 | 7800 | 518 | 3 | 14 | 0 | 0 | 0 |
| 48 | Urban Health Care | 609 | 3280 | 145 | 4 | 5 | 0 | 5 | 5 |
| 49 | Ideal Samaj Kallyan Sangatha | 3000 | 4320 | 370 | 0 | 0 | 0 | 0 | 0 |
| 50 | Sonali Din | 2960 | 2100 | 230 | 0 | 0 | 0 | 0 | 0 |
| 51 | Ahoshania Mission | 1973 | 9132 | 400 | 43 | 40 | 0 | 3 | 3 |
| 52 | Active Social Welfare Society | 1376 | 3743 | 221 | 0 | 0 | 0 | 0 | 0 |
| 53 | MISCS | 720 | 600 | 100 | 0 | 0 | 0 | 0 | 0 |
| 54 | Bashundhara Ad-din Medical College Hospital | 99 | 276 | 42 | 1 | 5 | 0 | 6 | 6 |
| 55 | Neer Seba Songtha | 652 | 4820 | 162 | 0 | 0 | 0 | 0 | 0 |
| 56 | Shishu Protiva Bikash Kendra (SPBK) | 651 | 1920 | 66 | 0 | 0 | 0 | 0 | 0 |
| NGO Total | | 285571 | 656470 | 42432 | 923 | 1039 | 467 | 142 | 609 |
| 1 | Biman Bahini | 23 | 432 | 1 | 0 | 0 | 0 | 0 | 0 |
| 2 | Sir Salimulla Medical College Hospital (Indoor) | 0 | 0 | 130 | 65 | 167 | 0 | 0 | 0 |
| 3 | BGME | 3699 | 14006 | 651 | 0 | 0 | 0 | 0 | 0 |
| 4 | DGHS Health Clinic | 89 | 75 | 5 | 0 | 0 | 0 | 0 | 0 |
| 5 | Victoria Hospital Narayanganj | 88 | 30 | 2 | 7 | 19 | 0 | 0 | 0 |
| 6 | Others Private Clinic | 0 | 0 | 0 | 0 | 0 | 0 | 89 | 89 |
| Multisector Total | | 3899 | 14543 | 789 | 72 | 186 | 0 | 89 | 89 |
| NGO & Multisector Total | | 289470 | 671013 | 43221 | 995 | 1225 | 467 | 231 | 698 |
| Mymensingh Division | | | | | | | | | |
| 1 | Family Planning Association of Bangladesh (FPAB) | 18156 | 28920 | 1110 | 2 | 37 | 2 | 2 | 4 |
| 2 | BAVS | 0 | 0 | 0 | 0 | 0 | 0 | 0 | 0 |
| 3 | Marie Stopes Clinic | 237 | 4750 | 64 | 11 | 35 | 0 | 0 | 0 |
| 4 | Paribarik Shastha Clinic | 0 | 0 | 0 | 0 | 0 | 0 | 0 | 0 |
| 5 | Jatio Tarun Shanga | 7707 | 12864 | 756 | 1 | 0 | 0 | 0 | 0 |
| 6 | Bamaneh | 3234 | 9773 | 1142 | 0 | 0 | 0 | 0 | 0 |
| 7 | Sunflower | 0 | 0 | 0 | 0 | 0 | 0 | 0 | 0 |
| 8 | Shanirvar Bangladesh | 18554 | 47514 | 3029 | 19 | 8 | 0 | 1 | 1 |
| 9 | BRAC | 203 | 480 | 39 | 0 | 0 | 0 | 0 | 0 |
| 10 | BAPSA | 0 | 0 | 0 | 0 | 0 | 0 | 0 | 0 |
| 11 | Gono Shastha Kendra | 0 | 0 | 0 | 0 | 0 | 0 | 0 | 0 |
| 12 | CMH | 0 | 0 | 0 | 0 | 0 | 0 | 0 | 0 |
| 13 | MALANCHA SEBA SAMITY | 0 | 0 | 0 | 0 | 0 | 0 | 0 | 0 |
| 14 | SUPIRAT | 0 | 0 | 0 | 0 | 0 | 0 | 0 | 0 |
| 15 | R. H. Steps | 57 | 204 | 12 | 17 | 16 | 0 | 0 | 0 |
| 16 | MODEL CLINIC | 548 | 2928 | 38 | 0 | 0 | 0 | 0 | 0 |
| 17 | CHCP | 0 | 0 | 0 | 0 | 0 | 0 | 0 | 0 |
| 18 | NSDP | 0 | 0 | 0 | 0 | 0 | 0 | 0 | 0 |
| 19 | SHASTO KALLYAN SHANGSTHA | 0 | 0 | 0 | 0 | 0 | 0 | 0 | 0 |
| 20 | Krishi Bisho | 59 | 200 | 0 | 0 | 0 | 0 | 0 | 0 |
| 21 | IPas Bangladesh | 643 | 1584 | 83 | 13 | 10 | 0 | 78 | 78 |
| 22 | Surjer Hasi Network | 7569 | 21477 | 1349 | 0 | 4 | 0 | 0 | 0 |
| 23 | Friendship Bangladesh | 90 | 86 | 0 | 0 | 0 | 0 | 0 | 0 |
| 24 | Saya Path | 0 | 0 | 0 | 0 | 0 | 0 | 0 | 0 |
| 25 | Shastha Prokalpo | 9 | 0 | 73 | 0 | 0 | 0 | 4 | 4 |
| NGO Total | | 57826 | 130043 | 7835 | 117 | 197 | 0 | 68 | 68 |
| 1 | BGB | 643 | 221 | 0 | 0 | 0 | 0 | 0 | 0 |
| 2 | BGME | 1519 | 14016 | 110 | 0 | 0 | 0 | 0 | 0 |
| 3 | DGHS Health Clinic | | | | | | | | |
| Multisector Total | | 2162 | 14237 | 110 | 0 | 0 | 0 | 0 | 0 |

| Sl. No | NGO and Multisectors | Oral Pill (Cycles) | Condom (Pieces) | Injectable (Vials) | IUD (Cases) | Implant (Nos.) | Permanent Method (Nos.) | | |
|--|--|--------------------|-----------------|--------------------|-------------|----------------|-------------------------|------------|-------------|
| | | | | | | | Male | Female | Total |
| NGO & Multisector Total | | 59988 | 144280 | 7945 | 117 | 197 | 0 | 68 | 68 |
| Chattogram Division | | | | | | | | | |
| 1 | Family Planning Association of Bangladesh (FPAB) | 21646 | 37378 | 2465 | 35 | 96 | 1 | 5 | 6 |
| 2 | BAVS | 153 | 5280 | 108 | 1 | 23 | 123 | 57 | 180 |
| 3 | Concern Women for Family Planning (CWFP) | 15 | 460 | 0 | 0 | 0 | 0 | 0 | 0 |
| 4 | Marie Stopes Clinic | 1679 | 9931 | 481 | 89 | 156 | 150 | 10 | 160 |
| 5 | Paribarik Shastha Clinic | 730 | 975 | 455 | 0 | 0 | 0 | 0 | 0 |
| 6 | Bamaneh | 2556 | 11780 | 822 | 10 | 0 | 0 | 0 | 0 |
| 7 | Shanirvar Bangladesh | 12165 | 30422 | 2287 | 27 | 0 | 0 | 0 | 0 |
| 8 | BRAC | 270 | 272 | 0 | 0 | 0 | 0 | 0 | 0 |
| 9 | Sromo Kallyan Shangstha | 195 | 13 | 44 | 0 | 0 | 0 | 0 | 0 |
| 10 | BAPSA | 862 | 1368 | 89 | 3 | 0 | 0 | 0 | 0 |
| 11 | FDSR | 24837 | 32760 | 4137 | 38 | 63 | 0 | 4 | 4 |
| 12 | CMH | 1027 | 11944 | 151 | 55 | 9 | 0 | 30 | 30 |
| 13 | BWHC | 123 | 300 | 24 | 0 | 0 | 0 | 0 | 0 |
| 14 | SUPIRAT | 7577 | 23004 | 3951 | 12 | 1 | 0 | 2 | 2 |
| 15 | PROSHANTI | 1397 | 1788 | 491 | 1 | 0 | 0 | 0 | 0 |
| 16 | NISKRITY | 1641 | 4092 | 830 | 0 | 0 | 0 | 0 | 0 |
| 17 | IMAGE | 2250 | 6312 | 944 | 3 | 2 | 0 | 2 | 2 |
| 18 | MOMOTA | 4515 | 13812 | 1366 | 31 | 133 | 0 | 21 | 21 |
| 19 | SUS (TMA , NASIRABAD) | 10942 | 22752 | 1231 | 4 | 1 | 0 | 0 | 0 |
| 20 | SHED | 0 | 0 | 0 | 0 | 0 | 0 | 0 | 0 |
| 21 | ISDE | 0 | 0 | 0 | 0 | 0 | 0 | 0 | 0 |
| 22 | CUFL | 73 | 650 | 0 | 0 | 0 | 0 | 0 | 0 |
| 23 | JUSH | 0 | 0 | 0 | 0 | 0 | 0 | 0 | 0 |
| 24 | R. H. Steps | 1113 | 1852 | 258 | 29 | 14 | 0 | 0 | 0 |
| 25 | MODEL CLINIC | 1642 | 2328 | 23 | 38 | 30 | 0 | 43 | 43 |
| 26 | BANDHAN | 3045 | 8342 | 304 | 0 | 0 | 0 | 0 | 0 |
| 27 | Ghasful | 939 | 11280 | 69 | 2 | 0 | 0 | 0 | 0 |
| 28 | IPas Bangladesh | 194 | 10 | 12 | 0 | 0 | 0 | 0 | 0 |
| 29 | Surjer Hasi Network | 14130 | 35230 | 4485 | 28 | 21 | 0 | 0 | 0 |
| 30 | Saya Path | 2358 | 13236 | 594 | 13 | 24 | 52 | 0 | 52 |
| 31 | B. R. D. B | 291 | 1248 | 60 | 0 | 0 | 0 | 0 | 0 |
| 32 | RTMI | 1784 | 6468 | 550 | 8 | 74 | 0 | 0 | 0 |
| 33 | NAGAR MATRI SADAN | 939 | 2688 | 379 | 6 | 30 | 1 | 2 | 3 |
| 34 | Urban Health Care | 1242 | 1416 | 349 | 6 | 7 | 0 | 0 | 0 |
| 35 | Mission Hospital, Chandraghona | 680 | 745 | 19 | 0 | 0 | 0 | 0 | 0 |
| 36 | Smiling Sun Network | 2564 | 3432 | 1310 | 2 | 6 | 0 | 0 | 0 |
| NGO Total | | 125574 | 303568 | 28288 | 441 | 690 | 327 | 176 | 503 |
| 1 | BGB | 120 | 3098 | 2 | 0 | 0 | 0 | 0 | 0 |
| 2 | Comilla Cantonment | 652 | 7000 | 31 | 0 | 0 | 0 | 4 | 4 |
| 3 | Biman Bahini | 78 | 2832 | 4 | 1 | 0 | 0 | 0 | 0 |
| 4 | Navy | 369 | 8672 | 19 | 11 | 0 | 0 | 0 | 0 |
| 5 | Railway Hospital | 100 | 192 | 26 | 0 | 0 | 0 | 0 | 0 |
| 6 | BGC Traust | 4 | 60 | 0 | 0 | 0 | 0 | 0 | 0 |
| 7 | BGME | 57 | 132 | 0 | 0 | 0 | 0 | 0 | 0 |
| 8 | DGHS Health Clinic | 382 | 36 | 10 | 66 | 20 | 0 | 34 | 34 |
| 9 | BKMEA | 155 | 883 | 38 | 0 | 0 | 0 | 0 | 0 |
| 10 | Others Private Clinic | 0 | 0 | 0 | 0 | 0 | 0 | 18 | 18 |
| Multisector Total | | 1917 | 22905 | 130 | 78 | 20 | 0 | 56 | 56 |
| NGO & Multisector Total | | 127491 | 326473 | 28418 | 519 | 710 | 327 | 232 | 559 |
| Sylhet Division | | | | | | | | | |
| 1 | Family Planning Association of Bangladesh (FPAB) | 656 | 19000 | 352 | 0 | 33 | 0 | 1 | 1 |
| 2 | BAVS | 759 | 1536 | 26 | 0 | 58 | 55 | 15 | 70 |
| 3 | Marie Stopes Clinic | 650 | 2107 | 171 | 48 | 16 | 1 | 24 | 25 |
| 4 | BRAC | 459 | 912 | 329 | 10 | 10 | 0 | 0 | 0 |
| 5 | CMH | 150 | 4800 | 98 | 0 | 0 | 0 | 0 | 0 |
| 6 | Shimantik | 17903 | 28411 | 3749 | 9 | 76 | 0 | 3 | 3 |
| 7 | BWHC | 736 | 3115 | 1917 | 2 | 3 | 0 | 26 | 26 |
| 8 | RED CRESCENT SANGSTHA | 73 | 0 | 21 | 0 | 0 | 0 | 0 | 0 |
| 9 | R. H. Steps | 544 | 112 | 30 | 4 | 16 | 0 | 0 | 0 |
| 10 | VARD, SYLHET | 0 | 0 | 0 | 0 | 0 | 0 | 0 | 0 |
| 11 | Sylhet Samaj Kallyan Sangatha | 1054 | 5727 | 3528 | 0 | 0 | 0 | 3 | 3 |
| 12 | Surjer Hasi Network | 1431 | 5076 | 377 | 1 | 0 | 0 | 0 | 0 |
| 13 | SUPPS | 0 | 0 | 0 | 0 | 0 | 0 | 0 | 0 |
| 14 | TIL Welfare Division | 16 | 204 | 0 | 0 | 0 | 0 | 0 | 0 |
| 15 | Govt. Labour Welfare Center | 0 | 0 | 0 | 0 | 0 | 0 | 0 | 0 |
| NGO Total | | 24431 | 71000 | 10598 | 74 | 212 | 56 | 72 | 128 |
| 1 | BGB | 24 | 696 | 0 | 0 | 0 | 0 | 0 | 0 |
| 2 | Srama Kalyan Kendra | 88 | 198 | 0 | 0 | 0 | 0 | 0 | 0 |
| 3 | DGHS Health Clinic | 553 | 1296 | 36 | 46 | 2 | 0 | 0 | 0 |
| Multisector Total | | 665 | 2190 | 36 | 46 | 2 | 0 | 0 | 0 |
| NGO & Multisector Total | | 25096 | 73190 | 10634 | 120 | 214 | 56 | 72 | 128 |
| NGO & Multisector Grand Total of National | | 908813 | 2143571 | 176723 | 2272 | 3588 | 1222 | 868 | 2090 |

Table -9: District wise Projection, Performance and Achievement Rate of Permanent and Long Acting Methods

| District | Permanent Method (Cases) | | | | | IUD (Cases) | | | | | Implant (Cases) | | | | |
|----------------------|--------------------------|-----------------|---------------|--------------------|---------------|-------------------|-----------------|---------------|--------------------|---------------|-------------------|-----------------|---------------|--------------------|---------------|
| | Yearly Projection | Reporting Month | | July'19 to Jan.'20 | | Yearly Projection | Reporting Month | | July'19 to Jan.'20 | | Yearly Projection | Reporting Month | | July'19 to Jan.'20 | |
| | | Perform. | Achi. Rate(%) | Perform. | Achi. Rate(%) | | Perform. | Achi. Rate(%) | Perform. | Achi. Rate(%) | | Perform. | Achi. Rate(%) | Perform. | Achi. Rate(%) |
| Dinajpur | 3851 | 293 | 91.3 | 2563 | 114.1 | 3257 | 265 | 97.6 | 2313 | 121.7 | 15257 | 1053 | 82.8 | 11778 | 132.3 |
| Thakurgaon | 1910 | 123 | 77.3 | 735 | 66.0 | 1843 | 86 | 56.0 | 726 | 67.5 | 5612 | 220 | 47.0 | 2366 | 72.3 |
| Panchgarh | 1127 | 67 | 71.3 | 409 | 62.2 | 1593 | 79 | 59.5 | 599 | 64.5 | 4361 | 499 | 137.3 | 3100 | 121.9 |
| Nilphamari | 2197 | 155 | 84.7 | 1065 | 83.1 | 2813 | 196 | 83.6 | 2113 | 128.8 | 5950 | 466 | 94.0 | 4480 | 129.1 |
| Rangpur | 3621 | 290 | 96.1 | 2630 | 124.5 | 5609 | 264 | 56.5 | 2535 | 77.5 | 10276 | 691 | 80.7 | 6876 | 114.7 |
| Kurigram | 2322 | 69 | 35.7 | 471 | 34.8 | 7436 | 266 | 42.9 | 2263 | 52.2 | 10058 | 477 | 56.9 | 3921 | 66.8 |
| Gaibandha | 3600 | 368 | 122.7 | 2671 | 127.2 | 6040 | 247 | 49.1 | 2203 | 62.5 | 10230 | 692 | 81.2 | 6045 | 101.3 |
| Lalmonirhat | 3208 | 122 | 45.6 | 807 | 43.1 | 5890 | 168 | 34.2 | 1537 | 44.7 | 8512 | 362 | 51.0 | 3435 | 69.2 |
| Rangpur Div. | 21836 | 1487 | 81.7 | 11351 | 89.1 | 34481 | 1571 | 54.7 | 14289 | 71.0 | 70256 | 4460 | 76.2 | 42001 | 102.5 |
| Bogura | 3973 | 205 | 61.9 | 1837 | 79.3 | 5145 | 260 | 60.6 | 2707 | 90.2 | 15083 | 1210 | 96.3 | 9736 | 110.7 |
| Joipurhat | 1021 | 143 | 168.1 | 1224 | 205.5 | 1317 | 63 | 57.4 | 698 | 90.9 | 4803 | 319 | 79.7 | 4456 | 159.0 |
| Naoagan | 2078 | 142 | 82.0 | 1096 | 90.4 | 2031 | 189 | 111.7 | 1488 | 125.6 | 9455 | 407 | 51.7 | 4331 | 78.5 |
| Chapai Nawabganj | 2856 | 162 | 68.1 | 1167 | 70.0 | 2689 | 116 | 51.8 | 865 | 55.1 | 3520 | 151 | 51.5 | 1579 | 76.9 |
| Rajshahi | 4543 | 237 | 62.6 | 1767 | 66.7 | 6050 | 163 | 32.3 | 1450 | 41.1 | 9978 | 786 | 94.5 | 5207 | 89.5 |
| Natore | 3137 | 157 | 60.1 | 1448 | 79.1 | 2856 | 136 | 57.1 | 1133 | 68.0 | 7313 | 637 | 104.5 | 4623 | 108.4 |
| Pabna | 1844 | 45 | 29.3 | 347 | 32.3 | 4706 | 319 | 81.3 | 2271 | 82.7 | 5618 | 589 | 125.8 | 3989 | 121.7 |
| Seraiganj | 3100 | 75 | 29.0 | 639 | 35.3 | 8071 | 446 | 66.3 | 3310 | 70.3 | 8940 | 549 | 73.7 | 4624 | 88.7 |
| Rajshahi Div. | 22552 | 1166 | 62.0 | 9525 | 72.4 | 32865 | 1692 | 61.8 | 13922 | 72.6 | 8940 | 4648 | 623.9 | 38545 | 739.1 |
| Kushtia | 1989 | 144 | 86.9 | 1125 | 97.0 | 2207 | 84 | 45.7 | 489 | 38.0 | 7075 | 359 | 60.9 | 1379 | 33.4 |
| Meherpur | 907 | 73 | 96.6 | 517 | 97.7 | 542 | 13 | 28.8 | 208 | 65.8 | 1706 | 108 | 76.0 | 355 | 35.7 |
| Chuadanga | 1657 | 107 | 77.5 | 859 | 88.9 | 1205 | 90 | 89.6 | 709 | 100.9 | 3757 | 357 | 114.0 | 1700 | 77.6 |
| Jhenaidaha | 1977 | 108 | 65.6 | 1065 | 92.3 | 1701 | 158 | 111.5 | 976 | 98.4 | 4717 | 492 | 125.2 | 2146 | 78.0 |
| Magura | 1604 | 98 | 73.3 | 627 | 67.0 | 1461 | 116 | 95.3 | 812 | 95.3 | 3672 | 333 | 108.8 | 1303 | 60.8 |
| Narail | 1000 | 39 | 46.8 | 311 | 53.3 | 1075 | 29 | 32.4 | 432 | 68.9 | 2700 | 158 | 70.2 | 751 | 47.7 |
| Jashore | 2496 | 109 | 52.4 | 1045 | 71.8 | 3461 | 145 | 50.3 | 1647 | 81.6 | 3620 | 639 | 211.8 | 3360 | 159.1 |
| Khulna | 2704 | 174 | 77.2 | 1439 | 91.2 | 3097 | 307 | 119.0 | 3299 | 182.6 | 8067 | 521 | 77.5 | 3863 | 82.1 |
| Bagerhat | 1859 | 48 | 31.0 | 436 | 40.2 | 2199 | 80 | 43.7 | 1046 | 81.5 | 4399 | 318 | 86.7 | 1986 | 77.4 |
| Satkhira | 2208 | 89 | 48.4 | 801 | 62.2 | 1980 | 115 | 69.7 | 887 | 76.8 | 4427 | 298 | 80.8 | 1810 | 70.1 |
| Khulna Div. | 18401 | 989 | 64.5 | 8225 | 76.6 | 18928 | 1137 | 72.1 | 10505 | 95.1 | 44140 | 3583 | 97.4 | 18653 | 72.4 |
| Barguna | 1672 | 146 | 104.8 | 1036 | 106.2 | 2340 | 75 | 38.5 | 783 | 57.4 | 5717 | 464 | 97.4 | 4019 | 120.5 |
| Patuakhali | 2441 | 94 | 46.2 | 966 | 67.8 | 4037 | 191 | 56.8 | 1782 | 75.7 | 7056 | 684 | 116.3 | 6236 | 151.5 |
| Barishal | 2307 | 135 | 70.2 | 1318 | 97.9 | 3355 | 179 | 64.0 | 1696 | 86.7 | 5968 | 624 | 125.5 | 4351 | 125.0 |
| Jhalakati | 2022 | 32 | 19.0 | 255 | 21.6 | 1175 | 37 | 37.8 | 362 | 52.8 | 2329 | 145 | 74.7 | 1319 | 97.1 |
| Bhola | 2818 | 116 | 49.4 | 877 | 53.4 | 5215 | 154 | 35.4 | 1326 | 43.6 | 7518 | 440 | 70.2 | 3796 | 86.6 |
| Pirojpur | 2172 | 70 | 38.7 | 474 | 37.4 | 2939 | 152 | 62.1 | 1324 | 77.2 | 3187 | 299 | 112.6 | 2779 | 149.5 |
| Barishal Div. | 13432 | 593 | 53.0 | 4926 | 62.9 | 19061 | 788 | 49.6 | 7273 | 65.4 | 31775 | 2656 | 100.3 | 22500 | 121.4 |

| District | Permanent Method (Cases) | | | | | IUD (Cases) | | | | | Implant (Cases) | | | | |
|------------------------|--------------------------|-----------------|---------------|--------------------|---------------|-------------------|-----------------|---------------|--------------------|---------------|-------------------|-----------------|---------------|--------------------|---------------|
| | Yearly Projection | Reporting Month | | July'19 to Jan.'20 | | Yearly Projection | Reporting Month | | July'19 to Jan.'20 | | Yearly Projection | Reporting Month | | July'19 to Jan.'20 | |
| | | Perform. | Achi. Rate(%) | Perform. | Achi. Rate(%) | | Perform. | Achi. Rate(%) | Perform. | Achi. Rate(%) | | Perform. | Achi. Rate(%) | Perform. | Achi. Rate(%) |
| Gopalganj | 2099 | 131 | 74.9 | 1123 | 91.7 | 1163 | 67 | 69.1 | 764 | 112.6 | 4190 | 300 | 85.9 | 2669 | 109.2 |
| Madaripur | 1218 | 61 | 60.1 | 520 | 73.2 | 1618 | 165 | 122.4 | 1285 | 136.1 | 5057 | 335 | 79.5 | 3081 | 104.4 |
| Shariatpur | 2470 | 56 | 27.2 | 416 | 28.9 | 2660 | 161 | 72.6 | 1298 | 83.7 | 3621 | 373 | 123.6 | 2268 | 107.4 |
| Faridpur | 3237 | 152 | 56.3 | 1666 | 88.2 | 2212 | 290 | 157.3 | 2527 | 195.8 | 6103 | 665 | 130.8 | 5969 | 167.7 |
| Rajbari | 1020 | 74 | 87.1 | 602 | 101.2 | 1010 | 177 | 210.3 | 1360 | 230.8 | 3520 | 426 | 145.2 | 3803 | 185.2 |
| Dhaka | 12800 | 1113 | 104.3 | 7968 | 106.7 | 10729 | 1246 | 139.4 | 8281 | 132.3 | 12795 | 1245 | 116.8 | 8704 | 116.6 |
| Gazipur | 4980 | 99 | 23.9 | 1011 | 34.8 | 6135 | 158 | 30.9 | 1255 | 35.1 | 7522 | 352 | 56.2 | 2979 | 67.9 |
| Munshiganj | 3604 | 78 | 26.0 | 578 | 27.5 | 3163 | 116 | 44.0 | 934 | 50.6 | 4829 | 194 | 48.2 | 1944 | 69.0 |
| Narayanganj | 3193 | 245 | 92.1 | 2093 | 112.4 | 10574 | 244 | 27.7 | 1814 | 29.4 | 10243 | 434 | 50.8 | 3385 | 56.7 |
| Narshingdi | 4516 | 217 | 57.7 | 2358 | 89.5 | 3681 | 284 | 92.6 | 2177 | 101.4 | 6081 | 307 | 60.6 | 2991 | 84.3 |
| Manikganj | 5162 | 377 | 87.6 | 2946 | 97.8 | 3373 | 68 | 24.2 | 763 | 38.8 | 5027 | 416 | 99.3 | 3345 | 114.1 |
| Tangail | 6903 | 202 | 35.1 | 1816 | 45.1 | 6979 | 393 | 67.6 | 3148 | 77.3 | 10073 | 970 | 115.6 | 6725 | 114.5 |
| Kishoreganj | 5326 | 92 | 20.7 | 929 | 29.9 | 4815 | 167 | 41.6 | 1749 | 62.3 | 9456 | 463 | 58.8 | 5009 | 90.8 |
| Dhaka Div. | 56528 | 2897 | 61.5 | 717 | 2.2 | 58112 | 3536 | 73.0 | 27355 | 80.7 | 88517 | 6480 | 87.8 | 52872 | 102.4 |
| Jamalpur | 2402 | 111 | 55.5 | 1869 | 133.4 | 4438 | 42 | 11.4 | 541 | 20.9 | 8259 | 356 | 51.7 | 3280 | 68.1 |
| Sherpur | 2058 | 243 | 141.7 | 2374 | 197.8 | 1957 | 344 | 210.9 | 3368 | 295.0 | 5832 | 986 | 202.9 | 8633 | 253.8 |
| Mymensingh | 7475 | 260 | 41.7 | 846 | 19.4 | 15271 | 304 | 23.9 | 3247 | 36.5 | 15025 | 898 | 71.7 | 7810 | 89.1 |
| Netrokona | 1855 | 72 | 46.6 | 776 | 71.7 | 2481 | 69 | 33.4 | 693 | 47.9 | 9006 | 583 | 77.7 | 5585 | 106.3 |
| Mymensingh Div. | 13790 | 686 | 59.7 | 2927 | 36.4 | 24147 | 759 | 37.7 | 7849 | 55.7 | 38122 | 2823 | 88.9 | 25308 | 113.8 |
| B. Baria | 3018 | 71 | 28.2 | 1216 | 69.1 | 4889 | 214 | 52.5 | 1734 | 60.8 | 8529 | 723 | 101.7 | 5811 | 116.8 |
| Cumilla | 5969 | 350 | 70.4 | 651 | 18.7 | 9394 | 672 | 85.8 | 6085 | 111.0 | 11247 | 921 | 98.3 | 7005 | 106.8 |
| Chandpur | 3228 | 158 | 58.7 | 1317 | 69.9 | 4268 | 325 | 91.4 | 2774 | 111.4 | 7374 | 619 | 100.7 | 5382 | 125.1 |
| Feni | 2520 | 89 | 42.4 | 433 | 29.5 | 2987 | 237 | 95.2 | 1798 | 103.2 | 4679 | 294 | 75.4 | 2611 | 95.7 |
| Noakhali | 2568 | 186 | 86.9 | 3001 | 200.3 | 3260 | 274 | 100.9 | 2370 | 124.6 | 9864 | 740 | 90.0 | 5887 | 102.3 |
| Laxmipur | 4427 | 57 | 15.5 | 688 | 26.6 | 7039 | 165 | 28.1 | 1124 | 27.4 | 8621 | 422 | 58.7 | 3199 | 63.6 |
| Chattogram | 4983 | 394 | 94.9 | 84 | 2.9 | 9482 | 939 | 118.8 | 8020 | 145.0 | 15487 | 1348 | 104.4 | 11859 | 131.3 |
| Cox's Bazar | 4192 | 98 | 28.1 | 176 | 7.2 | 4311 | 315 | 87.7 | 2320 | 92.3 | 10746 | 840 | 93.8 | 7137 | 113.9 |
| Rangamati | 1454 | 12 | 9.9 | 169 | 19.9 | 1114 | 49 | 52.8 | 555 | 85.4 | 2989 | 213 | 85.5 | 1595 | 91.5 |
| Khagrachhari | 2396 | 20 | 10.0 | 2386 | 170.7 | 1140 | 153 | 161.1 | 1045 | 157.1 | 3315 | 290 | 105.0 | 2149 | 111.1 |
| Bandarban | 886 | 13 | 17.6 | 669 | 129.4 | 1818 | 74 | 48.8 | 871 | 82.1 | 2581 | 135 | 62.8 | 1403 | 93.2 |
| Chattogram Div. | 35641 | 1448 | 48.8 | 10790 | 51.9 | 49702 | 3417 | 82.5 | 28696 | 99.0 | 85432 | 6545 | 91.9 | 54038 | 108.4 |
| Sylhet | 3750 | 239 | 76.5 | 2386 | 109.1 | 2200 | 227 | 123.8 | 1762 | 137.3 | 9000 | 682 | 90.9 | 5593 | 106.5 |
| Habiganj | 6384 | 80 | 15.0 | 669 | 18.0 | 3811 | 106 | 33.4 | 964 | 43.4 | 6977 | 367 | 63.1 | 3388 | 83.2 |
| Moulavibazar | 3099 | 52 | 20.1 | 508 | 28.1 | 3326 | 148 | 53.4 | 1432 | 73.8 | 6066 | 268 | 53.0 | 2631 | 74.4 |
| Sunamganj | 5182 | 73 | 16.9 | 1146 | 37.9 | 6781 | 121 | 21.4 | 1380 | 34.9 | 8453 | 575 | 81.6 | 7086 | 143.7 |
| Sylhet Div. | 18415 | 444 | 28.9 | 4709 | 43.8 | 16118 | 602 | 44.8 | 5538 | 58.9 | 30496 | 1892 | 74.4 | 18698 | 105.1 |
| National | 200595 | 9710 | 58.1 | 53170 | 45.4 | 253414 | 13502 | 63.9 | 115427 | 78.1 | 397678 | 33087 | 99.8 | 272615 | 117.5 |

Table-10: District wise Projection, Performance and Achievement Rate of Short Acting Methods

| District | Injectables | | | | | Oral Pill | | | | | Condom | | | | |
|----------------------|-------------------|-------------------|----------------|--------------------|----------------|-------------------|-------------------|----------------|--------------------|----------------|-------------------|-------------------|----------------|--------------------|----------------|
| | Yearly Projection | Reporting Month | | July'19 to Jan.'20 | | Yearly Projection | Reporting Month | | July'19 to Jan.'20 | | Yearly Projection | Reporting Month | | July'19 to Jan.'20 | |
| | | Perform. (in CYP) | Achi. Rate (%) | Perform. | Achi. Rate (%) | | Perform. (in CYP) | Achi. Rate (%) | Perform. | Achi. Rate (%) | | Perform. (in CYP) | Achi. Rate (%) | Perform. | Achi. Rate (%) |
| Dinajpur | 124862 | 3547 | 34.1 | 24037 | 33.0 | 256295 | 10647 | 49.9 | 72038 | 67.5 | 46002 | 791 | 20.6 | 5682 | 21.2 |
| Thakurgaon | 57105 | 2851 | 59.9 | 20960 | 62.9 | 117216 | 4937 | 50.5 | 33701 | 69.0 | 21039 | 276 | 15.7 | 2072 | 16.9 |
| Panchgarh | 44094 | 2584 | 70.3 | 18076 | 70.3 | 90508 | 4970 | 65.9 | 35731 | 94.7 | 16245 | 275 | 20.3 | 2032 | 21.4 |
| Nilphamari | 77921 | 3876 | 59.7 | 26401 | 58.1 | 159943 | 7803 | 58.5 | 54736 | 82.1 | 28708 | 418 | 17.5 | 3090 | 18.5 |
| Rangpur | 121279 | 6709 | 66.4 | 46346 | 65.5 | 248941 | 11292 | 54.4 | 75138 | 72.4 | 44682 | 950 | 25.5 | 6960 | 26.7 |
| Kurigram | 101175 | 5475 | 64.9 | 42158 | 71.4 | 207675 | 9944 | 57.5 | 63399 | 73.3 | 37275 | 880 | 28.3 | 6822 | 31.4 |
| Gaibandha | 104087 | 6997 | 80.7 | 47392 | 78.1 | 213651 | 12273 | 68.9 | 80259 | 90.2 | 38348 | 1195 | 37.4 | 8490 | 38.0 |
| Lalmonirhat | 52774 | 3091 | 70.3 | 21984 | 71.4 | 108325 | 4756 | 52.7 | 32272 | 71.5 | 19443 | 330 | 20.4 | 2424 | 21.4 |
| Rangpur Div. | 683296 | 35130 | 61.7 | 247354 | 62.1 | 1402554 | 66622 | 57.0 | 447274 | 76.5 | 251741 | 5115 | 24.4 | 37572 | 25.6 |
| Bogura | 145699 | 4587 | 37.8 | 31474 | 37.0 | 299066 | 11795 | 47.3 | 83277 | 66.8 | 53679 | 2222 | 49.7 | 15888 | 50.7 |
| Joipurhat | 40037 | 778 | 23.3 | 5257 | 22.5 | 82181 | 2769 | 40.4 | 19113 | 55.8 | 14750 | 392 | 31.9 | 2792 | 32.4 |
| Noagaon | 110993 | 2978 | 32.2 | 19378 | 29.9 | 227829 | 10703 | 56.4 | 73754 | 77.7 | 40892 | 1141 | 33.5 | 7824 | 32.8 |
| Nawabganj | 70947 | 2194 | 37.1 | 14557 | 35.2 | 145628 | 4566 | 37.6 | 30391 | 50.1 | 26138 | 1046 | 48.0 | 7001 | 45.9 |
| Rajshahi | 115903 | 4443 | 46.0 | 29182 | 43.2 | 237907 | 8681 | 43.8 | 61627 | 62.2 | 42701 | 2121 | 59.6 | 14849 | 59.6 |
| Natore | 77696 | 2346 | 36.2 | 15605 | 34.4 | 159481 | 7012 | 52.8 | 45425 | 68.4 | 28625 | 1182 | 49.6 | 8494 | 50.9 |
| Pabna | 110935 | 5452 | 59.0 | 36518 | 56.4 | 227709 | 9932 | 52.3 | 70876 | 74.7 | 40871 | 1440 | 42.3 | 9842 | 41.3 |
| Serajganj | 123356 | 6712 | 65.3 | 45662 | 63.5 | 253204 | 14313 | 67.8 | 92259 | 87.4 | 45447 | 2154 | 56.9 | 14915 | 56.3 |
| Rajshahi Div. | 795566 | 29490 | 44.5 | 197633 | 42.6 | 1633004 | 69771 | 51.3 | 476722 | 70.1 | 293103 | 11698 | 47.9 | 81605 | 47.7 |
| Kushtia | 86570 | 3778 | 52.4 | 24998 | 49.5 | 177697 | 6007 | 40.6 | 43369 | 58.6 | 31894 | 1117 | 42.0 | 8034 | 43.2 |
| Meherpur | 30652 | 2025 | 79.3 | 13707 | 76.7 | 62917 | 1424 | 27.2 | 10016 | 38.2 | 11293 | 353 | 37.5 | 2669 | 40.5 |
| Chuadanga | 48462 | 2888 | 71.5 | 19460 | 68.8 | 99475 | 3089 | 37.3 | 21726 | 52.4 | 17855 | 528 | 35.5 | 3650 | 35.0 |
| Jhenaidaha | 73673 | 2114 | 34.4 | 15947 | 37.1 | 151224 | 4800 | 38.1 | 33263 | 52.8 | 27143 | 681 | 30.1 | 5065 | 32.0 |
| Magura | 36637 | 1340 | 43.9 | 9507 | 44.5 | 75203 | 3308 | 52.8 | 21508 | 68.6 | 13498 | 382 | 34.0 | 2669 | 33.9 |
| Narail | 29508 | 968 | 39.4 | 6883 | 40.0 | 60569 | 2480 | 49.1 | 16523 | 65.5 | 10871 | 398 | 43.9 | 3034 | 47.8 |
| Jashore | 115970 | 6032 | 62.4 | 41306 | 61.1 | 238045 | 8510 | 42.9 | 59365 | 59.9 | 42726 | 1593 | 44.7 | 11425 | 45.8 |
| Khulna | 94014 | 4093 | 52.2 | 28124 | 51.3 | 192977 | 9333 | 58.0 | 64766 | 80.5 | 34637 | 1808 | 62.6 | 12734 | 63.0 |
| Bagerhat | 58241 | 2087 | 43.0 | 14929 | 43.9 | 119547 | 5905 | 59.3 | 44410 | 89.2 | 21457 | 835 | 46.7 | 5866 | 46.9 |
| Satkhira | 82439 | 2914 | 42.4 | 20038 | 41.7 | 169217 | 7679 | 54.5 | 52592 | 74.6 | 30372 | 1089 | 43.0 | 7863 | 44.4 |
| Khulna Div. | 656168 | 28239 | 51.6 | 194899 | 50.9 | 1346871 | 52535 | 46.8 | 367538 | 65.5 | 241746 | 8784 | 43.6 | 63009 | 44.7 |
| Barguna | 37401 | 1985 | 63.7 | 14049 | 64.4 | 76770 | 3328 | 52.0 | 22918 | 71.6 | 13779 | 235 | 20.5 | 1715 | 21.3 |
| Patuakhali | 63946 | 3661 | 68.7 | 25894 | 69.4 | 131258 | 5523 | 50.5 | 37561 | 68.7 | 23559 | 399 | 20.3 | 2862 | 20.8 |
| Barishal | 80113 | 4288 | 64.2 | 29618 | 63.4 | 164442 | 6616 | 48.3 | 45523 | 66.4 | 29515 | 719 | 29.2 | 5243 | 30.5 |
| Jhalakati | 21818 | 909 | 50.0 | 6440 | 50.6 | 44783 | 1633 | 43.8 | 11427 | 61.2 | 8038 | 162 | 24.2 | 1248 | 26.6 |
| Bhola | 69787 | 7883 | 135.5 | 54156 | 133.0 | 143247 | 4421 | 37.0 | 29741 | 49.8 | 25711 | 480 | 22.4 | 3337 | 22.2 |
| Pirojpur | 38471 | 1786 | 55.7 | 12531 | 55.8 | 78967 | 4608 | 70.0 | 31526 | 95.8 | 14174 | 530 | 44.9 | 3717 | 45.0 |
| Barishal Div. | 311535 | 20512 | 79.0 | 142688 | 78.5 | 639467 | 26129 | 49.0 | 178696 | 67.1 | 114776 | 2525 | 26.4 | 18122 | 27.1 |

| District | Injectables | | | | | Oral Pill | | | | | Condom | | | | |
|------------------------|-------------------|-------------------|----------------|--------------------|---------------|-------------------|-------------------|----------------|--------------------|---------------|-------------------|-------------------|----------------|--------------------|---------------|
| | Yearly Projection | Reporting Month | | July'19 to Jan.'20 | | Yearly Projection | Reporting Month | | July'19 to Jan.'20 | | Yearly Projection | Reporting Month | | July'19 to Jan.'20 | |
| | | Perform. (in CYP) | Achi. Rate (%) | Perform. | Achi. Rate(%) | | Perform. (in CYP) | Achi. Rate (%) | Perform. | Achi. Rate(%) | | Perform. (in CYP) | Achi. Rate (%) | Perform. | Achi. Rate(%) |
| Gopalganj | 41528 | 1226 | 35.4 | 9128 | 37.7 | 85242 | 4618 | 65.0 | 33744 | 95.0 | 15300 | 594 | 46.6 | 4775 | 53.5 |
| Madaripur | 44255 | 2260 | 61.3 | 16255 | 63.0 | 90840 | 4258 | 56.2 | 28857 | 76.2 | 16305 | 480 | 35.3 | 3526 | 37.1 |
| Shariatpur | 40587 | 1337 | 39.5 | 9499 | 40.1 | 83311 | 2845 | 41.0 | 21047 | 60.6 | 14953 | 411 | 33.0 | 3065 | 35.1 |
| Faridpur | 74597 | 2236 | 36.0 | 15514 | 35.7 | 153121 | 5832 | 45.7 | 41279 | 64.7 | 27483 | 1120 | 48.9 | 7995 | 49.9 |
| Rajbari | 43921 | 1858 | 50.8 | 12791 | 49.9 | 90154 | 3445 | 45.9 | 25097 | 66.8 | 16181 | 942 | 69.9 | 6859 | 72.7 |
| Dhaka | 138295 | 8656 | 75.1 | 59083 | 73.2 | 283869 | 15275 | 64.6 | 110000 | 93.0 | 50951 | 3963 | 93.3 | 26031 | 87.6 |
| Gazipur | 79864 | 1846 | 27.7 | 14037 | 30.1 | 163932 | 7181 | 52.6 | 49620 | 72.6 | 29424 | 1112 | 45.4 | 8235 | 48.0 |
| Munshiganj | 56960 | 1517 | 32.0 | 11429 | 34.4 | 116917 | 4817 | 49.4 | 36248 | 74.4 | 20985 | 659 | 37.7 | 5227 | 42.7 |
| Narayanganj | 100973 | 4804 | 57.1 | 33977 | 57.7 | 207260 | 9717 | 56.3 | 67435 | 78.1 | 37201 | 1411 | 45.5 | 9739 | 44.9 |
| Narshingdi | 82875 | 4850 | 70.2 | 37396 | 77.4 | 170113 | 7799 | 55.0 | 53966 | 76.1 | 30533 | 1128 | 44.3 | 8058 | 45.2 |
| Manikganj | 57679 | 1797 | 37.4 | 12301 | 36.6 | 118393 | 4713 | 47.8 | 33587 | 68.1 | 21250 | 908 | 51.3 | 6632 | 53.5 |
| Tangail | 160537 | 6150 | 46.0 | 41969 | 44.8 | 329523 | 18045 | 65.7 | 123191 | 89.7 | 59145 | 2062 | 41.8 | 14522 | 42.1 |
| Kishoreganj | 106430 | 3956 | 44.6 | 26820 | 43.2 | 218462 | 9210 | 50.6 | 62824 | 69.0 | 39211 | 1315 | 40.2 | 8866 | 38.8 |
| Dhaka Div. | 1028502 | 42493 | 49.6 | 300199 | 50.0 | 2111135 | 97755 | 55.6 | 686895 | 78.1 | 378922 | 16105 | 51.0 | 113530 | 51.4 |
| Jamalpur | 92055 | 2980 | 38.8 | 21364 | 39.8 | 188955 | 6324 | 40.2 | 44816 | 56.9 | 33915 | 684 | 24.2 | 4677 | 23.6 |
| Sherpur | 60391 | 6331 | 125.8 | 43349 | 123.1 | 123961 | 26565 | 257.2 | 175919 | 340.6 | 22249 | 2064 | 111.3 | 14208 | 109.5 |
| Mymensingh | 197852 | 3793 | 23.0 | 26694 | 23.1 | 406117 | 12938 | 38.2 | 89147 | 52.7 | 72893 | 1537 | 25.3 | 10767 | 25.3 |
| Netrokona | 79013 | 3507 | 53.3 | 23998 | 52.1 | 162184 | 10755 | 79.6 | 73527 | 108.8 | 29110 | 959 | 39.5 | 6556 | 38.6 |
| Mymensingh Div. | 429311 | 16611 | 46.4 | 115405 | 46.1 | 881217 | 56582 | 77.1 | 383409 | 104.4 | 158167 | 5244 | 39.8 | 36208 | 39.2 |
| B. Baria | 102750 | 3154 | 36.8 | 24079 | 40.2 | 210908 | 6034 | 34.3 | 43237 | 49.2 | 37855 | 1008 | 32.0 | 7318 | 33.1 |
| Cumilla | 212139 | 8857 | 50.1 | 59974 | 48.5 | 435444 | 12711 | 35.0 | 90566 | 49.9 | 78157 | 1791 | 27.5 | 13177 | 28.9 |
| Chandpur | 89117 | 4329 | 58.3 | 29299 | 56.4 | 182925 | 5050 | 33.1 | 36347 | 47.7 | 32833 | 579 | 21.2 | 4104 | 21.4 |
| Feni | 52811 | 2396 | 54.4 | 16478 | 53.5 | 108402 | 3165 | 35.0 | 23017 | 51.0 | 19457 | 662 | 40.8 | 5027 | 44.3 |
| Noakhali | 110735 | 4092 | 44.3 | 28649 | 44.4 | 227298 | 5762 | 30.4 | 40333 | 42.6 | 40797 | 802 | 23.6 | 5915 | 24.9 |
| Laxmipur | 63330 | 3857 | 73.1 | 26415 | 71.5 | 129993 | 2609 | 24.1 | 17659 | 32.6 | 23332 | 234 | 12.0 | 1698 | 12.5 |
| Chattogram | 200705 | 7169 | 42.9 | 49806 | 42.5 | 411974 | 13741 | 40.0 | 97076 | 56.6 | 73944 | 2166 | 35.2 | 15772 | 36.6 |
| Cox's Bazar | 79703 | 5592 | 84.2 | 37746 | 81.2 | 163600 | 6422 | 47.1 | 42894 | 62.9 | 29364 | 729 | 29.8 | 5972 | 34.9 |
| Rangamati | 19405 | 852 | 52.7 | 5787 | 51.1 | 39831 | 2376 | 71.6 | 16846 | 101.5 | 7149 | 295 | 49.5 | 2111 | 50.6 |
| Khagrachhari | 21543 | 993 | 55.3 | 7094 | 56.5 | 44219 | 2692 | 73.1 | 18917 | 102.7 | 7937 | 251 | 37.9 | 1726 | 37.3 |
| Bandarban | 13835 | 738 | 64.0 | 4539 | 56.2 | 28397 | 1553 | 65.6 | 10154 | 85.8 | 5097 | 244 | 57.4 | 1763 | 59.3 |
| Chattogram Div. | 966073 | 42029 | 52.2 | 289866 | 51.4 | 1982991 | 62115 | 37.6 | 437046 | 52.9 | 355922 | 8761 | 29.5 | 64583 | 31.1 |
| Sylhet | 113519 | 6972 | 73.7 | 48153 | 72.7 | 233014 | 7733 | 39.8 | 57230 | 58.9 | 41823 | 1910 | 54.8 | 14000 | 57.4 |
| Habiganj | 74321 | 1499 | 24.2 | 10606 | 24.5 | 152554 | 6424 | 50.5 | 43311 | 68.1 | 27382 | 489 | 21.4 | 3343 | 20.9 |
| Moulavibazar | 63803 | 1827 | 34.4 | 13063 | 35.1 | 130965 | 4234 | 38.8 | 30409 | 55.7 | 23506 | 494 | 25.2 | 3517 | 25.6 |
| Sunamganj | 75742 | 2474 | 39.2 | 17264 | 39.1 | 155470 | 7117 | 54.9 | 51296 | 79.2 | 27905 | 987 | 42.4 | 7011 | 43.1 |
| Sylhet Div. | 327386 | 12772 | 46.8 | 89086 | 46.6 | 672002 | 25508 | 45.5 | 182246 | 65.1 | 120616 | 3880 | 38.6 | 27871 | 39.6 |
| National | 5197836 | 227276 | 52.5 | 1577130 | 52.0 | 10669243 | 457017 | 51.4 | 3159826 | 71.1 | 1914992 | 62112 | 38.9 | 442500 | 39.6 |

Table -11: Method wise Users (Normal & Postpartum as Old, New, Dropout, Postpartum Expire) and CAR by District at the end of January 2020

| Name of District | Total Eligible Couple | Oral Pill | | | | | | | | | | | Total Oral Pill |
|----------------------|-----------------------|----------------|--------------|----------------|-------------|-------------|--------------|-------------|--------------|------------|-------------|-------------------|-----------------|
| | | Normal | | | | | Postpartum | | | | | Postpartum Expire | |
| | | Old | New | Total | Dropout | | Old | New | Total | Dropout | | | |
| | | | | | No Method | Switch Over | | | | No Method | Switch Over | | |
| Dinajpur | 660034 | 251645 | 1745 | 253390 | 1208 | 1056 | 14909 | 1145 | 16054 | 366 | 146 | 900 | 269444 |
| Thakurgaon | 302762 | 111094 | 966 | 112060 | 617 | 517 | 5067 | 516 | 5583 | 93 | 86 | 292 | 117643 |
| Panchgarh | 234155 | 94496 | 930 | 95426 | 531 | 619 | 3760 | 366 | 4126 | 24 | 50 | 257 | 99552 |
| Nilphaman | 411999 | 156155 | 920 | 157075 | 601 | 632 | 7658 | 533 | 8191 | 52 | 113 | 477 | 165266 |
| Rangpur | 641514 | 228992 | 1997 | 230989 | 1232 | 1011 | 10022 | 714 | 10736 | 138 | 141 | 401 | 241725 |
| Kurigram | 535922 | 195745 | 1706 | 197451 | 955 | 674 | 6559 | 611 | 7170 | 43 | 49 | 350 | 204621 |
| Gaibandha | 551486 | 205068 | 2229 | 207297 | 1582 | 1014 | 6300 | 569 | 6869 | 88 | 104 | 290 | 214166 |
| Lalmonirhat | 279705 | 93366 | 982 | 94348 | 500 | 397 | 4993 | 339 | 5332 | 38 | 85 | 201 | 99680 |
| Rangpur Div. | 3617577 | 1336561 | 11475 | 1348036 | 7226 | 5920 | 59268 | 4793 | 64061 | 842 | 774 | 3168 | 1412097 |
| Bogura | 770076 | 298200 | 2294 | 300494 | 1897 | 1462 | 11724 | 1077 | 12801 | 104 | 170 | 803 | 313295 |
| Joipurhat | 212058 | 81270 | 693 | 81963 | 488 | 410 | 3054 | 220 | 3274 | 19 | 83 | 185 | 85237 |
| Naogaon | 587758 | 247152 | 1964 | 249116 | 1833 | 876 | 8209 | 714 | 8923 | 83 | 89 | 618 | 258039 |
| Cnapai Nawabganj | 375531 | 135252 | 1105 | 136357 | 715 | 478 | 4500 | 424 | 4924 | 37 | 60 | 317 | 141281 |
| Rajshahi | 613859 | 201056 | 2825 | 203881 | 1459 | 1332 | 9092 | 730 | 9822 | 170 | 191 | 236 | 213703 |
| Natore | 411136 | 156179 | 1520 | 157699 | 1104 | 961 | 6450 | 651 | 7101 | 69 | 148 | 342 | 164800 |
| Pabna | 587135 | 205805 | 1686 | 207491 | 1062 | 617 | 8196 | 598 | 8794 | 81 | 116 | 312 | 216285 |
| Serajganj | 654467 | 248491 | 2165 | 250656 | 1346 | 810 | 14551 | 1053 | 15604 | 126 | 156 | 731 | 266260 |
| Rajshahi Div. | 4212020 | 1573405 | 14252 | 1587657 | 9904 | 6946 | 65776 | 5467 | 71243 | 689 | 1013 | 3544 | 1658900 |
| Kustia | 457142 | 144084 | 1334 | 145418 | 738 | 658 | 5613 | 579 | 6192 | 88 | 131 | 237 | 151610 |
| Meherpur | 161818 | 44893 | 270 | 45163 | 155 | 190 | 887 | 95 | 982 | 5 | 8 | 38 | 46145 |
| Chuadanga | 256572 | 87469 | 834 | 88303 | 506 | 390 | 3863 | 389 | 4252 | 23 | 62 | 245 | 92555 |
| Jhenaidaha | 392546 | 146440 | 1127 | 147567 | 638 | 454 | 4613 | 450 | 5063 | 90 | 88 | 164 | 152630 |
| Magura | 194381 | 72333 | 589 | 72922 | 452 | 346 | 3951 | 313 | 4264 | 53 | 50 | 157 | 77186 |
| Narail | 153818 | 58582 | 612 | 59194 | 474 | 252 | 2156 | 144 | 2300 | 34 | 53 | 70 | 61494 |
| Jashore | 613127 | 184581 | 1448 | 186029 | 962 | 680 | 6384 | 532 | 6916 | 82 | 140 | 352 | 192945 |
| Khulna | 496768 | 171526 | 1845 | 173371 | 1160 | 767 | 5097 | 412 | 5509 | 97 | 86 | 190 | 178880 |
| Bagerhat | 308408 | 116978 | 1189 | 118167 | 711 | 507 | 5169 | 508 | 5677 | 98 | 100 | 261 | 123844 |
| Satkhira | 435990 | 170366 | 1209 | 171575 | 780 | 531 | 5371 | 432 | 5803 | 61 | 84 | 392 | 177378 |
| Khulna Div. | 3470570 | 1197252 | 10457 | 1207709 | 6576 | 4775 | 43104 | 3854 | 46958 | 631 | 802 | 2106 | 1254667 |
| Barguna | 197443 | 63902 | 1134 | 65036 | 592 | 675 | 4744 | 414 | 5158 | 58 | 132 | 207 | 70194 |
| Patuakhali | 338684 | 113419 | 898 | 114317 | 699 | 584 | 7671 | 382 | 8053 | 128 | 91 | 167 | 122370 |
| Barishal | 423301 | 149564 | 1320 | 150884 | 934 | 540 | 7758 | 607 | 8365 | 125 | 81 | 367 | 159249 |
| Jhalakati | 114466 | 39792 | 399 | 40191 | 279 | 155 | 1758 | 192 | 1950 | 61 | 41 | 66 | 42141 |
| Bhola | 369577 | 106277 | 1162 | 107439 | 788 | 598 | 7162 | 689 | 7851 | 119 | 77 | 289 | 115290 |
| Pirojpur | 203820 | 75252 | 850 | 76102 | 722 | 436 | 5882 | 599 | 6481 | 100 | 83 | 314 | 82583 |
| Barishal Div. | 1647291 | 548206 | 5763 | 553969 | 4014 | 2988 | 34975 | 2883 | 37858 | 591 | 505 | 1410 | 591827 |

| Name of District | Total E. Couple | Oral Pill | | | | | | | | | | | Total Oral Pill |
|------------------------|-----------------|----------------|--------------|----------------|--------------|--------------|---------------|--------------|---------------|-------------|-------------|-------------------|-----------------|
| | | Normal | | | | | Postpartum | | | | | Postpartum Expire | |
| | | Old | New | Total | Dropout | | Old | New | Total | Dropout | | | |
| | | | | | No Method | Switch Over | | | | No Method | Switch Over | | |
| Gopalganj | 220122 | 86122 | 724 | 86846 | 460 | 397 | 4161 | 234 | 4395 | 77 | 36 | 175 | 91241 |
| Madaripur | 233156 | 81745 | 526 | 82271 | 479 | 328 | 4319 | 308 | 4627 | 71 | 58 | 189 | 86898 |
| Shariatpur | 214764 | 71944 | 496 | 72440 | 383 | 174 | 4556 | 279 | 4835 | 51 | 30 | 208 | 77275 |
| Faridpur | 393995 | 134469 | 1421 | 135890 | 891 | 755 | 5414 | 553 | 5967 | 127 | 156 | 307 | 141857 |
| Rajbari | 232699 | 77902 | 804 | 78706 | 472 | 361 | 4139 | 381 | 4520 | 82 | 67 | 181 | 83226 |
| Dhaka | 732915 | 236473 | 1868 | 238341 | 1262 | 775 | 9150 | 1153 | 10303 | 103 | 139 | 358 | 248644 |
| Gazipur | 423572 | 172599 | 1019 | 173618 | 788 | 397 | 6244 | 505 | 6749 | 79 | 114 | 230 | 180367 |
| Munshiganj | 301693 | 102717 | 685 | 103402 | 393 | 289 | 5541 | 367 | 5908 | 44 | 69 | 168 | 109310 |
| Narayanganj | 534394 | 193467 | 1801 | 195268 | 991 | 760 | 9583 | 707 | 10290 | 140 | 117 | 508 | 205558 |
| Narsingdi | 438313 | 155875 | 1477 | 157352 | 741 | 567 | 6739 | 511 | 7250 | 104 | 61 | 256 | 164602 |
| Manikganj | 305945 | 102761 | 1218 | 103979 | 858 | 497 | 4692 | 567 | 5259 | 80 | 70 | 360 | 109238 |
| Tangail | 848068 | 331008 | 1931 | 332939 | 1470 | 771 | 10469 | 838 | 11307 | 145 | 164 | 456 | 344246 |
| Kishoreganj | 563990 | 219924 | 2262 | 222186 | 1415 | 1210 | 10026 | 897 | 10923 | 215 | 198 | 320 | 233109 |
| Dhaka Div. | 5443626 | 1967006 | 16232 | 1983238 | 10603 | 7281 | 85033 | 7300 | 92333 | 1318 | 1279 | 3716 | 2075571 |
| Jamalpur | 486328 | 173953 | 1221 | 175174 | 1246 | 826 | 8122 | 553 | 8675 | 145 | 73 | 348 | 183849 |
| Sherpur | 319400 | 122814 | 1046 | 123860 | 652 | 576 | 5754 | 447 | 6201 | 90 | 204 | 302 | 130061 |
| Mymensingh | 1049150 | 471699 | 3648 | 475347 | 2671 | 1433 | 26888 | 2013 | 28901 | 197 | 172 | 1451 | 504248 |
| Netrokona | 408814 | 168797 | 1230 | 170027 | 915 | 610 | 8040 | 631 | 8671 | 156 | 82 | 447 | 178698 |
| Mymensingh Div. | 2263692 | 937263 | 7145 | 944408 | 5484 | 3445 | 48804 | 3644 | 52448 | 588 | 531 | 2548 | 996856 |
| Brahmanbaria | 528456 | 156266 | 1328 | 157594 | 1646 | 491 | 11965 | 718 | 12683 | 141 | 122 | 464 | 170277 |
| Cumilla | 1122690 | 375936 | 2518 | 378454 | 2546 | 994 | 25756 | 1626 | 27382 | 268 | 190 | 923 | 405836 |
| Chandpur | 471967 | 167919 | 1105 | 169024 | 842 | 628 | 11484 | 838 | 12322 | 132 | 119 | 558 | 181346 |
| Feni | 280217 | 82810 | 672 | 83482 | 446 | 303 | 5101 | 363 | 5464 | 78 | 76 | 98 | 88946 |
| Noakhali | 586578 | 188966 | 1039 | 190005 | 1120 | 446 | 13101 | 711 | 13812 | 135 | 94 | 372 | 203817 |
| Lakshmipur | 334973 | 100310 | 689 | 100999 | 502 | 231 | 6515 | 353 | 6868 | 55 | 32 | 212 | 107867 |
| Chattogram | 1063314 | 381897 | 3042 | 384939 | 1827 | 1181 | 21245 | 1222 | 22467 | 215 | 234 | 825 | 407406 |
| Cox's Bazar | 424055 | 135664 | 1221 | 136885 | 913 | 506 | 12925 | 825 | 13750 | 191 | 157 | 453 | 150635 |
| Rangamati | 102642 | 38367 | 207 | 38574 | 219 | 106 | 1276 | 103 | 1379 | 10 | 30 | 60 | 39953 |
| Khagrachhari | 114060 | 44890 | 281 | 45171 | 216 | 116 | 1693 | 133 | 1826 | 27 | 20 | 78 | 46997 |
| Bandarban | 73377 | 20395 | 519 | 20914 | 321 | 162 | 2108 | 242 | 2350 | 48 | 50 | 91 | 23264 |
| Chattogram Div. | 5102329 | 1693420 | 12621 | 1706041 | 10598 | 5164 | 113169 | 7134 | 120303 | 1300 | 1124 | 4134 | 1826344 |
| Sylhet | 599307 | 177525 | 1807 | 179332 | 1948 | 471 | 12626 | 669 | 13295 | 160 | 100 | 411 | 192627 |
| Habiganj | 392946 | 148462 | 994 | 149456 | 1191 | 315 | 10761 | 554 | 11315 | 146 | 102 | 321 | 160771 |
| Moulavi Bazar | 337617 | 116663 | 937 | 117600 | 786 | 372 | 5426 | 678 | 6104 | 129 | 64 | 236 | 123704 |
| Sunamganj | 400804 | 129823 | 1680 | 131503 | 1281 | 643 | 12797 | 758 | 13555 | 252 | 192 | 295 | 145058 |
| Sylhet Div. | 1730674 | 572473 | 5418 | 577891 | 5206 | 1801 | 41610 | 2659 | 44269 | 687 | 458 | 1263 | 622160 |
| National | 27487779 | 9825586 | 83363 | 9908949 | 59611 | 38320 | 491739 | 37734 | 529473 | 6646 | 6486 | 21889 | 10438422 |

| Name of District | Condom | | | | | | | | | | | | Total Condom |
|----------------------|---------------|-------------|---------------|-------------|-------------|--------------|-------------|--------------|------------|-------------|-------------------|---------------|--------------|
| | Normal | | | | | Postpartum | | | | | | | |
| | Old | New | Total | Drop out | | Old | New | Total | Drop out | | Postpartum Expire | | |
| | | | | No Methd | Switch Over | | | | No Methd | Switch Over | | | |
| Dinajpur | 30000 | 600 | 30600 | 397 | 230 | 2039 | 213 | 2252 | 35 | 48 | 147 | 32852 | |
| Thakurgaon | 9930 | 245 | 10175 | 90 | 74 | 427 | 45 | 472 | 37 | 9 | 17 | 10647 | |
| Panchgarh | 7419 | 211 | 7630 | 90 | 71 | 500 | 62 | 562 | 4 | 20 | 27 | 8192 | |
| Nilphamari | 13251 | 161 | 13412 | 161 | 110 | 979 | 55 | 1034 | 14 | 24 | 23 | 14446 | |
| Rangpur | 29540 | 506 | 30046 | 344 | 176 | 1941 | 153 | 2094 | 53 | 83 | 55 | 32140 | |
| Kurigram | 23718 | 516 | 24234 | 292 | 179 | 1487 | 135 | 1622 | 24 | 28 | 50 | 25856 | |
| Gaibandha | 26175 | 625 | 26800 | 362 | 294 | 1441 | 123 | 1564 | 34 | 21 | 39 | 28364 | |
| Lalmonirhat | 10293 | 231 | 10524 | 88 | 77 | 1602 | 79 | 1681 | 17 | 21 | 145 | 12205 | |
| Rangpur Div. | 150326 | 3095 | 153421 | 1824 | 1211 | 10416 | 865 | 11281 | 218 | 254 | 503 | 164702 | |
| Bogura | 57160 | 974 | 58134 | 518 | 565 | 2336 | 202 | 2538 | 129 | 30 | 125 | 60672 | |
| Joipurhat | 14013 | 255 | 14268 | 106 | 113 | 736 | 93 | 829 | 8 | 27 | 42 | 15097 | |
| Naogaon | 31438 | 666 | 32104 | 387 | 213 | 1826 | 152 | 1978 | 16 | 25 | 93 | 34082 | |
| Nawabganj | 42499 | 585 | 43084 | 308 | 202 | 2385 | 258 | 2643 | 34 | 33 | 172 | 45727 | |
| Rajshahi | 74997 | 2249 | 77246 | 1104 | 391 | 5964 | 747 | 6711 | 293 | 260 | 107 | 83957 | |
| Natore | 36300 | 839 | 37139 | 358 | 270 | 1986 | 195 | 2181 | 28 | 48 | 116 | 39320 | |
| Pabna | 45971 | 800 | 46771 | 377 | 237 | 2455 | 178 | 2633 | 27 | 38 | 68 | 49404 | |
| Serajganj | 60590 | 906 | 61496 | 455 | 232 | 4397 | 262 | 4659 | 64 | 37 | 170 | 66155 | |
| Rajshahi Div. | 362968 | 7274 | 370242 | 3613 | 2223 | 22085 | 2087 | 24172 | 599 | 498 | 893 | 394414 | |
| Kustia | 49685 | 860 | 50545 | 381 | 234 | 2699 | 265 | 2964 | 40 | 48 | 119 | 53509 | |
| Meherpur | 14876 | 171 | 15047 | 80 | 93 | 567 | 70 | 637 | 5 | 2 | 17 | 15684 | |
| Chuadanga | 18288 | 359 | 18647 | 173 | 152 | 972 | 93 | 1065 | 34 | 30 | 57 | 19712 | |
| Jhenaidaha | 28401 | 557 | 28958 | 228 | 145 | 1692 | 143 | 1835 | 63 | 40 | 39 | 30793 | |
| Magura | 11777 | 261 | 12038 | 173 | 83 | 1037 | 86 | 1123 | 14 | 22 | 30 | 13161 | |
| Narail | 12714 | 217 | 12931 | 139 | 93 | 630 | 35 | 665 | 18 | 9 | 15 | 13596 | |
| Jashore | 51232 | 736 | 51968 | 428 | 337 | 2891 | 267 | 3158 | 181 | 56 | 124 | 55126 | |
| Khulna | 52749 | 1099 | 53848 | 677 | 165 | 1846 | 147 | 1993 | 33 | 38 | 344 | 55841 | |
| Bagerhat | 21045 | 503 | 21548 | 287 | 182 | 1335 | 94 | 1429 | 27 | 29 | 47 | 22977 | |
| Satkhira | 27968 | 463 | 28431 | 276 | 237 | 1647 | 152 | 1799 | 47 | 42 | 97 | 30230 | |
| Khulna Div. | 288735 | 5226 | 293961 | 2842 | 1721 | 15316 | 1352 | 16668 | 462 | 316 | 889 | 310629 | |
| Barguna | 5260 | 238 | 5498 | 110 | 133 | 526 | 51 | 577 | 4 | 8 | 7 | 6075 | |
| Patuakhali | 12351 | 255 | 12606 | 148 | 121 | 1117 | 72 | 1189 | 31 | 17 | 19 | 13795 | |
| Barishal | 26028 | 421 | 26449 | 358 | 220 | 2059 | 161 | 2220 | 27 | 30 | 69 | 28669 | |
| Jhalakati | 6011 | 151 | 6162 | 96 | 31 | 449 | 34 | 483 | 21 | 9 | 16 | 6645 | |
| Bhola | 12803 | 310 | 13113 | 233 | 77 | 718 | 56 | 774 | 23 | 21 | 25 | 13887 | |
| Pirojpur | 10622 | 266 | 10888 | 153 | 114 | 823 | 70 | 893 | 15 | 17 | 34 | 11781 | |
| Barishal Div. | 73075 | 1641 | 74716 | 1098 | 696 | 5692 | 444 | 6136 | 121 | 102 | 170 | 80852 | |

| Name of District | Condom | | | | | | | | | | | Total Condom |
|------------------------|----------------|--------------|----------------|--------------|--------------|---------------|--------------|---------------|-------------|-------------|-------------------|----------------|
| | Normal | | | | | Postpartum | | | | | Postpartum Expire | |
| | Old | New | Total | Drop out | | Old | New | Total | Drop out | | | |
| | | | | No Methd | Switch Over | | | | No Methd | Switch Over | | |
| Gopalganj | 22176 | 384 | 22560 | 251 | 197 | 1633 | 104 | 1737 | 28 | 42 | 74 | 24297 |
| Madaripur | 15114 | 221 | 15335 | 167 | 72 | 1537 | 107 | 1644 | 25 | 31 | 44 | 16979 |
| Shariatpur | 18463 | 168 | 18631 | 148 | 46 | 1541 | 68 | 1609 | 35 | 14 | 52 | 20240 |
| Faridpur | 41888 | 883 | 42771 | 460 | 310 | 2461 | 258 | 2719 | 84 | 36 | 108 | 45490 |
| Rajbari | 19474 | 440 | 19914 | 238 | 166 | 1422 | 134 | 1556 | 30 | 31 | 47 | 21470 |
| Dhaka | 75170 | 1027 | 76197 | 549 | 370 | 4816 | 467 | 5283 | 47 | 73 | 159 | 81480 |
| Gazipur | 33116 | 466 | 33582 | 254 | 135 | 2039 | 151 | 2190 | 55 | 32 | 1450 | 35772 |
| Munshiganj | 28678 | 361 | 29039 | 202 | 143 | 2424 | 169 | 2593 | 30 | 38 | 73 | 31632 |
| Narayanganj | 40082 | 906 | 40988 | 375 | 341 | 3618 | 293 | 3911 | 44 | 56 | 158 | 44899 |
| Narshingdi | 30311 | 651 | 30962 | 281 | 177 | 2460 | 199 | 2659 | 25 | 23 | 82 | 33621 |
| Manikganj | 29054 | 600 | 29654 | 311 | 209 | 1587 | 177 | 1764 | 23 | 30 | 96 | 31418 |
| Tangail | 65116 | 737 | 65853 | 409 | 229 | 3064 | 237 | 3301 | 101 | 55 | 93 | 69154 |
| Kishoreganj | 31155 | 888 | 32043 | 592 | 466 | 2973 | 258 | 3231 | 108 | 82 | 74 | 35274 |
| Dhaka Div. | 449797 | 7732 | 457529 | 4237 | 2861 | 31575 | 2622 | 34197 | 635 | 543 | 2510 | 491726 |
| Jamalpur | 27283 | 408 | 27691 | 190 | 101 | 1738 | 102 | 1840 | 21 | 13 | 20 | 29531 |
| Sherpur | 15427 | 388 | 15815 | 178 | 97 | 1062 | 128 | 1190 | 22 | 57 | 36 | 17005 |
| Mymensingh | 47943 | 1246 | 49189 | 569 | 292 | 4045 | 657 | 4702 | 90 | 39 | 150 | 53891 |
| Netrokona | 15375 | 289 | 15664 | 198 | 186 | 1515 | 98 | 1613 | 33 | 17 | 51 | 17277 |
| Mymensingh Div. | 106028 | 2331 | 108359 | 1135 | 676 | 8360 | 985 | 9345 | 166 | 126 | 257 | 117704 |
| Brahmanbaria | 34595 | 393 | 34988 | 687 | 176 | 2862 | 137 | 2999 | 45 | 11 | 102 | 37987 |
| Cumilla | 68300 | 1098 | 69398 | 1003 | 298 | 6592 | 509 | 7101 | 154 | 73 | 189 | 76499 |
| Chandpur | 22714 | 363 | 23077 | 241 | 138 | 2147 | 174 | 2321 | 48 | 41 | 276 | 25398 |
| Feni | 18883 | 307 | 19190 | 195 | 143 | 2114 | 142 | 2256 | 35 | 49 | 25 | 21446 |
| Noakhali | 38455 | 364 | 38819 | 426 | 130 | 4121 | 222 | 4343 | 51 | 27 | 81 | 43162 |
| Lakshmipur | 15148 | 192 | 15340 | 149 | 78 | 1555 | 79 | 1634 | 24 | 26 | 38 | 16974 |
| Chattogram | 73787 | 1153 | 74940 | 667 | 369 | 6771 | 413 | 7184 | 93 | 80 | 189 | 82124 |
| Cox's Bazar | 19681 | 347 | 20028 | 281 | 79 | 2486 | 156 | 2642 | 38 | 29 | 52 | 22670 |
| Rangamati | 6099 | 82 | 6181 | 74 | 39 | 276 | 24 | 300 | 1 | 2 | 15 | 6481 |
| Khagrachhari | 3671 | 77 | 3748 | 67 | 29 | 229 | 20 | 249 | 2 | 2 | 3 | 3997 |
| Bandarban | 3569 | 230 | 3799 | 160 | 86 | 405 | 46 | 451 | 34 | 9 | 5 | 4250 |
| Chattogram Div. | 304902 | 4606 | 309508 | 3950 | 1565 | 29558 | 1922 | 31480 | 525 | 349 | 975 | 340988 |
| Sylhet | 51949 | 767 | 52716 | 911 | 152 | 4541 | 296 | 4837 | 69 | 24 | 112 | 57553 |
| Habiganj | 21600 | 273 | 21873 | 311 | 66 | 2331 | 159 | 2490 | 32 | 10 | 51 | 24363 |
| Moulavi Bazar | 18320 | 336 | 18656 | 268 | 161 | 1353 | 117 | 1470 | 44 | 22 | 30 | 20126 |
| Sunamganj | 24857 | 631 | 25488 | 659 | 217 | 3884 | 324 | 4208 | 143 | 50 | 103 | 29696 |
| Sylhet Div. | 116726 | 2007 | 118733 | 2149 | 596 | 12109 | 896 | 13005 | 288 | 106 | 296 | 131738 |
| National | 1852557 | 33912 | 1886469 | 20848 | 11549 | 135111 | 11173 | 146284 | 3014 | 2294 | 6493 | 2032753 |

| Name of District | Injectable | | | | | | | | | | | Total Injectable |
|----------------------|---------------|-------------|---------------|-------------|-------------|--------------|-------------|--------------|------------|-------------|-------------------|------------------|
| | Normal | | | | | Postpartum | | | | | Postpartum Expire | |
| | Old | New | Total | Drop out | | Old | New | Total | Drop out | | | |
| | | | | No Methd | Switch Over | | | | No Methd | Switch Over | | |
| Dinajpur | 68993 | 816 | 69809 | 430 | 594 | 2891 | 250 | 3141 | 32 | 57 | 166 | 72950 |
| Thakurgaon | 57808 | 676 | 58484 | 307 | 332 | 1250 | 132 | 1382 | 48 | 11 | 84 | 59866 |
| Panchgarh | 39298 | 561 | 39859 | 215 | 301 | 859 | 84 | 943 | 4 | 7 | 52 | 40802 |
| Nilphamari | 68051 | 601 | 68652 | 318 | 381 | 2717 | 224 | 2941 | 27 | 38 | 96 | 71593 |
| Rangpur | 104236 | 999 | 105235 | 636 | 547 | 3688 | 197 | 3885 | 71 | 103 | 62 | 109120 |
| Kurigram | 107984 | 910 | 108894 | 618 | 518 | 2023 | 140 | 2163 | 18 | 25 | 123 | 111057 |
| Gaibandha | 95798 | 1480 | 97278 | 770 | 677 | 2384 | 189 | 2573 | 27 | 40 | 88 | 99851 |
| Lalmonirhat | 58396 | 610 | 59006 | 331 | 275 | 2662 | 186 | 2848 | 35 | 33 | 99 | 61854 |
| Rangpur Div. | 600564 | 6653 | 607217 | 3625 | 3625 | 18474 | 1402 | 19876 | 262 | 314 | 770 | 627093 |
| Bogura | 102990 | 1147 | 104137 | 701 | 626 | 2857 | 238 | 3095 | 37 | 42 | 149 | 107232 |
| Joipurhat | 23361 | 241 | 23602 | 107 | 163 | 547 | 41 | 588 | 4 | 14 | 24 | 24190 |
| Naogaon | 54775 | 950 | 55725 | 449 | 385 | 1557 | 116 | 1673 | 30 | 36 | 104 | 57398 |
| Nawabganj | 51352 | 542 | 51894 | 325 | 325 | 1213 | 83 | 1296 | 14 | 7 | 58 | 53190 |
| Rajshahi | 85557 | 1905 | 87462 | 946 | 1032 | 4089 | 418 | 4507 | 126 | 133 | 71 | 91969 |
| Natore | 45016 | 810 | 45826 | 310 | 389 | 1341 | 110 | 1451 | 20 | 42 | 41 | 47277 |
| Pabna | 100438 | 782 | 101220 | 436 | 347 | 2727 | 200 | 2927 | 38 | 50 | 70 | 104147 |
| Serajganj | 117579 | 1220 | 118799 | 646 | 442 | 4609 | 260 | 4869 | 61 | 29 | 169 | 123668 |
| Rajshahi Div. | 581068 | 7597 | 588665 | 3920 | 3709 | 18940 | 1466 | 20406 | 330 | 353 | 686 | 609071 |
| Kustia | 69342 | 839 | 70181 | 428 | 440 | 2064 | 184 | 2248 | 34 | 31 | 87 | 72429 |
| Meherpur | 34205 | 231 | 34436 | 107 | 132 | 447 | 74 | 521 | 36 | 2 | 7 | 34957 |
| Chuadanga | 50989 | 508 | 51497 | 257 | 297 | 1295 | 115 | 1410 | 18 | 45 | 87 | 52907 |
| Jhenaidaha | 47932 | 474 | 48406 | 266 | 220 | 1487 | 98 | 1585 | 31 | 37 | 37 | 49991 |
| Magura | 25207 | 360 | 25567 | 236 | 139 | 1380 | 85 | 1465 | 18 | 13 | 58 | 27032 |
| Narail | 17289 | 313 | 17602 | 157 | 108 | 403 | 22 | 425 | 31 | 3 | 9 | 18027 |
| Jashore | 123920 | 884 | 124804 | 533 | 546 | 3023 | 210 | 3233 | 54 | 63 | 83 | 128037 |
| Khulna | 67220 | 1213 | 68433 | 541 | 383 | 1587 | 141 | 1728 | 20 | 17 | 40 | 70161 |
| Bagerhat | 42562 | 785 | 43347 | 403 | 343 | 1258 | 88 | 1346 | 23 | 22 | 24 | 44693 |
| Satkhira | 64596 | 607 | 65203 | 285 | 253 | 1261 | 120 | 1381 | 36 | 34 | 63 | 66584 |
| Khulna Div. | 543262 | 6214 | 549476 | 3213 | 2861 | 14205 | 1137 | 15342 | 301 | 267 | 495 | 564818 |
| Barguna | 37002 | 736 | 37738 | 325 | 426 | 1520 | 106 | 1626 | 64 | 28 | 40 | 39364 |
| Patuakhali | 70152 | 648 | 70800 | 333 | 426 | 2666 | 106 | 2772 | 48 | 60 | 43 | 73572 |
| Barishal | 62081 | 747 | 62828 | 561 | 417 | 2795 | 142 | 2937 | 59 | 50 | 81 | 65765 |
| Jhalakati | 15919 | 216 | 16135 | 170 | 75 | 479 | 43 | 522 | 14 | 7 | 13 | 16657 |
| Bhola | 111568 | 900 | 112468 | 506 | 376 | 3553 | 235 | 3788 | 120 | 36 | 95 | 116256 |
| Pirojpur | 28036 | 594 | 28630 | 355 | 237 | 976 | 115 | 1091 | 27 | 22 | 61 | 29721 |
| Barishal Div. | 324758 | 3841 | 328599 | 2250 | 1957 | 11989 | 747 | 12736 | 332 | 203 | 333 | 341335 |

| Name of District | Injectable | | | | | | | | | | | Total Injectable |
|------------------------|----------------|--------------|----------------|--------------|--------------|---------------|--------------|---------------|-------------|-------------|-------------------|------------------|
| | Normal | | | | | Postpartum | | | | | | |
| | Old | New | Total | Drop out | | Old | New | Total | Drop out | | Postpartum Expire | |
| | | | | No Methd | Switch Over | | | | No Methd | Switch Over | | |
| Gopalganj | 20938 | 488 | 21426 | 165 | 140 | 819 | 65 | 884 | 8 | 5 | 9 | 22310 |
| Madaripur | 34606 | 373 | 34979 | 261 | 210 | 1593 | 90 | 1683 | 26 | 24 | 55 | 36662 |
| Shariatpur | 29923 | 310 | 30233 | 203 | 110 | 1243 | 55 | 1298 | 328 | 8 | 46 | 31531 |
| Faridpur | 43577 | 843 | 44420 | 435 | 485 | 1000 | 122 | 1122 | 52 | 39 | 73 | 45542 |
| Rajbari | 31659 | 510 | 32169 | 250 | 235 | 1088 | 116 | 1204 | 17 | 10 | 48 | 33373 |
| Dhaka | 90841 | 1211 | 92052 | 491 | 404 | 3524 | 304 | 3828 | 70 | 56 | 91 | 95880 |
| Gazipur | 39516 | 612 | 40128 | 237 | 185 | 1098 | 93 | 1191 | 14 | 19 | 24 | 41319 |
| Munshiganj | 31681 | 372 | 32053 | 196 | 163 | 1544 | 79 | 1623 | 17 | 18 | 32 | 33676 |
| Narayanganj | 71236 | 979 | 72215 | 491 | 439 | 2904 | 220 | 3124 | 35 | 34 | 113 | 75339 |
| Narshingdi | 63857 | 747 | 64604 | 405 | 358 | 2535 | 159 | 2694 | 29 | 17 | 56 | 67298 |
| Manikganj | 34617 | 553 | 35170 | 303 | 217 | 1077 | 125 | 1202 | 31 | 12 | 52 | 36372 |
| Tangail | 99292 | 948 | 100240 | 537 | 359 | 2127 | 153 | 2280 | 34 | 27 | 46 | 102520 |
| Kishoreganj | 64934 | 1366 | 66300 | 685 | 612 | 3005 | 243 | 3248 | 64 | 67 | 89 | 69548 |
| Dhaka Div. | 656677 | 9312 | 665989 | 4659 | 3917 | 23557 | 1824 | 25381 | 725 | 336 | 734 | 691370 |
| Jamalpur | 84719 | 642 | 85361 | 347 | 306 | 2479 | 141 | 2620 | 90 | 16 | 85 | 87981 |
| Sherpur | 51008 | 641 | 51649 | 297 | 354 | 1358 | 136 | 1494 | 119 | 31 | 44 | 53143 |
| Mymensingh | 117603 | 1833 | 119436 | 832 | 692 | 5672 | 471 | 6143 | 100 | 42 | 232 | 125579 |
| Netrokona | 47700 | 729 | 48429 | 354 | 372 | 2945 | 169 | 3114 | 36 | 27 | 92 | 51543 |
| Mymensingh Div. | 301030 | 3845 | 304875 | 1830 | 1724 | 12454 | 917 | 13371 | 345 | 116 | 453 | 318246 |
| Brahmanbaria | 69588 | 715 | 70303 | 987 | 203 | 3786 | 168 | 3954 | 59 | 16 | 132 | 74257 |
| Cumilla | 174230 | 1228 | 175458 | 999 | 562 | 8299 | 488 | 8787 | 131 | 55 | 187 | 184245 |
| Chandpur | 74322 | 542 | 74864 | 524 | 503 | 3177 | 181 | 3358 | 45 | 33 | 110 | 78222 |
| Feni | 39075 | 425 | 39500 | 304 | 202 | 2141 | 148 | 2289 | 36 | 29 | 38 | 41789 |
| Noakhali | 93591 | 676 | 94267 | 689 | 276 | 6315 | 295 | 6610 | 79 | 37 | 116 | 100877 |
| Lakshmipur | 68114 | 391 | 68505 | 357 | 143 | 3748 | 149 | 3897 | 26 | 25 | 89 | 72402 |
| Chattogram | 112609 | 1427 | 114036 | 896 | 618 | 6848 | 370 | 7218 | 101 | 49 | 185 | 121254 |
| Cox's Bazar | 87548 | 970 | 88518 | 670 | 460 | 7266 | 443 | 7709 | 252 | 70 | 212 | 96227 |
| Rangamati | 13367 | 141 | 13508 | 129 | 82 | 360 | 25 | 385 | 2 | 4 | 17 | 13893 |
| Khagrachhari | 16590 | 143 | 16733 | 157 | 69 | 531 | 28 | 559 | 8 | 9 | 9 | 17292 |
| Bandarban | 11437 | 341 | 11778 | 213 | 160 | 829 | 65 | 894 | 16 | 13 | 19 | 12672 |
| Chattogram Div. | 760471 | 6999 | 767470 | 5925 | 3278 | 43300 | 2360 | 45660 | 755 | 340 | 1114 | 813130 |
| Sylhet | 96042 | 1356 | 97398 | 934 | 299 | 5837 | 295 | 6132 | 93 | 308 | 166 | 103530 |
| Habiganj | 41926 | 496 | 42422 | 461 | 138 | 3198 | 137 | 3335 | 34 | 24 | 52 | 45757 |
| Moulavi Bazar | 39559 | 481 | 40040 | 423 | 194 | 1307 | 137 | 1444 | 24 | 11 | 32 | 41484 |
| Sunamganj | 46621 | 797 | 47418 | 633 | 338 | 3720 | 195 | 3915 | 70 | 51 | 72 | 51333 |
| Sylhet Div. | 224148 | 3130 | 227278 | 2451 | 969 | 14062 | 764 | 14826 | 221 | 394 | 322 | 242104 |
| National | 3991978 | 47591 | 4039569 | 27873 | 22040 | 156981 | 10617 | 167598 | 3271 | 2323 | 4907 | 4207167 |

| Name of District | IUD | | | | | | | | | | | Total IUD |
|----------------------|--------------|-------------|--------------|------------|-------------|-------------|------------|-------------|-----------|-------------|-------------------|--------------|
| | Normal | | | | | Postpartum | | | | | | |
| | Old | New | Total | Drop out | | Old | New | Total | Drop out | | Postpartum Expire | |
| | | | | No Methd | Switch Over | | | | No Methd | Switch Over | | |
| Dinajpur | 9859 | 184 | 10043 | 75 | 112 | 311 | 34 | 345 | 1 | 4 | 16 | 10388 |
| Thakurgaon | 1743 | 52 | 1795 | 12 | 43 | 56 | 18 | 74 | 3 | 2 | 1 | 1869 |
| Panchgarh | 3911 | 71 | 3982 | 18 | 31 | 52 | 5 | 57 | 0 | 0 | 3 | 4039 |
| Nilphamari | 5462 | 144 | 5606 | 35 | 61 | 222 | 25 | 247 | 0 | 0 | 9 | 5853 |
| Rangpur | 13149 | 131 | 13280 | 86 | 41 | 549 | 15 | 564 | 3 | 0 | 5 | 13844 |
| Kurigram | 11510 | 170 | 11680 | 78 | 41 | 145 | 17 | 162 | 10 | 3 | 3 | 11842 |
| Gaibandha | 17046 | 184 | 17230 | 131 | 74 | 286 | 13 | 299 | 4 | 0 | 3 | 17529 |
| Lalmonirhat | 2623 | 94 | 2717 | 55 | 45 | 118 | 17 | 135 | 11 | 0 | 4 | 2852 |
| Rangpur Div. | 65303 | 1030 | 66333 | 490 | 448 | 1739 | 144 | 1883 | 32 | 9 | 44 | 68216 |
| Bogrua | 19178 | 146 | 19324 | 204 | 73 | 212 | 16 | 228 | 1 | 1 | 9 | 19552 |
| Joipurhat | 3058 | 75 | 3133 | 20 | 33 | 44 | 8 | 52 | 0 | 2 | 4 | 3185 |
| Naogaon | 10133 | 105 | 10238 | 132 | 40 | 246 | 10 | 256 | 1 | 1 | 9 | 10494 |
| Nawabganj | 5201 | 52 | 5253 | 22 | 16 | 144 | 10 | 154 | 0 | 0 | 3 | 5407 |
| Rajshahi | 7074 | 68 | 7142 | 47 | 37 | 189 | 14 | 203 | 0 | 3 | 7 | 7345 |
| Natore | 7591 | 108 | 7699 | 35 | 41 | 165 | 19 | 184 | 1 | 3 | 9 | 7883 |
| Pabna | 21443 | 153 | 21596 | 112 | 68 | 203 | 10 | 213 | 2 | 0 | 4 | 21809 |
| Serajganj | 20431 | 339 | 20770 | 102 | 84 | 1466 | 9 | 1475 | 14 | 1 | 13 | 22245 |
| Rajshahi Div. | 94109 | 1046 | 95155 | 674 | 392 | 2669 | 96 | 2765 | 19 | 11 | 58 | 97920 |
| Kustia | 4712 | 47 | 4759 | 31 | 22 | 51 | 12 | 63 | 3 | 2 | 3 | 4822 |
| Meherpur | 2042 | 9 | 2051 | 4 | 6 | 31 | 0 | 31 | 0 | 0 | 0 | 2082 |
| Chuadanga | 4384 | 65 | 4449 | 26 | 27 | 81 | 11 | 92 | 2 | 1 | 6 | 4541 |
| Jhenaidaha | 7159 | 64 | 7223 | 26 | 29 | 129 | 20 | 149 | 0 | 1 | 11 | 7372 |
| Magura | 3661 | 93 | 3754 | 20 | 16 | 168 | 9 | 177 | 0 | 2 | 6 | 3931 |
| Narail | 4763 | 31 | 4794 | 35 | 18 | 58 | 3 | 61 | 5 | 0 | 5 | 4855 |
| Jashore | 16772 | 79 | 16851 | 67 | 40 | 327 | 20 | 347 | 2 | 4 | 7 | 17198 |
| Khulna | 12726 | 144 | 12870 | 129 | 42 | 433 | 35 | 468 | 6 | 3 | 16 | 13338 |
| Bagerhat | 10443 | 87 | 10530 | 64 | 32 | 225 | 16 | 241 | 5 | 3 | 3 | 10771 |
| Satkhira | 9315 | 90 | 9405 | 31 | 26 | 434 | 6 | 440 | 2 | 5 | 7 | 9845 |
| Khulna Div. | 75977 | 709 | 76686 | 433 | 258 | 1937 | 132 | 2069 | 25 | 21 | 64 | 78755 |
| Barguna | 4267 | 78 | 4345 | 40 | 38 | 100 | 8 | 108 | 1 | 2 | 2 | 4453 |
| Patuakhali | 8086 | 124 | 8210 | 57 | 43 | 418 | 12 | 430 | 13 | 6 | 9 | 8640 |
| Barishal | 12015 | 101 | 12116 | 72 | 32 | 387 | 8 | 395 | 10 | 2 | 9 | 12511 |
| Jhalakati | 4533 | 18 | 4551 | 37 | 12 | 85 | 10 | 95 | 2 | 0 | 2 | 4646 |
| Bhola | 10764 | 61 | 10825 | 42 | 25 | 254 | 19 | 273 | 6 | 11 | 6 | 11098 |
| Pirojpur | 9044 | 121 | 9165 | 102 | 75 | 212 | 16 | 228 | 7 | 5 | 11 | 9393 |
| Barishal Div. | 48709 | 503 | 49212 | 350 | 225 | 1456 | 73 | 1529 | 39 | 26 | 39 | 50741 |

| Name of District | IUD | | | | | | | | | | | Total IUD |
|------------------------|---------------|-------------|---------------|-------------|-------------|--------------|-------------|--------------|------------|-------------|-------------------|---------------|
| | Normal | | | | | Postpartum | | | | | | |
| | Old | New | Total | Drop out | | Old | New | Total | Drop out | | Postpartum Expire | |
| | | | | No Methd | Switch Over | | | | No Methd | Switch Over | | |
| Gopalganj | 4346 | 38 | 4384 | 30 | 7 | 99 | 7 | 106 | 4 | 2 | 97 | 4490 |
| Madaripur | 7301 | 100 | 7401 | 58 | 23 | 254 | 22 | 276 | 1 | 8 | 6 | 7677 |
| Shariatpur | 8910 | 106 | 9016 | 87 | 34 | 272 | 11 | 283 | 7 | 3 | 12 | 9299 |
| Faridpur | 14497 | 205 | 14702 | 109 | 56 | 271 | 18 | 289 | 15 | 2 | 10 | 14991 |
| Rajbari | 5931 | 62 | 5993 | 37 | 15 | 130 | 8 | 138 | 0 | 0 | 2 | 6131 |
| Dhaka | 20486 | 338 | 20824 | 84 | 100 | 715 | 77 | 792 | 2 | 4 | 11 | 21616 |
| Gazipur | 8861 | 73 | 8934 | 45 | 20 | 125 | 5 | 130 | 2 | 1 | 6 | 9064 |
| Munshiganj | 7465 | 79 | 7544 | 40 | 32 | 347 | 26 | 373 | 10 | 4 | 9 | 7917 |
| Narayanganj | 11452 | 174 | 11626 | 78 | 56 | 352 | 33 | 385 | 1 | 5 | 10 | 12011 |
| Narshingdi | 14826 | 155 | 14981 | 77 | 50 | 393 | 26 | 419 | 1 | 1 | 6 | 15400 |
| Manikganj | 6916 | 79 | 6995 | 45 | 35 | 96 | 4 | 100 | 1 | 0 | 6 | 7095 |
| Tangail | 20113 | 266 | 20379 | 142 | 44 | 310 | 22 | 332 | 9 | 6 | 2 | 20711 |
| Kishoreganj | 18888 | 298 | 19186 | 118 | 109 | 619 | 44 | 663 | 4 | 7 | 10 | 19849 |
| Dhaka Div. | 149992 | 1973 | 151965 | 950 | 581 | 3983 | 303 | 4286 | 57 | 43 | 187 | 156251 |
| Jamalpur | 14498 | 123 | 14621 | 78 | 38 | 258 | 8 | 266 | 1 | 4 | 0 | 14887 |
| Sherpur | 6736 | 60 | 6796 | 35 | 34 | 66 | 4 | 70 | 0 | 0 | 0 | 6866 |
| Mymensingh | 21387 | 265 | 21652 | 108 | 75 | 603 | 54 | 657 | 12 | 6 | 11 | 22309 |
| Netrokona | 7669 | 68 | 7737 | 58 | 38 | 390 | 2 | 392 | 0 | 0 | 3 | 8129 |
| Mymensingh Div. | 50290 | 516 | 50806 | 279 | 185 | 1317 | 68 | 1385 | 13 | 10 | 14 | 52191 |
| Brahmanbaria | 17731 | 149 | 17880 | 225 | 45 | 564 | 36 | 600 | 3 | 4 | 17 | 18480 |
| Cumilla | 37008 | 354 | 37362 | 237 | 101 | 1881 | 137 | 2018 | 41 | 16 | 29 | 39380 |
| Chandpur | 12673 | 155 | 12828 | 99 | 68 | 1084 | 96 | 1180 | 14 | 4 | 24 | 14008 |
| Feni | 9787 | 122 | 9909 | 42 | 37 | 710 | 119 | 829 | 1 | 1 | 10 | 10738 |
| Noakhali | 17782 | 139 | 17921 | 95 | 19 | 1269 | 45 | 1314 | 21 | 4 | 13 | 19235 |
| Lakshmipur | 8046 | 63 | 8109 | 49 | 9 | 429 | 15 | 444 | 4 | 1 | 7 | 8553 |
| Chattogram | 41573 | 379 | 41952 | 250 | 136 | 1706 | 106 | 1812 | 13 | 16 | 28 | 43764 |
| Cox's Bazar | 11520 | 87 | 11607 | 92 | 26 | 1144 | 94 | 1238 | 8 | 7 | 14 | 12845 |
| Rangamati | 4980 | 40 | 5020 | 32 | 19 | 279 | 26 | 305 | 0 | 1 | 9 | 5325 |
| Khagrachhari | 3864 | 89 | 3953 | 25 | 21 | 182 | 11 | 193 | 3 | 3 | 21 | 4146 |
| Bandarban | 3944 | 40 | 3984 | 54 | 49 | 328 | 22 | 350 | 5 | 3 | 95 | 4334 |
| Chattogram Div. | 168908 | 1617 | 170525 | 1200 | 530 | 9576 | 707 | 10283 | 113 | 60 | 267 | 180808 |
| Sylhet | 15785 | 91 | 15876 | 149 | 18 | 876 | 29 | 905 | 5 | 0 | 19 | 16781 |
| Habiganj | 10024 | 38 | 10062 | 56 | 9 | 765 | 28 | 793 | 2 | 4 | 7 | 10855 |
| Moulavi Bazar | 11079 | 80 | 11159 | 121 | 50 | 456 | 78 | 534 | 7 | 2 | 7 | 11693 |
| Sunamganj | 12768 | 43 | 12811 | 224 | 55 | 726 | 29 | 755 | 8 | 3 | 11 | 13566 |
| Sylhet Div. | 49656 | 252 | 49908 | 550 | 132 | 2823 | 164 | 2987 | 22 | 9 | 44 | 52895 |
| National | 702944 | 7646 | 710590 | 4926 | 2751 | 25500 | 1687 | 27187 | 320 | 189 | 717 | 737777 |

| Name of District | Implant | | | | | | | | | | | Total Implant |
|----------------------|---------------|-------------|---------------|-------------|-------------|-------------|------------|-------------|-----------|-------------|-------------------|---------------|
| | Normal | | | Postpartum | | | | | | | | |
| | Old | New | Total | Drop out | | Old | New | Total | Drop out | | Postpartum Expire | |
| | | | | No Methd | Switch Over | | | | No Methd | Switch Over | | |
| Dinajpur | 39471 | 711 | 40182 | 209 | 329 | 2329 | 183 | 2512 | 8 | 15 | 129 | 42694 |
| Thakurgaon | 13319 | 232 | 13551 | 60 | 99 | 284 | 33 | 317 | 0 | 3 | 418 | 13868 |
| Panchgarh | 12405 | 245 | 12650 | 65 | 99 | 227 | 37 | 264 | 2 | 8 | 17 | 12914 |
| Nilphamari | 18533 | 319 | 18852 | 88 | 144 | 962 | 63 | 1025 | 2 | 7 | 35 | 19877 |
| Rangpur | 31243 | 420 | 31663 | 231 | 178 | 1209 | 92 | 1301 | 17 | 1 | 34 | 32964 |
| Kurigram | 18325 | 427 | 18752 | 283 | 137 | 469 | 76 | 545 | 4 | 2 | 14 | 19297 |
| Gaibandha | 27819 | 495 | 28314 | 210 | 189 | 897 | 87 | 984 | 8 | 6 | 17 | 29298 |
| Lalmonirhat | 12458 | 298 | 12756 | 92 | 102 | 440 | 47 | 487 | 7 | 4 | 19 | 13243 |
| Rangpur Div. | 173573 | 3147 | 176720 | 1238 | 1277 | 6817 | 618 | 7435 | 48 | 46 | 683 | 184155 |
| Bogura | 50875 | 835 | 51710 | 395 | 383 | 2371 | 163 | 2534 | 11 | 6 | 135 | 54244 |
| Joipurhat | 14036 | 390 | 14426 | 70 | 90 | 666 | 84 | 750 | 1 | 9 | 39 | 15176 |
| Naogaon | 22260 | 356 | 22616 | 289 | 174 | 838 | 42 | 880 | 2 | 2 | 25 | 23496 |
| Nawabganj | 6582 | 191 | 6773 | 30 | 54 | 214 | 36 | 250 | 3 | 1 | 13 | 7023 |
| Rajshahi | 19790 | 530 | 20320 | 138 | 141 | 961 | 36 | 997 | 12 | 3 | 12 | 21317 |
| Natore | 19762 | 531 | 20293 | 128 | 184 | 1017 | 132 | 1149 | 5 | 12 | 40 | 21442 |
| Pabna | 22109 | 424 | 22533 | 145 | 120 | 588 | 66 | 654 | 6 | 7 | 25 | 23187 |
| Seraiganj | 20282 | 504 | 20786 | 136 | 154 | 1034 | 79 | 1113 | 29 | 10 | 31 | 21899 |
| Rajshahi Div. | 175696 | 3761 | 179457 | 1331 | 1300 | 7689 | 638 | 8327 | 69 | 50 | 320 | 187784 |
| Kustia | 11643 | 301 | 11944 | 62 | 83 | 344 | 52 | 396 | 3 | 9 | 12 | 12340 |
| Meherpur | 3386 | 71 | 3457 | 249 | 18 | 61 | 6 | 67 | 2 | 0 | 2 | 3524 |
| Chuadanga | 8970 | 293 | 9263 | 43 | 85 | 278 | 35 | 313 | 0 | 0 | 12 | 9576 |
| Jhenaidaha | 15986 | 303 | 16289 | 111 | 82 | 588 | 106 | 694 | 0 | 1 | 10 | 16983 |
| Magura | 9076 | 308 | 9384 | 115 | 54 | 516 | 69 | 585 | 10 | 0 | 11 | 9969 |
| Narail | 6088 | 138 | 6226 | 62 | 44 | 232 | 22 | 254 | 3 | 1 | 6 | 6480 |
| Jashore | 28390 | 462 | 28852 | 130 | 128 | 1044 | 100 | 1144 | 10 | 8 | 36 | 29996 |
| Khulna | 29287 | 471 | 29758 | 182 | 130 | 925 | 65 | 990 | 9 | 8 | 19 | 30748 |
| Bagerhat | 13719 | 266 | 13985 | 83 | 73 | 809 | 50 | 859 | 14 | 10 | 15 | 14844 |
| Satkhira | 15500 | 236 | 15736 | 88 | 87 | 534 | 29 | 563 | 1 | 5 | 17 | 16299 |
| Khulna Div. | 142045 | 2849 | 144894 | 1125 | 784 | 5331 | 534 | 5865 | 52 | 42 | 140 | 150759 |
| Barguna | 12118 | 322 | 12440 | 88 | 127 | 657 | 72 | 729 | 8 | 10 | 24 | 13169 |
| Patuakhali | 21112 | 599 | 21711 | 126 | 117 | 1107 | 75 | 1182 | 38 | 14 | 11 | 22893 |
| Barishal | 20487 | 390 | 20877 | 161 | 81 | 975 | 60 | 1035 | 6 | 5 | 24 | 21912 |
| Jhalakati | 6499 | 121 | 6620 | 68 | 26 | 263 | 21 | 284 | 6 | 0 | 8 | 6904 |
| Bhola | 21482 | 271 | 21753 | 119 | 66 | 703 | 46 | 749 | 19 | 19 | 23 | 22502 |
| Pirojpur | 10928 | 209 | 11137 | 93 | 88 | 584 | 70 | 654 | 4 | 7 | 26 | 11791 |
| Barishal Div. | 92626 | 1912 | 94538 | 655 | 505 | 4289 | 344 | 4633 | 81 | 55 | 116 | 99171 |

| Name of District | Implant | | | | | | | | | | | Total Implant |
|------------------------|----------------|--------------|----------------|-------------|-------------|--------------|-------------|--------------|------------|-------------|-------------------|----------------|
| | Normal | | | | | Postpartum | | | | | | |
| | Old | New | Total | Drop out | | Old | New | Total | Drop out | | Postpartum Expire | |
| | | | | No Methd | Switch Over | | | | No Methd | Switch Over | | |
| Gopalganj | 9234 | 241 | 9475 | 65 | 38 | 567 | 56 | 623 | 6 | 3 | 14 | 10098 |
| Madaripur | 15073 | 249 | 15322 | 108 | 104 | 679 | 71 | 750 | 5 | 4 | 23 | 16072 |
| Shariatpur | 8407 | 228 | 8635 | 80 | 33 | 569 | 35 | 604 | 1 | 5 | 22 | 9239 |
| Faridpur | 19498 | 702 | 20200 | 130 | 123 | 814 | 114 | 928 | 50 | 7 | 45 | 21128 |
| Rajbari | 14205 | 246 | 14451 | 90 | 78 | 625 | 57 | 682 | 3 | 3 | 21 | 15133 |
| Dhaka | 27376 | 517 | 27893 | 126 | 130 | 1457 | 125 | 1582 | 7 | 8 | 20 | 29475 |
| Gazipur | 14640 | 312 | 14952 | 81 | 63 | 449 | 63 | 512 | 4 | 6 | 4 | 15464 |
| Munshiganj | 10326 | 167 | 10493 | 70 | 63 | 648 | 37 | 685 | 6 | 6 | 21 | 11178 |
| Narayanganj | 16852 | 327 | 17179 | 88 | 83 | 826 | 77 | 903 | 9 | 2 | 24 | 18082 |
| Narshingdi | 13338 | 274 | 13612 | 75 | 80 | 666 | 37 | 703 | 2 | 3 | 3 | 14315 |
| Manikganj | 14020 | 306 | 14326 | 102 | 119 | 455 | 57 | 512 | 10 | 3 | 20 | 14838 |
| Tangail | 38683 | 750 | 39433 | 247 | 228 | 1100 | 74 | 1174 | 10 | 10 | 33 | 40607 |
| Kishoreganj | 30934 | 667 | 31601 | 278 | 214 | 1755 | 140 | 1895 | 15 | 20 | 26 | 33496 |
| Dhaka Div. | 232586 | 4986 | 237572 | 1540 | 1356 | 10610 | 943 | 11553 | 128 | 80 | 276 | 249125 |
| Jamalpur | 28297 | 373 | 28670 | 200 | 152 | 1072 | 97 | 1169 | 2 | 7 | 27 | 29839 |
| Sherpur | 18727 | 330 | 19057 | 144 | 136 | 517 | 46 | 563 | 2 | 0 | 10 | 19620 |
| Mymensingh | 43079 | 776 | 43855 | 247 | 227 | 1896 | 134 | 2030 | 24 | 14 | 68 | 45885 |
| Netrokona | 21121 | 438 | 21559 | 187 | 137 | 1618 | 108 | 1726 | 9 | 2 | 41 | 23285 |
| Mymensingh Div. | 111224 | 1917 | 113141 | 778 | 652 | 5103 | 385 | 5488 | 37 | 23 | 146 | 118629 |
| Brahmanbaria | 22632 | 542 | 23174 | 276 | 97 | 2358 | 188 | 2546 | 20 | 10 | 56 | 25720 |
| Cumilla | 38738 | 626 | 39364 | 327 | 135 | 2862 | 203 | 3065 | 23 | 62 | 43 | 42429 |
| Chandpur | 18679 | 515 | 19194 | 186 | 122 | 2062 | 206 | 2268 | 9 | 6 | 90 | 21462 |
| Feni | 11612 | 217 | 11829 | 71 | 63 | 1316 | 107 | 1423 | 6 | 3 | 20 | 13252 |
| Noakhali | 24638 | 446 | 25084 | 214 | 51 | 3236 | 195 | 3431 | 16 | 9 | 36 | 28515 |
| Lakshmipur | 14685 | 267 | 14952 | 141 | 19 | 1233 | 57 | 1290 | 2 | 5 | 23 | 16242 |
| Chattogram | 55486 | 905 | 56391 | 386 | 244 | 3318 | 235 | 3553 | 57 | 16 | 76 | 59944 |
| Cox's Bazar | 26521 | 523 | 27044 | 215 | 113 | 2519 | 184 | 2703 | 9 | 4 | 42 | 29747 |
| Rangamati | 10046 | 134 | 10180 | 63 | 53 | 392 | 43 | 435 | 0 | 1 | 19 | 10615 |
| Khagrachhari | 6730 | 248 | 6978 | 62 | 31 | 286 | 23 | 309 | 3 | 2 | 8 | 7287 |
| Bandarban | 6419 | 93 | 6512 | 79 | 55 | 581 | 39 | 620 | 8 | 2 | 12 | 7132 |
| Chattogram Div. | 236186 | 4516 | 240702 | 2020 | 983 | 20163 | 1480 | 21643 | 153 | 120 | 425 | 262345 |
| Sylhet | 31272 | 488 | 31760 | 157 | 82 | 2694 | 155 | 2849 | 15 | 6 | 68 | 34609 |
| Habiganj | 13506 | 266 | 13772 | 107 | 52 | 1945 | 118 | 2063 | 6 | 0 | 23 | 15835 |
| Moulavi Bazar | 17071 | 207 | 17278 | 139 | 90 | 1117 | 49 | 1166 | 16 | 8 | 19 | 18444 |
| Sunamganj | 21268 | 391 | 21659 | 195 | 86 | 2449 | 192 | 2641 | 15 | 11 | 48 | 24300 |
| Sylhet Div. | 83117 | 1352 | 84469 | 598 | 310 | 8205 | 514 | 8719 | 52 | 25 | 158 | 93188 |
| National | 1247053 | 24440 | 1271493 | 9285 | 7167 | 68207 | 5456 | 73663 | 620 | 441 | 2264 | 1345156 |

| Name of District | Permanent Method | | | | | | | | | | | | | Postpartum Expire | Total Permanent Method | Total Acceptors | CAR(%) | |
|----------------------|------------------|------------|---------------|------------|----------|------------|---------------|---------------|------------|---------------|-------------|------------|-------------|-------------------|------------------------|-----------------|----------------|--------------|
| | Male | | | | | | Female | | | | | | | | | | | |
| | Normal | | | Postpartum | | | Total Male | Normal | | | Postpartum | | | | | | | Total Female |
| | Old | New | Total | Old | New | Total | | Old | New | Total | Old | New | Total | | | | | |
| Dinajpur | 44348 | 74 | 44422 | 75 | 4 | 79 | 44501 | 65676 | 85 | 65761 | 1586 | 123 | 1709 | 67470 | 0 | 111971 | 540299 | 81.9 |
| Thakurgaon | 14965 | 4 | 14969 | 5 | 0 | 5 | 14974 | 19380 | 23 | 19403 | 399 | 39 | 438 | 19841 | 0 | 34815 | 238708 | 78.8 |
| Panchgarh | 11662 | 13 | 11675 | 9 | 0 | 9 | 11684 | 12416 | 22 | 12438 | 264 | 29 | 293 | 12731 | 0 | 24415 | 189914 | 81.1 |
| Nilphamari | 19970 | 13 | 19983 | 70 | 0 | 70 | 20053 | 37864 | 39 | 37903 | 857 | 71 | 928 | 38831 | 0 | 58884 | 335919 | 81.5 |
| Rangpur | 34996 | 58 | 35054 | 178 | 0 | 178 | 35232 | 35162 | 42 | 35204 | 1990 | 25 | 2015 | 37219 | 0 | 72451 | 502244 | 78.3 |
| Kurigram | 16800 | 11 | 16811 | 7 | 0 | 7 | 16818 | 22071 | 30 | 22101 | 257 | 35 | 292 | 22393 | 0 | 39211 | 411884 | 76.9 |
| Gaibandha | 23169 | 113 | 23282 | 16 | 1 | 17 | 23299 | 34059 | 128 | 34187 | 918 | 100 | 1018 | 35205 | 0 | 58504 | 447712 | 81.2 |
| Lalmonirhat | 12663 | 14 | 12677 | 7 | 1 | 8 | 12685 | 21790 | 41 | 21831 | 432 | 31 | 463 | 22294 | 0 | 34979 | 224813 | 80.4 |
| Rangpur Div. | 178573 | 300 | 178873 | 367 | 6 | 373 | 179246 | 248418 | 410 | 248828 | 6703 | 453 | 7156 | 255984 | 0 | 435230 | 2891493 | 79.9 |
| Bogura | 27183 | 35 | 27218 | 67 | 0 | 67 | 27285 | 51980 | 77 | 52057 | 1164 | 95 | 1259 | 53316 | 0 | 80601 | 635596 | 82.5 |
| Joipurhat | 15316 | 55 | 15371 | 11 | 2 | 13 | 15384 | 19149 | 37 | 19186 | 306 | 23 | 329 | 19515 | 0 | 34899 | 177784 | 83.8 |
| Naogaon | 18186 | 29 | 18215 | 18 | 4 | 22 | 18237 | 67647 | 125 | 67772 | 1607 | 108 | 1715 | 69487 | 0 | 87724 | 471233 | 80.2 |
| Nawabganj | 15867 | 15 | 15882 | 7 | 0 | 7 | 15889 | 31191 | 105 | 31296 | 835 | 69 | 904 | 32200 | 0 | 48089 | 300717 | 80.1 |
| Rajshahi | 9283 | 11 | 9294 | 20 | 1 | 21 | 9315 | 69977 | 113 | 70090 | 1808 | 65 | 1873 | 71963 | 0 | 81278 | 499569 | 81.4 |
| Natore | 4999 | 10 | 5009 | 56 | 0 | 56 | 5065 | 51014 | 92 | 51106 | 1161 | 96 | 1257 | 52363 | 0 | 57428 | 338150 | 82.2 |
| Pabna | 12003 | 14 | 12017 | 32 | 0 | 32 | 12049 | 36629 | 72 | 36701 | 589 | 56 | 645 | 37346 | 0 | 49395 | 464227 | 79.1 |
| Serajganj | 11295 | 11 | 11306 | 4 | 0 | 4 | 11310 | 20448 | 73 | 20521 | 1042 | 68 | 1110 | 21631 | 0 | 32941 | 533168 | 81.5 |
| Rajshahi Div. | 114132 | 180 | 114312 | 215 | 7 | 222 | 114534 | 348035 | 694 | 348729 | 8512 | 580 | 9092 | 357821 | 0 | 472355 | 3420444 | 81.2 |
| Kustia | 4571 | 6 | 4577 | 28 | 0 | 28 | 4605 | 56476 | 75 | 56551 | 1605 | 118 | 1723 | 58274 | 0 | 62879 | 357589 | 78.2 |
| Meherpur | 547 | 0 | 547 | 0 | 0 | 0 | 547 | 23806 | 21 | 23827 | 428 | 52 | 480 | 24307 | 0 | 24854 | 127246 | 78.6 |
| Chuadanga | 1217 | 1 | 1218 | 0 | 1 | 1 | 1219 | 28604 | 46 | 28650 | 910 | 91 | 1001 | 29651 | 0 | 30870 | 210161 | 81.9 |
| Jhenaidaha | 3098 | 1 | 3099 | 0 | 0 | 0 | 3099 | 43996 | 55 | 44051 | 1120 | 81 | 1201 | 45252 | 0 | 48351 | 306120 | 78.0 |
| Magura | 2198 | 8 | 2206 | 4 | 0 | 4 | 2210 | 18753 | 36 | 18789 | 795 | 54 | 849 | 19638 | 0 | 21848 | 153127 | 78.8 |
| Narail | 2568 | 0 | 2568 | 0 | 0 | 0 | 2568 | 14084 | 30 | 14114 | 433 | 15 | 448 | 14562 | 0 | 17130 | 121582 | 79.0 |
| Jashore | 21558 | 11 | 21569 | 112 | 1 | 113 | 21682 | 47053 | 57 | 47110 | 762 | 53 | 815 | 47925 | 0 | 69607 | 492909 | 80.4 |
| Khulna | 17719 | 12 | 17731 | 8 | 0 | 8 | 17739 | 33451 | 59 | 33510 | 592 | 26 | 618 | 34128 | 0 | 51867 | 400835 | 80.7 |
| Bagerhat | 12410 | 9 | 12419 | 15 | 0 | 15 | 12434 | 20371 | 32 | 20403 | 316 | 21 | 337 | 20740 | 0 | 33174 | 250303 | 81.2 |
| Satkhira | 11533 | 6 | 11539 | 4 | 0 | 4 | 11543 | 36609 | 45 | 36654 | 934 | 63 | 997 | 37651 | 0 | 49194 | 349530 | 80.2 |
| Khulna Div. | 77419 | 54 | 77473 | 171 | 2 | 173 | 77646 | 323203 | 456 | 323659 | 7895 | 574 | 8469 | 332128 | 0 | 409774 | 2769402 | 79.8 |
| Barguna | 13248 | 17 | 13265 | 17 | 2 | 19 | 13284 | 8243 | 21 | 8264 | 585 | 32 | 617 | 8881 | 0 | 22165 | 155420 | 78.7 |
| Patuakhali | 9983 | 13 | 9996 | 9 | 0 | 9 | 10005 | 17545 | 30 | 17575 | 730 | 80 | 810 | 18385 | 0 | 28390 | 269660 | 79.6 |
| Barishal | 9549 | 11 | 9560 | 32 | 1 | 33 | 9593 | 26776 | 37 | 26813 | 836 | 56 | 892 | 27705 | 0 | 37298 | 325404 | 76.9 |
| Jhalakati | 4956 | 5 | 4961 | 5 | 2 | 7 | 4968 | 7300 | 26 | 7326 | 669 | 21 | 690 | 8016 | 0 | 12984 | 89977 | 78.6 |
| Bhola | 9546 | 13 | 9559 | 12 | 1 | 13 | 9572 | 9530 | 10 | 9540 | 117 | 13 | 130 | 9670 | 0 | 19242 | 298275 | 80.7 |
| Pirojpur | 6329 | 9 | 6338 | 3 | 1 | 4 | 6342 | 9391 | 4 | 9395 | 431 | 60 | 491 | 9886 | 0 | 16228 | 161497 | 79.2 |
| Barishal Div. | 53611 | 68 | 53679 | 78 | 7 | 85 | 53764 | 78785 | 128 | 78913 | 3368 | 262 | 3630 | 82543 | 0 | 136307 | 1300233 | 78.9 |

| Name of District | Permanent Method | | | | | | | | | | | | | | Postpartum Expire | Total Permanent Method | Total Acceptors | CAR(%) |
|------------------------|------------------|-------------|---------------|-------------|-----------|-------------|---------------|----------------|-------------|----------------|--------------|-------------|--------------|----------------|-------------------|------------------------|-----------------|-------------|
| | Male | | | | | | | Female | | | | | | | | | | |
| | Normal | | | Postpartum | | | Total Male | Normal | | | Postpartum | | | Total Female | | | | |
| | Old | New | Total | Old | New | Total | | Old | New | Total | Old | New | Total | | | | | |
| Gopalganj | 2733 | 13 | 2746 | 15 | 1 | 16 | 2762 | 19687 | 35 | 19722 | 547 | 54 | 601 | 20323 | 0 | 23085 | 175521 | 79.7 |
| Madaripur | 2679 | 7 | 2686 | 4 | 0 | 4 | 2690 | 14662 | 33 | 14695 | 368 | 43 | 411 | 15106 | 0 | 17796 | 182084 | 78.1 |
| Shariatpur | 4167 | 3 | 4170 | 4 | 0 | 4 | 4174 | 11609 | 38 | 11647 | 379 | 26 | 405 | 12052 | 0 | 16226 | 163810 | 76.3 |
| Faridpur | 8170 | 21 | 8191 | 2 | 1 | 3 | 8194 | 36433 | 86 | 36519 | 925 | 81 | 1006 | 37525 | 0 | 45719 | 314727 | 79.9 |
| Rajbari | 6004 | 11 | 6015 | 0 | 0 | 0 | 6015 | 17270 | 29 | 17299 | 271 | 37 | 308 | 17607 | 0 | 23622 | 182955 | 78.6 |
| Dhaka | 21630 | 367 | 21997 | 560 | 9 | 569 | 22566 | 48171 | 67 | 48238 | 1901 | 192 | 2093 | 50331 | 0 | 72897 | 549992 | 75.0 |
| Gazipur | 4660 | 9 | 4669 | 6 | 2 | 8 | 4677 | 33404 | 35 | 33439 | 530 | 41 | 571 | 34010 | 0 | 38687 | 320673 | 75.7 |
| Munshiganj | 2265 | 2 | 2267 | 11 | 0 | 11 | 2278 | 27468 | 62 | 27530 | 1144 | 84 | 1228 | 28758 | 0 | 31036 | 224749 | 74.5 |
| Narayanganj | 13285 | 59 | 13344 | 395 | 2 | 397 | 13741 | 31956 | 36 | 31992 | 1072 | 52 | 1124 | 33116 | 0 | 46857 | 402746 | 75.4 |
| Narshingdi | 3286 | 8 | 3294 | 3 | 0 | 3 | 3297 | 31931 | 33 | 31964 | 1556 | 111 | 1667 | 33631 | 0 | 36928 | 332164 | 75.8 |
| Manikganj | 4112 | 74 | 4186 | 5 | 0 | 5 | 4191 | 29241 | 23 | 29264 | 769 | 96 | 865 | 30129 | 0 | 34320 | 233281 | 76.2 |
| Tangail | 19421 | 11 | 19432 | 22 | 0 | 22 | 19454 | 58754 | 41 | 58795 | 2153 | 143 | 2296 | 61091 | 0 | 80545 | 657783 | 77.6 |
| Kishoreganj | 13864 | 14 | 13878 | 39 | 1 | 40 | 13918 | 43664 | 120 | 43784 | 1291 | 73 | 1364 | 45148 | 0 | 59066 | 450342 | 79.8 |
| Dhaka Div. | 106276 | 599 | 106875 | 1066 | 16 | 1082 | 107957 | 404250 | 638 | 404888 | 12906 | 1033 | 13939 | 418827 | 0 | 526784 | 4190827 | 77.0 |
| Jamalpur | 15123 | 6 | 15129 | 36 | 0 | 36 | 15165 | 27596 | 30 | 27626 | 856 | 64 | 920 | 28546 | 0 | 43711 | 389798 | 80.2 |
| Sherpur | 8918 | 8 | 8926 | 2 | 0 | 2 | 8928 | 16495 | 25 | 16520 | 510 | 60 | 570 | 17090 | 0 | 26018 | 252713 | 79.1 |
| Mymensingh | 34092 | 106 | 34198 | 61 | 1 | 62 | 34260 | 44196 | 74 | 44270 | 771 | 168 | 939 | 45209 | 0 | 79469 | 831381 | 79.2 |
| Netrokona | 15409 | 12 | 15421 | 186 | 1 | 187 | 15608 | 25000 | 21 | 25021 | 894 | 35 | 929 | 25950 | 0 | 41558 | 320490 | 78.4 |
| Mymensingh Div. | 73542 | 132 | 73674 | 285 | 2 | 287 | 73961 | 113287 | 150 | 113437 | 3031 | 327 | 3358 | 116795 | 0 | 190756 | 1794382 | 79.3 |
| Brahmanbaria | 6355 | 5 | 6360 | 24 | 1 | 25 | 6385 | 42229 | 67 | 42296 | 1072 | 75 | 1147 | 43443 | 0 | 49828 | 376549 | 71.3 |
| Cumilla | 19229 | 66 | 19295 | 43 | 2 | 45 | 19340 | 85540 | 123 | 85663 | 3286 | 403 | 3689 | 89352 | 0 | 108692 | 857081 | 76.3 |
| Chandpur | 5433 | 4 | 5437 | 20 | 1 | 21 | 5458 | 34419 | 31 | 34450 | 1305 | 100 | 1405 | 35855 | 0 | 41313 | 361749 | 76.6 |
| Feni | 1800 | 3 | 1803 | 8 | 1 | 9 | 1812 | 23855 | 30 | 23885 | 1129 | 83 | 1212 | 25097 | 0 | 26909 | 203080 | 72.5 |
| Noakhali | 7440 | 14 | 7454 | 55 | 2 | 57 | 7511 | 39781 | 31 | 39812 | 1525 | 79 | 1604 | 41416 | 0 | 48927 | 444533 | 75.8 |
| Lakshmipur | 3497 | 1 | 3498 | 2 | 0 | 2 | 3500 | 14732 | 15 | 14747 | 1666 | 35 | 1701 | 16448 | 0 | 19948 | 241986 | 72.2 |
| Chattogram | 12461 | 55 | 12516 | 40 | 0 | 40 | 12556 | 60851 | 33 | 60884 | 1268 | 66 | 1334 | 62218 | 0 | 74774 | 789266 | 74.2 |
| Cox's Bazar | 12737 | 24 | 12761 | 126 | 0 | 126 | 12887 | 14457 | 302 | 14759 | 746 | 42 | 788 | 15547 | 0 | 28434 | 340558 | 80.3 |
| Rangamati | 3023 | 6 | 3029 | 0 | 0 | 0 | 3029 | 4773 | 7 | 4780 | 45 | 4 | 49 | 4829 | 0 | 7858 | 84125 | 82.0 |
| Khagrachhari | 4182 | 12 | 4194 | 3 | 0 | 3 | 4197 | 5192 | 6 | 5198 | 26 | 4 | 30 | 5228 | 0 | 9425 | 89144 | 78.2 |
| Bandarban | 4953 | 13 | 4966 | 14 | 0 | 14 | 4980 | 2918 | 0 | 2918 | 24 | 0 | 24 | 2942 | 0 | 7922 | 59574 | 81.2 |
| Chattogram Div. | 81110 | 203 | 81313 | 335 | 7 | 342 | 81655 | 328747 | 645 | 329392 | 12092 | 891 | 12983 | 342375 | 0 | 424030 | 3847645 | 75.4 |
| Sylhet | 14217 | 20 | 14237 | 103 | 7 | 110 | 14347 | 45755 | 112 | 45867 | 1508 | 67 | 1575 | 47442 | 0 | 61789 | 466889 | 77.9 |
| Habiganj | 14251 | 8 | 14259 | 183 | 4 | 187 | 14446 | 29991 | 49 | 30040 | 1001 | 62 | 1063 | 31103 | 0 | 45549 | 303130 | 77.1 |
| Moulavi Bazar | 15364 | 15 | 15379 | 37 | 0 | 37 | 15416 | 30495 | 56 | 30551 | 769 | 58 | 827 | 31378 | 0 | 46794 | 262245 | 77.7 |
| Sunamganj | 15132 | 14 | 15146 | 178 | 4 | 182 | 15328 | 32893 | 42 | 32935 | 958 | 39 | 997 | 33932 | 0 | 49260 | 313213 | 78.1 |
| Sylhet Div. | 58964 | 57 | 59021 | 501 | 15 | 516 | 59537 | 139134 | 259 | 139393 | 4236 | 226 | 4462 | 143855 | 0 | 203392 | 1345477 | 77.7 |
| National | 743627 | 1593 | 745220 | 3018 | 62 | 3080 | 748300 | 1983859 | 3380 | 1987239 | 58743 | 4346 | 63089 | 2050328 | 0 | 2798628 | 21559903 | 78.4 |

Table -12: Number of New and Total Acceptors upto the end of December'19 and January'20

| Method | New Acceptors | | % Change of January'20 over December'19 | Total Acceptors | | % Change of January'20 over December'19 |
|---------------------|---------------|---------------|---|-----------------|-----------------|---|
| | December'19 | January'20 | | December'19 | January'20 | |
| Per.Method (Male) | 2417 | 1655 | -31.5 | 746638 | 748300 | 0.2 |
| Per.Method (Female) | 9872 | 7726 | -21.7 | 2044599 | 2050328 | 0.3 |
| Per.Method (Total) | 12289 | 9381 | -23.7 | 2791237 | 2798628 | 0.3 |
| IUD | 18231 | 9333 | -48.8 | 736343 | 737777 | 0.2 |
| Implant | 44052 | 29896 | -32.1 | 1331752 | 1345156 | 1.0 |
| Injectables | 71485 | 58208 | -18.6 | 4205053 | 4207167 | 0.1 |
| Oral Pill | 142270 | 121097 | -14.9 | 10428128 | 10438422 | 0.1 |
| Condom | 59492 | 45085 | -24.2 | 2029981 | 2032753 | 0.1 |
| Total | 347819 | 273000 | -21.5 | 21522494 | 21559903 | 0.2 |

Table -13: CAR(%) by Division upto the end of December'19 and January'20

| Division | December'19 | January'20 | % Change of January'20 over December'19 |
|-----------------|--------------|--------------|---|
| Rangpur | 79.92 | 79.93 | 0.01 |
| Rajshahi | 81.19 | 81.21 | 0.02 |
| Khulna | 79.79 | 79.80 | 0.01 |
| Barishal | 78.94 | 78.93 | -0.01 |
| Dhaka | 76.95 | 76.99 | 0.04 |
| Mymensingh | 79.24 | 79.27 | 0.03 |
| Chattogram | 75.43 | 75.41 | -0.02 |
| Sylhet | 77.78 | 77.74 | -0.04 |
| National | 78.43 | 78.43 | 0.00 |

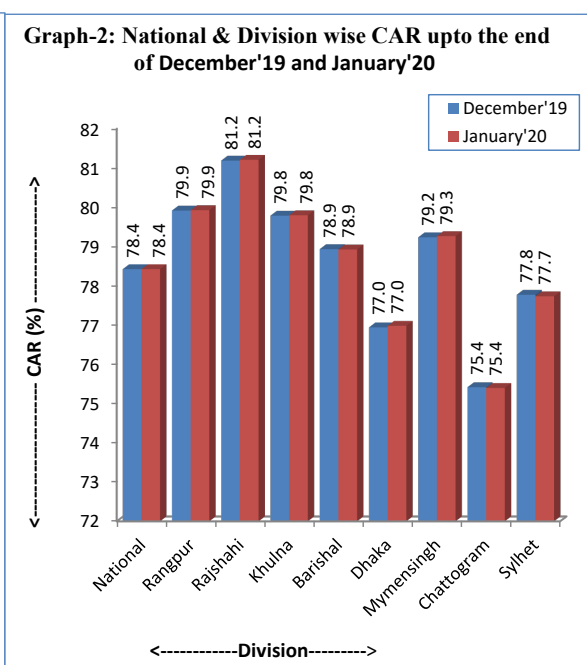
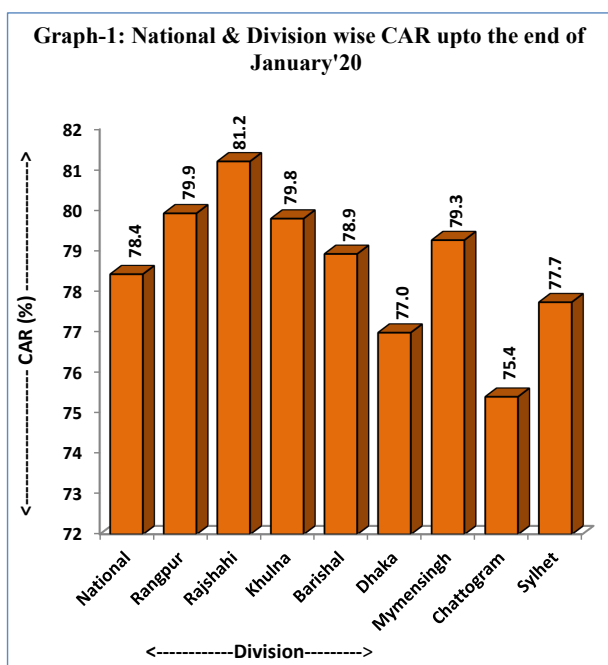
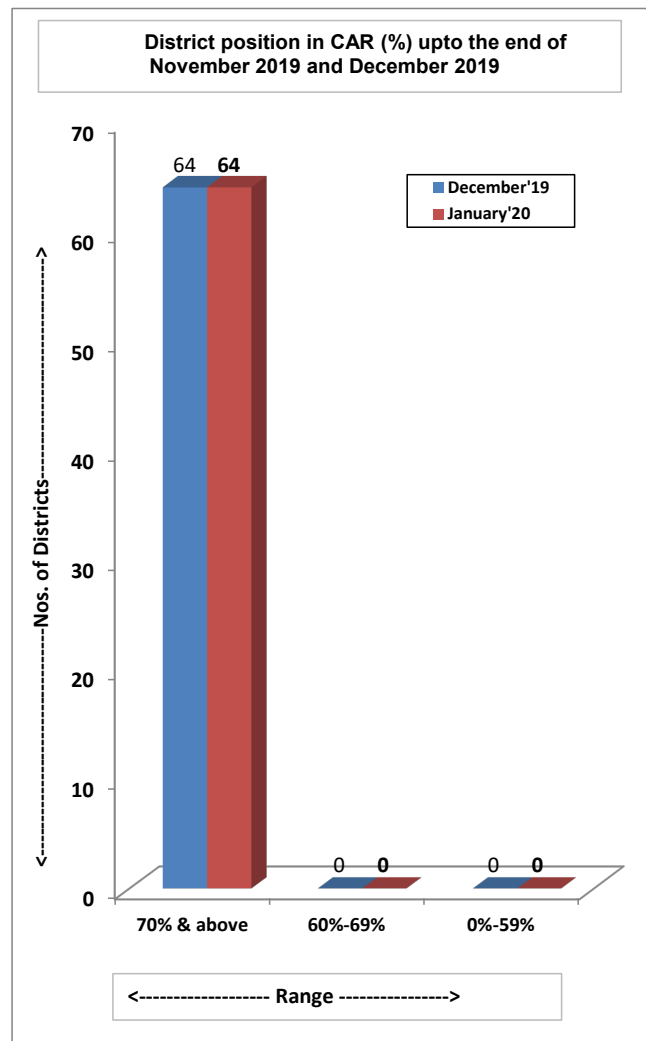


Table -14: District by Range of CAR upto the end of January 2020

| Range | Sl.No. | District | CAR (%) |
|-------------|--------|---------------|---------|
| 70% & above | 1 | Joipurhat | 83.8 |
| | 2 | Bogura | 82.5 |
| | 3 | Natore | 82.3 |
| | 4 | Rangamati | 82.0 |
| | 5 | Chuadanga | 81.9 |
| | 6 | Dinajpur | 81.9 |
| | 7 | Nilphamari | 81.5 |
| | 8 | Serajganj | 81.5 |
| | 9 | Rajshahi | 81.4 |
| | 10 | Bandarban | 81.2 |
| | 11 | Gaibandha | 81.2 |
| | 12 | Bagerhat | 81.2 |
| | 13 | Panchgarh | 81.1 |
| | 14 | Bhola | 80.7 |
| | 15 | Khulna | 80.7 |
| | 16 | Jashore | 80.4 |
| | 17 | Lalmonirhat | 80.4 |
| | 18 | Cox's Bazar | 80.3 |
| | 19 | Naogaon | 80.2 |
| | 20 | Satkhira | 80.2 |
| | 21 | Jamalpur | 80.2 |
| | 22 | Nawabganj | 80.1 |
| | 23 | Faridpur | 79.9 |
| | 24 | Kishoreganj | 79.9 |
| | 25 | Gopalganj | 79.7 |
| | 26 | Patuakhali | 79.6 |
| | 27 | Mymensingh | 79.2 |
| | 28 | Pirojpur | 79.2 |
| | 29 | Sherpur | 79.1 |
| | 30 | Pabna | 79.1 |
| | 31 | Narail | 79.0 |
| | 32 | Thakurgaon | 78.8 |
| | 33 | Magura | 78.8 |
| | 34 | Barguna | 78.7 |
| | 35 | Meherpur | 78.6 |
| | 36 | Rajbari | 78.6 |
| | 37 | Jhalakati | 78.6 |
| | 38 | Netrokona | 78.4 |
| | 39 | Rangpur | 78.3 |
| | 40 | Kustia | 78.2 |
| | 41 | Khagrachhari | 78.2 |
| | 42 | Sunamganj | 78.2 |
| | 43 | Madaripur | 78.1 |
| | 44 | Jhenaidaha | 78.0 |
| | 45 | Sylhet | 77.9 |
| | 46 | Moulavi Bazar | 77.7 |
| | 47 | Tangail | 77.6 |
| | 48 | Habiganj | 77.1 |
| | 49 | Barishal | 76.9 |
| | 50 | Kurigram | 76.9 |
| | 51 | Chandpur | 76.7 |
| | 52 | Cumilla | 76.3 |
| | 53 | Shariatpur | 76.3 |
| | 54 | Manikganj | 76.3 |
| | 55 | Noakhali | 75.8 |
| | 56 | Narshingdi | 75.8 |
| | 57 | Gazipur | 75.7 |
| | 58 | Narayanganj | 75.4 |
| | 59 | Dhaka | 75.0 |
| | 60 | Munshiganj | 74.5 |
| | 61 | Chattogram | 74.2 |
| | 62 | Feni | 72.5 |
| | 63 | Lakshmipur | 72.2 |
| | 64 | Brahmanbaria | 71.3 |

| Range | Nos of Districts CAR (%) |
|-------------|--------------------------|
| 70% & above | 64 |
| 60% - 69% | Nil |
| 0%-59% | Nil |



| Sl. No. | Name of District | Name of Upazila | Total Couples | Total Acceptors | CAR (%) | Sl. No. | Name of District | Name of Upazila | Total Couples | Total Acceptors | CAR (%) |
|---------|------------------|-------------------|---------------|-----------------|---------|---------|------------------|---------------------|---------------|-----------------|---------|
| 331 | Narayanganj | Bandar | 67195 | 52037 | 77.4 | 409 | Cumilla | Meghna | 22774 | 17257 | 75.8 |
| 332 | Pirojpur | Nazirpur | 32402 | 25090 | 77.4 | 410 | Kurigram | Bhurungamari | 66203 | 50159 | 75.8 |
| 333 | Barguna | Betagi | 23240 | 17995 | 77.4 | 411 | Narshingdi | Raipura | 112850 | 85463 | 75.7 |
| 334 | Gopalganj | Kotalipara | 43655 | 33802 | 77.4 | 412 | Noakhali | Hatiya | 76646 | 58031 | 75.7 |
| 335 | Shariatpur | Damoddyia | 23421 | 18130 | 77.4 | 413 | Noakhali | Sudharam (Sadar) | 90640 | 68547 | 75.6 |
| 336 | Kustia | Khoksas | 30425 | 23550 | 77.4 | 414 | Shariatpur | Naria | 41162 | 31097 | 75.5 |
| 337 | Faridpur | Sadarpur | 34042 | 26346 | 77.4 | 415 | Chattogram | Doublemooring | 45081 | 34054 | 75.5 |
| 338 | Meherpur | Gagni | 77245 | 59737 | 77.3 | 416 | Noakhali | Begumganj | 112024 | 84613 | 75.5 |
| 339 | Habiganj | Nabiganj | 59409 | 45943 | 77.3 | 417 | Feni | Feni Sadar | 92236 | 69632 | 75.5 |
| 340 | Narshingdi | Narshingdi Sadar | 123430 | 95379 | 77.3 | 418 | Barishal | Babuganj | 26350 | 19888 | 75.5 |
| 341 | Netrokona | Khaliajhuri | 17221 | 13307 | 77.3 | 419 | Sylhet | Companiganj | 28166 | 21252 | 75.5 |
| 342 | Tangail | Ghatail | 103447 | 79920 | 77.3 | 420 | Barishal | Barisal Sadar | 83202 | 62753 | 75.4 |
| 343 | Khagrachhari | Manikchhari | 11571 | 8938 | 77.2 | 421 | Chattogram | Sandwip | 59483 | 44858 | 75.4 |
| 344 | Cox's Bazar | Kutubdia | 24006 | 18543 | 77.2 | 422 | Narshingdi | Palash | 43353 | 32684 | 75.4 |
| 345 | Dhaka | Keraniganj | 144082 | 111289 | 77.2 | 423 | Noakhali | Sonaimuri | 65759 | 49518 | 75.3 |
| 346 | Sylhet | Balaganj | 49576 | 38285 | 77.2 | 424 | Sylhet | Biswanath | 30472 | 22925 | 75.2 |
| 347 | Thakurgaon | Baliadangi | 42696 | 32966 | 77.2 | 425 | Shariatpur | Palong (Sadar) | 42180 | 31696 | 75.1 |
| 348 | Tangail | Basail | 39653 | 30614 | 77.2 | 426 | Chattogram | Rangunia | 75749 | 56921 | 75.1 |
| 349 | Chandpur | Hajiganj | 63089 | 48692 | 77.2 | 427 | Sylhet | Biani Bazar | 35541 | 26698 | 75.1 |
| 350 | Khagrachhari | Mahalchhari | 9570 | 7383 | 77.1 | 428 | Tangail | Nagarpur | 66526 | 49972 | 75.1 |
| 351 | Mymensingh | Bhaluka | 90099 | 69473 | 77.1 | 429 | Shariatpur | Bhedarganj | 44465 | 33400 | 75.1 |
| 352 | Thakurgaon | Pirganj | 48704 | 37537 | 77.1 | 430 | Narayanganj | Rupganj | 95643 | 71786 | 75.1 |
| 353 | Narshingdi | Belaboo | 41548 | 32013 | 77.1 | 431 | Barishal | Hizla | 25404 | 19028 | 74.9 |
| 354 | Noakhali | Chatkhil | 45119 | 34758 | 77 | 432 | Feni | Sonagazi | 54830 | 41045 | 74.9 |
| 355 | Sylhet | Kanaighat | 47993 | 36957 | 77 | 433 | Cumilla | Comilla Sadar South | 83626 | 62599 | 74.9 |
| 356 | Khulna | Terokhada | 26294 | 20243 | 77 | 434 | Kurigram | Ulipur | 105009 | 78555 | 74.8 |
| 357 | Cox's Bazar | Coxs Bazar Sadar | 83244 | 64080 | 77 | 435 | Cumilla | Chandina | 77368 | 57762 | 74.7 |
| 358 | Barishal | Banaripara | 29229 | 22498 | 77 | 436 | Lakshmipur | Kamalnagar | 34525 | 25761 | 74.6 |
| 359 | Tangail | Kalihati | 90550 | 69683 | 77 | 437 | Munshiganj | Tongibari | 38603 | 28801 | 74.6 |
| 360 | Narayanganj | Narayanganj Sadar | 199166 | 153264 | 77 | 438 | Tangail | Shakhipur | 68816 | 51304 | 74.6 |
| 361 | Munshiganj | Serajdikhan | 58764 | 45217 | 76.9 | 439 | Gazipur | Kaliganj | 55172 | 41125 | 74.5 |
| 362 | Dhaka | Savar | 148312 | 114095 | 76.9 | 440 | Narayanganj | Sonargaon | 87822 | 65459 | 74.5 |
| 363 | Moulavi Bazar | Kulaura | 61431 | 47253 | 76.9 | 441 | Manikganj | Daulatpur | 35021 | 26080 | 74.5 |
| 364 | Jhenaidaha | Jhenaidaha Sadar | 100558 | 76963 | 76.9 | 442 | Narshingdi | Monohordi | 58753 | 43693 | 74.4 |
| 365 | Noakhali | Subarna Char | 53651 | 41246 | 76.9 | 443 | Madaripur | Rajoir | 47896 | 35559 | 74.2 |
| 366 | Shariatpur | Janjira | 33122 | 25446 | 76.8 | 444 | Tangail | Delduar | 47690 | 35345 | 74.1 |
| 367 | Rangpur | Mithapukur | 114279 | 87784 | 76.8 | 445 | Rangpur | Badarganj | 66060 | 48893 | 74 |
| 368 | Sylhet | South Shurma | 55604 | 42708 | 76.8 | 446 | Cumilla | Homna | 40663 | 30093 | 74 |
| 369 | Bagerhat | Chitalmari | 28288 | 21725 | 76.8 | 447 | Dhaka | Dhamrai | 89539 | 66220 | 74 |
| 370 | Moulavi Bazar | Sreemongal | 63821 | 48999 | 76.8 | 448 | Chandpur | Motlab (North) | 57985 | 42875 | 73.9 |
| 371 | Sunamganj | Dowara Bazar | 40215 | 30874 | 76.8 | 449 | Chattogram | Anwara | 48127 | 35571 | 73.9 |
| 372 | Habiganj | Chunarughat | 61775 | 47389 | 76.7 | 450 | Khagrachhari | Ramgarh | 12961 | 9571 | 73.8 |
| 373 | Tangail | Mirzapur | 95388 | 73156 | 76.7 | 451 | Brahmanbaria | Akhaura | 30809 | 22739 | 73.8 |
| 374 | Barishal | Mehendiganj | 50333 | 38584 | 76.7 | 452 | Cumilla | Nangolkot | 77038 | 56812 | 73.7 |
| 375 | Chattogram | Panchlaish | 32167 | 24658 | 76.7 | 453 | Chandpur | Haimchar | 18317 | 13494 | 73.7 |
| 376 | Barishal | Muladi | 31101 | 23831 | 76.6 | 454 | Noakhali | Companiganj | 50446 | 37131 | 73.6 |
| 377 | Cumilla | Monoharganj | 49987 | 38288 | 76.6 | 455 | Munshiganj | Srinagar | 58662 | 43144 | 73.5 |
| 378 | Sherpur | Nakla | 44063 | 33739 | 76.6 | 456 | Narshingdi | Shibpur | 58505 | 42974 | 73.5 |
| 379 | Noakhali | Senbag | 54922 | 42046 | 76.6 | 457 | Chattogram | Sitakunda | 78659 | 57733 | 73.4 |
| 380 | Chattogram | Boalkhali | 46950 | 35939 | 76.5 | 458 | Cumilla | Daudkandi | 72993 | 53453 | 73.2 |
| 381 | Chattogram | Hathazari | 74083 | 56691 | 76.5 | 459 | Brahmanbaria | Sarail | 56654 | 41484 | 73.2 |
| 382 | Barishal | Agailjhara | 28317 | 21666 | 76.5 | 460 | Feni | Fulgazi | 24486 | 17925 | 73.2 |
| 383 | Magura | Mohammadpur | 42478 | 32479 | 76.5 | 461 | Lakshmipur | Raipur | 58856 | 43062 | 73.2 |
| 384 | Lakshmipur | Ramganj | 61385 | 46915 | 76.4 | 462 | Brahmanbaria | Brahmanbaria Sadar | 78897 | 57648 | 73.1 |
| 385 | Jashore | Chowgachha | 52164 | 39865 | 76.4 | 463 | Munshiganj | Munshiganj Sadar | 81417 | 59471 | 73 |
| 386 | Noakhali | Kabirhat | 36990 | 28252 | 76.4 | 464 | Manikganj | Harirampur | 32286 | 23511 | 72.8 |
| 465 | Munshiganj | Gazaria | 31400 | 22850 | 72.8 | 474 | Chattogram | Chandanaish | 45058 | 32440 | 72 |
| 466 | Brahmanbaria | Kashba | 65602 | 47676 | 72.7 | 475 | Chattogram | Fatichhari | 10847 | 78095 | 72 |
| 467 | Chattogram | Satkania | 70713 | 51357 | 72.6 | 476 | Chattogram | Patiya | 97589 | 70172 | 71.9 |
| 468 | Brahmanbaria | Nasirnagar | 56839 | 41251 | 72.6 | 477 | Dhaka | Mirpur | 84987 | 61022 | 71.8 |
| 469 | Brahmanbaria | Bijoy Nagar | 51587 | 37426 | 72.5 | 478 | Chattogram | Lohagora | 50677 | 35953 | 70.9 |
| 470 | Sylhet | Fenchuganj | 18634 | 13504 | 72.5 | 479 | Narayanganj | Araihazar | 84020 | 59584 | 70.9 |
| 471 | Brahmanbaria | Nabinagar | 96436 | 69738 | 72.3 | 480 | Habiganj | Madhabpur | 64748 | 45744 | 70.6 |
| 472 | Cumilla | Burichong | 67937 | 49071 | 72.2 | 481 | Manikganj | Singair | 63336 | 44731 | 70.6 |
| 473 | Dhaka | Nawabganj | 70698 | 51063 | 72.2 | 482 | Feni | Dagonbhuiyan | 53036 | 37404 | 70.5 |

Table-16: List of Upazila achieved CAR 60-70% up to the end of December 2019

| Sl. No. | Name of District | Name of Upazila | Total Couples | Total Acceptors | CAR (%) |
|---------|------------------|------------------|---------------|-----------------|---------|
| 1 | Chattogram | Mirsharai | 84661 | 59208 | 69.9 |
| 2 | Dhaka | Dohar | 47533 | 32896 | 69.2 |
| 3 | Lakshmipur | Lakshmipur Sadar | 137581 | 92980 | 67.6 |
| 4 | Gazipur | Kapasnia | 71017 | 46544 | 65.5 |
| 5 | Feni | Chhagalnaiya | 35140 | 21368 | 60.8 |
| 6 | Brahmanbaria | Bancharampur | 62476 | 37322 | 59.7 |

Upazila position in CAR upto the end of November 2019 and December 2019

| Sl. No. | Name of District | Name of Upazila | Total Couples | Total Acceptors | CAR (%) | Sl. No. | Name of District | Name of Upazila | Total Couples | Total Acceptors | CAR (%) |
|---------|------------------|-----------------|---------------|-----------------|---------|---------|------------------|-----------------|---------------|-----------------|---------|
|---------|------------------|-----------------|---------------|-----------------|---------|---------|------------------|-----------------|---------------|-----------------|---------|

Upazila position in CAR upto the end of November 2019 and December 2019

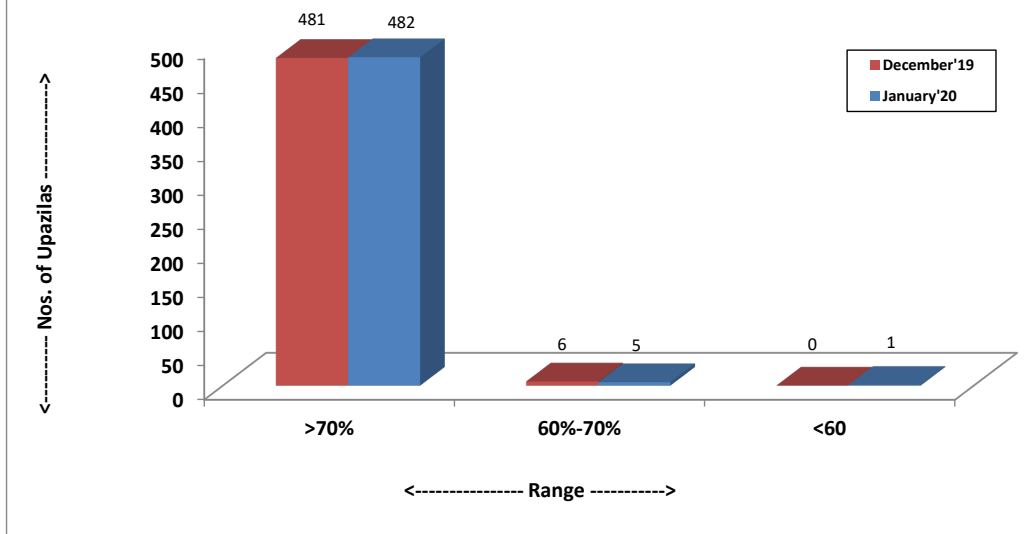


Table -17: Method wise Dropout and Switch Over by Division upto the end of January 2020

| Division | Number of Acceptors dropped out and Switch Over | | | | | | | | | |
|-----------------|---|--------------|--------------|--------------|--------------|--------------|-------------|-------------|-------------|-------------|
| | Oral Pill | | Condom | | Injectable | | IUD | | Implant | |
| | No Method | Switch Over | No Method | Switch Over | No Method | Switch Over | No Method | Switch Over | No Method | Switch Over |
| Rangpur | 8068 | 6694 | 2042 | 1465 | 3887 | 3939 | 522 | 457 | 1286 | 1323 |
| Rajshahi | 10593 | 7959 | 4212 | 2721 | 4250 | 4062 | 693 | 403 | 1400 | 1350 |
| Khulna | 7207 | 5577 | 3304 | 2037 | 3514 | 3128 | 458 | 279 | 1177 | 826 |
| Barishal | 4605 | 3493 | 1219 | 798 | 2582 | 2160 | 389 | 251 | 736 | 560 |
| Dhaka | 11921 | 8560 | 4872 | 3404 | 5384 | 4253 | 1007 | 624 | 1668 | 1436 |
| Mymensingh | 6072 | 3976 | 1301 | 802 | 2175 | 1840 | 292 | 195 | 815 | 675 |
| Chattogram | 11898 | 6288 | 4475 | 1914 | 6680 | 3618 | 1313 | 590 | 2173 | 1103 |
| Sylhet | 5893 | 2259 | 2437 | 702 | 2672 | 1363 | 572 | 141 | 650 | 335 |
| National | 66257 | 44806 | 23862 | 13843 | 31144 | 24363 | 5246 | 2940 | 9905 | 7608 |

Table -18: Contraceptive Acceptors and Acceptance Rate by Division upto the end of December 2019 and January 2020

| Division | Month | Total Eligible Couple | Total Number of Acceptors | | | | | | | CAR (%) |
|-----------------|--------|-----------------------|---------------------------|--------|---------|------------|-----------|---------|----------|---------|
| | | | Permanent Method | IUD | Implant | Injectable | Oral Pill | Condom | Total | |
| Rangpur | Dec-19 | 3614925 | 434693 | 68013 | 182918 | 627440 | 1411325 | 164576 | 2888965 | 79.92 |
| | Jan-20 | 3617577 | 435230 | 68216 | 184155 | 627093 | 1412097 | 164702 | 2891493 | 79.93 |
| Rajshahi | Dec-19 | 4208243 | 471889 | 97804 | 186299 | 608798 | 1658608 | 393280 | 3416678 | 81.19 |
| | Jan-20 | 4212020 | 472355 | 97920 | 187784 | 609071 | 1658900 | 394414 | 3420444 | 81.21 |
| Khulna | Dec-19 | 3467322 | 409214 | 78771 | 149204 | 564807 | 1254051 | 310452 | 2766499 | 79.79 |
| | Jan-20 | 3470570 | 409774 | 78755 | 150759 | 564818 | 1254667 | 310629 | 2769402 | 79.8 |
| Barishal | Dec-19 | 1645889 | 136129 | 50792 | 98306 | 341467 | 591624 | 80936 | 1299254 | 78.94 |
| | Jan-20 | 1647291 | 136307 | 50741 | 99171 | 341335 | 591827 | 80852 | 1300233 | 78.93 |
| Dhaka | Dec-19 | 5439536 | 525267 | 155802 | 246876 | 690522 | 2076069 | 491440 | 4185976 | 76.95 |
| | Jan-20 | 5443626 | 526784 | 156251 | 249125 | 691370 | 2075571 | 491726 | 4190827 | 76.99 |
| Mymensingh | Dec-19 | 2238966 | 187553 | 51474 | 116068 | 314970 | 987948 | 116143 | 1774156 | 79.24 |
| | Jan-20 | 2263692 | 190756 | 52191 | 118629 | 318246 | 996856 | 117704 | 1794382 | 79.27 |
| Chattogram | Dec-19 | 5098143 | 423395 | 180651 | 259842 | 814578 | 1826038 | 341008 | 3845512 | 75.43 |
| | Jan-20 | 5102329 | 424030 | 180808 | 262345 | 813130 | 1826344 | 340988 | 3847645 | 75.41 |
| Sylhet | Dec-19 | 1729737 | 203097 | 53036 | 92239 | 242471 | 622465 | 132146 | 1345454 | 77.78 |
| | Jan-20 | 1730674 | 203392 | 52895 | 93188 | 242104 | 622160 | 131738 | 1345477 | 77.74 |
| National | Dec-19 | 27442761 | 2791237 | 736343 | 1331752 | 4205053 | 10428128 | 2029981 | 21522494 | 78.43 |
| | Jan-20 | 27487779 | 2798628 | 737777 | 1345156 | 4207167 | 10438422 | 2032753 | 21559903 | 78.43 |

Table -19: Status of Contraceptive Method-Mix based on CAR at the end of the Month of January 2020

| Method | Rangpur | Rajshahi | Khulna | Barishal | Dhaka | Mymensingh | Chattogram | Sylhet | National |
|------------------|--------------|--------------|--------------|--------------|--------------|--------------|--------------|--------------|--------------|
| Permanent Method | 15.05 | 13.81 | 14.80 | 10.48 | 12.57 | 10.63 | 11.02 | 15.12 | 12.98 |
| I U D | 2.36 | 2.86 | 2.84 | 3.90 | 3.73 | 2.91 | 4.70 | 3.93 | 3.42 |
| Implant | 6.37 | 5.49 | 5.44 | 7.63 | 5.94 | 6.61 | 6.82 | 6.93 | 6.24 |
| Injectables | 21.69 | 17.81 | 20.39 | 26.25 | 16.50 | 17.74 | 21.13 | 17.99 | 19.51 |
| Oral Pill | 48.84 | 48.50 | 45.30 | 45.52 | 49.53 | 55.55 | 47.47 | 46.24 | 48.42 |
| Condom | 5.70 | 11.53 | 11.22 | 6.22 | 11.73 | 6.56 | 8.86 | 9.79 | 9.43 |
| Total | 100.0 | 100.0 | 100.0 | 100.0 | 100.0 | 100.0 | 100.0 | 100.0 | 100.0 |

Method-Mix for the month of January 2020

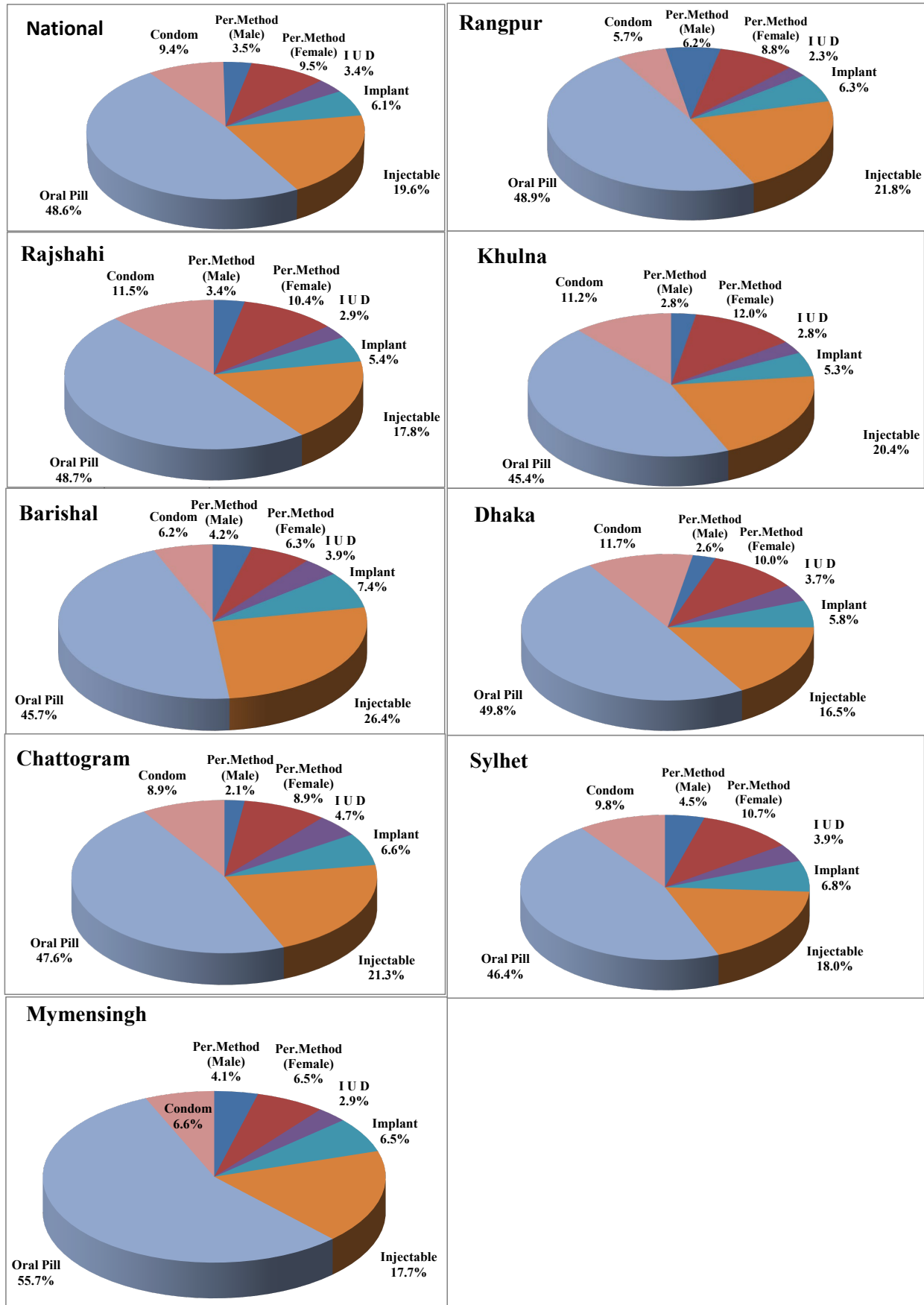


Table -20: Performance by type of MCH services for the month of December 2019 and January 2020

(in Number)

| Services | Performance | | % Change of January'20 over December'19 | |
|--|---|---------------|---|-------------|
| | December'19 | January'20 | | |
| Number of Pregnant Women | 952451 | 944584 | -0.8 | |
| No. of High Risk Pregnant Mother Referred | 5944 | 6136 | 3.2 | |
| Treatment, Adviced & Referred Infertile Couple | 113239 | 117582 | 3.7 | |
| Treatment of RTI/STI (MCHTI, MFSTC, FWVTI-Raj & MCWCs) | 7606 | 6883 | -12.1 | |
| Antenatal Care | 1 st visit (within 4 Month) | 168368 | 167330 | -0.6 |
| | 2 nd visit (within 6 Month) | 132695 | 132390 | -0.2 |
| | 3 rd visit (within 8 Month) | 109223 | 109085 | -0.1 |
| | 4 th visit (in 9 th month) (including MCHTI, MFSTC & FWVTI-Raj) | 93103 | 91375 | -1.9 |
| Delivery conducted in MCHTI, MFSTC, FWVTI-Rajshahi, MCWC, UHC, UH&FWC & NGO Clinics | Normal | 51924 | 50878 | -2.0 |
| | C-Section | 44408 | 43879 | -1.2 |
| | Total Delivery | 96332 | 94757 | -1.6 |
| Postnatal Care (including MCHTI, MFSTC, FWVTI-Raj, MCWC, UHC, UH&FWC) | PNC-1 (within 24 Hour) | 48013 | 44058 | -9.0 |
| | PNC-2 (within 2- 3 day) | 41548 | 40192 | -3.4 |
| | PNC-3 (within 7 -14 day) | 44908 | 44000 | -2.1 |
| | PNC-4 (within 42-48 day) | 54006 | 53500 | -1.0 |
| TT for Women (15 - 49 Yrs.) | 1 st dose | 118715 | 113239 | 3.7 |
| | 2 nd dose | 119196 | 130209 | -15.3 |
| | 3 rd dose | 120105 | 115098 | -1.0 |
| | 4 th dose | 110519 | 108214 | -0.3 |
| | 5 th dose | 112543 | 110084 | -0.4 |
| Immunization | BCG (Vaccine) | 144998 | 137434 | -5.2 |
| | PCV 1 | 154234 | 151824 | -1.6 |
| | PCV 2 | 147828 | 151395 | 2.4 |
| | PCV 3 | 143057 | 147182 | 2.9 |
| | MR Vaccine 1st Dose | 132025 | 127190 | -3.7 |
| | MR Vaccine 2nd Dose | 119562 | 121199 | 1.4 |
| Number of ECP acceptors | 7101 | 8901 | 20.2 | |
| Number of MR done (Both Govt. & NGOs) | 1574 | 2232 | 29.5 | |
| Total Live Births | 121175 | 121488 | 0.3 | |
| Still Births (Including MCHTI, MFSTC & FWVTI-Raj) | 268 | 392 | 31.6 | |
| Death | Neonatal Deaths (0 - 28 day) | 473 | 485 | 2.5 |
| | Infant Death (29 days -<1 Yr.) | 167 | 208 | 19.7 |
| | Child Death (1 - <5Yrs.) | 7 | 18 | 61.1 |
| | Maternal Deaths | 102 | 116 | 12.1 |
| | Other Death | 28233 | 31405 | 10.1 |
| | Total Death | 28996 | 32232 | 10.0 |
| No. of Health Education in UH&FWC | 9635 | 11113 | 15.3 | |

Table -21: Performance by type of Nutrition services for the month of December 2019 and January 2020

| Services | | Performance | | % Change of January,2020 over December 2019 |
|--|--|-------------|------------|---|
| | | December'19 | January'20 | |
| Nutrition Services for Pregnant Women, 0-59 months aged child and Mother | Counseling on IYCF, IFA, Vitamin-A and Hand washing | 659682 | 657047 | -0.4 |
| | Received IFA & Calcium Tablet (0-23 months child mother) | 140566 | 152463 | 8.5 |
| | Exclusive Breast feeding up to 6 months | 159783 | 168264 | 5.3 |
| | No. of children (6-23Month) feeding complementary foods | 178123 | 182006 | 2.2 |
| | Feeding Tablet Vitamin A (6-59 months Child) | 3736 | 181697 | 4763.4 |
| | Received Tablet anti-helminthics (24-59months Child) | 48487 | 64261 | 32.5 |
| | Feeding Zink pill with ORS suffering form diarrhoea | 6508 | 7102 | 9.1 |
| | Identifying Suffering from MAM | 10035 | 8992 | -10.4 |
| | Suffering from SAM & Referred | 2543 | 3724 | 46.4 |
| | Identifying Child Stunting | 4163 | 4129 | -0.8 |
| | Identifying Child Wasting | 3654 | 4636 | 26.9 |
| | Identifying Child Under weight | 5211 | 5179 | -0.6 |

Annex - A: Summary of the Couples and Acceptors by Month Since July 2019

| Indicators | | August'19 | Sept.'19 | Oct.'19 | Nov.'19 | Dec.'19 | Jan.'20 |
|---|---|-----------|----------|----------|----------|----------|----------|
| Number of Total Couples | | 27395093 | 27416415 | 27424260 | 27449496 | 27442761 | 27487779 |
| Number of Total Acceptors | | 21403833 | 21437055 | 21458343 | 21485996 | 21522494 | 21559903 |
| CAR (Contraceptive Acceptance Rate) | | 78.13 | 78.19 | 78.25 | 78.27 | 78.43 | 78.43 |
| Method Specific Acceptors(Cumilative) by Month Since August 2019 | | | | | | | |
| Permanent Method (Male)Total | | 745908 | 745533 | 746982 | 747319 | 746638 | 748300 |
| Permanent Method (Female) Total | | 2027673 | 2034067 | 2037766 | 2041998 | 2044599 | 2050328 |
| Permanent Method (Total) | | 2773581 | 2779600 | 2784748 | 2789317 | 2791237 | 2798628 |
| IUD (Users)Total | | 725187 | 726051 | 728346 | 729063 | 736343 | 737777 |
| Implant (Users) Total | | 1268998 | 1282826 | 1299466 | 1311396 | 1331752 | 1345156 |
| Injectable (Acceptors) Total | | 4196320 | 4198750 | 4199292 | 4199937 | 4205053 | 4207167 |
| Oral Pill (Acceptors) Total | | 10426587 | 10431287 | 10426602 | 10433461 | 10428128 | 10438422 |
| Condom (Acceptors) Total | | 2013160 | 2018541 | 2019889 | 2022822 | 2029981 | 2032753 |
| Reporting Status | Number of Districts reported | 64 | 64 | 64 | 64 | 64 | 64 |
| | Number of Upazilas reported | 488 | 488 | 488 | 488 | 488 | 488 |
| Method Specific Absolute Performance by Month Since August 2019 | | | | | | | |
| Indicators | | August'19 | Sept.'19 | Oct.'19 | Nov.'19 | Dec.'19 | Jan.'20 |
| Permanent Method (Male, Cases) | | 2921 | 3545 | 3983 | 3333 | 3873 | 2907 |
| Permanent Method (Female, Cases) | | 6841 | 8139 | 9196 | 7361 | 9703 | 6803 |
| Permanent Method (Total, Cases) | | 9762 | 11684 | 13179 | 10694 | 13576 | 9710 |
| I U D (in cases) | | 13329 | 14557 | 18211 | 12993 | 28017 | 13502 |
| Implant (Cases) | | 30521 | 41463 | 47433 | 36761 | 57660 | 33087 |
| Injectables (Doses) | | 892747 | 882232 | 926757 | 871552 | 872886 | 909077 |
| Oral Pill (Cycles) | | 6623237 | 6822748 | 6755045 | 6751588 | 6764591 | 6855290 |
| Condom (Pieces) | | 9346710 | 9643329 | 9465785 | 9361280 | 9406108 | 9316766 |
| Performance by types of MCH services by month since August 2019 | | | | | | | |
| Services | | August'19 | Sept.'19 | Oct.'19 | Nov.'19 | Dec.'19 | Jan.'20 |
| Number of Pregnant Women | | 986853 | 989906 | 980289 | 973568 | 952451 | 944584 |
| No. of High Risk Pregnant Mother Referred | | 10765 | 7116 | 6465 | 5916 | 5944 | 6136 |
| Antenatal Care | 1 st visit (within 4 Month) | 194785 | 204105 | 181597 | 166536 | 168368 | 167330 |
| | 2 nd visit (within 6 Month) | 140259 | 141279 | 142149 | 131760 | 132695 | 132390 |
| | 3 rd visit (within 8 Month) | 110106 | 126631 | 115074 | 111315 | 109223 | 109085 |
| | 4 th visit (in 9 th month) (including MCHTI, MFSTC & FWVTI-Raj) | 100906 | 97609 | 97805 | 94171 | 93103 | 91375 |

| Services | | August'19 | Sept.'19 | Oct.'19 | Nov.'19 | Dec.'19 | Jan.'20 |
|--|---|---------------|---------------|---------------|---------------|---------------|---------------|
| Institutional Delivery(MCHTI, MFSTC, FWVTI-Raj., MCWC, UHC, UH&FWC & NGO) | Normal | 47726 | 50184 | 51848 | 51212 | 51924 | 50878 |
| | Caesarian | 42600 | 47605 | 47387 | 46252 | 44408 | 43879 |
| | Total | 90326 | 97789 | 99235 | 97464 | 96332 | 94757 |
| Non-Institutional Delivery | At Home by Trained Persons | 41074 | 40610 | 40550 | 39437 | 38544 | 38687 |
| | At Home by Non-Trained Persons | 13469 | 13129 | 13415 | 12993 | 12625 | 13110 |
| | Total | 55147 | 55147 | 55147 | 55147 | 55147 | 51797 |
| Total Delivery | | 145473 | 152936 | 154382 | 152611 | 151479 | 146554 |
| Postnatal Care | PNC-1 (within 24 Hour) | 44377 | 48688 | 48733 | 47515 | 48013 | 44058 |
| | PNC-2 (within 2- 3 day) | 39548 | 42414 | 41828 | 41310 | 41548 | 40192 |
| | PNC-3 (within 7 -14 day) | 48190 | 43601 | 44432 | 43537 | 44908 | 44000 |
| | PNC-4 (within 42-48 day) (including MCHTI, MFSTC & FWVTI-Raj) | 51211 | 51116 | 51800 | 51746 | 54006 | 53500 |
| Postnatal care by trained person till two days in Home Delivery | | 6798 | 6302 | 5725 | 6005 | 5984 | 6149 |
| No. of uses 7.1% chlorhexidine digluconate for umbilical cord care | | 35987 | 38162 | 39105 | 39028 | 39046 | 36635 |
| TT for Women (15 - 49 Yrs.) | 1 st dose | 130373 | 142259 | 118715 | 118232 | 113239 | 117582 |
| | 2 nd dose | 119079 | 116197 | 119196 | 121417 | 130209 | 112909 |
| | 3 rd dose | 117730 | 117334 | 120105 | 119126 | 115098 | 113983 |
| | 4 th dose | 110433 | 110659 | 110519 | 111985 | 108214 | 107891 |
| | 5 th dose | 111280 | 111369 | 112543 | 112882 | 110084 | 109636 |
| Immunization | BCG (Vaccine) | 137144 | 137144 | 144358 | 144358 | 137434 | 141666 |
| | PCV 1 | 146589 | 146589 | 144358 | 150789 | 151824 | 157481 |
| | PCV 2 | 146849 | 146849 | 150789 | 146018 | 151395 | 161531 |
| | PCV 3 | 139918 | 139918 | 146018 | 144941 | 147182 | 151263 |
| | MR Vaccine 1st Dose | 130167 | 130167 | 144941 | 133734 | 127190 | 129747 |
| | MR Vaccine 2nd Dose | 117853 | 117853 | 133734 | 121947 | 121199 | 126157 |
| Number of ECP acceptors | | 6277 | 6587 | 6587 | 6587 | 7101 | 8901 |
| Number of MR done (Both Govt. & NGOs) | | 1523 | 1612 | 1612 | 1612 | 1574 | 2232 |
| General Treatment | | 2090700 | 2389444 | 2389444 | 2495424 | 4199937 | 2545127 |
| *Total Live Births | | 122345 | 126767 | 128916 | 125552 | 121175 | 121488 |
| Still Births (Including MCHTI, MFSTC & FWVTI-Raj) | | 331 | 333 | 316 | 341 | 268 | 392 |
| Death | Neonatal Death (0 - 28 day) | 486 | 569 | 588 | 527 | 473 | 485 |
| | Infant Death (29 days -<1 Yr.) | 145 | 201 | 208 | 180 | 167 | 208 |
| | Child Death (1 -< 5 Yrs.) | 16 | 17 | 21 | 20 | 7 | 18 |
| | Maternal Death | 94 | 142 | 114 | 87 | 102 | 116 |
| | Other Death | 21889 | 22885 | 23399 | 24888 | 28233 | 31405 |
| | Total Death | 22630 | 23814 | 24330 | 25702 | 28982 | 32624 |
| * Live births conducted at Govt. MCH, DH, MCWC, UHC, UH&FWC, NGOs and Home. The information is collected by FWAs through field visit. | | | | | | | |

Annex - B: Performance of RH-EOC of MCWCs, MCHTI, MFSTC & FWVTI-Raj for the month of January 2020

| | MCWC | | ANC 1st | ANC total | PNC total | Delivery | | | Gen. Pt | RTI/ STI | Med. treat. | Child Care | | SB | IUFD | MR | Immuni zation | Tubect omy | NSV | Implant | IUD | Injectable | Oral pill | Condom person |
|--------------------------|---------------------|--------|---------|-----------|-----------|----------|-----|-----|---------|----------|-------------|------------|-------|----|------|----|---------------|------------|-----|---------|-----|------------|-----------|---------------|
| | | | | | | NVD | C/S | T.D | | | | 0-1yr | 1-5yr | | | | | | | | | | | |
| Rajshahi Division | | | | | | | | | | | | | | | | | | | | | | | | |
| 1 | Bogra | C- EOC | 114 | 365 | 134 | 83 | 24 | 107 | 565 | 0 | 3 | 189 | 96 | 0 | 0 | 1 | 1177 | 4 | 0 | 52 | 3 | 18 | 60 | 68 |
| 2 | Dupchacia, Bogra | B-EOC | 54 | 105 | 54 | 28 | 0 | 28 | 609 | 24 | 0 | 34 | 122 | 0 | 0 | 0 | 50 | 12 | 2 | 84 | 7 | 5 | 10 | 12 |
| 3 | Naogaon | C-EOC | 153 | 311 | 78 | 17 | 0 | 17 | 502 | 25 | 11 | 40 | 90 | 0 | 0 | 0 | 113 | 30 | 0 | 81 | 3 | 1 | 106 | 92 |
| 4 | Joypurhat | C- EOC | 215 | 386 | 47 | 43 | 4 | 47 | 980 | 37 | 13 | 78 | 158 | 0 | 2 | 9 | 708 | 11 | 1 | 62 | 21 | 24 | 33 | 60 |
| 5 | Rajshahi | C- EOC | 216 | 608 | 45 | 30 | 10 | 40 | 966 | 0 | 0 | 89 | 200 | 0 | 0 | 0 | 0 | 3 | 0 | 25 | 4 | 10 | 20 | 49 |
| 6 | Natore | C- EOC | 146 | 299 | 59 | 45 | 7 | 52 | 611 | 11 | 2 | 73 | 365 | 0 | 0 | 21 | 632 | 6 | 0 | 42 | 21 | 3 | 117 | 128 |
| 7 | Pabna | C- EOC | 225 | 931 | 198 | 102 | 15 | 117 | 960 | 32 | 0 | 201 | 257 | 0 | 0 | 7 | 98 | 3 | 1 | 28 | 8 | 56 | 145 | 29 |
| 8 | Sirajganj | C- EOC | 200 | 412 | 126 | 51 | 0 | 51 | 698 | 37 | 1 | 70 | 246 | 0 | 0 | 13 | 1280 | 0 | 0 | 17 | 11 | 15 | 52 | 2 |
| 9 | Chapai-Nawabganj | C- EOC | 278 | 426 | 86 | 58 | 0 | 58 | 486 | 14 | 0 | 96 | 186 | 0 | 0 | 4 | 0 | 31 | 1 | 56 | 38 | 99 | 114 | 112 |
| Rangpur Division | | | | | | | | | | | | | | | | | | | | | | | | |
| 10 | Rangpur | C- EOC | 232 | 499 | 177 | 35 | 12 | 47 | 520 | 0 | 0 | 42 | 154 | 0 | 0 | 0 | 0 | 2 | 13 | 140 | 19 | 206 | 119 | 66 |
| 11 | Dinajpur | C- EOC | 180 | 416 | 131 | 25 | 18 | 43 | 525 | 35 | 0 | 30 | 167 | 0 | 0 | 19 | 578 | 2 | 0 | 24 | 12 | 59 | 69 | 59 |
| 12 | Thakurgaon | C- EOC | 167 | 624 | 105 | 31 | 8 | 39 | 721 | 15 | 0 | 97 | 194 | 0 | 1 | 4 | 415 | 2 | 1 | 109 | 17 | 164 | 120 | 26 |
| 13 | Gaibandha | C-EOC | 199 | 646 | 260 | 205 | 4 | 209 | 494 | 51 | 13 | 50 | 114 | 0 | 1 | 16 | 0 | 24 | 51 | 193 | 6 | 14 | 222 | 23 |
| 14 | Nilphamari | C- EOC | 139 | 410 | 83 | 44 | 0 | 44 | 875 | 25 | 14 | 93 | 232 | 0 | 1 | 21 | 0 | 29 | 2 | 75 | 2 | 150 | 70 | 1 |
| 15 | Syedpur, Nilphamari | B- EOC | 108 | 230 | 75 | 54 | 0 | 54 | 463 | 10 | 6 | 45 | 133 | 0 | 0 | 0 | 0 | 8 | 0 | 33 | 6 | 184 | 150 | 50 |
| 16 | Kurigram | C-EOC | 148 | 251 | 80 | 42 | 3 | 45 | 233 | 16 | 101 | 65 | 33 | 0 | 1 | 0 | 341 | 13 | 1 | 75 | 4 | 65 | 205 | 38 |
| 17 | Lalmonirhat | C- EOC | 310 | 310 | 111 | 27 | 0 | 27 | 438 | 62 | 6 | 109 | 243 | 0 | 0 | 2 | 339 | 22 | 4 | 81 | 3 | 95 | 41 | 13 |
| 18 | Panchagore | C-EOC | 154 | 445 | 327 | 62 | 0 | 62 | 939 | 12 | 11 | 82 | 140 | 0 | 0 | 12 | 535 | 25 | 0 | 48 | 6 | 78 | 44 | 28 |
| 19 | Boda, Panchagar | C-EOC | 74 | 180 | 47 | 25 | 0 | 25 | 368 | 11 | 54 | 21 | 53 | 0 | 0 | 0 | 0 | 7 | 1 | 155 | 1 | 145 | 71 | 11 |
| Dhaka Division | | | | | | | | | | | | | | | | | | | | | | | | |
| 20 | Narayanganj | C- EOC | 214 | 410 | 64 | 12 | 9 | 21 | 278 | 19 | 0 | 274 | 118 | 0 | 0 | 13 | 0 | 1 | 4 | 9 | 7 | 100 | 92 | 168 |
| 21 | Munshiganj | C- EOC | 246 | 504 | 70 | 30 | 10 | 40 | 265 | 9 | 0 | 80 | 128 | 0 | 0 | 0 | 384 | 37 | 1 | 32 | 7 | 243 | 82 | 66 |
| 22 | Manikganj | C- EOC | 128 | 226 | 52 | 16 | 10 | 26 | 419 | 16 | 0 | 196 | 116 | 1 | 0 | 33 | 0 | 35 | 71 | 79 | 5 | 26 | 247 | 237 |
| 23 | Narsingdi | C-EOC | 712 | 1434 | 337 | 60 | 42 | 102 | 1810 | 50 | 40 | 245 | 490 | 0 | 0 | 15 | 592 | 8 | 0 | 53 | 20 | 60 | 155 | 8 |
| 24 | Tangail | C-EOC | 150 | 238 | 204 | 27 | 17 | 44 | 1684 | 40 | 0 | 75 | 95 | 0 | 0 | 3 | 860 | 0 | 0 | 45 | 3 | 88 | 70 | 45 |
| 25 | Sherpur | C-EOC | 333 | 552 | 127 | 90 | 1 | 91 | 370 | 24 | 0 | 276 | 259 | 1 | 0 | 4 | 0 | 42 | 8 | 94 | 4 | 73 | 157 | 10 |
| 26 | Mymensingh | C-EOC | 220 | 501 | 218 | 79 | 2 | 81 | 1542 | 33 | 0 | 489 | 352 | 4 | 0 | 6 | 170 | 1 | 63 | 174 | 12 | 48 | 85 | 33 |
| 27 | Kishoreganj | C- EOC | 160 | 415 | 239 | 75 | 5 | 80 | 277 | 11 | 0 | 148 | 321 | 0 | 0 | 14 | 69 | 64 | 2 | 102 | 23 | 153 | 387 | 191 |
| 28 | Jamalpur | C- EOC | 131 | 366 | 118 | 46 | 0 | 46 | 465 | 28 | 1 | 9 | 224 | 0 | 0 | 17 | 329 | 22 | 0 | 82 | 3 | 158 | 245 | 149 |
| 29 | Netrokona | C-EOC | 517 | 751 | 205 | 90 | 30 | 120 | 441 | 81 | 22 | 219 | 386 | 0 | 7 | 4 | 638 | 44 | 2 | 134 | 0 | 128 | 214 | 79 |
| 30 | Rajbari | C- EOC | 250 | 498 | 71 | 41 | 12 | 53 | 781 | 28 | 15 | 87 | 197 | 0 | 3 | 5 | 632 | 7 | 0 | 78 | 6 | 17 | 92 | 40 |
| 31 | Faridpur | C- EOC | 137 | 243 | 91 | 42 | 10 | 52 | 176 | 48 | 0 | 92 | 124 | 0 | 1 | 14 | 162 | 5 | 0 | 32 | 6 | 176 | 163 | 63 |
| 32 | Madaripur | C- EOC | 176 | 329 | 124 | 79 | 9 | 88 | 416 | 40 | 11 | 111 | 64 | 0 | 0 | 3 | 0 | 14 | 0 | 18 | 36 | 237 | 276 | 36 |
| 33 | Gopalganj | C- EOC | 96 | 173 | 65 | 45 | 3 | 48 | 845 | 15 | 0 | 47 | 58 | 0 | 0 | 10 | 0 | 0 | 0 | 29 | 1 | 22 | 96 | 59 |

| | | | | | | | | | | | | | | | | | | | | | | | |
|-------------|-------|-------|-------|------|------|------|-------|------|-----|-------|-------|---|----|-----|-------|------|-----|------|------|------|------|------|--|
| Total | 15914 | 35549 | 11077 | 4199 | 1105 | 5304 | 44098 | 2167 | 818 | 12924 | 15414 | 6 | 42 | 657 | 25866 | 1423 | 557 | 8140 | 1447 | 5319 | 8735 | 3842 | |
| Grand Total | | | | | | | | | | | | | | | | | | | | | | | |

Annex - C : City Corporation wise Contraceptive Acceptors and Acceptance Rate (CAR) (Partial) at the end of the month of January 2020

| Name of the City Corporation | Eligible Couple | Oral Pill | Condom | Injectable | I U D | Implant | Permanent Method | | | Total Acceptors | CAR(%) |
|------------------------------|-----------------|---------------|---------------|---------------|--------------|--------------|------------------|--------------|--------------|-----------------|-------------|
| | | | | | | | Male | Female | Total | | |
| Rangpur City Corporation | 105333 | 37807 | 9947 | 17857 | 1170 | 5198 | 3386 | 4838 | 8224 | 80203 | 76.1 |
| Rangpur Division | 105333 | 37807 | 9947 | 17857 | 1170 | 5198 | 3386 | 4838 | 8224 | 80203 | 76.1 |
| Rajshahi City Corporation | 102203 | 26986 | 22631 | 13989 | 633 | 1509 | 573 | 5189 | 5762 | 71510 | 70.0 |
| Rajshahi Division | 102203 | 26986 | 22631 | 13989 | 633 | 1509 | 573 | 5189 | 5762 | 77272 | 75.6 |
| Khulna City Corporation | 134896 | 31509 | 28667 | 24997 | 4466 | 7567 | 4859 | 5444 | 10303 | 107509 | 79.7 |
| Khulna Division | 134896 | 31509 | 28667 | 24997 | 4466 | 7567 | 4859 | 5444 | 10303 | 117812 | 87.3 |
| Barishal City Corporation | 25342 | 10250 | 4398 | 2092 | 264 | 1603 | 242 | 894 | 1136 | 19743 | 77.9 |
| Barishal Division | 25342 | 10250 | 4398 | 2092 | 264 | 1603 | 242 | 894 | 1136 | 20879 | 82.4 |
| Dhaka City Corporation | 96558 | 28875 | 11919 | 14026 | 2816 | 4101 | 3479 | 5169 | 8648 | 70385 | 72.9 |
| Gazipur City Corporation | 110895 | 46397 | 9985 | 12411 | 2924 | 4500 | 1715 | 7573 | 9288 | 85505 | 77.1 |
| Narayanganj City Corporation | 112406 | 39644 | 12068 | 14732 | 2420 | 3937 | 3857 | 5473 | 9330 | 82131 | 73.1 |
| Dhaka Division | 319859 | 114916 | 33972 | 41169 | 8160 | 12538 | 9051 | 18215 | 27266 | 265287 | 82.9 |
| Chattogram City Corporation | 80776 | 26303 | 10247 | 9222 | 3261 | 4486 | 1987 | 3549 | 5536 | 59055 | 73.1 |
| Chattogram Division | 80776 | 26303 | 10247 | 9222 | 3261 | 4486 | 1987 | 3549 | 5536 | 64591 | 80.0 |
| Sylhet City Corporation | 29661 | 10560 | 3591 | 2987 | 426 | 1355 | 683 | 2290 | 2973 | 21892 | 73.8 |
| Sylhet Division | 29661 | 10560 | 3591 | 2987 | 426 | 1355 | 683 | 2290 | 2973 | 24865 | 83.8 |
| Total | 798070 | 258331 | 113453 | 112313 | 18380 | 34256 | 20781 | 40419 | 61200 | 650909 | 81.6 |

Distribution (Not According to Seniority)

A:

1. Principal Secretary to the Honorable Prime Minister, Prime Minister's Office, Tejgaon, Dhaka.
2. Secretary, Medical Education & Family Welfare Division, Ministry of Health & Family Welfare, Bangladesh Secretariat, Dhaka.
3. Secretary, Finance Division, Ministry of Finance, Bangladesh Secretariat, Dhaka.
4. Secretary, Ministry of Planning, Planning Commission, Sher-e-Bangla Nagar, Dhaka.
5. Member, SEI Division, Planning Commission, Sher-e-Bangla Nagar, Dhaka.
6. Additional Secretary (Population, Family Welfare & Laws), Medical Education and Family Welfare, Ministry of Health & Family Welfare, Bangladesh Secretariat, Dhaka.
7. P. S. to the Honorable Prime Minister, Prime Minister's Office, Tejgaon, Dhaka.
8. Divisional Commissioner, _____ Division.
9. Joint Secretary (Project Implementation), Medical Education and Family Welfare, Ministry of Health & Family Welfare, Bangladesh Secretariat, Dhaka.
10. Joint Chief, Population Wing, Planning Commission, Sher-e-Bangla Nagar, Dhaka.
11. Deputy Commissioner, _____ District.
12. P.S. to the Honorable Minister, Ministry of Planning, Sher-e-Bangla Nagar, Dhaka for kind information of the Honorable Minister.
13. P.S. to the Honorable Minister, Ministry of Health & Family Welfare, Bangladesh Secretariat, Dhaka, for kind information of the Honorable Minister.
14. Deputy Secretary (Development), Statistics Wing, Planning Division, Ministry of Planning, Sher-e-Bangla Nagar, Dhaka.
15. Deputy Chief (Planning Wing), Medical Education and Family Welfare, Ministry of Health & Family Welfare, Bangladesh Secretariat (Clinic Building), Dhaka

B:

16. Director General, Directorate General of Medical Education, Mohakhali, Dhaka.
17. Director General, Directorate General of Health Services, Mohakhali, Dhaka.
18. Director General, Medical Services, Ministry of Defense, Dhaka Cantonment, Dhaka.
19. Director General, NIPORT, Azimpur, Dhaka.
20. Director General, Nursing and Midwifery, Agargaon, Dhaka.
21. Director (Administration/Finance/Logistics & Supply/Planning/Audit/MCH-S), Directorate General of Family Planning, 6, Kawran Bazar, Dhaka-1215.
22. Line Director (CCSDP), Directorate General of Family Planning, 6, Kawran Bazar, Dhaka-1215.
23. Director (IEM) with a request for taking necessary measures for publication of the report in the Media (News Papers, Radios & TVs), 6, Kawran Bazar, Dhaka-1215.
24. Divisional Director, Family Planning, Dhaka/ Chattogram/ Khulna/ Rajshahi/ Barisal/ Sylhet/ Rangpur/ Mymensingh Division.
25. Superintendent, MCHTI, Azimpur, Dhaka/Director MFSTC-Mohammadpur, Dhaka.
26. Additional Director, Central Ware House, Family Planning, Mohakhali, Dhaka.

27. Deputy Director, Family Planning _____ District.
28. Librarian, Medical Education and Family Welfare Division, Ministry of Health & Family Welfare, Bangladesh Secretariat, Dhaka.
29. Assistant Maintenance Engineer, MIS, DGFP (Requested to upload this report to DGFP website (www.dgfp.gov.bd)).
30. Documentation Centre, IEM Unit, DGFP, 6, Kawran Bazar, Dhaka-1215.
31. P. A to Director General, Directorate General of Family Planning, 6, Kawran Bazar, Dhaka-1215.

C:

1. Secretary, PPD, Block-F, Plot-17/B&c, Sehr-e-Bangla Nagar, Agargaon, Dhaka-1207.
2. Health Advisor and Chairperson, HNP Consortium, European Commission. House-7, Road # 84, Gulshan-2, Dhaka.
3. Task Team Leader, Health and Population Program Project, World Bank, E-32, Agargaon, Sher-e-Bangla Nagar, Dhaka-1207.
4. Chief, Population & Health, USAID (US Embassy), Madani Avenue, Gulshan-2, Dhaka.
5. Representative, UNFPA, IDB Bhaban, E/8 Begum Rokeya Sharani, Sher-e-Bangla Nagar, Dhaka-1207.
6. Representative, WHO, House No-12, Road No. 7, Dhanmondi R/A, Dhaka.
7. Representative, UNICEF, 1 No. Mintu Road, Extension Building (Hotel Sheraton), Dhaka
8. Representative, Population Council, House No. CES (B)-21, Road 118, Gulshan, Dhaka.
9. Director General, FPAB, 2, Naya Paltan, Dhaka.
10. Director, ICDDR'B, Mohakhali, Dhaka-1212
11. Executive Director, BAVS, 7/5, Main Road, Mirpur-2, Dhaka.
12. Managing Director, Social Marketing Company (SMC), SMC Tower (6th, 7th & 8th floor) 33, Banani C/A, Dhaka-1213.
13. Executive Director, PSTC, New Circular Road, Dhaka.
14. Country Director, SPS/MSH, House No. 28, Flat W2, Road No. 63, Gulshan-2, Dhaka-1212.
15. Communication/Documentation Officer, Population Council, House # CES (B) 21, Road # 118, Gulshan, Dhaka.