

# **FAMILY PLANNING MONTHLY LOGISTICS REPORT**

**March 2016**



**Management Information System (MIS)  
Directorate General of Family Planning (DGFP)**

6, Kawran Bazar, Dhaka1215

Email: [dirmisfp@gmail.com](mailto:dirmisfp@gmail.com), [dirlsdgfp@gmail.com](mailto:dirlsdgfp@gmail.com)  
[www.dgfpmis.org](http://www.dgfpmis.org), [www.dgfplmis.org](http://www.dgfplmis.org)

**Government of the People's Republic of Bangladesh**  
**Directorate General of Family Planning**  
**Management Information System (MIS)**  
**6, Kawran Bazar, Dhaka- 1215**  
**www.dgfpbd.org**


Memo No. - DGFP/MIS/97/323(part-5)/2008/50/362

Date: 06 June' 2016.

**Sub: Family Planning Monthly Logistics Report for the Month of March' 2016.**

Family Planning Monthly Logistics Report for the Month of March' 2016 is sent herewith for your kind information & necessary action. This report is prepared on the basis of Form-7 submitted by Warehouses and Form-7B submitted by Upazila Family Planning Offices by using WIMS & UIMS operational tools. It provides useful information on monthly distribution and stock balance of all the major contraceptives & DDS Kits of Warehouse/Upazila Stores. A summary of important events happened during reporting month included in this report. For more information you are requested to visit at [www.scmpbd.org](http://www.scmpbd.org) web site.

Comments and suggestions for improvement of this report will be highly appreciated.

  
06.06.2016

(A K M Mahbubur Rahman Joarder)  
Director (MIS)

and

Line Director MIS-FP

Phone: 9146262

Mail: dirmisfp@gmail.com

Memo No. - DGFP/MIS/97/323(part-5)/2008/50/362/1(100)

Date: 06 June' 2016.

**Copy of the report forwarded to:**

1. Secretary, Ministry of Health & Family Welfare, Bangladesh Secretariat, Dhaka.
2. Additional Secretary, Ministry of Health & Family Welfare, Bangladesh Secretariat, Dhaka.
3. Joint Secretary (WHO)/ (Coordination), Ministry of Health & Family Welfare, Bangladesh Secretariat, Dhaka.
4. Joint Chief (Planning), Ministry of Health & Family Welfare, Bangladesh Secretariat (Clinic Building), Dhaka.
5. Joint Chief (Population & Planning wing), Planning commission, Sher-e-Bangla Nagar, Dhaka.
6. Joint Chief (Planning), Program Management and Monitoring Unit (PMMU), Azimpur, Dhaka-1205.
7. P.S. to the Honorable Minister, Ministry of Health and Family Welfare, Bangladesh Secretariat, Dhaka, for kind information of the Honorable Minister.
8. P.S. to the Honorable State Minister, Ministry of Health and Family Welfare, Bangladesh Secretariat, Dhaka, for kind information of the Honorable State Minister.
9. Director Administration, Directorate General of Family Planning, 6 Kawran Bazar, Dhaka 1215.
10. Director Logistics & Supply and Line Director (Procurement, Storage & Supply Management), Directorate General of Family Planning, 6 Kawran Bazar, Dhaka 1215.

11. Director Finance & Line Director (Family Planning Field Service Delivery Program), Directorate General of Family Planning, 6 Kawran Bazar, Dhaka 1215.
12. Director (IEM) & Line Director (Information, Education and Communication), Directorate General of Family Planning, 6 Kawran Bazar, Dhaka 1215.
13. Director Planning & Line Director (Program Monitoring and Evaluation), Directorate General of Family Planning, 6 Kawran Bazar, Dhaka 1215.
14. Line Director (Maternal, Child, Reproductive and Adolescent Health), Directorate General of Family Planning, 6 Kawran Bazar, Dhaka 1215.
15. Line Director (Clinical Contraception Services Delivery), Directorate General of Family Planning, 6 Kawran Bazar, Dhaka 1215.
16. Divisional Director, Family Planning, Dhaka / Chittagong / Rajshahi / Khulna / Sylhet / Barisal/ Rangpur Division.
17. Deputy Chief (FW)/ (Health), Ministry of Health & Family Welfare, Bangladesh Secretariat, Dhaka.
18. Additional Director (Drugs and Stores), Directorate General of Family Planning, Central Warehouse, Mohakhali, Dhaka.
19. Deputy Director, Family Planning, ----- District (Your are requested to take appropriate measures to ensure timely submission of Form 7B report from upazilas and send these to MIS Unit within 9<sup>th</sup> working day of the next month).
20. Supply Officer, Family Planning, ----- CWH/RWHs.
21. Country Director, SPS/MSH, House No.-28, Flat-W2, Road No.-63, Gulshan-2, Dhaka-1212.
22. Country Director, The World Bank, E-32, Agargaon, Sher-e-Banala Nagar, Dhaka-1207.
23. Team Leader, Population & Health Team, USAID, Madani Avenue, Baridhara, Dhaka.
24. Country Representative, UNFPA, IDB Bhaban, Agargaon, Sher-E-Bangla Nagar, Dhaka.
25. Managing Director, SMC, SMC Tower, 33 Banani C/A, Dhaka-1213.
26. Documentation Center, IEM Unit, Directorate General of Family Planning, 6 Kawran Bazar, Dhaka.
27. PA to Director General, Directorate General of Family Planning, 6, Kawran Bazar, Dhaka 1215.
28. Office copy, MIS, DGFP, 6 Kawran Bazar, Dhaka -1215.

  
(Ajoy Ratan Barua)  
Deputy Director (MIS)

## **Table Of Contents**

|   | <b>Page</b> |
|---|-------------|
| 1. DGFP Stock Status Report   | 1-2         |
| 2. National Receipts Quantity by Product by Month                       | 3           |
| 3. National Level Contraceptive Summary Report                          | 4           |
| 4. Stock Status Report at Different Levels                              | 5           |
| 5. Contraceptive Stock Status by Product at Upazila Store and Field     | 6-10        |
| 6. Contraceptive Stock Status by Product at Regional Warehouses/Upazila | 11-31       |
| 7. Month-wise Consumption Trend   | 32-34       |
| 8. Report on Upazila and Warehouse Having Stock Out in last month       | 35          |



# DGFP STOCK STATUS REPORT\*\*

March 2016 (Updated 24 April 2016)



পরিবার পরিকল্পনা অধিদপ্তর

| Year   |   |   |   |   |   |   |    |    |     |   |   |   | 2017                       |     |                                |   |         |   |    |    | 2018 |   |   |   |  |
|--|---|---|---|---|---|---|----|----|-----|---|---|---|----------------------------|-----|--------------------------------|---|---------|---|----|----|------|---|---|---|--|
| Month  | 4   | 5 | 6 | 7 | 8 | 9 | 10 | 11 | 12  | 1 | 2 | 3 | 4                          | 5   | 6                              | 7 | 8       | 9 | 10 | 11 | 12   | 1 | 2 | 3 |  |
| Min.-Max.  |   |   |   |   |   |   |    |    | Min |   |   |   |                            | Max |                                |   |         |   |    |    |      |   |   |   |  |
| Product  |   |   |   |   |   |   |    |    |     |   |   |   | 2015-16 : 30m - 2 months   |     |                                |   |         |   |    |    |      |   |   |   |  |
| <b>Condom</b>  | CS (170.68m) - 14 months  |   |   |   |   |   |    |    |     |   |   |   | 2014-15 : 51m - 4 months   |     |                                |   | 2015-16 |   |    |    |      |   |   |   |  |
| *AMC = 11.8m   | 2014-15: GoB (Rev): 150 m - 99 m received as of 31 March 2016; awaiting receipts 51 m; 2015-16: GoB (Rev): 30 m; awaiting receipt     |   |   |   |   |   |    |    |     |   |   |   |                            |     |                                |   |         |   |    |    |      |   |   |   |  |
| <b>Pill</b>  | CS (117.84m) - 13 months  |   |   |   |   |   |    |    |     |   |   |   | 2014-15                    |     | 2015-16: Pool Fund:45m - 5 mon |   |         |   |    |    |      |   |   |   |  |
| *AMC = 8.59m   | 2014-15: Pool Fund 60m (ICB); 18m (NCT); 54.94 m received as of 31 March 2016; 2015-16: Pool Fund 45m (ICB)                           |   |   |   |   |   |    |    |     |   |   |   |                            |     |                                |   |         |   |    |    |      |   |   |   |  |
| <b>IUD</b>   | CS (0.729m) - 32 months   |   |   |   |   |   |    |    |     |   |   |   |                            |     |                                |   |         |   |    |    |      |   |   |   |  |
| *AMC = 20,142  | 2014-15: Pool Fund 0.04m: Contract Signed - awaiting receipt  |   |   |   |   |   |    |    |     |   |   |   |                            |     |                                |   |         |   |    |    |      |   |   |   |  |
| <b>Injectables</b>   | CS (15.99m) - 14 months   |   |   |   |   |   |    |    |     |   |   |   | 2014-15 : 8.1m - 7 months  |     |                                |   |         |   |    |    |      |   |   |   |  |
| *AMC = 1.12m   | 2014-15: Pool Fund 14m; GoB (Dev):2.5m: 8.4m received as of 31 Mar '16; awaiting receipts 8.1m; 2015-16: Pool Fund 7m; GoB (Dev):3.5m |   |   |   |   |   |    |    |     |   |   |   |                            |     |                                |   |         |   |    |    |      |   |   |   |  |
| <b>Implant</b>   | CS (0.346m) - 11 months   |   |   |   |   |   |    |    |     |   |   |   | 2015-16 : 0.15m - 5 months |     |                                |   |         |   |    |    |      |   |   |   |  |
| *AMC = 29,883  | 2015-16 (Pool fund): 0.15m:   |   |   |   |   |   |    |    |     |   |   |   |                            |     |                                |   |         |   |    |    |      |   |   |   |  |
| <b>***DDS Kit</b>  | 2015-16: GoV(Dev): 3,600 boxes; all receipt as of 29 February 2016  |   |   |   |   |   |    |    |     |   |   |   |                            |     |                                |   |         |   |    |    |      |   |   |   |  |
| *AMC = 5,885   | *** The 22 items of medicines of DDS kit will be procured as individual medicines instaed of Kit form.                                |   |   |   |   |   |    |    |     |   |   |   |                            |     |                                |   |         |   |    |    |      |   |   |   |  |
| <p>*AMC is calculated based on past 12-months consumption</p> <p>This report is generated using the "Pipeline Software" which considers "Projected Consumption"</p> <p><i>Data Sources: DGFP/L&amp;S unit; DGFP LMIS web site: <a href="https://scmpbd.org/">https://scmpbd.org/</a> Central Warehouse WIMS data and Approved DGFP Procurement Plan</i></p>  |   |   |   |   |   |   |    |    |     |   |   |   |                            |     |                                |   |         |   |    |    |      |   |   |   |  |
| <p><b>Legend:</b></p> <p style="background-color: #90EE90; display: inline-block; width: 20px; height: 10px; margin-right: 5px;"></p> Current Stock <p style="background-color: #FFFF00; display: inline-block; width: 20px; height: 10px; margin-right: 5px;"></p> To be received <p style="background-color: #0000FF; display: inline-block; width: 20px; height: 10px; margin-right: 5px;"></p> Planned for FY 2015-16 <p>AMC = Average Monthly Consumption</p> <p>BER = Bid Evaluation Report</p> <p>CCGP = Cabinet Committee on Govt Purchase</p> <p>CS = Current Stock</p> <p>NOA = Notification of Award</p> <p>NO = No Objection</p> <p>TEC = Tender Evaluation Committee</p> <p>ICB = International Competitive Bidding</p> <p>NCT = National Competitive Tendering</p> |   |   |   |   |   |   |    |    |     |   |   |   |                            |     |                                |   |         |   |    |    |      |   |   |   |  |

**DGFP STOCK STATUS REPORT**  
**(For Contraceptives and DDS Kits)**  
**Month: March 2016** (*Updated 24 April 2016*)

**CONDOM** – Current national stock is 170.68 million pieces and this stock can be used up to May 2017.

- FY 2014-15 GoB (Rev): Procurement Process completed for 150 million pieces and 99 million pieces received as of 31 March 2016; awaiting receipt 51 million pieces.
- Planned for FY 2015-16 GoB (Rev): 30 million pieces.

**PILL** – Current national stock of Oral Contraceptive Pill is 117.84 million cycles which will go up to April 2017.

- 2014-15 (Pool fund): Procurement Process completed for 60m cycles (ICB) & 18 m cycles (NCB): 54.94 million cycles received as of 31 March 2016; awaiting receipts 23.06 million cycles.
- Planned for 2015-16: Pool Fund: 45 million cycles

**IUD** – Current national stock is 0.729 million pieces and this stock can be used up to April 2019.

- FY 2013-14 (Pool fund) -0.04 million pieces - Contract signed and awaiting receipts.

**INJECTABLES** – Current stock of 15.99 million vials and that can be used up to May 2017.

- Procurement Process completed for 2014-15: Pool fund - 14m vials (ICB) & GoB Dev- 2.5m vials (NCB): 8.4 m received as of 31 March 2016; awaiting receipt 8.1m.
- Planned for 2015-16: Pool fund - 7m vials (ICB) & GoB Dev - 3.5m vials (NCT).

**IMPLANT** – Current stock is 0.346 million sets and this can be used up to February 2018.

- Planned for 2015-16: (Pool fund) 0.15m sets.

**\*DDS KITS**

- 2014-15: Pool fund - 0.070m boxes: World Bank did not accord No Objections on Bid Evaluation Report (BER) for this procurement.
- 2015-16: GoB (Dev) – 3,600 boxes (NCB) – All quantity received.  
(\*The medicines under DDS Kit are not going to be procured in Kit form. Instead, individual medicines of 22 items will be procured from now on)

You can also download the previous reports from <http://www.scmpbd.org/>

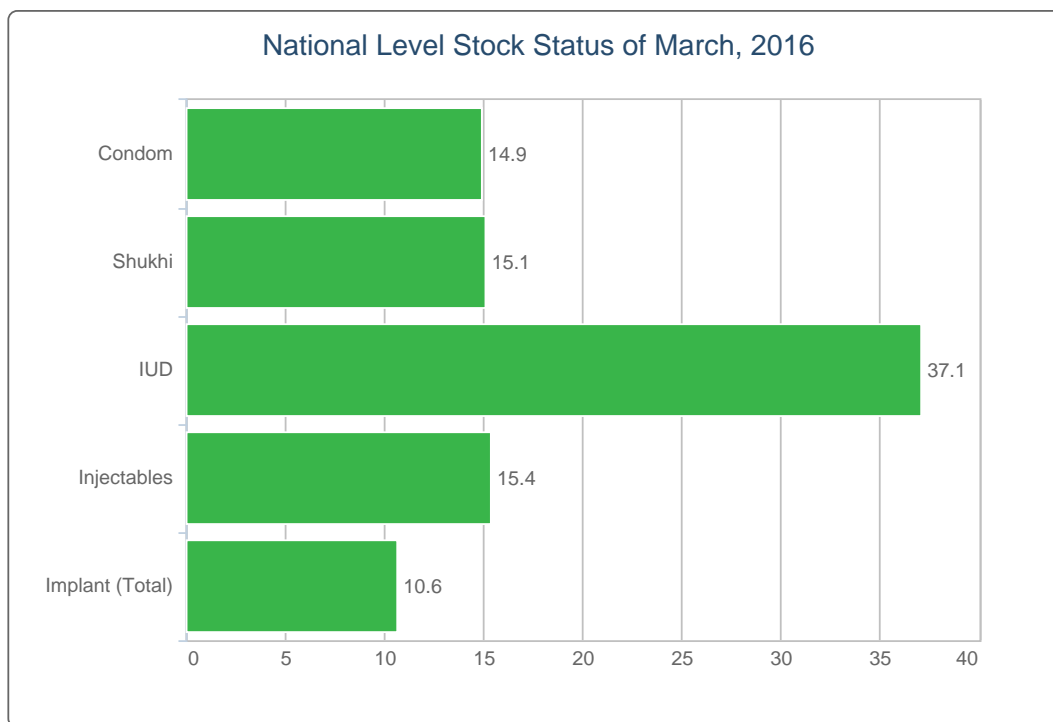
## 2. National Receipts Quantity by Product by Month

### Contraceptive Received Report

Month: March, 2016

| Item         | Supplier | Receiver   | Date Receipts | Qty               | Remarks |
|--------------|----------|--|---------------|-------------------|---------|
| Condom       |          | Central Ware House,<br>Mohakhali,<br>Dhaka and<br>Regional<br>Ware House<br>Khulna | 31/03/16      | 10,566,000        |         |
| <b>Total</b> |          |  |               | <b>10,566,000</b> |         |
| AD Syr.      |          | Central Ware House,<br>Mohakhali,<br>Dhaka   | 30/11/-1      | 3,500,000         |         |
| <b>Total</b> |          |  |               | <b>3,500,000</b>  |         |

### 3. National Level Contraceptive Summary Report



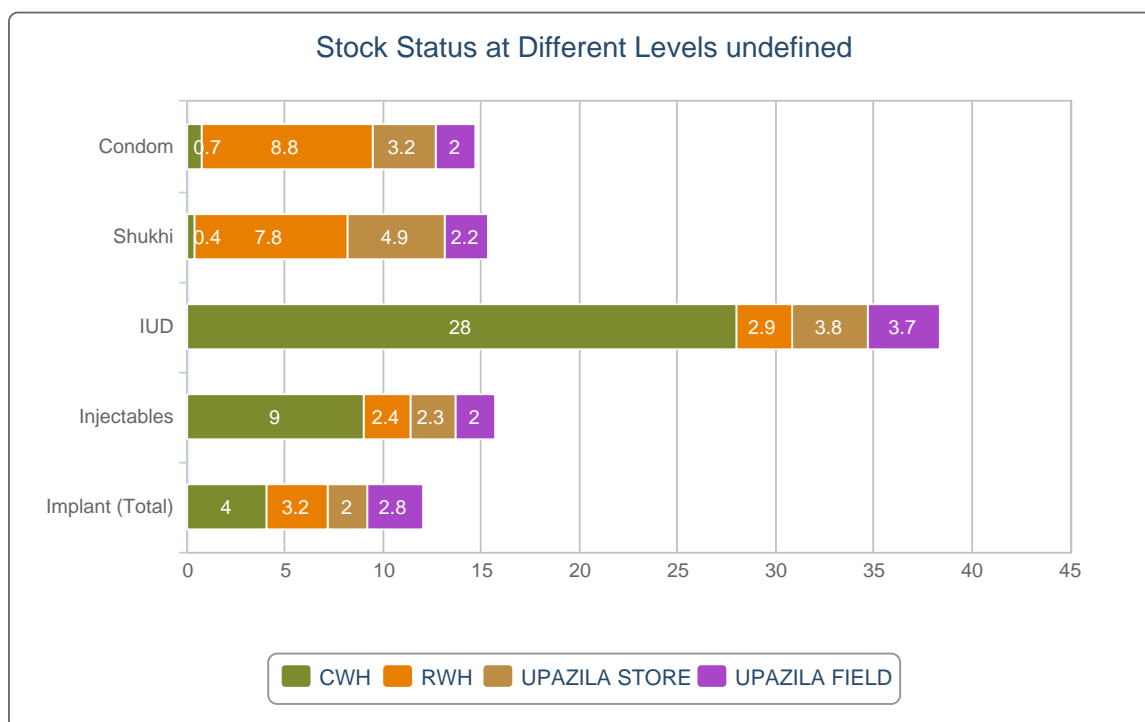
■ MOS less than 4.0     
 ■ MOS 4.0 - 7.9     
 ■ MOS 8.0 and above     
 MOS = Month of Stock

#### National Level Stock Status of March, 2016

| SL | Name of Products | Reported Consumption | Reported Closing Balance | Average Monthly Consumption | MOS  |
|----|------------------|----------------------|--------------------------|-----------------------------|------|
| 1  | Condom           | 12,232,352           | 180,139,979              | 12,129,914                  | 14.9 |
| 2  | Shukhi           | 8,242,870            | 126,486,722              | 8,380,130                   | 15.1 |
| 3  | IUD              | 19,624               | 751,822                  | 20,239                      | 37.1 |
| 4  | Injectables      | 1,092,108            | 17,118,493               | 1,113,979                   | 15.4 |
| 5  | Implant (Total)  | 31,548               | 379,417                  | 35,692                      | 10.6 |



## 4. Stock Status Report at Different Levels

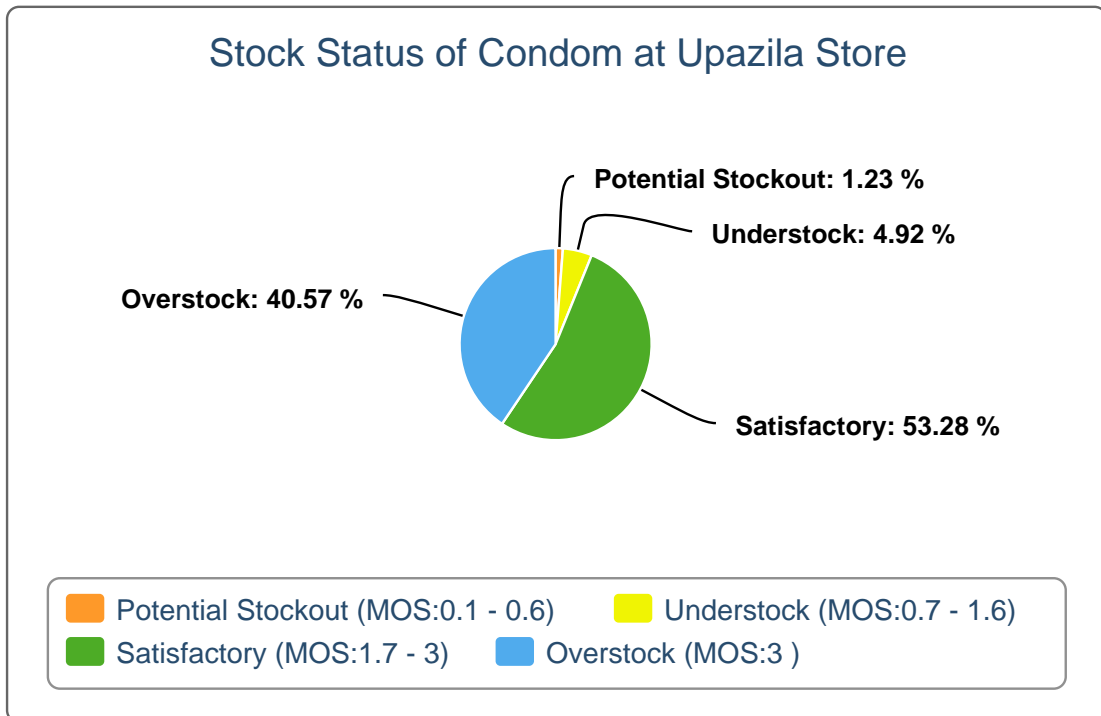


### Stock Status at Different Levels March, 2016

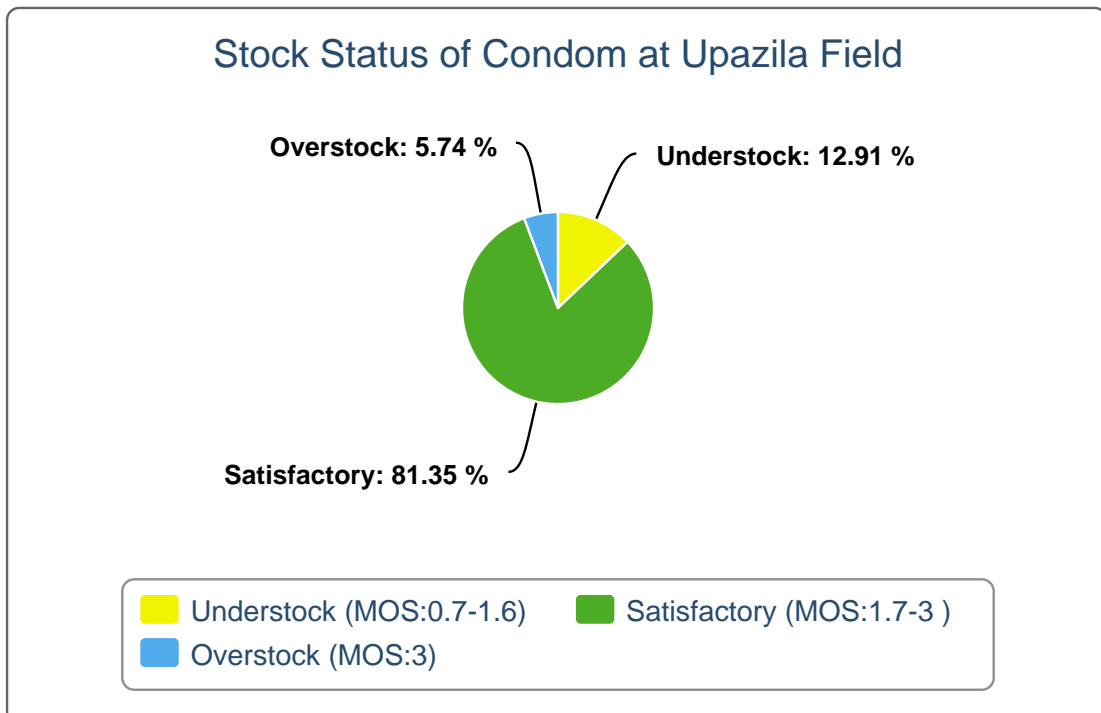
| Products        | Avg. Consump. of Last 6 Months | CWH Level | MOS  | RWH Level   | MOS | Upazila Level | MOS | Field Level | MOS | National Level | MOS  |
|-----------------|--------------------------------|-----------|------|-------------|-----|---------------|-----|-------------|-----|----------------|------|
| Condom          | 12,129,914                     | 8,718,000 | 0.7  | 107,241,400 | 8.8 | 39,724,534    | 3.3 | 24,456,045  | 2   | 180,139,979    | 14.9 |
| Shukhi          | 8,380,130                      | 3,188,400 | 0.4  | 64,331,880  | 7.7 | 40,501,982    | 4.8 | 18,464,460  | 2.2 | 126,486,722    | 15.1 |
| IUD             | 20,239                         | 548,500   | 27.1 | 56,006      | 2.8 | 75,405        | 3.7 | 71,911      | 3.6 | 751,822        | 37.1 |
| Injectables     | 1,113,979                      | 9,775,100 | 8.8  | 2,632,700   | 2.4 | 2,505,296     | 2.2 | 2,205,397   | 2   | 17,118,493     | 15.4 |
| Implant (Total) | 35,692                         | 127,017   | 3.6  | 101,446     | 2.8 | 62,871        | 1.8 | 88,083      | 2.5 | 379,417        | 10.6 |

## 5. Contraceptive Stock Status by Product at Upazila Store and Field

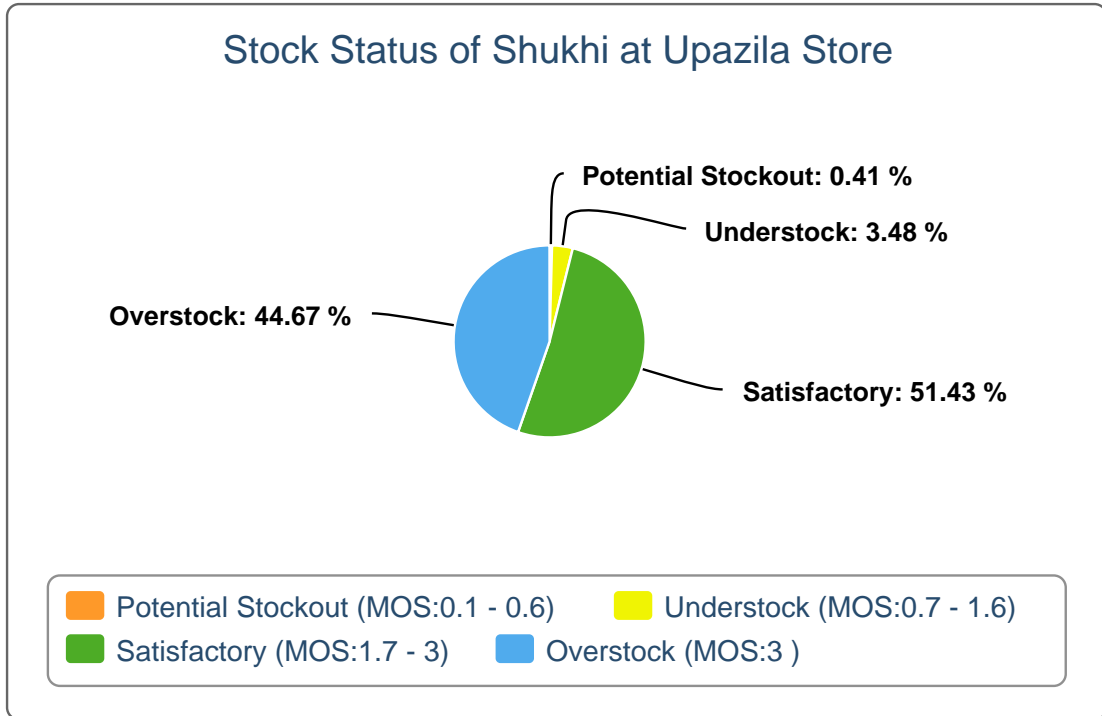
5(a).



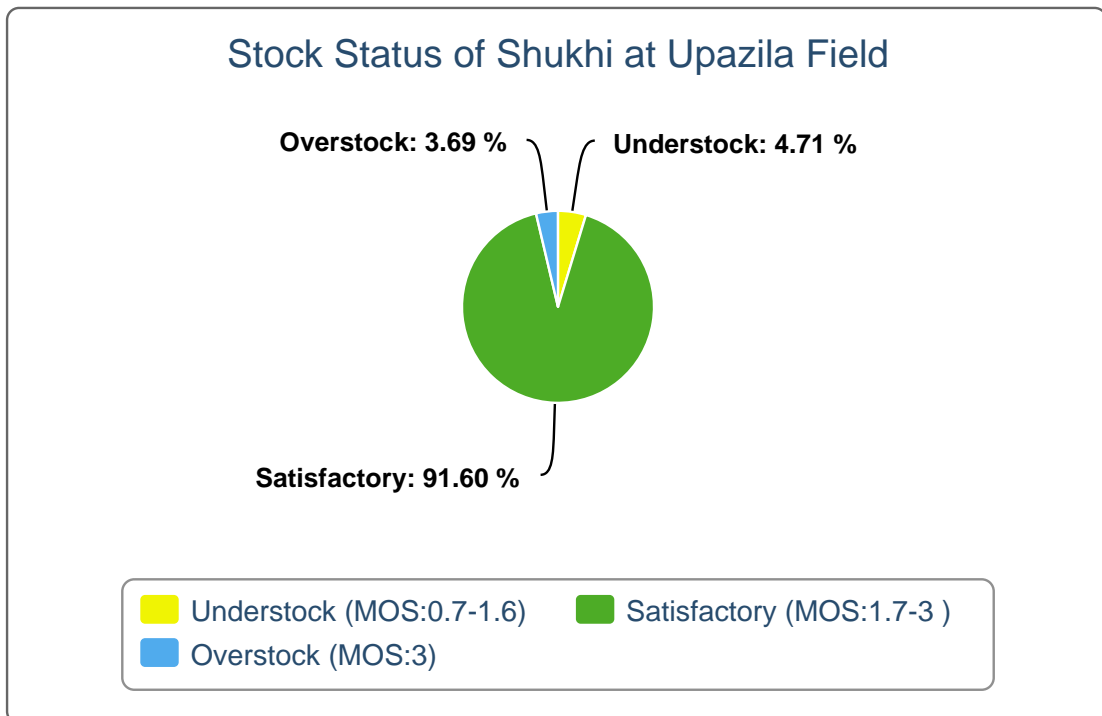
5(b).



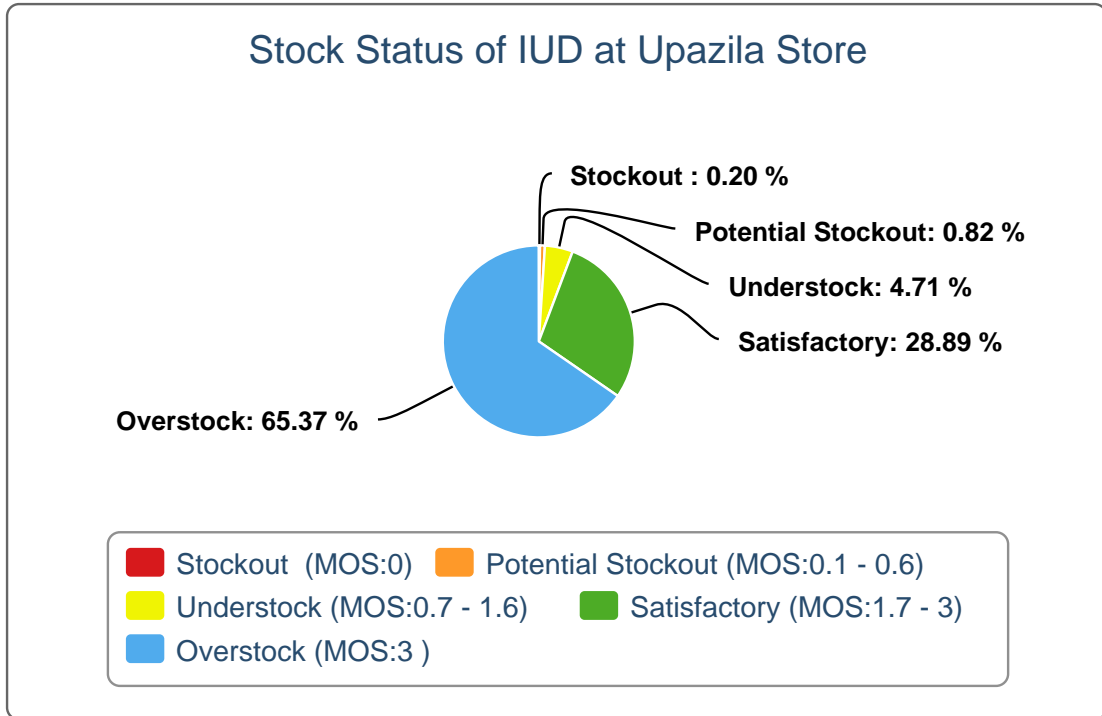
5(c).



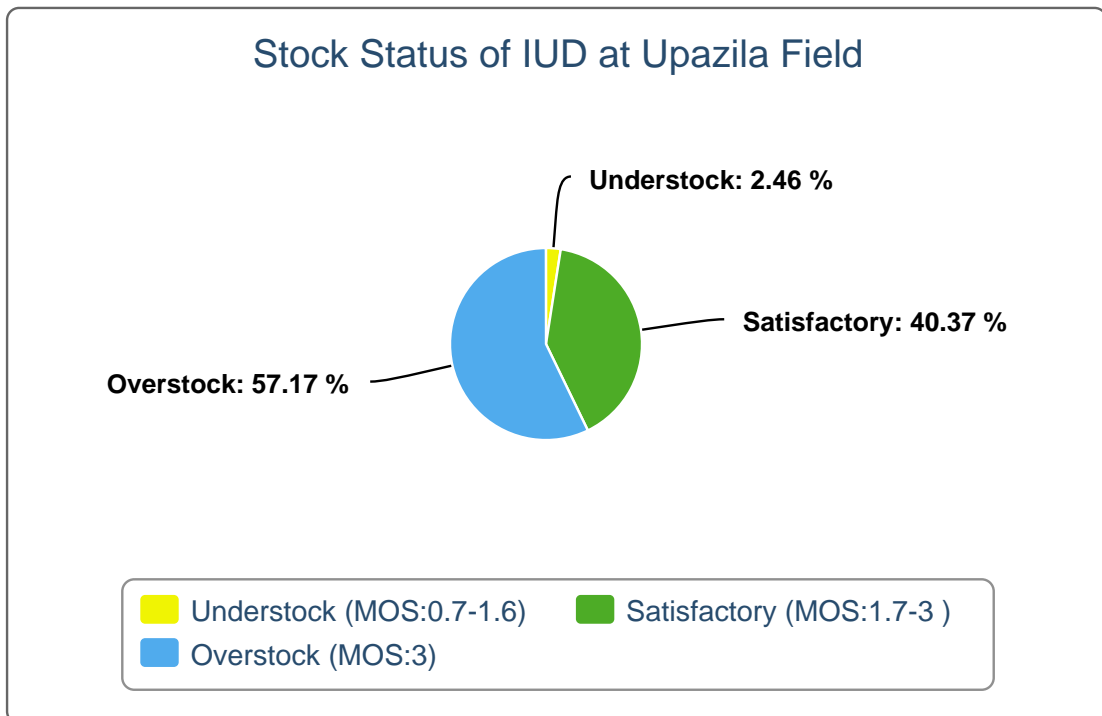
5(d).



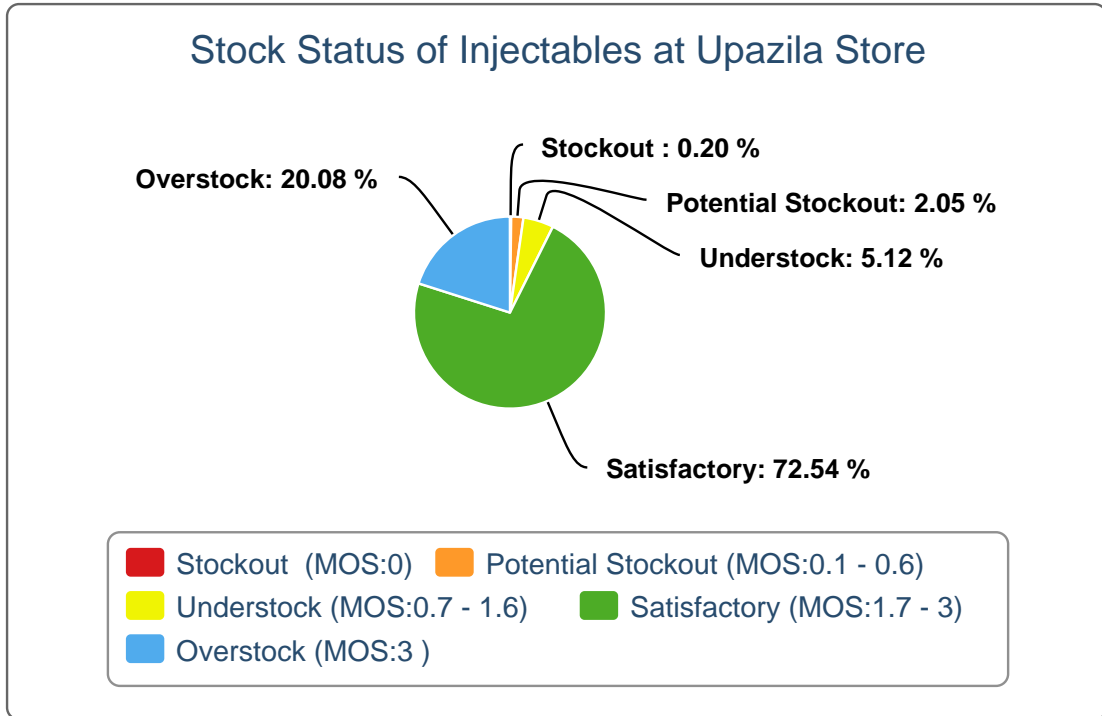
5(e).



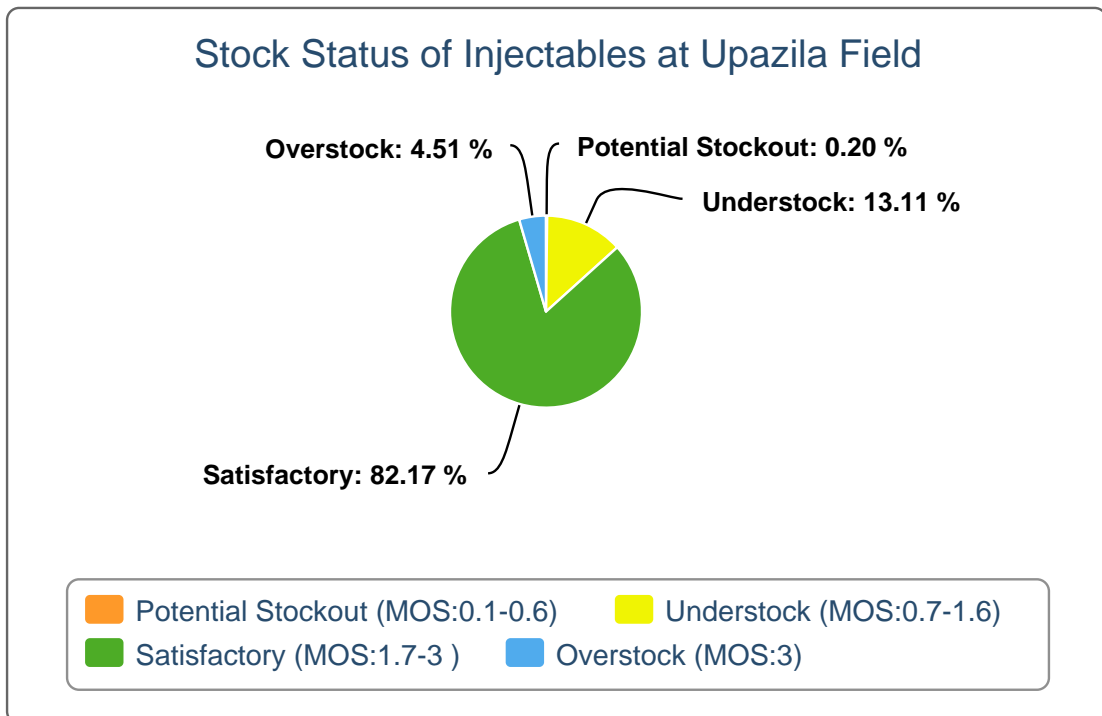
5(f).



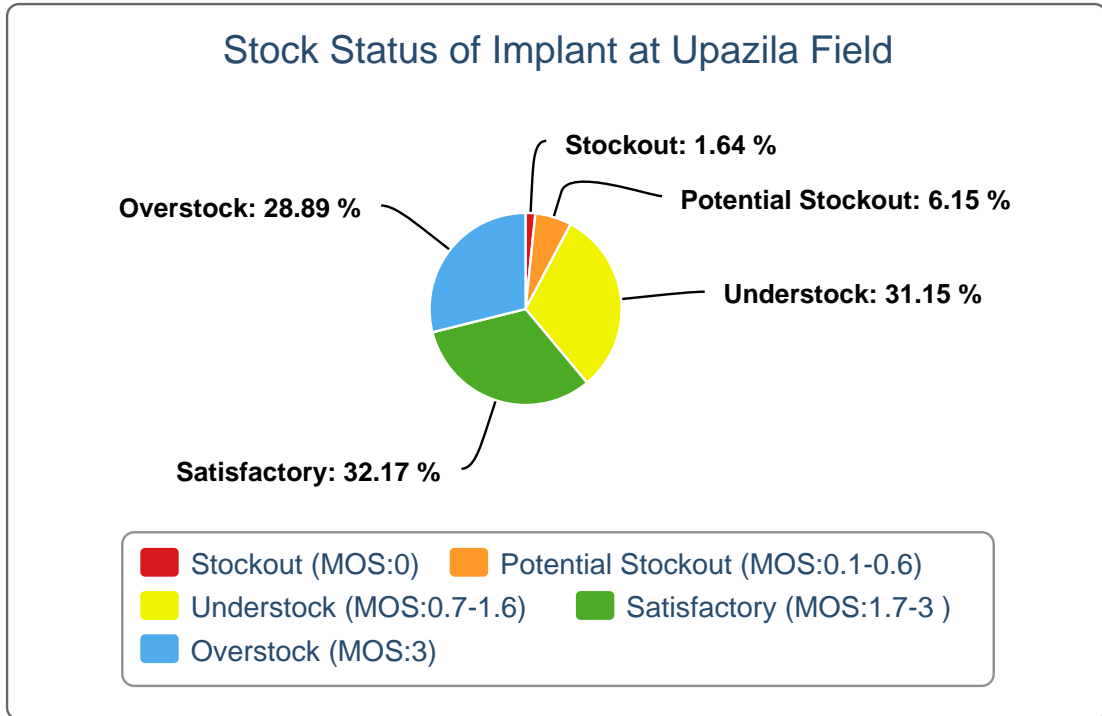
5(g).



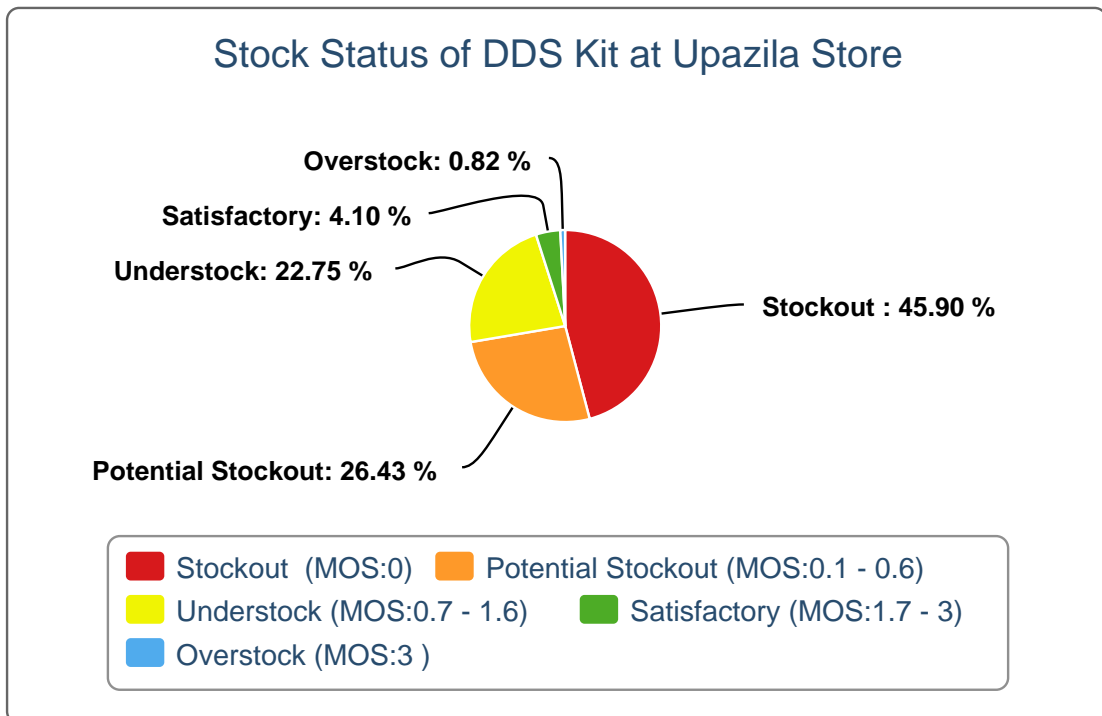
5(h).



5(i).



5(j).



### 6(a). Contraceptive Stock Status by Product at Regional Warehouses

| SL | WH Name        | Condom     |           |      | Shukhi     |         |      | IUD     |       |       | Injectables |         |      | Implant |       |      |
|----|----------------|------------|-----------|------|------------|---------|------|---------|-------|-------|-------------|---------|------|---------|-------|------|
|    |                | CBL        | AMD       | MOS  | CBL        | AMD     | MOS  | CBL     | AMD   | MOS   | CBL         | AMD     | MOS  | CBL     | AMD   | MOS  |
| 1  | Bandarbon RWH  | 45,000     | 29,598    | 1.5  | 43,200     | 20,845  | 2.1  | 300     | 123   | 2.4   | 11,000      | 3,789   | 2.9  | 86      | 158   | 0.5  |
| 2  | Bhola RWH      | 1,224,000  | 159,087   | 7.7  | 1,025,280  | 106,541 | 9.6  | 2,450   | 376   | 6.5   | 148,000     | 45,401  | 3.3  | 3,775   | 622   | 6.1  |
| 3  | Bogra RWH      | 4,838,000  | 642,842   | 7.5  | 11,116,800 | 469,597 | 23.7 | 2,000   | 834   | 2.4   | 92,800      | 42,299  | 2.2  | 10,838  | 2,408 | 4.5  |
| 4  | Chittagong RWH | 52,559,000 | 601,124   | 87.4 | 24,686,880 | 404,373 | 61.0 | 9,350   | 1,561 | 6.0   | 304,400     | 68,036  | 4.5  | 7,654   | 2,708 | 2.8  |
| 5  | Comilla RWH    | 1,773,000  | 858,402   | 2.1  | 1,558,080  | 438,405 | 3.6  | 4,900   | 1,514 | 3.2   | 192,000     | 84,196  | 2.3  | 3,650   | 1,534 | 2.4  |
| 6  | Dhaka CWH      | 8,718,000  | 1,974,385 | 4.4  | 3,188,400  | 955,375 | 3.3  | 548,500 | 3,243 | 169.1 | 9,775,100   | 127,575 | 76.6 | 127,017 | 3,598 | 35.3 |
| 7  | Dinajpur RWH   | 1,770,000  | 219,776   | 8.1  | 1,101,600  | 373,892 | 2.9  | 2,000   | 657   | 3.0   | 156,000     | 44,877  | 3.5  | 5,076   | 2,074 | 2.4  |
| 8  | Faridpur RWH   | 1,355,000  | 741,647   | 1.8  | 950,400    | 519,418 | 1.8  | 4,700   | 1,447 | 3.2   | 159,000     | 56,790  | 2.8  | 3,720   | 2,477 | 1.5  |
| 9  | Jamalpur RWH   | 387,000    | 430,758   | 0.9  | 848,160    | 296,876 | 2.9  | 2,000   | 603   | 3.3   | 79,500      | 39,919  | 2.0  | 2,176   | 1,270 | 1.7  |
| 10 | Jessore RWH    | 1,245,000  | 551,078   | 2.3  | 954,720    | 407,101 | 2.3  | 3,200   | 928   | 3.4   | 154,600     | 57,258  | 2.7  | 10,560  | 1,609 | 6.6  |
| 11 | Khulna RWH     | 26,041,600 | 793,384   | 32.8 | 6,125,760  | 493,419 | 12.4 | 2,400   | 1,165 | 2.1   | 170,100     | 52,698  | 3.2  | 5,413   | 1,929 | 2.8  |
| 12 | Kushtia RWH    | 588,000    | 387,106   | 1.5  | 1,395,360  | 211,533 | 6.6  | 671     | 312   | 2.2   | 128,400     | 39,787  | 3.2  | 3,212   | 662   | 4.9  |
| 13 | Mymensingh RWH | 2,202,000  | 910,203   | 2.4  | 2,286,720  | 902,316 | 2.5  | 4,750   | 1,404 | 3.4   | 156,500     | 61,544  | 2.5  | 9,988   | 3,119 | 3.2  |
| 14 | Noakhali RWH   | 1,524,000  | 372,236   | 4.1  | 504,000    | 202,661 | 2.5  | 2,550   | 907   | 2.8   | 141,400     | 50,536  | 2.8  | 650     | 936   | 0.7  |
| 15 | Pabna RWH      | 2,391,000  | 571,314   | 4.2  | 2,102,400  | 393,395 | 5.3  | 2,100   | 1,082 | 1.9   | 110,500     | 54,068  | 2.0  | 1,050   | 901   | 1.2  |
| 16 | Patuakhali RWH | 1,503,000  | 128,917   | 11.7 | 642,240    | 159,202 | 4.0  | 2,400   | 457   | 5.3   | 182,900     | 30,086  | 6.1  | 6,400   | 891   | 7.2  |
| 17 | Rajshahi RWH   | 1,683,000  | 796,703   | 2.1  | 4,138,560  | 362,034 | 11.4 | 1,636   | 524   | 3.1   | 91,300      | 46,159  | 2.0  | 5,383   | 1,720 | 3.1  |
| 18 | Rangamati RWH  | 268,800    | 58,632    | 4.6  | 32,040     | 37,430  | 0.9  | 699     | 92    | 7.6   | 8,800       | 3,678   | 2.4  | 484     | 238   | 2.0  |
| 19 | Rangpur RWH    | 2,388,000  | 632,019   | 3.8  | 3,060,000  | 845,751 | 3.6  | 4,800   | 1,683 | 2.9   | 140,000     | 121,737 | 1.2  | 15,440  | 3,831 | 4.0  |
| 20 | Sylhet RWH     | 1,452,000  | 805,498   | 1.8  | 1,003,680  | 442,203 | 2.3  | 1,000   | 782   | 1.3   | 119,500     | 52,873  | 2.3  | 3,939   | 2,038 | 1.9  |
| 21 | Tangail RWH    | 2,004,000  | 465,205   | 4.3  | 756,000    | 337,763 | 2.2  | 2,100   | 545   | 3.9   | 86,000      | 30,673  | 2.8  | 1,952   | 969   | 2.0  |

**6(b). Contraceptive Stock Status by Product at Upazila**

| SL | Warehouse Name | Upazila Name    | Condom  |        |      | Shukhi  |        |      | IUD |     |      | Injectables |       |      | Implant |     |      |
|----|----------------|-----------------|---------|--------|------|---------|--------|------|-----|-----|------|-------------|-------|------|---------|-----|------|
|    |                |                 | CBL     | AMD    | MOS  | CBL     | AMD    | MOS  | CBL | AMD | MOS  | CBL         | AMD   | MOS  | CBL     | AMD | MOS  |
| 1  | Bandarbon RWH  | Alikadam        | 16,900  | 2,732  | 6.2  | 14,925  | 1,473  | 10.1 | 162 | 17  | 9.5  | 2,638       | 901   | 2.9  | 23      | 22  | 1.0  |
| 2  | Bandarbon RWH  | Bandarban Sadar | 14,800  | 4,663  | 3.2  | 11,380  | 4,294  | 2.7  | 95  | 28  | 3.4  | 2,621       | 948   | 2.8  | 54      | 29  | 1.9  |
| 3  | Bandarbon RWH  | Lama            | 17,400  | 6,125  | 2.8  | 13,062  | 4,720  | 2.8  | 181 | 29  | 6.2  | 2,289       | 811   | 2.8  | 34      | 18  | 1.9  |
| 4  | Bandarbon RWH  | Naikhongchhari  | 13,500  | 6,464  | 2.1  | 6,300   | 5,610  | 1.1  | 100 | 17  | 5.9  | 2,693       | 713   | 3.8  | 7       | 28  | 0.3  |
| 5  | Bandarbon RWH  | Rowangchhari    | 20,600  | 2,582  | 8.0  | 17,445  | 1,558  | 11.2 | 147 | 7   | 21.0 | 2,035       | 199   | 10.2 | 96      | 14  | 6.9  |
| 6  | Bandarbon RWH  | Ruma            | 30,500  | 5,076  | 6.0  | 16,055  | 1,319  | 12.2 | 121 | 14  | 8.6  | 1,523       | 97    | 15.7 | 88      | 12  | 7.3  |
| 7  | Bandarbon RWH  | Thanchi         | 5,600   | 1,956  | 2.9  | 2,504   | 1,871  | 1.3  | 36  | 11  | 3.3  | 797         | 120   | 6.6  | 50      | 35  | 1.4  |
| 8  | Bhola RWH      | Bhola Sadar     | 44,200  | 19,583 | 2.3  | 33,525  | 14,968 | 2.2  | 139 | 80  | 1.7  | 17,240      | 7,227 | 2.4  | 118     | 232 | 0.5  |
| 9  | Bhola RWH      | Burhanuddin     | 20,200  | 7,432  | 2.7  | 19,875  | 10,520 | 1.9  | 107 | 24  | 4.5  | 5,866       | 2,707 | 2.2  | 0       | 53  | 0.0  |
| 10 | Bhola RWH      | Char Fasson     | 83,295  | 37,403 | 2.2  | 50,598  | 20,837 | 2.4  | 130 | 70  | 1.9  | 18,336      | 8,705 | 2.1  | 0       | 110 | 0.0  |
| 11 | Bhola RWH      | Daulat Khan     | 35,300  | 15,263 | 2.3  | 14,400  | 9,268  | 1.6  | 40  | 22  | 1.8  | 7,400       | 4,326 | 1.7  | 64      | 32  | 2.0  |
| 12 | Bhola RWH      | Hizla           | 32,300  | 11,846 | 2.7  | 15,862  | 6,923  | 2.3  | 87  | 24  | 3.6  | 6,197       | 2,536 | 2.4  | 100     | 8   | 12.5 |
| 13 | Bhola RWH      | Lalmohan        | 46,600  | 19,751 | 2.4  | 30,960  | 14,953 | 2.1  | 100 | 44  | 2.3  | 13,800      | 6,966 | 2.0  | 193     | 57  | 3.4  |
| 14 | Bhola RWH      | Manpura         | 26,400  | 7,552  | 3.5  | 8,040   | 3,074  | 2.6  | 0   | 19  | 0.0  | 6,793       | 2,136 | 3.2  | 12      | 26  | 0.5  |
| 15 | Bhola RWH      | Mehendiganj     | 35,800  | 16,776 | 2.1  | 27,915  | 13,109 | 2.1  | 103 | 40  | 2.6  | 10,501      | 5,074 | 2.1  | 0       | 63  | 0.0  |
| 16 | Bhola RWH      | Muladi          | 21,800  | 11,160 | 2.0  | 15,051  | 7,150  | 2.1  | 95  | 34  | 2.8  | 5,233       | 2,293 | 2.3  | 208     | 22  | 9.5  |
| 17 | Bhola RWH      | Tazumuddin      | 13,100  | 12,321 | 1.1  | 10,685  | 5,739  | 1.9  | 80  | 19  | 4.2  | 4,137       | 3,431 | 1.2  | 128     | 19  | 6.7  |
| 18 | Bogra RWH      | Adamdighi       | 20,700  | 15,453 | 1.3  | 74,355  | 10,386 | 7.2  | 107 | 25  | 4.3  | 1,170       | 650   | 1.8  | 0       | 44  | 0.0  |
| 19 | Bogra RWH      | Akkelpur        | 88,100  | 7,078  | 12.4 | 43,855  | 8,363  | 5.2  | 81  | 12  | 6.8  | 2,055       | 657   | 3.1  | 0       | 65  | 0.0  |
| 20 | Bogra RWH      | Atrai           | 154,200 | 17,108 | 9.0  | 96,500  | 13,235 | 7.3  | 76  | 15  | 5.1  | 1,135       | 537   | 2.1  | 0       | 20  | 0.0  |
| 21 | Bogra RWH      | Badalgachhi     | 38,300  | 17,353 | 2.2  | 34,865  | 15,972 | 2.2  | 62  | 18  | 3.4  | 4,793       | 2,311 | 2.1  | 0       | 38  | 0.0  |
| 22 | Bogra RWH      | Bogra Sadar     | 110,000 | 91,359 | 1.2  | 26,275  | 24,074 | 1.1  | 165 | 101 | 1.6  | 1,476       | 3,367 | 0.4  | 500     | 269 | 1.9  |
| 23 | Bogra RWH      | Dhamoirhat      | 457,484 | 12,610 | 36.3 | 504,893 | 11,153 | 45.3 | 27  | 15  | 1.8  | 3,849       | 1,344 | 2.9  | 0       | 30  | 0.0  |
| 24 | Bogra RWH      | Dhunat          | 104,000 | 32,074 | 3.2  | 108,206 | 22,765 | 4.8  | 119 | 43  | 2.8  | 5,424       | 2,643 | 2.1  | 320     | 112 | 2.9  |
| 25 | Bogra RWH      | Dhupchanchia    | 528,400 | 10,401 | 50.8 | 96,750  | 9,178  | 10.5 | 69  | 12  | 5.8  | 2,148       | 940   | 2.3  | 256     | 89  | 2.9  |



| SL | Warehouse Name | Upazila Name    | Condom  |        |      | Shukhi    |        |       | IUD |     |      | Injectables |       |     | Implant |     |     |
|----|----------------|-----------------|---------|--------|------|-----------|--------|-------|-----|-----|------|-------------|-------|-----|---------|-----|-----|
|    |                |                 | CBL     | AMD    | MOS  | CBL       | AMD    | MOS   | CBL | AMD | MOS  | CBL         | AMD   | MOS | CBL     | AMD | MOS |
| 26 | Bogra RWH      | Gabtali         | 72,400  | 37,423 | 1.9  | 49,890    | 19,805 | 2.5   | 45  | 14  | 3.2  | 6,406       | 3,317 | 1.9 | 0       | 122 | 0.0 |
| 27 | Bogra RWH      | Ghoraghat       | 51,800  | 7,145  | 7.2  | 32,475    | 8,993  | 3.6   | 65  | 26  | 2.5  | 1,652       | 586   | 2.8 | 64      | 46  | 1.4 |
| 28 | Bogra RWH      | Hakimpur        | 29,990  | 10,085 | 3.0  | 34,989    | 7,062  | 5.0   | 71  | 13  | 5.5  | 1,770       | 608   | 2.9 | 0       | 36  | 0.0 |
| 29 | Bogra RWH      | Joypurhat Sadar | 62,100  | 31,306 | 2.0  | 40,275    | 18,463 | 2.2   | 75  | 52  | 1.4  | 3,850       | 1,933 | 2.0 | 218     | 103 | 2.1 |
| 30 | Bogra RWH      | Kahaloo         | 36,400  | 19,802 | 1.8  | 25,095    | 13,241 | 1.9   | 74  | 25  | 3.0  | 1,710       | 902   | 1.9 | 0       | 108 | 0.0 |
| 31 | Bogra RWH      | Kalai           | 27,200  | 8,562  | 3.2  | 1,349,700 | 8,874  | 152.1 | 93  | 15  | 6.2  | 2,983       | 740   | 4.0 | 256     | 40  | 6.4 |
| 32 | Bogra RWH      | Khetlal         | 19,200  | 6,828  | 2.8  | 12,045    | 5,216  | 2.3   | 45  | 13  | 3.5  | 1,860       | 318   | 5.8 | 0       | 46  | 0.0 |
| 33 | Bogra RWH      | Mahadebpur      | 193,200 | 15,771 | 12.3 | 126,585   | 22,148 | 5.7   | 150 | 18  | 8.3  | 4,032       | 1,308 | 3.1 | 64      | 46  | 1.4 |
| 34 | Bogra RWH      | Manda           | 41,000  | 17,449 | 2.3  | 64,800    | 34,325 | 1.9   | 500 | 80  | 6.3  | 4,320       | 2,158 | 2.0 | 192     | 86  | 2.2 |
| 35 | Bogra RWH      | Nandigram       | 25,400  | 12,316 | 2.1  | 25,095    | 17,734 | 1.4   | 95  | 21  | 4.5  | 1,371       | 495   | 2.8 | 0       | 34  | 0.0 |
| 36 | Bogra RWH      | Naogaon Sadar   | 79,600  | 39,573 | 2.0  | 49,350    | 28,472 | 1.7   | 121 | 28  | 4.3  | 5,208       | 2,438 | 2.1 | 0       | 113 | 0.0 |
| 37 | Bogra RWH      | Niamatpur       | 25,700  | 12,480 | 2.1  | 30,065    | 15,215 | 2.0   | 78  | 19  | 4.1  | 2,174       | 1,009 | 2.2 | 128     | 107 | 1.2 |
| 38 | Bogra RWH      | Panchbibi       | 34,300  | 16,271 | 2.1  | 38,490    | 9,205  | 4.2   | 101 | 21  | 4.8  | 2,727       | 568   | 4.8 | 64      | 127 | 0.5 |
| 39 | Bogra RWH      | Patnitala       | 177,900 | 9,089  | 19.6 | 428,640   | 10,781 | 39.8  | 78  | 15  | 5.2  | 3,662       | 525   | 7.0 | 0       | 91  | 0.0 |
| 40 | Bogra RWH      | Porsha          | 59,600  | 11,356 | 5.2  | 21,390    | 11,296 | 1.9   | 49  | 13  | 3.8  | 1,875       | 572   | 3.3 | 128     | 22  | 5.8 |
| 41 | Bogra RWH      | Raninagar       | 46,400  | 19,240 | 2.4  | 45,960    | 14,151 | 3.2   | 50  | 9   | 5.6  | 1,899       | 810   | 2.3 | 0       | 38  | 0.0 |
| 42 | Bogra RWH      | Sapahar         | 41,700  | 9,948  | 4.2  | 42,045    | 11,705 | 3.6   | 65  | 6   | 10.8 | 3,706       | 974   | 3.8 | 128     | 51  | 2.5 |
| 43 | Bogra RWH      | Sariakandi      | 47,500  | 18,287 | 2.6  | 26,595    | 11,165 | 2.4   | 139 | 43  | 3.2  | 3,671       | 1,770 | 2.1 | 0       | 126 | 0.0 |
| 44 | Bogra RWH      | Shajahanpur     | 93,600  | 52,048 | 1.8  | 39,540    | 19,724 | 2.0   | 97  | 32  | 3.0  | 2,963       | 1,419 | 2.1 | 0       | 97  | 0.0 |
| 45 | Bogra RWH      | Sherpur         | 67,600  | 34,369 | 2.0  | 300,226   | 21,522 | 13.9  | 134 | 47  | 2.9  | 3,802       | 2,155 | 1.8 | 0       | 90  | 0.0 |
| 46 | Bogra RWH      | Shibganj        | 83,300  | 30,232 | 2.8  | 237,495   | 25,939 | 9.2   | 70  | 29  | 2.4  | 8,350       | 3,920 | 2.1 | 0       | 111 | 0.0 |
| 47 | Bogra RWH      | Sonatola        | 69,500  | 19,826 | 3.5  | 51,765    | 19,435 | 2.7   | 150 | 54  | 2.8  | 4,151       | 1,325 | 3.1 | 320     | 101 | 3.2 |
| 48 | Chittagong RWH | Anowara         | 461,700 | 15,136 | 30.5 | 54,840    | 13,482 | 4.1   | 144 | 53  | 2.7  | 2,235       | 995   | 2.2 | 116     | 93  | 1.2 |
| 49 | Chittagong RWH | Banshkhali      | 134,500 | 25,689 | 5.2  | 46,330    | 18,981 | 2.4   | 141 | 40  | 3.5  | 8,460       | 2,571 | 3.3 | 0       | 211 | 0.0 |
| 50 | Chittagong RWH | Boalkhali       | 171,700 | 8,541  | 20.1 | 25,554    | 11,053 | 2.3   | 112 | 35  | 3.2  | 1,209       | 561   | 2.2 | 600     | 99  | 6.1 |

| SL | Warehouse Name | Upazila Name          | Condom  |        |      | Shukhi  |        |      | IUD |     |      | Injectables |       |     | Implant |     |     |
|----|----------------|-----------------------|---------|--------|------|---------|--------|------|-----|-----|------|-------------|-------|-----|---------|-----|-----|
|    |                |                       | CBL     | AMD    | MOS  | CBL     | AMD    | MOS  | CBL | AMD | MOS  | CBL         | AMD   | MOS | CBL     | AMD | MOS |
| 51 | Chittagong RWH | Chakaria              | 48,900  | 24,640 | 2.0  | 48,450  | 21,559 | 2.2  | 173 | 77  | 2.2  | 9,994       | 5,215 | 1.9 | 424     | 90  | 4.7 |
| 52 | Chittagong RWH | Chandanaish           | 46,600  | 13,601 | 3.4  | 48,450  | 12,122 | 4.0  | 138 | 59  | 2.3  | 2,118       | 977   | 2.2 | 420     | 69  | 6.1 |
| 53 | Chittagong RWH | Cox's Bazar<br>Sadar  | 80,900  | 29,914 | 2.7  | 191,235 | 17,291 | 11.1 | 145 | 31  | 4.7  | 8,041       | 3,859 | 2.1 | 0       | 44  | 0.0 |
| 54 | Chittagong RWH | Dighinala             | 24,300  | 12,086 | 2.0  | 16,540  | 7,623  | 2.2  | 52  | 16  | 3.3  | 2,501       | 1,224 | 2.0 | 20      | 15  | 1.3 |
| 55 | Chittagong RWH | Double Mooring        | 142,970 | 70,696 | 2.0  | 37,617  | 17,293 | 2.2  | 183 | 140 | 1.3  | 14,133      | 6,484 | 2.2 | 486     | 356 | 1.4 |
| 56 | Chittagong RWH | Fatikchhari           | 111,900 | 35,674 | 3.1  | 339,870 | 20,950 | 16.2 | 138 | 61  | 2.3  | 6,365       | 3,085 | 2.1 | 500     | 198 | 2.5 |
| 57 | Chittagong RWH | Hathazari             | 113,500 | 40,222 | 2.8  | 74,234  | 20,152 | 3.7  | 128 | 40  | 3.2  | 2,981       | 1,492 | 2.0 | 448     | 124 | 3.6 |
| 58 | Chittagong RWH | Khagrachhari<br>Sadar | 37,200  | 7,461  | 5.0  | 25,770  | 6,650  | 3.9  | 54  | 22  | 2.5  | 2,787       | 1,021 | 2.7 | 128     | 26  | 4.9 |
| 59 | Chittagong RWH | Kutubdia              | 44,700  | 5,239  | 8.5  | 49,462  | 5,447  | 9.1  | 100 | 13  | 7.7  | 4,777       | 1,605 | 3.0 | 256     | 59  | 4.3 |
| 60 | Chittagong RWH | Lakshmichhari         | 9,000   | 2,316  | 3.9  | 8,070   | 2,778  | 2.9  | 47  | 17  | 2.8  | 441         | 163   | 2.7 | 0       | 7   | 0.0 |
| 61 | Chittagong RWH | Lohagara              | 219,900 | 11,167 | 19.7 | 36,585  | 11,887 | 3.1  | 107 | 29  | 3.7  | 3,490       | 1,629 | 2.1 | 64      | 88  | 0.7 |
| 62 | Chittagong RWH | Mahalchhari           | 18,900  | 4,382  | 4.3  | 16,277  | 4,071  | 4.0  | 71  | 8   | 8.9  | 1,272       | 442   | 2.9 | 50      | 6   | 8.3 |
| 63 | Chittagong RWH | Maheshkhali           | 26,400  | 7,745  | 3.4  | 111,630 | 19,818 | 5.6  | 159 | 59  | 2.7  | 6,697       | 2,404 | 2.8 | 0       | 106 | 0.0 |
| 64 | Chittagong RWH | Manikchhari           | 14,800  | 2,213  | 6.7  | 8,655   | 2,117  | 4.1  | 22  | 3   | 7.3  | 1,538       | 582   | 2.6 | 40      | 11  | 3.6 |
| 65 | Chittagong RWH | Matiranga             | 44,500  | 12,826 | 3.5  | 27,390  | 8,998  | 3.0  | 55  | 15  | 3.7  | 2,350       | 1,180 | 2.0 | 100     | 16  | 6.3 |
| 66 | Chittagong RWH | Mirsharai             | 76,600  | 13,994 | 5.5  | 66,795  | 15,562 | 4.3  | 222 | 73  | 3.0  | 6,024       | 2,926 | 2.1 | 300     | 126 | 2.4 |
| 67 | Chittagong RWH | Panchhari             | 22,600  | 5,305  | 4.3  | 18,450  | 4,702  | 3.9  | 50  | 5   | 10.0 | 950         | 382   | 2.5 | 24      | 13  | 1.8 |
| 68 | Chittagong RWH | Panchlaish            | 153,500 | 63,559 | 2.4  | 28,175  | 12,302 | 2.3  | 200 | 137 | 1.5  | 9,622       | 4,656 | 2.1 | 383     | 161 | 2.4 |
| 69 | Chittagong RWH | Patiya                | 126,800 | 24,882 | 5.1  | 70,095  | 22,069 | 3.2  | 330 | 154 | 2.1  | 5,220       | 2,593 | 2.0 | 380     | 205 | 1.9 |
| 70 | Chittagong RWH | Pekua                 | 1,900   | 4,246  | 0.4  | 19,965  | 6,624  | 3.0  | 53  | 9   | 5.9  | 2,632       | 1,598 | 1.6 | 200     | 47  | 4.3 |
| 71 | Chittagong RWH | Ramgarh               | 20,600  | 3,720  | 5.5  | 27,639  | 3,883  | 7.1  | 40  | 4   | 10.0 | 1,080       | 267   | 4.0 | 34      | 11  | 3.1 |
| 72 | Chittagong RWH | Ramu                  | 53,900  | 14,699 | 3.7  | 46,155  | 13,375 | 3.5  | 59  | 17  | 3.5  | 7,973       | 3,649 | 2.2 | 134     | 30  | 4.5 |
| 73 | Chittagong RWH | Rangunia              | 90,200  | 28,103 | 3.2  | 52,500  | 15,975 | 3.3  | 208 | 69  | 3.0  | 3,951       | 1,862 | 2.1 | 100     | 83  | 1.2 |
| 74 | Chittagong RWH | Raozan                | 89,700  | 32,449 | 2.8  | 44,445  | 16,703 | 2.7  | 176 | 79  | 2.2  | 3,137       | 1,375 | 2.3 | 188     | 53  | 3.5 |
| 75 | Chittagong RWH | Sandwip               | 62,586  | 9,933  | 6.3  | 54,823  | 14,150 | 3.9  | 529 | 90  | 5.9  | 8,164       | 2,272 | 3.6 | 192     | 67  | 2.9 |

| SL  | Warehouse Name | Upazila Name          | Condom  |        |      | Shukhi  |        |     | IUD |     |      | Injectables |       |     | Implant |     |      |
|-----|----------------|-----------------------|---------|--------|------|---------|--------|-----|-----|-----|------|-------------|-------|-----|---------|-----|------|
|     |                |                       | CBL     | AMD    | MOS  | CBL     | AMD    | MOS | CBL | AMD | MOS  | CBL         | AMD   | MOS | CBL     | AMD | MOS  |
| 76  | Chittagong RWH | Satkania              | 35,210  | 12,402 | 2.8  | 35,082  | 11,622 | 3.0 | 151 | 62  | 2.4  | 2,926       | 1,383 | 2.1 | 0       | 88  | 0.0  |
| 77  | Chittagong RWH | Sitakunda             | 102,300 | 29,662 | 3.4  | 75,605  | 17,687 | 4.3 | 234 | 77  | 3.0  | 5,065       | 2,150 | 2.4 | 0       | 132 | 0.0  |
| 78  | Chittagong RWH | Teknaf                | 56,800  | 24,549 | 2.3  | 59,040  | 21,911 | 2.7 | 57  | 63  | 0.9  | 13,000      | 6,150 | 2.1 | 100     | 26  | 3.8  |
| 79  | Chittagong RWH | Ukhia                 | 14,100  | 4,073  | 3.5  | 26,880  | 5,536  | 4.9 | 73  | 4   | 18.3 | 2,708       | 1,284 | 2.1 | 0       | 48  | 0.0  |
| 80  | Comilla RWH    | Akhaura               | 104,600 | 11,193 | 9.3  | 54,600  | 6,940  | 7.9 | 96  | 19  | 5.1  | 4,150       | 1,028 | 4.0 | 103     | 22  | 4.7  |
| 81  | Comilla RWH    | Ashuganj              | 97,400  | 17,533 | 5.6  | 37,535  | 6,713  | 5.6 | 172 | 38  | 4.5  | 4,777       | 1,069 | 4.5 | 150     | 29  | 5.2  |
| 82  | Comilla RWH    | Banchhampur           | 132,300 | 26,956 | 4.9  | 82,410  | 10,907 | 7.6 | 256 | 54  | 4.7  | 6,757       | 3,206 | 2.1 | 400     | 49  | 8.2  |
| 83  | Comilla RWH    | Barura                | 328,600 | 33,902 | 9.7  | 75,653  | 22,259 | 3.4 | 108 | 43  | 2.5  | 528         | 3,791 | 0.1 | 150     | 32  | 4.7  |
| 84  | Comilla RWH    | Bijoyagar             | 277,600 | 23,653 | 11.7 | 87,735  | 12,038 | 7.3 | 205 | 24  | 8.5  | 8,844       | 2,136 | 4.1 | 100     | 24  | 4.2  |
| 85  | Comilla RWH    | Brahman Para          | 30,200  | 12,181 | 2.5  | 18,210  | 9,306  | 2.0 | 60  | 25  | 2.4  | 2,570       | 1,026 | 2.5 | 100     | 25  | 4.0  |
| 86  | Comilla RWH    | Brahmanbaria Sadar    | 294,200 | 53,860 | 5.5  | 94,785  | 16,125 | 5.9 | 223 | 79  | 2.8  | 8,206       | 3,729 | 2.2 | 150     | 83  | 1.8  |
| 87  | Comilla RWH    | Burichang             | 117,100 | 40,055 | 2.9  | 60,735  | 20,133 | 3.0 | 302 | 68  | 4.4  | 5,944       | 2,315 | 2.6 | 300     | 91  | 3.3  |
| 88  | Comilla RWH    | Chandina              | 60,300  | 30,366 | 2.0  | 76,860  | 16,410 | 4.7 | 193 | 32  | 6.0  | 3,918       | 3,165 | 1.2 | 500     | 25  | 20.0 |
| 89  | Comilla RWH    | Chandpur Sadar        | 37,000  | 18,899 | 2.0  | 17,400  | 15,952 | 1.1 | 172 | 82  | 2.1  | 4,269       | 3,153 | 1.4 | 100     | 80  | 1.3  |
| 90  | Comilla RWH    | Chauddagam            | 233,800 | 22,447 | 10.4 | 129,105 | 20,769 | 6.2 | 346 | 60  | 5.8  | 17,747      | 4,453 | 4.0 | 200     | 22  | 9.1  |
| 91  | Comilla RWH    | Comilla Adarsha Sadar | 415,600 | 50,309 | 8.3  | 132,090 | 19,116 | 6.9 | 770 | 118 | 6.5  | 5,388       | 4,107 | 1.3 | 100     | 122 | 0.8  |
| 92  | Comilla RWH    | Comilla Sadar Dakshin | 204,100 | 19,519 | 10.5 | 133,905 | 17,823 | 7.5 | 374 | 62  | 6.0  | 9,458       | 3,001 | 3.2 | 200     | 37  | 5.4  |
| 93  | Comilla RWH    | Daudkandi             | 213,500 | 27,264 | 7.8  | 55,215  | 13,831 | 4.0 | 408 | 89  | 4.6  | 7,018       | 2,536 | 2.8 | 200     | 43  | 4.7  |
| 94  | Comilla RWH    | Debidwar              | 293,900 | 26,675 | 11.0 | 108,015 | 20,917 | 5.2 | 353 | 131 | 2.7  | 6,891       | 3,659 | 1.9 | 300     | 34  | 8.8  |
| 95  | Comilla RWH    | Faridganj             | 267,600 | 21,505 | 12.4 | 119,979 | 13,723 | 8.7 | 361 | 36  | 10.0 | 9,260       | 3,047 | 3.0 | 200     | 78  | 2.6  |
| 96  | Comilla RWH    | Haim Char             | 31,600  | 3,860  | 8.2  | 13,155  | 4,990  | 2.6 | 201 | 8   | 25.1 | 2,293       | 827   | 2.8 | 75      | 12  | 6.3  |
| 97  | Comilla RWH    | Hajiganj              | 84,300  | 10,643 | 7.9  | 93,432  | 9,886  | 9.5 | 379 | 32  | 11.8 | 5,619       | 2,297 | 2.4 | 50      | 25  | 2.0  |
| 98  | Comilla RWH    | Homna                 | 187,200 | 30,187 | 6.2  | 64,095  | 8,357  | 7.7 | 148 | 32  | 4.6  | 4,056       | 1,623 | 2.5 | 100     | 19  | 5.3  |
| 99  | Comilla RWH    | Kachua                | 205,900 | 28,281 | 7.3  | 73,170  | 14,468 | 5.1 | 53  | 51  | 1.0  | 4           | 4,128 | 0.0 | 200     | 29  | 6.9  |
| 100 | Comilla RWH    | Kasba                 | 222,600 | 54,467 | 4.1  | 71,115  | 18,602 | 3.8 | 260 | 37  | 7.0  | 4,398       | 1,900 | 2.3 | 0       | 30  | 0.0  |

| SL  | Warehouse Name | Upazila Name   | Condom  |        |      | Shukhi  |        |      | IUD |     |      | Injectables |       |     | Implant |     |      |
|-----|----------------|----------------|---------|--------|------|---------|--------|------|-----|-----|------|-------------|-------|-----|---------|-----|------|
|     |                |                | CBL     | AMD    | MOS  | CBL     | AMD    | MOS  | CBL | AMD | MOS  | CBL         | AMD   | MOS | CBL     | AMD | MOS  |
| 101 | Comilla RWH    | Laksam         | 98,400  | 13,551 | 7.3  | 58,308  | 9,461  | 6.2  | 212 | 45  | 4.7  | 5,038       | 1,927 | 2.6 | 81      | 50  | 1.6  |
| 102 | Comilla RWH    | Manoharganj    | 115,500 | 13,072 | 8.8  | 41,840  | 9,279  | 4.5  | 475 | 16  | 29.7 | 3,220       | 1,612 | 2.0 | 170     | 39  | 4.4  |
| 103 | Comilla RWH    | Matlab Dakshin | 231,000 | 12,097 | 19.1 | 80,205  | 7,701  | 10.4 | 810 | 26  | 31.2 | 8,831       | 2,508 | 3.5 | 903     | 38  | 23.8 |
| 104 | Comilla RWH    | Matlab Uttar   | 210,300 | 19,277 | 10.9 | 108,425 | 15,212 | 7.1  | 574 | 29  | 19.8 | 19,684      | 2,065 | 9.5 | 200     | 109 | 1.8  |
| 105 | Comilla RWH    | Meghna         | 71,200  | 6,477  | 11.0 | 30,850  | 4,216  | 7.3  | 92  | 9   | 10.2 | 2,305       | 1,050 | 2.2 | 57      | 8   | 7.1  |
| 106 | Comilla RWH    | Muradnagar     | 358,900 | 68,101 | 5.3  | 127,530 | 28,481 | 4.5  | 460 | 96  | 4.8  | 8,324       | 4,832 | 1.7 | 900     | 140 | 6.4  |
| 107 | Comilla RWH    | Nabinagar      | 470,800 | 55,312 | 8.5  | 117,000 | 16,140 | 7.2  | 581 | 42  | 13.8 | 16,062      | 3,275 | 4.9 | 250     | 51  | 4.9  |
| 108 | Comilla RWH    | Nangalkot      | 142,600 | 35,714 | 4.0  | 41,040  | 11,498 | 3.6  | 161 | 29  | 5.6  | 15,277      | 2,981 | 5.1 | 150     | 46  | 3.3  |
| 109 | Comilla RWH    | Nasirnagar     | 171,300 | 22,377 | 7.7  | 59,025  | 13,638 | 4.3  | 55  | 28  | 2.0  | 4,816       | 1,571 | 3.1 | 336     | 42  | 8.0  |
| 110 | Comilla RWH    | Sarail         | 366,600 | 30,128 | 12.2 | 124,560 | 11,684 | 10.7 | 137 | 37  | 3.7  | 4,979       | 2,195 | 2.3 | 200     | 57  | 3.5  |
| 111 | Comilla RWH    | Shahrasti      | 69,800  | 4,240  | 16.5 | 46,860  | 6,664  | 7.0  | 100 | 14  | 7.1  | 5,765       | 2,712 | 2.1 | 100     | 26  | 3.8  |
| 112 | Comilla RWH    | Titas          | 108,400 | 14,301 | 7.6  | 81,628  | 5,166  | 15.8 | 209 | 23  | 9.1  | 4,200       | 1,272 | 3.3 | 100     | 17  | 5.9  |
| 113 | Dhaka CWH      | Araihazar      | 61,000  | 15,648 | 3.9  | 46,931  | 22,642 | 2.1  | 210 | 106 | 2.0  | 9,660       | 4,866 | 2.0 | 544     | 97  | 5.6  |
| 114 | Dhaka CWH      | Bandar         | 108,100 | 53,077 | 2.0  | 40,785  | 19,117 | 2.1  | 152 | 55  | 2.8  | 4,861       | 2,310 | 2.1 | 20      | 92  | 0.2  |
| 115 | Dhaka CWH      | Belabo         | 37,500  | 16,306 | 2.3  | 25,890  | 12,576 | 2.1  | 190 | 16  | 11.9 | 3,134       | 1,504 | 2.1 | 100     | 41  | 2.4  |
| 116 | Dhaka CWH      | Daulatpur      | 34,600  | 14,919 | 2.3  | 30,165  | 12,519 | 2.4  | 268 | 21  | 12.8 | 2,675       | 1,415 | 1.9 | 257     | 40  | 6.4  |
| 117 | Dhaka CWH      | Dhamrai        | 56,300  | 28,184 | 2.0  | 214,500 | 27,164 | 7.9  | 313 | 159 | 2.0  | 4,803       | 2,046 | 2.3 | 0       | 73  | 0.0  |
| 118 | Dhaka CWH      | Dohar          | 35,452  | 16,388 | 2.2  | 22,008  | 6,977  | 3.2  | 420 | 20  | 21.0 | 1,649       | 679   | 2.4 | 0       | 55  | 0.0  |
| 119 | Dhaka CWH      | Gazaria        | 46,200  | 9,480  | 4.9  | 35,360  | 7,656  | 4.6  | 217 | 21  | 10.3 | 3,138       | 692   | 4.5 | 0       | 12  | 0.0  |
| 120 | Dhaka CWH      | Gazipur Sadar  | 158,200 | 90,175 | 1.8  | 80,760  | 40,994 | 2.0  | 286 | 124 | 2.3  | 6,488       | 3,138 | 2.1 | 200     | 113 | 1.8  |
| 121 | Dhaka CWH      | Ghior          | 221,300 | 25,000 | 8.9  | 247,585 | 11,161 | 22.2 | 212 | 20  | 10.6 | 2,523       | 1,220 | 2.1 | 0       | 52  | 0.0  |
| 122 | Dhaka CWH      | Harirampur     | 35,900  | 17,115 | 2.1  | 19,530  | 6,584  | 3.0  | 100 | 22  | 4.5  | 1,552       | 847   | 1.8 | 100     | 34  | 2.9  |
| 123 | Dhaka CWH      | Kaliakair      | 44,900  | 24,162 | 1.9  | 39,570  | 22,691 | 1.7  | 72  | 30  | 2.4  | 2,452       | 989   | 2.5 | 200     | 140 | 1.4  |
| 124 | Dhaka CWH      | Kaliganj       | 87,900  | 40,833 | 2.2  | 39,405  | 19,572 | 2.0  | 108 | 49  | 2.2  | 2,547       | 1,257 | 2.0 | 0       | 17  | 0.0  |
| 125 | Dhaka CWH      | Kapasia        | 89,300  | 26,191 | 3.4  | 274,610 | 21,918 | 12.5 | 163 | 52  | 3.1  | 2,408       | 1,143 | 2.1 | 0       | 40  | 0.0  |

| SL  | Warehouse Name | Upazila Name      | Condom  |         |     | Shukhi  |         |      | IUD   |     |     | Injectables |        |     | Implant |     |      |
|-----|----------------|-------------------|---------|---------|-----|---------|---------|------|-------|-----|-----|-------------|--------|-----|---------|-----|------|
|     |                |                   | CBL     | AMD     | MOS | CBL     | AMD     | MOS  | CBL   | AMD | MOS | CBL         | AMD    | MOS | CBL     | AMD | MOS  |
| 126 | Dhaka CWH      | Keraniganj        | 126,358 | 55,243  | 2.3 | 411,589 | 30,879  | 13.3 | 377   | 126 | 3.0 | 9,444       | 4,515  | 2.1 | 1,756   | 158 | 11.1 |
| 127 | Dhaka CWH      | Lohajang          | 51,500  | 22,222  | 2.3 | 24,225  | 10,761  | 2.3  | 170   | 31  | 5.5 | 2,223       | 1,010  | 2.2 | 0       | 26  | 0.0  |
| 128 | Dhaka CWH      | Manikganj Sadar   | 95,700  | 44,030  | 2.2 | 39,795  | 18,322  | 2.2  | 362   | 40  | 9.1 | 4,691       | 2,723  | 1.7 | 100     | 104 | 1.0  |
| 129 | Dhaka CWH      | Manohardi         | 69,200  | 31,521  | 2.2 | 656,863 | 16,424  | 40.0 | 188   | 102 | 1.8 | 5,558       | 2,641  | 2.1 | 0       | 21  | 0.0  |
| 130 | Dhaka CWH      | Mirpur            | 106,600 | 222,021 | 0.5 | 102,750 | 53,458  | 1.9  | 1,337 | 527 | 2.5 | 29,670      | 15,291 | 1.9 | 300     | 443 | 0.7  |
| 131 | Dhaka CWH      | Munshiganj Sadar  | 66,600  | 39,205  | 1.7 | 45,435  | 20,386  | 2.2  | 65    | 42  | 1.5 | 4,821       | 2,062  | 2.3 | 0       | 89  | 0.0  |
| 132 | Dhaka CWH      | Narayanganj Sadar | 268,800 | 135,907 | 2.0 | 126,435 | 59,635  | 2.1  | 299   | 152 | 2.0 | 21,279      | 10,447 | 2.0 | 650     | 192 | 3.4  |
| 133 | Dhaka CWH      | Narsingdi Sadar   | 150,735 | 90,437  | 1.7 | 59,484  | 55,270  | 1.1  | 363   | 92  | 3.9 | 23,706      | 10,217 | 2.3 | 1,364   | 115 | 11.9 |
| 134 | Dhaka CWH      | Nawabganj         | 41,500  | 20,798  | 2.0 | 26,970  | 15,312  | 1.8  | 115   | 28  | 4.1 | 1,795       | 864    | 2.1 | 0       | 51  | 0.0  |
| 135 | Dhaka CWH      | Palash            | 24,300  | 13,709  | 1.8 | 24,375  | 11,335  | 2.2  | 100   | 33  | 3.0 | 3,174       | 1,619  | 2.0 | 0       | 51  | 0.0  |
| 136 | Dhaka CWH      | Roypura           | 176,300 | 79,678  | 2.2 | 51,375  | 25,246  | 2.0  | 304   | 103 | 3.0 | 9,140       | 4,695  | 1.9 | 192     | 24  | 8.0  |
| 137 | Dhaka CWH      | Rupganj           | 155,277 | 46,614  | 3.3 | 111,130 | 35,134  | 3.2  | 244   | 105 | 2.3 | 7,216       | 3,713  | 1.9 | 0       | 66  | 0.0  |
| 138 | Dhaka CWH      | Saturia           | 61,200  | 10,454  | 5.9 | 42,180  | 8,642   | 4.9  | 175   | 28  | 6.3 | 4,410       | 846    | 5.2 | 0       | 32  | 0.0  |
| 139 | Dhaka CWH      | Savar             | 128,800 | 84,763  | 1.5 | 83,775  | 38,602  | 2.2  | 162   | 112 | 1.4 | 6,315       | 3,052  | 2.1 | 400     | 100 | 4.0  |
| 140 | Dhaka CWH      | Serajdikhan       | 85,000  | 26,300  | 3.2 | 54,520  | 18,764  | 2.9  | 240   | 51  | 4.7 | 3,869       | 1,645  | 2.4 | 600     | 63  | 9.5  |
| 141 | Dhaka CWH      | Shibalaya         | 154,036 | 22,552  | 6.8 | 154,488 | 12,966  | 11.9 | 76    | 24  | 3.2 | 4,307       | 1,809  | 2.4 | 0       | 75  | 0.0  |
| 142 | Dhaka CWH      | Shibpur           | 61,200  | 32,750  | 1.9 | 133,364 | 19,140  | 7.0  | 132   | 89  | 1.5 | 4,480       | 3,076  | 1.5 | 0       | 119 | 0.0  |
| 143 | Dhaka CWH      | Singair           | 178,600 | 29,302  | 6.1 | 90,250  | 13,790  | 6.5  | 127   | 34  | 3.7 | 2,711       | 1,281  | 2.1 | 180     | 69  | 2.6  |
| 144 | Dhaka CWH      | Sonargaon         | 199,199 | 30,943  | 6.4 | 125,370 | 24,024  | 5.2  | 134   | 55  | 2.4 | 7,236       | 3,413  | 2.1 | 0       | 88  | 0.0  |
| 145 | Dhaka CWH      | Sreenagar         | 290,480 | 40,001  | 7.3 | 114,200 | 24,451  | 4.7  | 271   | 81  | 3.3 | 6,689       | 1,584  | 4.2 | 0       | 48  | 0.0  |
| 146 | Dhaka CWH      | Sreepur           | 89,900  | 47,181  | 1.9 | 130,497 | 34,515  | 3.8  | 202   | 41  | 4.9 | 4,494       | 2,367  | 1.9 | 0       | 92  | 0.0  |
| 147 | Dhaka CWH      | Tejgaon           | 497,500 | 378,499 | 1.3 | 253,240 | 145,983 | 1.7  | 1,125 | 539 | 2.1 | 45,166      | 23,738 | 1.9 | 962     | 586 | 1.6  |
| 148 | Dhaka CWH      | Tongi             | 155,300 | 78,433  | 2.0 | 200,325 | 21,119  | 9.5  | 255   | 90  | 2.8 | 4,090       | 2,280  | 1.8 | 405     | 163 | 2.5  |
| 149 | Dhaka CWH      | Tongibari         | 45,000  | 14,344  | 3.1 | 27,510  | 9,646   | 2.9  | 86    | 23  | 3.7 | 1,080       | 581    | 1.9 | 0       | 17  | 0.0  |
| 150 | Dinajpur RWH   | Atwari            | 3,100   | 7,943   | 0.4 | 24,072  | 12,419  | 1.9  | 40    | 17  | 2.4 | 701         | 1,251  | 0.6 | 0       | 27  | 0.0  |

| SL  | Warehouse Name | Upazila Name     | Condom |        |     | Shukhi  |        |     | IUD |     |      | Injectables |       |     | Implant |     |     |
|-----|----------------|------------------|--------|--------|-----|---------|--------|-----|-----|-----|------|-------------|-------|-----|---------|-----|-----|
|     |                |                  | CBL    | AMD    | MOS | CBL     | AMD    | MOS | CBL | AMD | MOS  | CBL         | AMD   | MOS | CBL     | AMD | MOS |
| 151 | Dinajpur RWH   | Baliadangi       | 27,800 | 4,546  | 6.1 | 65,685  | 13,683 | 4.8 | 84  | 9   | 9.3  | 6,611       | 2,842 | 2.3 | 0       | 40  | 0.0 |
| 152 | Dinajpur RWH   | Biral            | 20,300 | 10,980 | 1.8 | 77,475  | 17,274 | 4.5 | 106 | 24  | 4.4  | 3,230       | 1,533 | 2.1 | 0       | 124 | 0.0 |
| 153 | Dinajpur RWH   | Birampur         | 19,800 | 7,349  | 2.7 | 61,785  | 7,903  | 7.8 | 118 | 29  | 4.1  | 2,812       | 441   | 6.4 | 0       | 103 | 0.0 |
| 154 | Dinajpur RWH   | Birganj          | 47,800 | 9,605  | 5.0 | 75,120  | 26,218 | 2.9 | 177 | 50  | 3.5  | 5,477       | 2,030 | 2.7 | 0       | 190 | 0.0 |
| 155 | Dinajpur RWH   | Bochaganj        | 14,800 | 6,134  | 2.4 | 33,357  | 13,361 | 2.5 | 99  | 28  | 3.5  | 1,977       | 1,026 | 1.9 | 0       | 39  | 0.0 |
| 156 | Dinajpur RWH   | Boda             | 13,500 | 7,578  | 1.8 | 52,095  | 18,817 | 2.8 | 116 | 29  | 4.0  | 2,225       | 2,300 | 1.0 | 0       | 163 | 0.0 |
| 157 | Dinajpur RWH   | Chirirbandar     | 35,600 | 6,121  | 5.8 | 78,270  | 17,427 | 4.5 | 60  | 16  | 3.8  | 3,746       | 1,490 | 2.5 | 0       | 75  | 0.0 |
| 158 | Dinajpur RWH   | Debiganj         | 35,200 | 13,574 | 2.6 | 75,045  | 29,098 | 2.6 | 180 | 53  | 3.4  | 8,340       | 3,794 | 2.2 | 0       | 93  | 0.0 |
| 159 | Dinajpur RWH   | Dinajpur Sadar   | 91,700 | 35,509 | 2.6 | 68,880  | 26,414 | 2.6 | 103 | 31  | 3.3  | 10,211      | 4,354 | 2.3 | 0       | 139 | 0.0 |
| 160 | Dinajpur RWH   | Fulbari          | 24,500 | 6,463  | 3.8 | 67,635  | 9,159  | 7.4 | 71  | 15  | 4.7  | 1,859       | 417   | 4.5 | 128     | 69  | 1.9 |
| 161 | Dinajpur RWH   | Haripur          | 18,900 | 6,248  | 3.0 | 33,330  | 12,284 | 2.7 | 28  | 5   | 5.6  | 1,700       | 1,552 | 1.1 | 0       | 36  | 0.0 |
| 162 | Dinajpur RWH   | Kaharole         | 16,900 | 3,866  | 4.4 | 37,029  | 10,648 | 3.5 | 131 | 9   | 14.6 | 1,626       | 990   | 1.6 | 0       | 82  | 0.0 |
| 163 | Dinajpur RWH   | Khansama         | 22,700 | 4,139  | 5.5 | 47,595  | 14,559 | 3.3 | 57  | 10  | 5.7  | 3,854       | 1,473 | 2.6 | 0       | 144 | 0.0 |
| 164 | Dinajpur RWH   | Nawabganj        | 37,300 | 10,734 | 3.5 | 60,120  | 16,254 | 3.7 | 80  | 25  | 3.2  | 5,063       | 1,838 | 2.8 | 128     | 80  | 1.6 |
| 165 | Dinajpur RWH   | Panchagarh Sadar | 25,200 | 9,649  | 2.6 | 59,895  | 21,983 | 2.7 | 130 | 19  | 6.8  | 3,296       | 3,123 | 1.1 | 0       | 45  | 0.0 |
| 166 | Dinajpur RWH   | Parbatipur       | 66,500 | 29,597 | 2.2 | 92,483  | 25,593 | 3.6 | 293 | 172 | 1.7  | 6,729       | 3,489 | 1.9 | 200     | 106 | 1.9 |
| 167 | Dinajpur RWH   | Pirganj          | 19,300 | 7,534  | 2.6 | 38,070  | 19,262 | 2.0 | 74  | 17  | 4.4  | 3,775       | 2,197 | 1.7 | 0       | 76  | 0.0 |
| 168 | Dinajpur RWH   | Ranisankail      | 13,500 | 6,791  | 2.0 | 27,060  | 15,156 | 1.8 | 40  | 10  | 4.0  | 3,380       | 1,780 | 1.9 | 0       | 108 | 0.0 |
| 169 | Dinajpur RWH   | Tentulia         | 46,800 | 5,658  | 8.3 | 52,617  | 7,627  | 6.9 | 73  | 28  | 2.6  | 2,448       | 623   | 3.9 | 0       | 27  | 0.0 |
| 170 | Dinajpur RWH   | Thakurgaon Sadar | 57,800 | 19,758 | 2.9 | 126,720 | 38,753 | 3.3 | 150 | 61  | 2.5  | 13,100      | 6,334 | 2.1 | 0       | 308 | 0.0 |
| 171 | Faridpur RWH   | Agailjhara       | 15,510 | 8,940  | 1.7 | 16,942  | 9,610  | 1.8 | 144 | 16  | 9.0  | 2,123       | 613   | 3.5 | 0       | 39  | 0.0 |
| 172 | Faridpur RWH   | Alfadanga        | 37,920 | 22,698 | 1.7 | 31,714  | 7,346  | 4.3 | 203 | 14  | 14.5 | 2,891       | 769   | 3.8 | 0       | 15  | 0.0 |
| 173 | Faridpur RWH   | Babuganj         | 13,900 | 4,930  | 2.8 | 23,685  | 6,940  | 3.4 | 118 | 36  | 3.3  | 2,306       | 747   | 3.1 | 0       | 55  | 0.0 |
| 174 | Faridpur RWH   | Baliakandi       | 47,800 | 27,379 | 1.7 | 33,210  | 17,818 | 1.9 | 92  | 35  | 2.6  | 2,979       | 1,472 | 2.0 | 256     | 64  | 4.0 |
| 175 | Faridpur RWH   | Banari Para      | 11,500 | 5,949  | 1.9 | 18,557  | 8,897  | 2.1 | 95  | 27  | 3.5  | 2,596       | 657   | 4.0 | 64      | 60  | 1.1 |

| SL  | Warehouse Name | Upazila Name               | Condom  |        |     | Shukhi |        |     | IUD |     |      | Injectables |       |     | Implant |     |      |
|-----|----------------|----------------------------|---------|--------|-----|--------|--------|-----|-----|-----|------|-------------|-------|-----|---------|-----|------|
|     |                |                            | CBL     | AMD    | MOS | CBL    | AMD    | MOS | CBL | AMD | MOS  | CBL         | AMD   | MOS | CBL     | AMD | MOS  |
| 176 | Faridpur RWH   | Barisal Sadar<br>(kotwali) | 69,800  | 43,157 | 1.6 | 43,855 | 23,024 | 1.9 | 154 | 77  | 2.0  | 9,537       | 4,209 | 2.3 | 31      | 144 | 0.2  |
| 177 | Faridpur RWH   | Bhanga                     | 79,700  | 23,752 | 3.4 | 33,400 | 16,170 | 2.1 | 329 | 63  | 5.2  | 1,690       | 906   | 1.9 | 192     | 34  | 5.6  |
| 178 | Faridpur RWH   | Bhedarganj                 | 28,700  | 15,027 | 1.9 | 20,685 | 10,293 | 2.0 | 90  | 33  | 2.7  | 4,136       | 2,158 | 1.9 | 64      | 44  | 1.5  |
| 179 | Faridpur RWH   | Boalmari                   | 61,500  | 29,235 | 2.1 | 32,740 | 16,314 | 2.0 | 178 | 44  | 4.0  | 5,394       | 1,620 | 3.3 | 256     | 28  | 9.1  |
| 180 | Faridpur RWH   | Char Bhadrasan             | 19,000  | 8,442  | 2.3 | 7,269  | 2,999  | 2.4 | 88  | 15  | 5.9  | 781         | 259   | 3.0 | 0       | 19  | 0.0  |
| 181 | Faridpur RWH   | Damudya                    | 25,100  | 7,189  | 3.5 | 27,000 | 5,145  | 5.2 | 39  | 18  | 2.2  | 2,526       | 605   | 4.2 | 64      | 18  | 3.6  |
| 182 | Faridpur RWH   | Faridpur Sadar             | 102,600 | 57,149 | 1.8 | 48,455 | 23,772 | 2.0 | 241 | 64  | 3.8  | 8,383       | 3,595 | 2.3 | 0       | 146 | 0.0  |
| 183 | Faridpur RWH   | Gaurnadi                   | 25,800  | 8,976  | 2.9 | 25,270 | 9,917  | 2.5 | 74  | 35  | 2.1  | 4,716       | 1,062 | 4.4 | 128     | 57  | 2.2  |
| 184 | Faridpur RWH   | Goalanda                   | 42,700  | 22,581 | 1.9 | 16,260 | 7,603  | 2.1 | 107 | 17  | 6.3  | 3,316       | 1,682 | 2.0 | 128     | 64  | 2.0  |
| 185 | Faridpur RWH   | Gopalganj Sadar            | 78,000  | 36,680 | 2.1 | 43,280 | 18,803 | 2.3 | 193 | 70  | 2.8  | 5,038       | 1,549 | 3.3 | 320     | 47  | 6.8  |
| 186 | Faridpur RWH   | Gosairhat                  | 27,500  | 15,694 | 1.8 | 20,760 | 10,597 | 2.0 | 197 | 67  | 2.9  | 2,376       | 1,154 | 2.1 | 320     | 22  | 14.5 |
| 187 | Faridpur RWH   | Jhalokati Sadar            | 27,200  | 12,003 | 2.3 | 22,515 | 9,908  | 2.3 | 119 | 34  | 3.5  | 2,774       | 1,089 | 2.5 | 64      | 92  | 0.7  |
| 188 | Faridpur RWH   | Kalkini                    | 26,600  | 14,356 | 1.9 | 27,285 | 15,530 | 1.8 | 144 | 30  | 4.8  | 2,813       | 1,472 | 1.9 | 0       | 92  | 0.0  |
| 189 | Faridpur RWH   | Kashiani                   | 64,600  | 27,230 | 2.4 | 46,130 | 17,609 | 2.6 | 263 | 28  | 9.4  | 5,953       | 1,596 | 3.7 | 192     | 31  | 6.2  |
| 190 | Faridpur RWH   | Kotalipara                 | 52,300  | 10,045 | 5.2 | 49,215 | 15,753 | 3.1 | 151 | 12  | 12.6 | 1,671       | 740   | 2.3 | 0       | 63  | 0.0  |
| 191 | Faridpur RWH   | Madaripur Sadar            | 43,000  | 20,553 | 2.1 | 50,385 | 22,629 | 2.2 | 199 | 88  | 2.3  | 8,878       | 4,734 | 1.9 | 320     | 179 | 1.8  |
| 192 | Faridpur RWH   | Madhukhali                 | 34,600  | 19,015 | 1.8 | 35,190 | 18,028 | 2.0 | 142 | 43  | 3.3  | 3,994       | 1,826 | 2.2 | 0       | 69  | 0.0  |
| 193 | Faridpur RWH   | Muksudpur                  | 75,700  | 38,338 | 2.0 | 59,152 | 30,486 | 1.9 | 204 | 52  | 3.9  | 4,652       | 2,269 | 2.1 | 256     | 43  | 6.0  |
| 194 | Faridpur RWH   | Nagarkanda                 | 43,700  | 21,022 | 2.1 | 27,700 | 14,105 | 2.0 | 172 | 32  | 5.4  | 2,614       | 823   | 3.2 | 0       | 58  | 0.0  |
| 195 | Faridpur RWH   | Naria                      | 39,900  | 13,602 | 2.9 | 33,440 | 12,310 | 2.7 | 205 | 40  | 5.1  | 1,957       | 1,038 | 1.9 | 0       | 48  | 0.0  |
| 196 | Faridpur RWH   | Nesarabad<br>(swarupkati)  | 23,000  | 8,430  | 2.7 | 26,985 | 11,502 | 2.3 | 119 | 24  | 5.0  | 2,805       | 992   | 2.8 | 0       | 41  | 0.0  |
| 197 | Faridpur RWH   | Pangsha                    | 126,200 | 39,903 | 3.2 | 57,080 | 28,484 | 2.0 | 131 | 66  | 2.0  | 6,267       | 3,318 | 1.9 | 448     | 216 | 2.1  |
| 198 | Faridpur RWH   | Rajbari Sadar              | 57,500  | 31,915 | 1.8 | 34,665 | 17,233 | 2.0 | 203 | 117 | 1.7  | 5,799       | 2,676 | 2.2 | 256     | 195 | 1.3  |
| 199 | Faridpur RWH   | Rajoir                     | 33,100  | 18,505 | 1.8 | 27,495 | 16,575 | 1.7 | 67  | 29  | 2.3  | 3,700       | 1,821 | 2.0 | 0       | 56  | 0.0  |
| 200 | Faridpur RWH   | Sadarpur                   | 39,800  | 14,712 | 2.7 | 48,146 | 8,030  | 6.0 | 162 | 34  | 4.8  | 2,240       | 842   | 2.7 | 0       | 49  | 0.0  |

| SL  | Warehouse Name | Upazila Name     | Condom  |        |      | Shukhi  |        |      | IUD |     |      | Injectables |       |     | Implant |     |     |
|-----|----------------|------------------|---------|--------|------|---------|--------|------|-----|-----|------|-------------|-------|-----|---------|-----|-----|
|     |                |                  | CBL     | AMD    | MOS  | CBL     | AMD    | MOS  | CBL | AMD | MOS  | CBL         | AMD   | MOS | CBL     | AMD | MOS |
| 201 | Faridpur RWH   | Saltha           | 30,500  | 15,293 | 2.0  | 20,805  | 10,700 | 1.9  | 132 | 38  | 3.5  | 1,747       | 788   | 2.2 | 64      | 53  | 1.2 |
| 202 | Faridpur RWH   | Shariatpur Sadar | 30,600  | 15,782 | 1.9  | 24,536  | 9,713  | 2.5  | 98  | 43  | 2.3  | 3,677       | 1,500 | 2.5 | 128     | 45  | 2.8 |
| 203 | Faridpur RWH   | Shib Char        | 65,000  | 32,213 | 2.0  | 47,520  | 26,798 | 1.8  | 200 | 30  | 6.7  | 5,600       | 3,088 | 1.8 | 0       | 89  | 0.0 |
| 204 | Faridpur RWH   | Tungipara        | 47,200  | 17,771 | 2.7  | 26,447  | 11,801 | 2.2  | 94  | 13  | 7.2  | 1,883       | 777   | 2.4 | 0       | 28  | 0.0 |
| 205 | Faridpur RWH   | Wazirpur         | 25,600  | 13,803 | 1.9  | 28,335  | 15,301 | 1.9  | 133 | 24  | 5.5  | 3,473       | 1,181 | 2.9 | 128     | 110 | 1.2 |
| 206 | Faridpur RWH   | Zanjira          | 39,500  | 19,378 | 2.0  | 24,060  | 11,675 | 2.1  | 54  | 39  | 1.4  | 2,793       | 1,163 | 2.4 | 0       | 64  | 0.0 |
| 207 | Jamalpur RWH   | Bakshiganj       | 38,500  | 17,802 | 2.2  | 30,150  | 14,086 | 2.1  | 95  | 32  | 3.0  | 2,260       | 1,109 | 2.0 | 576     | 62  | 9.3 |
| 208 | Jamalpur RWH   | Char Rajibpur    | 115,500 | 45,862 | 2.5  | 47,512  | 7,542  | 6.3  | 100 | 15  | 6.7  | 3,407       | 1,389 | 2.5 | 256     | 38  | 6.7 |
| 209 | Jamalpur RWH   | Dewanganj        | 60,800  | 31,056 | 2.0  | 44,145  | 18,398 | 2.4  | 100 | 49  | 2.0  | 7,210       | 3,742 | 1.9 | 400     | 51  | 7.8 |
| 210 | Jamalpur RWH   | Islampur         | 83,400  | 34,617 | 2.4  | 64,774  | 25,433 | 2.5  | 121 | 52  | 2.3  | 7,035       | 2,773 | 2.5 | 66      | 99  | 0.7 |
| 211 | Jamalpur RWH   | Jamalpur Sadar   | 85,800  | 57,284 | 1.5  | 90,538  | 45,904 | 2.0  | 246 | 90  | 2.7  | 12,194      | 5,742 | 2.1 | 600     | 237 | 2.5 |
| 212 | Jamalpur RWH   | Jhenaigati       | 102,600 | 14,618 | 7.0  | 88,650  | 16,675 | 5.3  | 115 | 15  | 7.7  | 2,614       | 1,401 | 1.9 | 64      | 57  | 1.1 |
| 213 | Jamalpur RWH   | Madarganj        | 90,900  | 19,016 | 4.8  | 71,205  | 16,312 | 4.4  | 155 | 73  | 2.1  | 2,350       | 1,222 | 1.9 | 392     | 77  | 5.1 |
| 214 | Jamalpur RWH   | Melandaha        | 67,900  | 30,025 | 2.3  | 73,560  | 23,904 | 3.1  | 120 | 45  | 2.7  | 7,000       | 3,347 | 2.1 | 200     | 78  | 2.6 |
| 215 | Jamalpur RWH   | Nakla            | 271,500 | 13,658 | 19.9 | 246,660 | 16,934 | 14.6 | 88  | 26  | 3.4  | 3,703       | 1,820 | 2.0 | 86      | 100 | 0.9 |
| 216 | Jamalpur RWH   | Nalitabari       | 71,100  | 23,596 | 3.0  | 58,680  | 21,314 | 2.8  | 48  | 26  | 1.8  | 3,466       | 1,660 | 2.1 | 0       | 111 | 0.0 |
| 217 | Jamalpur RWH   | Raumari          | 104,500 | 46,634 | 2.2  | 45,975  | 13,173 | 3.5  | 63  | 22  | 2.9  | 5,092       | 2,671 | 1.9 | 172     | 52  | 3.3 |
| 218 | Jamalpur RWH   | Sarishabari      | 118,500 | 29,951 | 4.0  | 117,780 | 24,003 | 4.9  | 113 | 60  | 1.9  | 4,341       | 2,130 | 2.0 | 0       | 93  | 0.0 |
| 219 | Jamalpur RWH   | Sherpur Sadar    | 106,200 | 43,616 | 2.4  | 94,630  | 34,403 | 2.8  | 248 | 88  | 2.8  | 18,255      | 8,948 | 2.0 | 28      | 120 | 0.2 |
| 220 | Jamalpur RWH   | Sreebardi        | 181,400 | 23,023 | 7.9  | 174,000 | 18,795 | 9.3  | 76  | 10  | 7.6  | 4,887       | 1,965 | 2.5 | 128     | 95  | 1.3 |
| 221 | Jessore RWH    | Abhaynagar       | 49,700  | 24,369 | 2.0  | 26,265  | 12,530 | 2.1  | 102 | 30  | 3.4  | 5,982       | 3,002 | 2.0 | 128     | 53  | 2.4 |
| 222 | Jessore RWH    | Bagher Para      | 71,100  | 33,564 | 2.1  | 33,160  | 15,170 | 2.2  | 133 | 63  | 2.1  | 4,013       | 2,098 | 1.9 | 128     | 89  | 1.4 |
| 223 | Jessore RWH    | Chaugachha       | 96,048  | 23,405 | 4.1  | 84,960  | 12,599 | 6.7  | 344 | 14  | 24.6 | 10,760      | 1,724 | 6.2 | 64      | 45  | 1.4 |
| 224 | Jessore RWH    | Harinakunda      | 54,400  | 8,737  | 6.2  | 48,010  | 17,228 | 2.8  | 154 | 21  | 7.3  | 4,535       | 1,193 | 3.8 | 192     | 76  | 2.5 |
| 225 | Jessore RWH    | Jessore Sadar    | 195,700 | 92,464 | 2.1  | 94,935  | 50,447 | 1.9  | 219 | 88  | 2.5  | 16,792      | 8,893 | 1.9 | 134     | 174 | 0.8 |



| SL  | Warehouse Name | Upazila Name    | Condom  |        |     | Shukhi  |        |      | IUD |     |      | Injectables |       |     | Implant |     |     |
|-----|----------------|-----------------|---------|--------|-----|---------|--------|------|-----|-----|------|-------------|-------|-----|---------|-----|-----|
|     |                |                 | CBL     | AMD    | MOS | CBL     | AMD    | MOS  | CBL | AMD | MOS  | CBL         | AMD   | MOS | CBL     | AMD | MOS |
| 226 | Jessore RWH    | Jhenaidah Sadar | 115,200 | 39,660 | 2.9 | 102,915 | 31,735 | 3.2  | 632 | 114 | 5.5  | 24,750      | 4,244 | 5.8 | 88      | 160 | 0.6 |
| 227 | Jessore RWH    | Jhikargachha    | 46,500  | 19,663 | 2.4 | 27,900  | 13,814 | 2.0  | 150 | 44  | 3.4  | 4,900       | 2,618 | 1.9 | 10      | 45  | 0.2 |
| 228 | Jessore RWH    | Kalia           | 64,100  | 19,543 | 3.3 | 28,480  | 11,818 | 2.4  | 145 | 30  | 4.8  | 1,925       | 843   | 2.3 | 64      | 36  | 1.8 |
| 229 | Jessore RWH    | Kaliganj        | 106,300 | 19,013 | 5.6 | 72,780  | 17,146 | 4.2  | 360 | 18  | 20.0 | 9,046       | 1,363 | 6.6 | 218     | 32  | 6.8 |
| 230 | Jessore RWH    | Keshabpur       | 36,600  | 16,696 | 2.2 | 25,035  | 12,549 | 2.0  | 80  | 22  | 3.6  | 4,984       | 2,560 | 1.9 | 256     | 62  | 4.1 |
| 231 | Jessore RWH    | Kotchandpur     | 74,480  | 7,962  | 9.4 | 48,915  | 7,810  | 6.3  | 220 | 12  | 18.3 | 6,850       | 1,288 | 5.3 | 192     | 34  | 5.6 |
| 232 | Jessore RWH    | Lohagara        | 55,100  | 21,808 | 2.5 | 40,800  | 16,231 | 2.5  | 250 | 53  | 4.7  | 4,492       | 1,753 | 2.6 | 0       | 47  | 0.0 |
| 233 | Jessore RWH    | Magura Sadar    | 66,900  | 37,213 | 1.8 | 69,640  | 34,254 | 2.0  | 180 | 71  | 2.5  | 8,217       | 4,099 | 2.0 | 256     | 130 | 2.0 |
| 234 | Jessore RWH    | Maheshpur       | 50,900  | 25,141 | 2.0 | 55,620  | 16,805 | 3.3  | 204 | 36  | 5.7  | 15,300      | 3,632 | 4.2 | 192     | 35  | 5.5 |
| 235 | Jessore RWH    | Manirampur      | 93,600  | 31,171 | 3.0 | 53,685  | 28,503 | 1.9  | 366 | 129 | 2.8  | 15,475      | 7,012 | 2.2 | 256     | 88  | 2.9 |
| 236 | Jessore RWH    | Mohammadpur     | 54,300  | 7,735  | 7.0 | 49,265  | 11,995 | 4.1  | 246 | 22  | 11.2 | 2,582       | 1,019 | 2.5 | 90      | 54  | 1.7 |
| 237 | Jessore RWH    | Narail Sadar    | 124,000 | 31,329 | 4.0 | 60,610  | 21,591 | 2.8  | 330 | 40  | 8.3  | 6,375       | 2,227 | 2.9 | 0       | 68  | 0.0 |
| 238 | Jessore RWH    | Shailkupa       | 85,100  | 30,994 | 2.7 | 75,990  | 30,671 | 2.5  | 230 | 29  | 7.9  | 8,412       | 1,945 | 4.3 | 64      | 167 | 0.4 |
| 239 | Jessore RWH    | Shalikhha       | 31,300  | 6,579  | 4.8 | 37,680  | 8,926  | 4.2  | 73  | 26  | 2.8  | 1,333       | 597   | 2.2 | 192     | 59  | 3.3 |
| 240 | Jessore RWH    | Sharsha         | 75,500  | 38,427 | 2.0 | 45,810  | 21,526 | 2.1  | 167 | 42  | 4.0  | 7,579       | 3,819 | 2.0 | 0       | 72  | 0.0 |
| 241 | Jessore RWH    | Sreepur         | 59,000  | 15,605 | 3.8 | 47,430  | 13,753 | 3.4  | 70  | 24  | 2.9  | 3,914       | 1,329 | 2.9 | 128     | 83  | 1.5 |
| 242 | Khulna RWH     | Assasuni        | 42,000  | 18,605 | 2.3 | 45,120  | 22,194 | 2.0  | 89  | 11  | 8.1  | 3,288       | 1,443 | 2.3 | 0       | 62  | 0.0 |
| 243 | Khulna RWH     | Bagerhat Sadar  | 35,800  | 30,631 | 1.2 | 29,970  | 20,459 | 1.5  | 162 | 64  | 2.5  | 5,070       | 2,332 | 2.2 | 0       | 85  | 0.0 |
| 244 | Khulna RWH     | Batiaghata      | 56,400  | 16,978 | 3.3 | 32,220  | 13,545 | 2.4  | 63  | 44  | 1.4  | 1,913       | 966   | 2.0 | 0       | 31  | 0.0 |
| 245 | Khulna RWH     | Bhandaria       | 30,300  | 12,561 | 2.4 | 19,275  | 7,852  | 2.5  | 93  | 21  | 4.4  | 1,983       | 1,045 | 1.9 | 64      | 48  | 1.3 |
| 246 | Khulna RWH     | Chitalmari      | 41,700  | 20,370 | 2.0 | 26,900  | 9,382  | 2.9  | 117 | 10  | 11.7 | 2,602       | 1,183 | 2.2 | 0       | 27  | 0.0 |
| 247 | Khulna RWH     | Dacope          | 71,400  | 7,513  | 9.5 | 45,750  | 11,804 | 3.9  | 63  | 3   | 21.0 | 1,635       | 794   | 2.1 | 0       | 77  | 0.0 |
| 248 | Khulna RWH     | Daulatpur       | 337,900 | 73,522 | 4.6 | 198,135 | 22,449 | 8.8  | 180 | 71  | 2.5  | 10,800      | 6,255 | 1.7 | 0       | 222 | 0.0 |
| 249 | Khulna RWH     | Debhata         | 25,200  | 12,952 | 1.9 | 22,770  | 8,638  | 2.6  | 67  | 8   | 8.4  | 1,526       | 553   | 2.8 | 64      | 32  | 2.0 |
| 250 | Khulna RWH     | Dumuria         | 154,300 | 29,313 | 5.3 | 249,220 | 21,319 | 11.7 | 162 | 63  | 2.6  | 5,018       | 2,395 | 2.1 | 192     | 135 | 1.4 |

| SL  | Warehouse Name | Upazila Name   | Condom  |         |      | Shukhi  |        |      | IUD |     |     | Injectables |       |     | Implant |     |     |
|-----|----------------|----------------|---------|---------|------|---------|--------|------|-----|-----|-----|-------------|-------|-----|---------|-----|-----|
|     |                |                | CBL     | AMD     | MOS  | CBL     | AMD    | MOS  | CBL | AMD | MOS | CBL         | AMD   | MOS | CBL     | AMD | MOS |
| 251 | Khulna RWH     | Fakirhat       | 45,900  | 15,113  | 3.0  | 31,725  | 8,461  | 3.7  | 92  | 20  | 4.6 | 1,219       | 842   | 1.4 | 0       | 51  | 0.0 |
| 252 | Khulna RWH     | Kachua         | 39,600  | 18,470  | 2.1  | 21,375  | 8,474  | 2.5  | 85  | 25  | 3.4 | 1,895       | 802   | 2.4 | 0       | 31  | 0.0 |
| 253 | Khulna RWH     | Kalaroa        | 84,000  | 25,872  | 3.2  | 33,930  | 10,993 | 3.1  | 109 | 22  | 5.0 | 720         | 1,677 | 0.4 | 10      | 54  | 0.2 |
| 254 | Khulna RWH     | Kaliganj       | 523,000 | 25,866  | 20.2 | 183,645 | 20,610 | 8.9  | 90  | 16  | 5.6 | 2,840       | 1,335 | 2.1 | 336     | 46  | 7.3 |
| 255 | Khulna RWH     | Kanthalia      | 27,000  | 7,461   | 3.6  | 15,150  | 5,790  | 2.6  | 51  | 16  | 3.2 | 2,173       | 762   | 2.9 | 84      | 34  | 2.5 |
| 256 | Khulna RWH     | Kawkhali       | 12,900  | 4,446   | 2.9  | 11,405  | 3,619  | 3.2  | 55  | 20  | 2.8 | 935         | 375   | 2.5 | 0       | 22  | 0.0 |
| 257 | Khulna RWH     | Khulna Sadar   | 165,800 | 139,291 | 1.2  | 91,375  | 42,108 | 2.2  | 241 | 127 | 1.9 | 11,279      | 6,157 | 1.8 | 142     | 116 | 1.2 |
| 258 | Khulna RWH     | Koyra          | 48,600  | 14,487  | 3.4  | 42,840  | 20,468 | 2.1  | 61  | 14  | 4.4 | 1,276       | 610   | 2.1 | 128     | 28  | 4.6 |
| 259 | Khulna RWH     | Mathbaria      | 132,600 | 13,287  | 10.0 | 86,205  | 17,396 | 5.0  | 167 | 59  | 2.8 | 4,062       | 1,711 | 2.4 | 128     | 37  | 3.5 |
| 260 | Khulna RWH     | Mollahat       | 28,200  | 14,415  | 2.0  | 27,365  | 11,248 | 2.4  | 60  | 21  | 2.9 | 1,502       | 596   | 2.5 | 0       | 50  | 0.0 |
| 261 | Khulna RWH     | Mongla         | 52,200  | 25,749  | 2.0  | 31,005  | 12,250 | 2.5  | 127 | 34  | 3.7 | 3,967       | 1,674 | 2.4 | 64      | 26  | 2.5 |
| 262 | Khulna RWH     | Morrelganj     | 126,400 | 26,434  | 4.8  | 416,175 | 25,469 | 16.3 | 284 | 75  | 3.8 | 5,791       | 2,229 | 2.6 | 0       | 83  | 0.0 |
| 263 | Khulna RWH     | Nazirpur       | 32,100  | 13,350  | 2.4  | 27,420  | 11,137 | 2.5  | 110 | 24  | 4.6 | 2,740       | 1,258 | 2.2 | 0       | 28  | 0.0 |
| 264 | Khulna RWH     | Paikgachha     | 64,100  | 12,884  | 5.0  | 54,000  | 19,093 | 2.8  | 110 | 19  | 5.8 | 2,825       | 1,117 | 2.5 | 64      | 89  | 0.7 |
| 265 | Khulna RWH     | Phultala       | 57,600  | 20,959  | 2.7  | 22,755  | 7,762  | 2.9  | 79  | 26  | 3.0 | 2,565       | 1,123 | 2.3 | 0       | 20  | 0.0 |
| 266 | Khulna RWH     | Pirojpur Sadar | 37,600  | 12,135  | 3.1  | 20,025  | 8,379  | 2.4  | 139 | 45  | 3.1 | 2,520       | 1,100 | 2.3 | 192     | 57  | 3.4 |
| 267 | Khulna RWH     | Rajapur        | 22,400  | 9,454   | 2.4  | 13,650  | 6,461  | 2.1  | 60  | 13  | 4.6 | 1,543       | 725   | 2.1 | 30      | 20  | 1.5 |
| 268 | Khulna RWH     | Rampal         | 102,200 | 20,137  | 5.1  | 42,145  | 12,183 | 3.5  | 114 | 22  | 5.2 | 1,716       | 504   | 3.4 | 50      | 20  | 2.5 |
| 269 | Khulna RWH     | Rupsa          | 40,200  | 18,986  | 2.1  | 25,725  | 11,509 | 2.2  | 144 | 56  | 2.6 | 2,044       | 750   | 2.7 | 0       | 78  | 0.0 |
| 270 | Khulna RWH     | Sarankhola     | 47,000  | 15,324  | 3.1  | 40,500  | 10,545 | 3.8  | 100 | 25  | 4.0 | 2,682       | 1,407 | 1.9 | 148     | 22  | 6.7 |
| 271 | Khulna RWH     | Satkhira Sadar | 109,100 | 59,917  | 1.8  | 44,275  | 23,567 | 1.9  | 101 | 66  | 1.5 | 9,676       | 4,477 | 2.2 | 578     | 88  | 6.6 |
| 272 | Khulna RWH     | Shyamnagar     | 554,500 | 19,245  | 28.8 | 168,300 | 25,750 | 6.5  | 69  | 17  | 4.1 | 2,826       | 1,161 | 2.4 | 120     | 72  | 1.7 |
| 273 | Khulna RWH     | Tala           | 31,000  | 15,874  | 2.0  | 37,866  | 18,409 | 2.1  | 148 | 62  | 2.4 | 4,754       | 2,265 | 2.1 | 64      | 80  | 0.8 |
| 274 | Khulna RWH     | Terokhada      | 144,900 | 18,321  | 7.9  | 84,660  | 10,637 | 8.0  | 65  | 18  | 3.6 | 1,575       | 531   | 3.0 | 0       | 36  | 0.0 |
| 275 | Khulna RWH     | Zianagar       | 14,200  | 3,462   | 4.1  | 11,040  | 3,459  | 3.2  | 52  | 28  | 1.9 | 1,350       | 544   | 2.5 | 34      | 22  | 1.5 |

| SL  | Warehouse Name | Upazila Name    | Condom  |        |     | Shukhi |        |     | IUD |     |      | Injectables |       |     | Implant |     |     |
|-----|----------------|-----------------|---------|--------|-----|--------|--------|-----|-----|-----|------|-------------|-------|-----|---------|-----|-----|
|     |                |                 | CBL     | AMD    | MOS | CBL    | AMD    | MOS | CBL | AMD | MOS  | CBL         | AMD   | MOS | CBL     | AMD | MOS |
| 276 | Kushtia RWH    | Alamdanga       | 39,300  | 19,526 | 2.0 | 40,980 | 20,581 | 2.0 | 50  | 32  | 1.6  | 6,050       | 3,189 | 1.9 | 192     | 92  | 2.1 |
| 277 | Kushtia RWH    | Bheramara       | 57,100  | 28,121 | 2.0 | 25,035 | 11,188 | 2.2 | 35  | 11  | 3.2  | 4,126       | 2,012 | 2.1 | 0       | 20  | 0.0 |
| 278 | Kushtia RWH    | Chuadanga Sadar | 61,100  | 32,281 | 1.9 | 36,060 | 17,134 | 2.1 | 90  | 46  | 2.0  | 7,496       | 3,724 | 2.0 | 0       | 48  | 0.0 |
| 279 | Kushtia RWH    | Damurhuda       | 53,400  | 25,825 | 2.1 | 28,680 | 14,709 | 1.9 | 84  | 32  | 2.6  | 6,254       | 3,146 | 2.0 | 128     | 75  | 1.7 |
| 280 | Kushtia RWH    | Daulatpur       | 92,900  | 47,570 | 2.0 | 52,800 | 25,695 | 2.1 | 54  | 7   | 7.7  | 9,140       | 4,292 | 2.1 | 0       | 25  | 0.0 |
| 281 | Kushtia RWH    | Gangni          | 123,400 | 42,959 | 2.9 | 48,810 | 20,451 | 2.4 | 73  | 21  | 3.5  | 12,197      | 5,397 | 2.3 | 2       | 40  | 0.1 |
| 282 | Kushtia RWH    | Jiban Nagar     | 27,100  | 13,009 | 2.1 | 20,535 | 10,730 | 1.9 | 80  | 34  | 2.4  | 4,017       | 2,004 | 2.0 | 0       | 77  | 0.0 |
| 283 | Kushtia RWH    | Khoksa          | 41,000  | 18,662 | 2.2 | 18,025 | 8,723  | 2.1 | 24  | 2   | 12.0 | 1,282       | 598   | 2.1 | 0       | 35  | 0.0 |
| 284 | Kushtia RWH    | Kumarkhali      | 64,880  | 33,192 | 2.0 | 32,136 | 15,652 | 2.1 | 30  | 16  | 1.9  | 6,217       | 3,021 | 2.1 | 0       | 33  | 0.0 |
| 285 | Kushtia RWH    | Kushtia Sadar   | 92,000  | 50,585 | 1.8 | 72,270 | 31,342 | 2.3 | 68  | 68  | 1.0  | 11,974      | 5,522 | 2.2 | 233     | 159 | 1.5 |
| 286 | Kushtia RWH    | Meherpur Sadar  | 77,300  | 38,621 | 2.0 | 24,300 | 12,819 | 1.9 | 31  | 21  | 1.5  | 6,375       | 2,959 | 2.2 | 40      | 25  | 1.6 |
| 287 | Kushtia RWH    | Mirpur          | 59,500  | 27,702 | 2.1 | 38,475 | 19,122 | 2.0 | 42  | 16  | 2.6  | 5,205       | 2,441 | 2.1 | 0       | 28  | 0.0 |
| 288 | Kushtia RWH    | Mujib Nagar     | 19,900  | 9,053  | 2.2 | 7,620  | 3,387  | 2.2 | 20  | 6   | 3.3  | 3,411       | 1,482 | 2.3 | 0       | 5   | 0.0 |
| 289 | Mymensingh RWH | Atpara          | 32,000  | 12,346 | 2.6 | 40,795 | 15,354 | 2.7 | 107 | 19  | 5.6  | 1,622       | 838   | 1.9 | 92      | 71  | 1.3 |
| 290 | Mymensingh RWH | Austagram       | 46,600  | 18,799 | 2.5 | 26,460 | 11,505 | 2.3 | 63  | 28  | 2.3  | 2,638       | 1,258 | 2.1 | 0       | 24  | 0.0 |
| 291 | Mymensingh RWH | Bajitpur        | 47,400  | 21,901 | 2.2 | 37,680 | 15,872 | 2.4 | 83  | 19  | 4.4  | 2,280       | 975   | 2.3 | 0       | 55  | 0.0 |
| 292 | Mymensingh RWH | Barhatta        | 42,300  | 16,799 | 2.5 | 39,450 | 14,620 | 2.7 | 100 | 27  | 3.7  | 3,498       | 1,583 | 2.2 | 0       | 36  | 0.0 |
| 293 | Mymensingh RWH | Bhairab         | 82,500  | 34,790 | 2.4 | 48,570 | 22,415 | 2.2 | 264 | 85  | 3.1  | 4,525       | 2,158 | 2.1 | 64      | 89  | 0.7 |
| 294 | Mymensingh RWH | Bhaluka         | 65,800  | 27,642 | 2.4 | 78,885 | 29,791 | 2.6 | 250 | 80  | 3.1  | 4,307       | 1,848 | 2.3 | 0       | 193 | 0.0 |
| 295 | Mymensingh RWH | Dharampasha     | 51,000  | 20,775 | 2.5 | 40,080 | 17,171 | 2.3 | 115 | 12  | 9.6  | 3,930       | 1,916 | 2.1 | 128     | 18  | 7.1 |
| 296 | Mymensingh RWH | Dhobaura        | 51,200  | 23,511 | 2.2 | 34,035 | 17,042 | 2.0 | 58  | 13  | 4.5  | 3,150       | 1,597 | 2.0 | 148     | 59  | 2.5 |
| 297 | Mymensingh RWH | Durgapur        | 49,400  | 23,388 | 2.1 | 36,009 | 18,044 | 2.0 | 164 | 47  | 3.5  | 4,398       | 2,416 | 1.8 | 158     | 82  | 1.9 |
| 298 | Mymensingh RWH | Fulbaria        | 46,100  | 22,323 | 2.1 | 75,570 | 44,243 | 1.7 | 136 | 48  | 2.8  | 3,031       | 1,544 | 2.0 | 256     | 129 | 2.0 |
| 299 | Mymensingh RWH | Gaffargaon      | 105,200 | 49,295 | 2.1 | 87,735 | 35,525 | 2.5 | 78  | 23  | 3.4  | 4,687       | 2,258 | 2.1 | 128     | 103 | 1.2 |
| 300 | Mymensingh RWH | Gauripur        | 45,900  | 21,623 | 2.1 | 57,990 | 24,954 | 2.3 | 127 | 45  | 2.8  | 3,919       | 2,027 | 1.9 | 256     | 64  | 4.0 |

| SL  | Warehouse Name | Upazila Name      | Condom  |        |     | Shukhi  |        |     | IUD |     |      | Injectables |       |     | Implant |     |      |
|-----|----------------|-------------------|---------|--------|-----|---------|--------|-----|-----|-----|------|-------------|-------|-----|---------|-----|------|
|     |                |                   | CBL     | AMD    | MOS | CBL     | AMD    | MOS | CBL | AMD | MOS  | CBL         | AMD   | MOS | CBL     | AMD | MOS  |
| 301 | Mymensingh RWH | Haluaghat         | 71,700  | 24,586 | 2.9 | 77,715  | 29,819 | 2.6 | 222 | 13  | 17.1 | 4,064       | 1,959 | 2.1 | 512     | 88  | 5.8  |
| 302 | Mymensingh RWH | Hossainpur        | 37,100  | 17,047 | 2.2 | 44,640  | 19,129 | 2.3 | 105 | 46  | 2.3  | 3,064       | 1,464 | 2.1 | 0       | 63  | 0.0  |
| 303 | Mymensingh RWH | Ishwarganj        | 44,600  | 20,352 | 2.2 | 77,620  | 42,400 | 1.8 | 84  | 13  | 6.5  | 3,180       | 1,873 | 1.7 | 512     | 100 | 5.1  |
| 304 | Mymensingh RWH | Itna              | 41,800  | 18,801 | 2.2 | 41,790  | 16,892 | 2.5 | 92  | 21  | 4.4  | 1,321       | 700   | 1.9 | 0       | 38  | 0.0  |
| 305 | Mymensingh RWH | Kalmakanda        | 96,400  | 41,123 | 2.3 | 48,075  | 24,736 | 1.9 | 95  | 16  | 5.9  | 4,267       | 1,802 | 2.4 | 8       | 42  | 0.2  |
| 306 | Mymensingh RWH | Karimganj         | 46,900  | 19,717 | 2.4 | 56,900  | 21,198 | 2.7 | 114 | 39  | 2.9  | 2,895       | 1,380 | 2.1 | 128     | 121 | 1.1  |
| 307 | Mymensingh RWH | Katiadi           | 79,800  | 36,290 | 2.2 | 51,735  | 19,621 | 2.6 | 113 | 51  | 2.2  | 5,087       | 2,372 | 2.1 | 0       | 61  | 0.0  |
| 308 | Mymensingh RWH | Kendua            | 34,100  | 15,952 | 2.1 | 53,940  | 24,630 | 2.2 | 201 | 61  | 3.3  | 2,942       | 1,430 | 2.1 | 262     | 127 | 2.1  |
| 309 | Mymensingh RWH | Khaliajuri        | 25,300  | 6,759  | 3.7 | 23,290  | 6,372  | 3.7 | 60  | 7   | 8.6  | 1,218       | 535   | 2.3 | 50      | 12  | 4.2  |
| 310 | Mymensingh RWH | Kishoreganj Sadar | 107,100 | 49,780 | 2.2 | 67,710  | 31,730 | 2.1 | 302 | 107 | 2.8  | 5,018       | 2,460 | 2.0 | 68      | 115 | 0.6  |
| 311 | Mymensingh RWH | Kuliar Char       | 39,600  | 17,455 | 2.3 | 32,980  | 15,069 | 2.2 | 115 | 21  | 5.5  | 2,646       | 1,365 | 1.9 | 0       | 71  | 0.0  |
| 312 | Mymensingh RWH | Madan             | 32,300  | 12,252 | 2.6 | 31,250  | 13,870 | 2.3 | 51  | 16  | 3.2  | 1,654       | 688   | 2.4 | 0       | 67  | 0.0  |
| 313 | Mymensingh RWH | Mithamain         | 30,400  | 14,024 | 2.2 | 18,675  | 8,933  | 2.1 | 102 | 12  | 8.5  | 666         | 263   | 2.5 | 128     | 19  | 6.7  |
| 314 | Mymensingh RWH | Mohanganj         | 40,300  | 12,629 | 3.2 | 29,645  | 20,226 | 1.5 | 94  | 34  | 2.8  | 2,934       | 1,053 | 2.8 | 0       | 61  | 0.0  |
| 315 | Mymensingh RWH | Muktagachha       | 79,000  | 29,851 | 2.6 | 115,575 | 43,075 | 2.7 | 48  | 15  | 3.2  | 4,300       | 1,974 | 2.2 | 0       | 139 | 0.0  |
| 316 | Mymensingh RWH | Mymensingh Sadar  | 196,400 | 91,153 | 2.2 | 131,850 | 54,651 | 2.4 | 325 | 155 | 2.1  | 7,490       | 3,923 | 1.9 | 320     | 290 | 1.1  |
| 317 | Mymensingh RWH | Nandail           | 37,400  | 16,902 | 2.2 | 114,915 | 54,154 | 2.1 | 180 | 58  | 3.1  | 5,980       | 2,878 | 2.1 | 640     | 101 | 6.3  |
| 318 | Mymensingh RWH | Netrakona Sadar   | 72,100  | 29,924 | 2.4 | 62,730  | 27,986 | 2.2 | 58  | 24  | 2.4  | 5,592       | 2,736 | 2.0 | 0       | 117 | 0.0  |
| 319 | Mymensingh RWH | Nikli             | 30,999  | 13,378 | 2.3 | 23,916  | 8,864  | 2.7 | 123 | 35  | 3.5  | 1,999       | 916   | 2.2 | 0       | 52  | 0.0  |
| 320 | Mymensingh RWH | Pakundia          | 47,600  | 23,243 | 2.0 | 52,020  | 16,518 | 3.1 | 85  | 29  | 2.9  | 3,494       | 1,621 | 2.2 | 128     | 55  | 2.3  |
| 321 | Mymensingh RWH | Phulpur           | 61,900  | 28,511 | 2.2 | 114,305 | 51,487 | 2.2 | 283 | 83  | 3.4  | 5,803       | 2,057 | 2.8 | 768     | 184 | 4.2  |
| 322 | Mymensingh RWH | Purbadhala        | 51,900  | 22,545 | 2.3 | 52,755  | 25,694 | 2.1 | 71  | 33  | 2.2  | 4,908       | 2,571 | 1.9 | 0       | 78  | 0.0  |
| 323 | Mymensingh RWH | Tarail            | 60,950  | 21,725 | 2.8 | 40,485  | 14,966 | 2.7 | 110 | 27  | 4.1  | 2,342       | 797   | 2.9 | 0       | 62  | 0.0  |
| 324 | Mymensingh RWH | Trishal           | 72,500  | 33,012 | 2.2 | 98,175  | 43,760 | 2.2 | 193 | 42  | 4.6  | 4,678       | 2,309 | 2.0 | 1,368   | 133 | 10.3 |
| 325 | Noakhali RWH   | Begumganj         | 14,332  | 30,849 | 0.5 | 9,646   | 17,476 | 0.6 | 42  | 103 | 0.4  | 1,392       | 2,836 | 0.5 | 0       | 63  | 0.0  |

| SL  | Warehouse Name | Upazila Name     | Condom |        |     | Shukhi |        |      | IUD |     |      | Injectables |       |     | Implant |     |     |
|-----|----------------|------------------|--------|--------|-----|--------|--------|------|-----|-----|------|-------------|-------|-----|---------|-----|-----|
|     |                |                  | CBL    | AMD    | MOS | CBL    | AMD    | MOS  | CBL | AMD | MOS  | CBL         | AMD   | MOS | CBL     | AMD | MOS |
| 326 | Noakhali RWH   | Chatkhil         | 54,322 | 5,815  | 9.3 | 19,426 | 5,392  | 3.6  | 116 | 19  | 6.1  | 1,963       | 940   | 2.1 | 0       | 28  | 0.0 |
| 327 | Noakhali RWH   | Chhagalnaiya     | 30,100 | 9,927  | 3.0 | 18,495 | 7,664  | 2.4  | 165 | 21  | 7.9  | 3,441       | 1,297 | 2.7 | 100     | 23  | 4.3 |
| 328 | Noakhali RWH   | Companiganj      | 16,400 | 13,924 | 1.2 | 9,195  | 8,619  | 1.1  | 158 | 17  | 9.3  | 665         | 1,794 | 0.4 | 100     | 33  | 3.0 |
| 329 | Noakhali RWH   | Daganbhuiyan     | 30,600 | 21,315 | 1.4 | 16,005 | 7,961  | 2.0  | 69  | 31  | 2.2  | 4,113       | 1,527 | 2.7 | 0       | 34  | 0.0 |
| 330 | Noakhali RWH   | Feni Sadar       | 82,300 | 61,047 | 1.3 | 22,854 | 18,359 | 1.2  | 197 | 114 | 1.7  | 7,100       | 4,222 | 1.7 | 294     | 64  | 4.6 |
| 331 | Noakhali RWH   | Fulgazi          | 22,400 | 11,724 | 1.9 | 11,670 | 5,308  | 2.2  | 115 | 21  | 5.5  | 1,859       | 853   | 2.2 | 50      | 12  | 4.2 |
| 332 | Noakhali RWH   | Hatiya           | 28,300 | 19,153 | 1.5 | 11,985 | 16,556 | 0.7  | 30  | 29  | 1.0  | 3,277       | 3,055 | 1.1 | 0       | 39  | 0.0 |
| 333 | Noakhali RWH   | Kabirhat         | 15,500 | 11,772 | 1.3 | 7,290  | 7,816  | 0.9  | 209 | 18  | 11.6 | 1,570       | 1,418 | 1.1 | 100     | 56  | 1.8 |
| 334 | Noakhali RWH   | Kamalnagar       | 12,220 | 9,803  | 1.2 | 23,919 | 6,655  | 3.6  | 81  | 13  | 6.2  | 6,294       | 3,557 | 1.8 | 100     | 44  | 2.3 |
| 335 | Noakhali RWH   | Lakshmipur Sadar | 43,200 | 27,264 | 1.6 | 22,830 | 18,040 | 1.3  | 200 | 177 | 1.1  | 13,950      | 7,233 | 1.9 | 88      | 143 | 0.6 |
| 336 | Noakhali RWH   | Noakhali Sadar   | 5,800  | 46,944 | 0.1 | 6,915  | 15,661 | 0.4  | 55  | 91  | 0.6  | 747         | 4,634 | 0.2 | 0       | 88  | 0.0 |
| 337 | Noakhali RWH   | Parshuram        | 21,900 | 10,776 | 2.0 | 36,779 | 5,139  | 7.2  | 42  | 12  | 3.5  | 2,389       | 1,107 | 2.2 | 50      | 21  | 2.4 |
| 338 | Noakhali RWH   | Ramganj          | 16,400 | 9,313  | 1.8 | 15,225 | 6,589  | 2.3  | 151 | 64  | 2.4  | 3,695       | 2,100 | 1.8 | 0       | 40  | 0.0 |
| 339 | Noakhali RWH   | Ramgati          | 80,457 | 8,181  | 9.8 | 17,833 | 9,358  | 1.9  | 36  | 32  | 1.1  | 6,149       | 3,815 | 1.6 | 100     | 43  | 2.3 |
| 340 | Noakhali RWH   | Roypur           | 12,600 | 5,406  | 2.3 | 19,950 | 8,681  | 2.3  | 213 | 68  | 3.1  | 4,637       | 1,829 | 2.5 | 100     | 80  | 1.3 |
| 341 | Noakhali RWH   | Senbagh          | 36,400 | 17,855 | 2.0 | 13,785 | 9,894  | 1.4  | 96  | 22  | 4.4  | 3,934       | 1,743 | 2.3 | 100     | 46  | 2.2 |
| 342 | Noakhali RWH   | Sonagazi         | 71,800 | 16,910 | 4.2 | 70,920 | 10,093 | 7.0  | 105 | 26  | 4.0  | 6,000       | 2,811 | 2.1 | 0       | 25  | 0.0 |
| 343 | Noakhali RWH   | Sonaimuri        | 20,000 | 13,021 | 1.5 | 20,400 | 9,041  | 2.3  | 41  | 22  | 1.9  | 1,635       | 2,106 | 0.8 | 10      | 17  | 0.6 |
| 344 | Noakhali RWH   | Subarnachar      | 34,700 | 21,237 | 1.6 | 16,145 | 8,359  | 1.9  | 100 | 7   | 14.3 | 3,635       | 1,659 | 2.2 | 100     | 37  | 2.7 |
| 345 | Pabna RWH      | Atgharia         | 38,700 | 11,130 | 3.5 | 41,355 | 11,287 | 3.7  | 105 | 23  | 4.6  | 1,767       | 655   | 2.7 | 100     | 39  | 2.6 |
| 346 | Pabna RWH      | Belkuchi         | 92,000 | 52,861 | 1.7 | 72,780 | 26,557 | 2.7  | 187 | 19  | 9.8  | 6,737       | 2,226 | 3.0 | 199     | 38  | 5.2 |
| 347 | Pabna RWH      | Bera             | 35,000 | 15,870 | 2.2 | 40,095 | 16,553 | 2.4  | 202 | 87  | 2.3  | 3,588       | 1,684 | 2.1 | 20      | 49  | 0.4 |
| 348 | Pabna RWH      | Bhangura         | 31,700 | 13,779 | 2.3 | 47,535 | 10,104 | 4.7  | 109 | 28  | 3.9  | 927         | 253   | 3.7 | 100     | 31  | 3.2 |
| 349 | Pabna RWH      | Chatmohar        | 72,200 | 35,494 | 2.0 | 60,735 | 28,116 | 2.2  | 195 | 76  | 2.6  | 599         | 1,264 | 0.5 | 200     | 52  | 3.8 |
| 350 | Pabna RWH      | Faridpur         | 56,300 | 8,621  | 6.5 | 98,190 | 6,223  | 15.8 | 134 | 28  | 4.8  | 3,092       | 1,395 | 2.2 | 100     | 66  | 1.5 |

| SL  | Warehouse Name | Upazila Name     | Condom  |        |     | Shukhi  |        |     | IUD |     |     | Injectables |        |     | Implant |     |      |
|-----|----------------|------------------|---------|--------|-----|---------|--------|-----|-----|-----|-----|-------------|--------|-----|---------|-----|------|
|     |                |                  | CBL     | AMD    | MOS | CBL     | AMD    | MOS | CBL | AMD | MOS | CBL         | AMD    | MOS | CBL     | AMD | MOS  |
| 351 | Pabna RWH      | Ishwardi         | 123,700 | 39,208 | 3.2 | 60,411  | 20,804 | 2.9 | 137 | 45  | 3.0 | 1,176       | 2,787  | 0.4 | 100     | 113 | 0.9  |
| 352 | Pabna RWH      | Kamarkhanda      | 30,100  | 9,314  | 3.2 | 48,795  | 8,266  | 5.9 | 105 | 14  | 7.5 | 4,285       | 1,313  | 3.3 | 0       | 34  | 0.0  |
| 353 | Pabna RWH      | Kazipur          | 71,400  | 38,159 | 1.9 | 74,895  | 17,755 | 4.2 | 150 | 73  | 2.1 | 24,600      | 2,485  | 9.9 | 100     | 42  | 2.4  |
| 354 | Pabna RWH      | Pabna Sadar      | 63,900  | 79,324 | 0.8 | 100,350 | 50,317 | 2.0 | 210 | 144 | 1.5 | 1,600       | 10,228 | 0.2 | 300     | 90  | 3.3  |
| 355 | Pabna RWH      | Royganj          | 76,000  | 21,167 | 3.6 | 61,200  | 19,714 | 3.1 | 165 | 51  | 3.2 | 4,130       | 2,614  | 1.6 | 0       | 35  | 0.0  |
| 356 | Pabna RWH      | Santhia          | 65,600  | 22,803 | 2.9 | 84,465  | 27,113 | 3.1 | 207 | 49  | 4.2 | 10,560      | 4,084  | 2.6 | 0       | 46  | 0.0  |
| 357 | Pabna RWH      | Shahjadpur       | 105,900 | 63,648 | 1.7 | 73,950  | 33,915 | 2.2 | 61  | 145 | 0.4 | 12,717      | 9,104  | 1.4 | 0       | 43  | 0.0  |
| 358 | Pabna RWH      | Sirajganj Sadar  | 45,379  | 48,015 | 0.9 | 29,979  | 31,588 | 0.9 | 187 | 44  | 4.3 | 9,085       | 5,018  | 1.8 | 0       | 58  | 0.0  |
| 359 | Pabna RWH      | Sujanagar        | 67,100  | 24,245 | 2.8 | 61,845  | 18,375 | 3.4 | 335 | 127 | 2.6 | 2,730       | 2,376  | 1.1 | 0       | 25  | 0.0  |
| 360 | Pabna RWH      | Tarash           | 55,600  | 16,844 | 3.3 | 38,235  | 18,596 | 2.1 | 146 | 44  | 3.3 | 3,027       | 1,260  | 2.4 | 0       | 55  | 0.0  |
| 361 | Pabna RWH      | Ullah Para       | 132,900 | 70,832 | 1.9 | 97,635  | 48,112 | 2.0 | 202 | 85  | 2.4 | 10,100      | 5,322  | 1.9 | 0       | 85  | 0.0  |
| 362 | Patuakhali RWH | Amtali           | 53,000  | 9,533  | 5.6 | 39,615  | 17,571 | 2.3 | 67  | 17  | 3.9 | 4,553       | 2,379  | 1.9 | 100     | 72  | 1.4  |
| 363 | Patuakhali RWH | Bakerganj        | 37,200  | 17,604 | 2.1 | 32,940  | 15,226 | 2.2 | 124 | 30  | 4.1 | 5,726       | 2,388  | 2.4 | 130     | 45  | 2.9  |
| 364 | Patuakhali RWH | Bamna            | 8,800   | 2,853  | 3.1 | 6,705   | 4,045  | 1.7 | 59  | 11  | 5.4 | 657         | 244    | 2.7 | 168     | 35  | 4.8  |
| 365 | Patuakhali RWH | Barguna Sadar    | 23,200  | 7,854  | 3.0 | 29,115  | 13,790 | 2.1 | 280 | 97  | 2.9 | 7,950       | 3,832  | 2.1 | 200     | 131 | 1.5  |
| 366 | Patuakhali RWH | Bauphal          | 30,100  | 14,743 | 2.0 | 43,920  | 21,275 | 2.1 | 120 | 51  | 2.4 | 6,150       | 2,833  | 2.2 | 300     | 65  | 4.6  |
| 367 | Patuakhali RWH | Betagi           | 30,900  | 4,006  | 7.7 | 39,120  | 4,562  | 8.6 | 130 | 28  | 4.6 | 1,850       | 817    | 2.3 | 300     | 24  | 12.5 |
| 368 | Patuakhali RWH | Dashmina         | 11,100  | 3,529  | 3.1 | 13,710  | 6,090  | 2.3 | 91  | 20  | 4.6 | 1,991       | 1,074  | 1.9 | 200     | 69  | 2.9  |
| 369 | Patuakhali RWH | Dumki            | 7,200   | 3,477  | 2.1 | 7,325   | 3,376  | 2.2 | 40  | 11  | 3.6 | 1,012       | 525    | 1.9 | 200     | 28  | 7.1  |
| 370 | Patuakhali RWH | Galachipa        | 63,900  | 9,492  | 6.7 | 62,649  | 20,232 | 3.1 | 66  | 11  | 6.0 | 9,100       | 4,100  | 2.2 | 50      | 105 | 0.5  |
| 371 | Patuakhali RWH | Kalapara         | 30,700  | 12,588 | 2.4 | 35,580  | 15,929 | 2.2 | 120 | 24  | 5.0 | 6,925       | 3,784  | 1.8 | 200     | 77  | 2.6  |
| 372 | Patuakhali RWH | Mirzaganj        | 18,862  | 8,111  | 2.3 | 16,445  | 6,894  | 2.4 | 100 | 17  | 5.9 | 1,423       | 666    | 2.1 | 200     | 47  | 4.3  |
| 373 | Patuakhali RWH | Nalchity         | 18,800  | 7,760  | 2.4 | 24,510  | 8,103  | 3.0 | 224 | 39  | 5.7 | 4,677       | 1,733  | 2.7 | 192     | 60  | 3.2  |
| 374 | Patuakhali RWH | Patharghata      | 13,500  | 5,407  | 2.5 | 15,525  | 7,672  | 2.0 | 82  | 15  | 5.5 | 3,439       | 1,638  | 2.1 | 200     | 28  | 7.1  |
| 375 | Patuakhali RWH | Patuakhali Sadar | 41,100  | 21,960 | 1.9 | 35,295  | 14,437 | 2.4 | 145 | 86  | 1.7 | 7,606       | 4,073  | 1.9 | 184     | 105 | 1.8  |

| SL  | Warehouse Name | Upazila Name              | Condom  |         |     | Shukhi  |        |      | IUD |     |      | Injectables |       |     | Implant |     |     |
|-----|----------------|---------------------------|---------|---------|-----|---------|--------|------|-----|-----|------|-------------|-------|-----|---------|-----|-----|
|     |                |                           | CBL     | AMD     | MOS | CBL     | AMD    | MOS  | CBL | AMD | MOS  | CBL         | AMD   | MOS | CBL     | AMD | MOS |
| 376 | Rajshahi RWH   | Bagatipara                | 49,400  | 17,953  | 2.8 | 423,795 | 9,034  | 46.9 | 19  | 13  | 1.5  | 650         | 469   | 1.4 | 0       | 49  | 0.0 |
| 377 | Rajshahi RWH   | Bagha                     | 63,500  | 28,269  | 2.2 | 30,765  | 10,679 | 2.9  | 85  | 13  | 6.5  | 4,066       | 1,855 | 2.2 | 0       | 39  | 0.0 |
| 378 | Rajshahi RWH   | Baghmara                  | 118,300 | 42,618  | 2.8 | 469,275 | 34,286 | 13.7 | 230 | 58  | 4.0  | 6,339       | 2,582 | 2.5 | 0       | 120 | 0.0 |
| 379 | Rajshahi RWH   | Baraigram                 | 40,000  | 39,826  | 1.0 | 308,385 | 20,532 | 15.0 | 115 | 33  | 3.5  | 6,822       | 3,439 | 2.0 | 0       | 105 | 0.0 |
| 380 | Rajshahi RWH   | Bholahat                  | 33,800  | 9,955   | 3.4 | 26,430  | 6,249  | 4.2  | 20  | 3   | 6.7  | 676         | 785   | 0.9 | 0       | 27  | 0.0 |
| 381 | Rajshahi RWH   | Boalia                    | 318,700 | 180,409 | 1.8 | 22,230  | 10,558 | 2.1  | 65  | 76  | 0.9  | 7,560       | 3,915 | 1.9 | 200     | 162 | 1.2 |
| 382 | Rajshahi RWH   | Chapai<br>Nababganj Sadar | 119,900 | 42,795  | 2.8 | 87,895  | 20,201 | 4.4  | 85  | 42  | 2.0  | 9,145       | 4,209 | 2.2 | 0       | 61  | 0.0 |
| 383 | Rajshahi RWH   | Charghat                  | 62,000  | 23,466  | 2.6 | 391,005 | 14,025 | 27.9 | 57  | 17  | 3.4  | 3,150       | 1,553 | 2.0 | 300     | 67  | 4.5 |
| 384 | Rajshahi RWH   | Durgapur                  | 40,500  | 20,889  | 1.9 | 359,910 | 10,486 | 34.3 | 70  | 9   | 7.8  | 1,622       | 807   | 2.0 | 0       | 46  | 0.0 |
| 385 | Rajshahi RWH   | Godagari                  | 95,800  | 34,969  | 2.7 | 618,795 | 17,848 | 34.7 | 143 | 34  | 4.2  | 6,857       | 3,317 | 2.1 | 0       | 58  | 0.0 |
| 386 | Rajshahi RWH   | Gomastapur                | 36,000  | 24,064  | 1.5 | 28,305  | 15,936 | 1.8  | 74  | 19  | 3.9  | 2,498       | 1,454 | 1.7 | 0       | 37  | 0.0 |
| 387 | Rajshahi RWH   | Gurudaspur                | 67,600  | 33,439  | 2.0 | 337,927 | 18,818 | 18.0 | 60  | 10  | 6.0  | 3,938       | 1,675 | 2.4 | 0       | 112 | 0.0 |
| 388 | Rajshahi RWH   | Lalpur                    | 101,800 | 33,963  | 3.0 | 373,725 | 22,343 | 16.7 | 114 | 22  | 5.2  | 5,551       | 2,343 | 2.4 | 0       | 95  | 0.0 |
| 389 | Rajshahi RWH   | Mohanpur                  | 152,000 | 21,305  | 7.1 | 380,535 | 13,301 | 28.6 | 79  | 11  | 7.2  | 4,091       | 1,994 | 2.1 | 0       | 68  | 0.0 |
| 390 | Rajshahi RWH   | Nachole                   | 19,300  | 11,878  | 1.6 | 33,540  | 7,091  | 4.7  | 50  | 3   | 16.7 | 1,400       | 1,217 | 1.2 | 0       | 13  | 0.0 |
| 391 | Rajshahi RWH   | Natore Sadar              | 115,900 | 48,253  | 2.4 | 70,590  | 21,859 | 3.2  | 243 | 57  | 4.3  | 3,991       | 2,050 | 1.9 | 0       | 158 | 0.0 |
| 392 | Rajshahi RWH   | Paba                      | 129,600 | 47,895  | 2.7 | 61,950  | 16,735 | 3.7  | 60  | 16  | 3.8  | 7,988       | 3,939 | 2.0 | 0       | 38  | 0.0 |
| 393 | Rajshahi RWH   | Puthia                    | 71,300  | 29,638  | 2.4 | 43,740  | 15,214 | 2.9  | 37  | 12  | 3.1  | 3,038       | 1,616 | 1.9 | 0       | 89  | 0.0 |
| 394 | Rajshahi RWH   | Shibganj                  | 304,500 | 41,102  | 7.4 | 99,090  | 28,558 | 3.5  | 143 | 27  | 5.3  | 6,663       | 3,170 | 2.1 | 0       | 68  | 0.0 |
| 395 | Rajshahi RWH   | Singra                    | 167,994 | 47,751  | 3.5 | 558,135 | 33,121 | 16.9 | 146 | 24  | 6.1  | 6,356       | 2,529 | 2.5 | 300     | 127 | 2.4 |
| 396 | Rajshahi RWH   | Tanore                    | 151,400 | 16,266  | 9.3 | 406,230 | 15,160 | 26.8 | 127 | 25  | 5.1  | 3,220       | 1,241 | 2.6 | 0       | 181 | 0.0 |
| 397 | Rangamati RWH  | Baghaichhari              | 24,300  | 9,750   | 2.5 | 11,839  | 6,089  | 1.9  | 59  | 9   | 6.6  | 1,162       | 404   | 2.9 | 62      | 14  | 4.4 |
| 398 | Rangamati RWH  | Barkal                    | 34,600  | 4,247   | 8.1 | 21,720  | 3,018  | 7.2  | 73  | 5   | 14.6 | 2,985       | 390   | 7.7 | 0       | 0   | 0.0 |
| 399 | Rangamati RWH  | Belai Chhari              | 5,500   | 1,439   | 3.8 | 4,815   | 2,163  | 2.2  | 58  | 2   | 29.0 | 810         | 133   | 6.1 | 0       | 5   | 0.0 |
| 400 | Rangamati RWH  | Jurai Chhari              | 21,900  | 2,303   | 9.5 | 22,170  | 2,050  | 10.8 | 72  | 3   | 24.0 | 872         | 127   | 6.9 | 0       | 0   | 0.0 |

| SL  | Warehouse Name | Upazila Name           | Condom  |        |      | Shukhi  |        |      | IUD |     |      | Injectables |       |     | Implant |     |     |
|-----|----------------|------------------------|---------|--------|------|---------|--------|------|-----|-----|------|-------------|-------|-----|---------|-----|-----|
|     |                |                        | CBL     | AMD    | MOS  | CBL     | AMD    | MOS  | CBL | AMD | MOS  | CBL         | AMD   | MOS | CBL     | AMD | MOS |
| 401 | Rangamati RWH  | Kaptai                 | 26,000  | 5,422  | 4.8  | 17,610  | 2,923  | 6.0  | 58  | 5   | 11.6 | 1,237       | 390   | 3.2 | 64      | 21  | 3.0 |
| 402 | Rangamati RWH  | Kawkhali<br>(betbunia) | 15,600  | 5,403  | 2.9  | 15,855  | 3,140  | 5.0  | 117 | 7   | 16.7 | 1,950       | 574   | 3.4 | 5       | 34  | 0.1 |
| 403 | Rangamati RWH  | Langadu                | 1,600   | 9,825  | 0.2  | 8,490   | 5,816  | 1.5  | 215 | 6   | 35.8 | 3,095       | 498   | 6.2 | 122     | 51  | 2.4 |
| 404 | Rangamati RWH  | Naniarchar             | 18,300  | 6,923  | 2.6  | 9,417   | 4,719  | 2.0  | 68  | 3   | 22.7 | 2,008       | 257   | 7.8 | 44      | 13  | 3.4 |
| 405 | Rangamati RWH  | Rajasthali             | 29,200  | 1,728  | 16.9 | 16,200  | 1,636  | 9.9  | 47  | 5   | 9.4  | 586         | 143   | 4.1 | 14      | 32  | 0.4 |
| 406 | Rangamati RWH  | Rangamati Sadar        | 26,500  | 11,592 | 2.3  | 17,250  | 5,876  | 2.9  | 384 | 47  | 8.2  | 3,314       | 762   | 4.3 | 100     | 68  | 1.5 |
| 407 | Rangpur RWH    | Aditmari               | 35,700  | 17,579 | 2.0  | 28,124  | 15,647 | 1.8  | 136 | 80  | 1.7  | 4,960       | 3,117 | 1.6 | 0       | 124 | 0.0 |
| 408 | Rangpur RWH    | Badarganj              | 27,200  | 14,233 | 1.9  | 478,380 | 23,371 | 20.5 | 80  | 35  | 2.3  | 4,165       | 2,402 | 1.7 | 640     | 91  | 7.0 |
| 409 | Rangpur RWH    | Bhurungamari           | 73,500  | 29,772 | 2.5  | 566,980 | 32,316 | 17.5 | 192 | 32  | 6.0  | 7,467       | 3,885 | 1.9 | 0       | 91  | 0.0 |
| 410 | Rangpur RWH    | Chilmari               | 22,600  | 9,346  | 2.4  | 283,740 | 15,053 | 18.8 | 100 | 18  | 5.6  | 3,173       | 1,225 | 2.6 | 0       | 72  | 0.0 |
| 411 | Rangpur RWH    | Dimla                  | 28,600  | 7,553  | 3.8  | 293,250 | 22,653 | 12.9 | 135 | 30  | 4.5  | 5,838       | 3,032 | 1.9 | 640     | 76  | 8.4 |
| 412 | Rangpur RWH    | Domar                  | 40,200  | 9,573  | 4.2  | 544,745 | 19,075 | 28.6 | 92  | 28  | 3.3  | 5,731       | 2,714 | 2.1 | 0       | 72  | 0.0 |
| 413 | Rangpur RWH    | Fulchhari              | 49,400  | 23,362 | 2.1  | 30,570  | 14,774 | 2.1  | 134 | 41  | 3.3  | 5,664       | 2,852 | 2.0 | 0       | 47  | 0.0 |
| 414 | Rangpur RWH    | Gaibandha Sadar        | 114,600 | 28,096 | 4.1  | 66,390  | 33,064 | 2.0  | 200 | 98  | 2.0  | 11,080      | 5,990 | 1.8 | 640     | 377 | 1.7 |
| 415 | Rangpur RWH    | Gangachara             | 136,800 | 12,946 | 10.6 | 567,585 | 21,248 | 26.7 | 132 | 32  | 4.1  | 7,415       | 4,261 | 1.7 | 0       | 170 | 0.0 |
| 416 | Rangpur RWH    | Gobindaganj            | 107,899 | 51,026 | 2.1  | 780,450 | 45,473 | 17.2 | 127 | 38  | 3.3  | 9,518       | 4,543 | 2.1 | 448     | 115 | 3.9 |
| 417 | Rangpur RWH    | Hatibandha             | 117,200 | 16,548 | 7.1  | 282,630 | 17,765 | 15.9 | 121 | 56  | 2.2  | 5,457       | 2,872 | 1.9 | 0       | 143 | 0.0 |
| 418 | Rangpur RWH    | Jaldhaka               | 166,800 | 16,038 | 10.4 | 498,600 | 27,359 | 18.2 | 88  | 43  | 2.0  | 8,011       | 4,014 | 2.0 | 100     | 131 | 0.8 |
| 419 | Rangpur RWH    | Kaliganj               | 26,300  | 8,598  | 3.1  | 266,145 | 18,285 | 14.6 | 75  | 30  | 2.5  | 5,738       | 2,447 | 2.3 | 256     | 95  | 2.7 |
| 420 | Rangpur RWH    | Kaunia                 | 34,100  | 15,099 | 2.3  | 31,905  | 14,824 | 2.2  | 100 | 30  | 3.3  | 7,248       | 3,163 | 2.3 | 0       | 59  | 0.0 |
| 421 | Rangpur RWH    | Kishoreganj            | 26,600  | 6,148  | 4.3  | 51,705  | 22,185 | 2.3  | 30  | 58  | 0.5  | 5,827       | 2,705 | 2.2 | 0       | 95  | 0.0 |
| 422 | Rangpur RWH    | Kurigram Sadar         | 36,300  | 15,027 | 2.4  | 54,223  | 23,665 | 2.3  | 137 | 40  | 3.4  | 8,933       | 4,774 | 1.9 | 0       | 69  | 0.0 |
| 423 | Rangpur RWH    | Lalmonirhat<br>Sadar   | 29,200  | 13,379 | 2.2  | 41,095  | 18,718 | 2.2  | 146 | 29  | 5.0  | 8,467       | 4,711 | 1.8 | 0       | 132 | 0.0 |
| 424 | Rangpur RWH    | Mitha Pukur            | 78,200  | 28,550 | 2.7  | 88,980  | 38,204 | 2.3  | 130 | 26  | 5.0  | 9,672       | 4,345 | 2.2 | 0       | 148 | 0.0 |
| 425 | Rangpur RWH    | Nageshwari             | 53,600  | 13,710 | 3.9  | 461,273 | 49,396 | 9.3  | 184 | 52  | 3.5  | 8,955       | 5,761 | 1.6 | 0       | 127 | 0.0 |



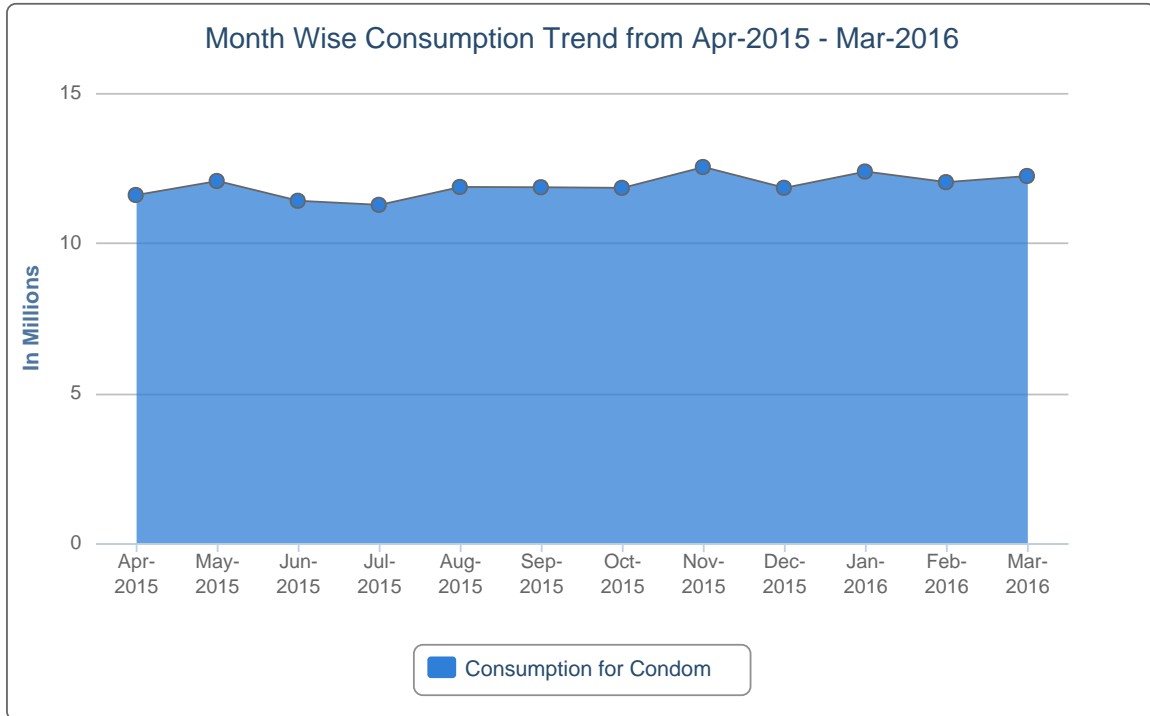
| SL  | Warehouse Name | Upazila Name     | Condom  |        |      | Shukhi  |        |      | IUD |     |      | Injectables |       |     | Implant |     |      |
|-----|----------------|------------------|---------|--------|------|---------|--------|------|-----|-----|------|-------------|-------|-----|---------|-----|------|
|     |                |                  | CBL     | AMD    | MOS  | CBL     | AMD    | MOS  | CBL | AMD | MOS  | CBL         | AMD   | MOS | CBL     | AMD | MOS  |
| 426 | Rangpur RWH    | Nilphamari Sadar | 40,200  | 16,004 | 2.5  | 84,045  | 39,411 | 2.1  | 389 | 134 | 2.9  | 9,460       | 4,627 | 2.0 | 0       | 117 | 0.0  |
| 427 | Rangpur RWH    | Palashbari       | 24,600  | 10,780 | 2.3  | 40,890  | 19,799 | 2.1  | 102 | 31  | 3.3  | 5,108       | 2,759 | 1.9 | 0       | 91  | 0.0  |
| 428 | Rangpur RWH    | Patgram          | 24,700  | 8,171  | 3.0  | 246,480 | 16,474 | 15.0 | 102 | 18  | 5.7  | 4,173       | 1,888 | 2.2 | 128     | 24  | 5.3  |
| 429 | Rangpur RWH    | Phulbari         | 23,700  | 6,620  | 3.6  | 247,905 | 15,449 | 16.0 | 141 | 46  | 3.1  | 4,153       | 2,576 | 1.6 | 512     | 72  | 7.1  |
| 430 | Rangpur RWH    | Pirgachha        | 51,300  | 22,312 | 2.3  | 52,200  | 26,713 | 2.0  | 202 | 89  | 2.3  | 8,450       | 4,518 | 1.9 | 0       | 149 | 0.0  |
| 431 | Rangpur RWH    | Pirganj          | 82,200  | 35,779 | 2.3  | 457,125 | 39,073 | 11.7 | 135 | 55  | 2.5  | 9,744       | 4,585 | 2.1 | 0       | 84  | 0.0  |
| 432 | Rangpur RWH    | Rajarhat         | 43,200  | 18,302 | 2.4  | 36,285  | 17,156 | 2.1  | 150 | 49  | 3.1  | 6,743       | 3,407 | 2.0 | 0       | 59  | 0.0  |
| 433 | Rangpur RWH    | Rangpur Sadar    | 77,800  | 34,311 | 2.3  | 67,930  | 34,108 | 2.0  | 216 | 74  | 2.9  | 13,650      | 7,094 | 1.9 | 0       | 250 | 0.0  |
| 434 | Rangpur RWH    | Sadullapur       | 220,400 | 32,072 | 6.9  | 433,490 | 25,131 | 17.2 | 176 | 75  | 2.3  | 8,142       | 4,126 | 2.0 | 128     | 110 | 1.2  |
| 435 | Rangpur RWH    | Saghata          | 29,500  | 11,473 | 2.6  | 44,100  | 22,452 | 2.0  | 81  | 48  | 1.7  | 3,882       | 1,773 | 2.2 | 192     | 43  | 4.5  |
| 436 | Rangpur RWH    | Saidpur          | 59,000  | 29,540 | 2.0  | 37,215  | 16,658 | 2.2  | 129 | 31  | 4.2  | 4,811       | 2,261 | 2.1 | 0       | 76  | 0.0  |
| 437 | Rangpur RWH    | Sundarganj       | 82,300  | 40,803 | 2.0  | 91,336  | 43,945 | 2.1  | 464 | 186 | 2.5  | 12,294      | 6,168 | 2.0 | 0       | 301 | 0.0  |
| 438 | Rangpur RWH    | Taraganj         | 19,400  | 8,234  | 2.4  | 24,187  | 10,916 | 2.2  | 30  | 9   | 3.3  | 3,256       | 1,561 | 2.1 | 0       | 120 | 0.0  |
| 439 | Rangpur RWH    | Ulipur           | 48,200  | 21,035 | 2.3  | 485,685 | 45,391 | 10.7 | 130 | 42  | 3.1  | 11,030      | 5,581 | 2.0 | 128     | 101 | 1.3  |
| 440 | Sylhet RWH     | Ajmiriganj       | 26,700  | 3,318  | 8.0  | 33,450  | 4,674  | 7.2  | 172 | 6   | 28.7 | 1,832       | 298   | 6.1 | 136     | 10  | 13.6 |
| 441 | Sylhet RWH     | Bahubal          | 42,700  | 8,772  | 4.9  | 34,187  | 7,947  | 4.3  | 139 | 8   | 17.4 | 2,485       | 589   | 4.2 | 36      | 37  | 1.0  |
| 442 | Sylhet RWH     | Balaganj         | 116,600 | 48,088 | 2.4  | 36,510  | 13,194 | 2.8  | 178 | 13  | 13.7 | 8,524       | 2,428 | 3.5 | 128     | 41  | 3.1  |
| 443 | Sylhet RWH     | Baniachong       | 83,100  | 17,856 | 4.7  | 61,035  | 13,818 | 4.4  | 190 | 4   | 47.5 | 4,858       | 899   | 5.4 | 0       | 43  | 0.0  |
| 444 | Sylhet RWH     | Barlekha         | 49,300  | 15,814 | 3.1  | 25,560  | 11,352 | 2.3  | 253 | 31  | 8.2  | 3,970       | 914   | 4.3 | 128     | 52  | 2.5  |
| 445 | Sylhet RWH     | Beani Bazar      | 116,162 | 25,140 | 4.6  | 45,563  | 7,647  | 6.0  | 255 | 33  | 7.7  | 5,617       | 757   | 7.4 | 5       | 14  | 0.4  |
| 446 | Sylhet RWH     | Bishwambarpur    | 47,300  | 6,875  | 6.9  | 37,490  | 7,158  | 5.2  | 197 | 4   | 49.3 | 3,129       | 468   | 6.7 | 260     | 33  | 7.9  |
| 447 | Sylhet RWH     | Bishwanath       | 48,300  | 10,824 | 4.5  | 44,595  | 3,632  | 12.3 | 265 | 16  | 16.6 | 1,998       | 531   | 3.8 | 128     | 52  | 2.5  |
| 448 | Sylhet RWH     | Chhatak          | 55,000  | 19,992 | 2.8  | 52,390  | 12,098 | 4.3  | 369 | 100 | 3.7  | 3,444       | 747   | 4.6 | 80      | 29  | 2.8  |
| 449 | Sylhet RWH     | Chunarughat      | 135,900 | 13,462 | 10.1 | 47,190  | 17,390 | 2.7  | 170 | 12  | 14.2 | 7,203       | 1,462 | 4.9 | 400     | 19  | 21.1 |
| 450 | Sylhet RWH     | Companiganj      | 76,000  | 17,016 | 4.5  | 33,180  | 7,974  | 4.2  | 169 | 6   | 28.2 | 4,444       | 1,574 | 2.8 | 104     | 49  | 2.1  |

| SL  | Warehouse Name | Upazila Name      | Condom  |        |     | Shukhi |        |      | IUD |     |      | Injectables |       |     | Implant |     |      |
|-----|----------------|-------------------|---------|--------|-----|--------|--------|------|-----|-----|------|-------------|-------|-----|---------|-----|------|
|     |                |                   | CBL     | AMD    | MOS | CBL    | AMD    | MOS  | CBL | AMD | MOS  | CBL         | AMD   | MOS | CBL     | AMD | MOS  |
| 451 | Sylhet RWH     | Dakshin Sunamganj | 57,000  | 13,116 | 4.3 | 36,900 | 8,022  | 4.6  | 124 | 9   | 13.8 | 4,037       | 873   | 4.6 | 150     | 56  | 2.7  |
| 452 | Sylhet RWH     | Dakshin Surma     | 97,800  | 46,488 | 2.1 | 32,745 | 14,100 | 2.3  | 167 | 9   | 18.6 | 5,632       | 1,504 | 3.7 | 100     | 4   | 25.0 |
| 453 | Sylhet RWH     | Derai             | 141,000 | 36,143 | 3.9 | 44,142 | 12,543 | 3.5  | 420 | 36  | 11.7 | 5,042       | 1,164 | 4.3 | 236     | 89  | 2.7  |
| 454 | Sylhet RWH     | Dowarabazar       | 72,300  | 13,148 | 5.5 | 30,180 | 12,887 | 2.3  | 274 | 4   | 68.5 | 4,266       | 1,371 | 3.1 | 64      | 80  | 0.8  |
| 455 | Sylhet RWH     | Fenchuganj        | 30,500  | 8,833  | 3.5 | 42,855 | 3,505  | 12.2 | 155 | 7   | 22.1 | 1,005       | 370   | 2.7 | 51      | 14  | 3.6  |
| 456 | Sylhet RWH     | Golapganj         | 117,600 | 38,528 | 3.1 | 43,500 | 10,493 | 4.1  | 181 | 24  | 7.5  | 4,338       | 809   | 5.4 | 252     | 47  | 5.4  |
| 457 | Sylhet RWH     | Gowainghat        | 75,700  | 22,421 | 3.4 | 46,635 | 10,653 | 4.4  | 228 | 22  | 10.4 | 7,411       | 2,594 | 2.9 | 16      | 41  | 0.4  |
| 458 | Sylhet RWH     | Habiganj Sadar    | 94,000  | 23,105 | 4.1 | 63,725 | 15,008 | 4.2  | 226 | 27  | 8.4  | 6,790       | 1,789 | 3.8 | 200     | 45  | 4.4  |
| 459 | Sylhet RWH     | Jagannathpur      | 52,800  | 15,102 | 3.5 | 37,215 | 8,569  | 4.3  | 162 | 15  | 10.8 | 1,850       | 441   | 4.2 | 200     | 34  | 5.9  |
| 460 | Sylhet RWH     | Jaintiapur        | 87,969  | 22,006 | 4.0 | 50,103 | 7,275  | 6.9  | 124 | 24  | 5.2  | 6,021       | 2,272 | 2.7 | 200     | 35  | 5.7  |
| 461 | Sylhet RWH     | Jamalganj         | 71,960  | 15,182 | 4.7 | 45,230 | 11,198 | 4.0  | 275 | 11  | 25.0 | 4,445       | 1,241 | 3.6 | 64      | 94  | 0.7  |
| 462 | Sylhet RWH     | Juri              | 48,100  | 9,901  | 4.9 | 31,580 | 6,085  | 5.2  | 130 | 23  | 5.7  | 3,325       | 549   | 6.1 | 200     | 29  | 6.9  |
| 463 | Sylhet RWH     | Kamalganj         | 70,100  | 18,591 | 3.8 | 43,545 | 17,534 | 2.5  | 195 | 38  | 5.1  | 4,510       | 1,585 | 2.8 | 100     | 56  | 1.8  |
| 464 | Sylhet RWH     | Kanaighat         | 75,300  | 39,147 | 1.9 | 27,186 | 12,138 | 2.2  | 299 | 17  | 17.6 | 6,919       | 2,364 | 2.9 | 100     | 73  | 1.4  |
| 465 | Sylhet RWH     | Kulaura           | 58,500  | 15,796 | 3.7 | 36,120 | 11,809 | 3.1  | 114 | 15  | 7.6  | 7,500       | 2,843 | 2.6 | 0       | 56  | 0.0  |
| 466 | Sylhet RWH     | Lakhai            | 41,800  | 6,491  | 6.4 | 38,820 | 7,479  | 5.2  | 145 | 6   | 24.2 | 2,696       | 469   | 5.7 | 190     | 48  | 4.0  |
| 467 | Sylhet RWH     | Madhabpur         | 86,800  | 15,851 | 5.5 | 52,815 | 18,846 | 2.8  | 116 | 16  | 7.3  | 4,721       | 1,039 | 4.5 | 380     | 59  | 6.4  |
| 468 | Sylhet RWH     | Maulvibazar Sadar | 122,400 | 20,937 | 5.8 | 56,740 | 11,473 | 4.9  | 192 | 43  | 4.5  | 6,840       | 1,464 | 4.7 | 300     | 64  | 4.7  |
| 469 | Sylhet RWH     | Nabiganj          | 61,200  | 9,252  | 6.6 | 51,975 | 13,791 | 3.8  | 195 | 24  | 8.1  | 3,300       | 746   | 4.4 | 128     | 65  | 2.0  |
| 470 | Sylhet RWH     | Rajnagar          | 61,600  | 9,872  | 6.2 | 36,400 | 9,888  | 3.7  | 183 | 18  | 10.2 | 6,100       | 1,881 | 3.2 | 136     | 48  | 2.8  |
| 471 | Sylhet RWH     | Sreemangal        | 84,700  | 21,626 | 3.9 | 47,145 | 16,495 | 2.9  | 211 | 30  | 7.0  | 6,893       | 1,837 | 3.8 | 200     | 85  | 2.4  |
| 472 | Sylhet RWH     | Sulla             | 80,000  | 13,928 | 5.7 | 81,810 | 5,894  | 13.9 | 145 | 6   | 24.2 | 2,168       | 506   | 4.3 | 130     | 36  | 3.6  |
| 473 | Sylhet RWH     | Sunamganj Sadar   | 61,200  | 21,926 | 2.8 | 41,295 | 11,506 | 3.6  | 279 | 29  | 9.6  | 6,598       | 1,629 | 4.1 | 200     | 108 | 1.9  |
| 474 | Sylhet RWH     | Sylhet Sadar      | 136,400 | 86,737 | 1.6 | 95,345 | 53,331 | 1.8  | 589 | 76  | 7.8  | 15,218      | 8,931 | 1.7 | 416     | 233 | 1.8  |
| 475 | Sylhet RWH     | Tahirpur          | 88,100  | 21,325 | 4.1 | 42,465 | 13,248 | 3.2  | 112 | 8   | 14.0 | 2,154       | 450   | 4.8 | 250     | 101 | 2.5  |

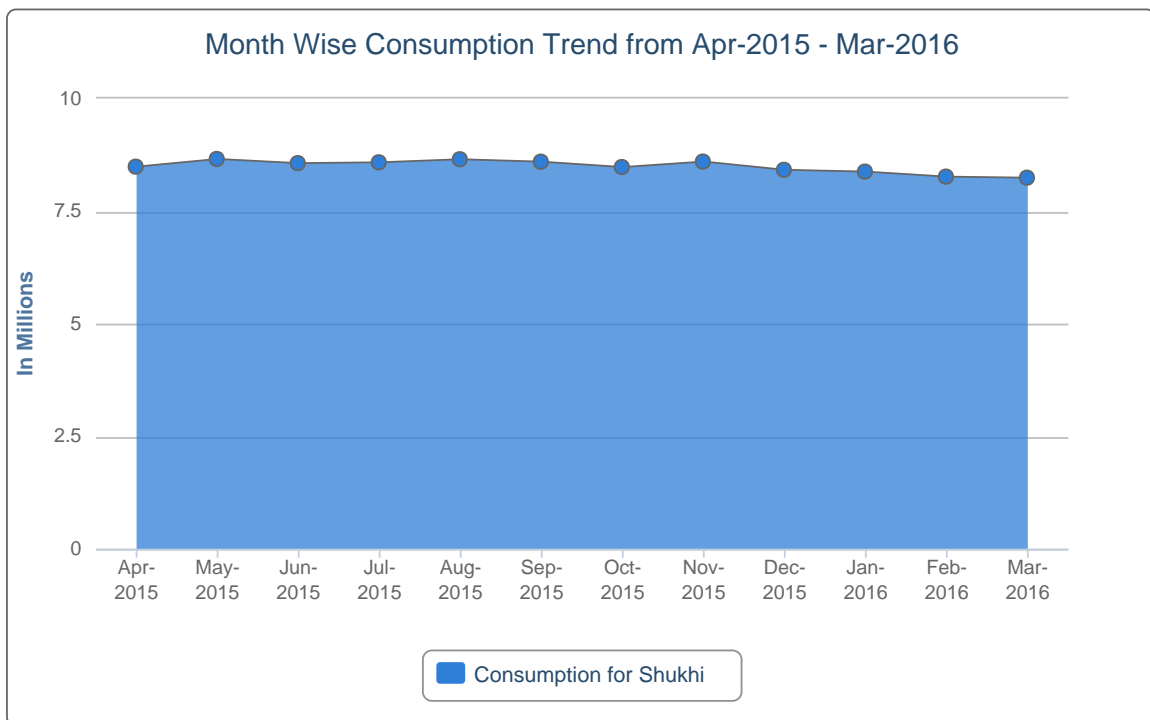
| SL  | Warehouse Name | Upazila Name  | Condom  |        |     | Shukhi  |        |      | IUD |     |      | Injectables |       |     | Implant |     |     |
|-----|----------------|---------------|---------|--------|-----|---------|--------|------|-----|-----|------|-------------|-------|-----|---------|-----|-----|
|     |                |               | CBL     | AMD    | MOS | CBL     | AMD    | MOS  | CBL | AMD | MOS  | CBL         | AMD   | MOS | CBL     | AMD | MOS |
| 476 | Sylhet RWH     | Zakiganj      | 103,360 | 52,889 | 2.0 | 52,786  | 11,549 | 4.6  | 269 | 12  | 22.4 | 5,726       | 1,485 | 3.9 | 310     | 59  | 5.3 |
| 477 | Tangail RWH    | Basail        | 178,460 | 35,958 | 5.0 | 260,032 | 13,516 | 19.2 | 81  | 35  | 2.3  | 6,469       | 1,306 | 5.0 | 192     | 62  | 3.1 |
| 478 | Tangail RWH    | Bhuapur       | 196,400 | 31,439 | 6.2 | 176,943 | 21,586 | 8.2  | 262 | 23  | 11.4 | 4,470       | 1,969 | 2.3 | 128     | 75  | 1.7 |
| 479 | Tangail RWH    | Chauhali      | 52,200  | 15,923 | 3.3 | 40,045  | 7,492  | 5.3  | 250 | 32  | 7.8  | 6,490       | 1,224 | 5.3 | 64      | 56  | 1.1 |
| 480 | Tangail RWH    | Delduar       | 318,000 | 41,433 | 7.7 | 174,870 | 19,523 | 9.0  | 70  | 36  | 1.9  | 5,100       | 1,250 | 4.1 | 128     | 42  | 3.0 |
| 481 | Tangail RWH    | Ghatail       | 218,900 | 57,900 | 3.8 | 135,000 | 37,297 | 3.6  | 115 | 34  | 3.4  | 8,502       | 3,521 | 2.4 | 512     | 78  | 6.6 |
| 482 | Tangail RWH    | Gopalpur      | 167,800 | 25,303 | 6.6 | 157,965 | 22,015 | 7.2  | 85  | 42  | 2.0  | 4,618       | 2,173 | 2.1 | 128     | 48  | 2.7 |
| 483 | Tangail RWH    | Kalihati      | 302,700 | 64,519 | 4.7 | 100,530 | 52,720 | 1.9  | 165 | 76  | 2.2  | 10,625      | 7,102 | 1.5 | 320     | 97  | 3.3 |
| 484 | Tangail RWH    | Madhupur      | 149,000 | 31,248 | 4.8 | 94,605  | 43,119 | 2.2  | 107 | 24  | 4.5  | 8,067       | 3,665 | 2.2 | 192     | 105 | 1.8 |
| 485 | Tangail RWH    | Mirzapur      | 72,200  | 35,853 | 2.0 | 69,375  | 32,790 | 2.1  | 58  | 57  | 1.0  | 5,528       | 1,037 | 5.3 | 128     | 54  | 2.4 |
| 486 | Tangail RWH    | Nagarpur      | 83,600  | 29,810 | 2.8 | 59,070  | 27,688 | 2.1  | 98  | 64  | 1.5  | 5,260       | 2,486 | 2.1 | 192     | 92  | 2.1 |
| 487 | Tangail RWH    | Sakhipur      | 66,199  | 29,904 | 2.2 | 56,988  | 28,785 | 2.0  | 48  | 24  | 2.0  | 4,972       | 994   | 5.0 | 128     | 70  | 1.8 |
| 488 | Tangail RWH    | Tangail Sadar | 147,600 | 65,915 | 2.2 | 145,365 | 31,232 | 4.7  | 435 | 98  | 4.4  | 8,076       | 3,946 | 2.0 | 704     | 190 | 3.7 |

## 7. Month-wise Consumption Trend

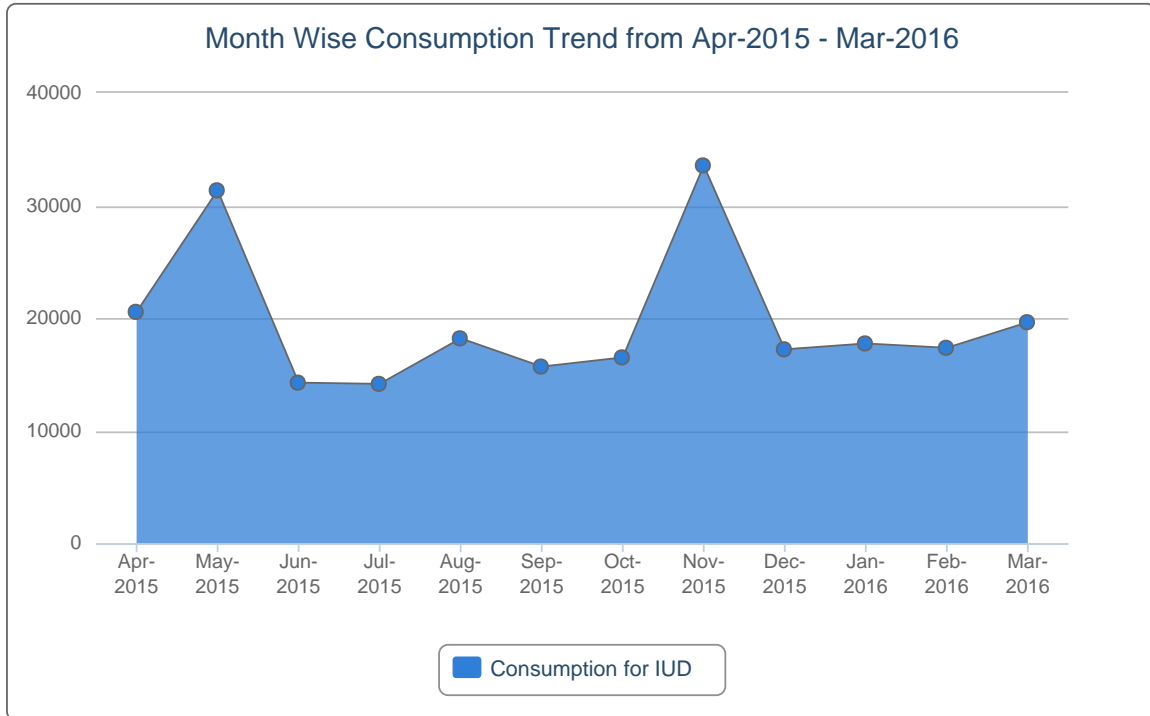
7(a).



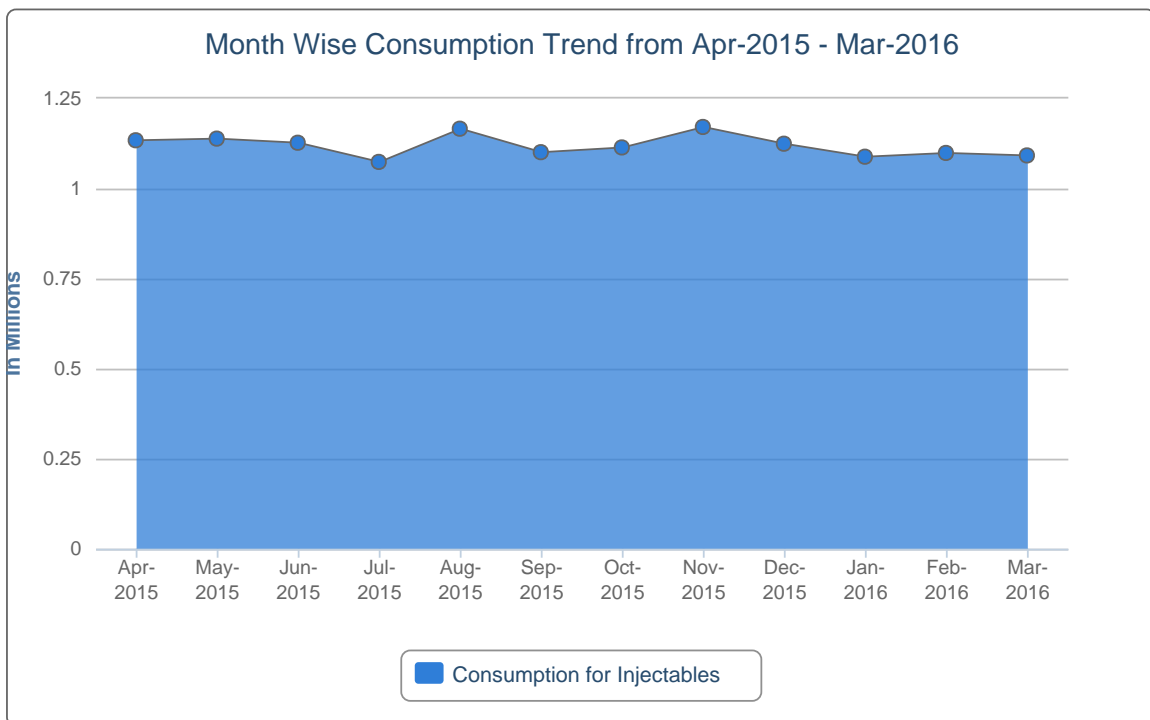
7(b).



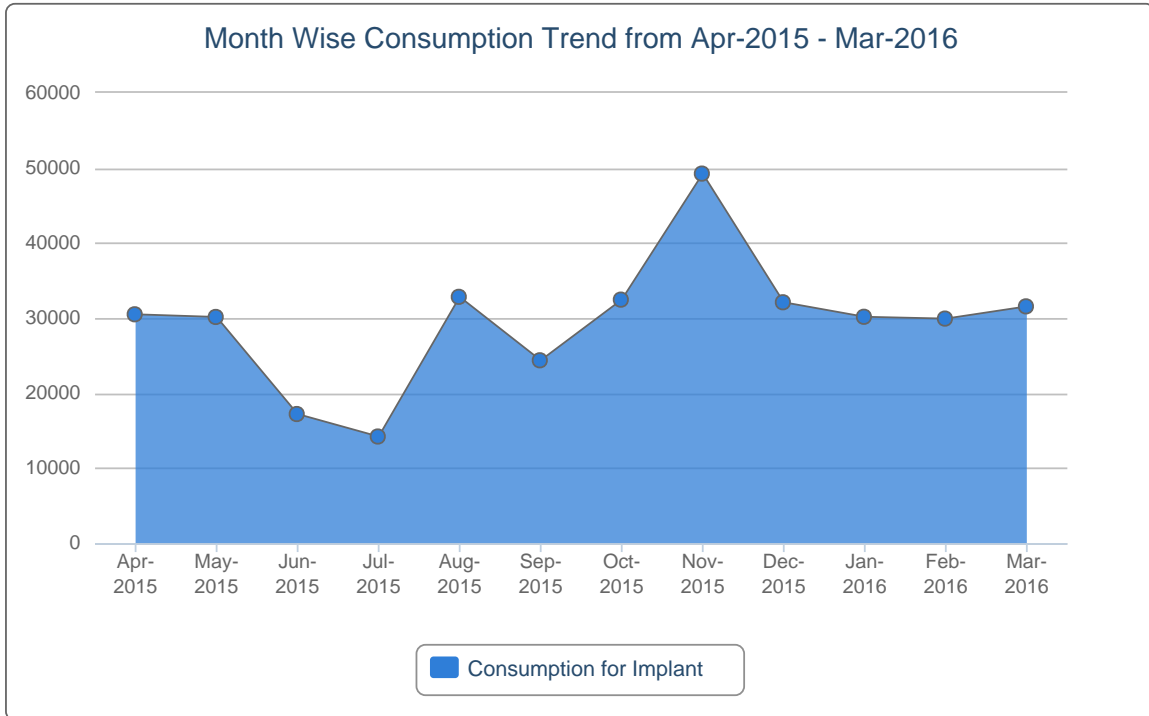
7(c).



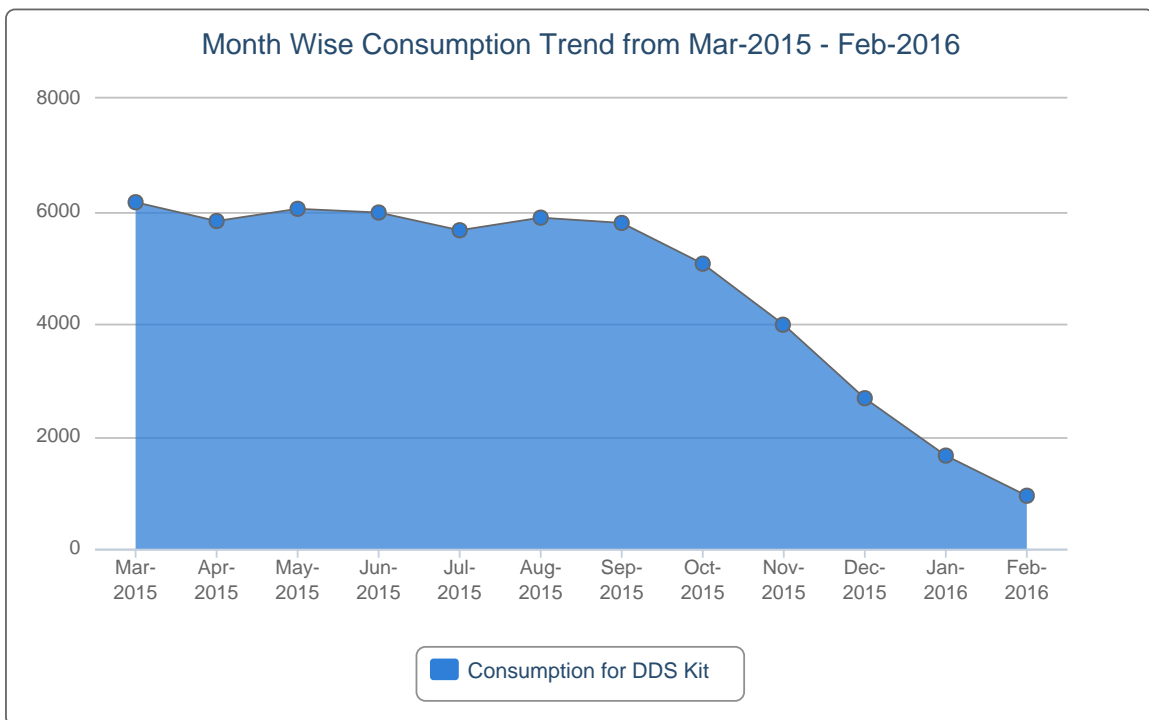
7(d).



7(e).



7(f).



## 8. Report on Upazila and Warehouse Having Stock Out in last month

| SL | Products Name | No of Stockout WH | % of Stockout WH | No of Stockout Upazila Store | % of Stockout Upazila Store | No of Stockout Upazila Field | % of Stockout Upazila Field |
|----|---------------|-------------------|------------------|------------------------------|-----------------------------|------------------------------|-----------------------------|
| 1  | Condom        | 0                 | 0%               | 0                            | 0%                          | 0                            | 0%                          |
| 2  | Shukhi        | 0                 | 0%               | 0                            | 0%                          | 0                            | 0%                          |
| 3  | IUD           | 0                 | 0%               | 1                            | 0%                          | 0                            | 0%                          |
| 4  | Injectables   | 0                 | 0%               | 0                            | 0%                          | 0                            | 0%                          |
| 5  | Implant       | 0                 | 0%               | 0                            | 0%                          | 3                            | 1%                          |
| 6  | DDS Kits      | 1                 | 5%               | 224                          | 46%                         | 0                            | 0%                          |

### List of Stock Out Warehouse

| SL                              | Commodity | Warehouse | Phone |
|---------------------------------|-----------|-----------|-------|
| <i>No StockOut in Warehouse</i> |           |           |       |

### List of StockOut Upazila

| Commodity       | Warehouse | District | Upazila        | Phone       |
|-----------------|-----------|----------|----------------|-------------|
| <b>IUD</b>      | Bhola RWH | Bhola    | Manpura, Bhola | 01712144236 |
| <b>DDS Kits</b> | Bhola RWH | Bhola    | Manpura, Bhola | 01712144236 |



*This report is generated with the financial support of USAID and the technical assistance from Systems for Improved Access to Pharmaceuticals and Services (SIAPS), implemented by Management Sciences for Health-MSH.*

*If you need more information, please visit at <http://www.dgfplmis.org>*