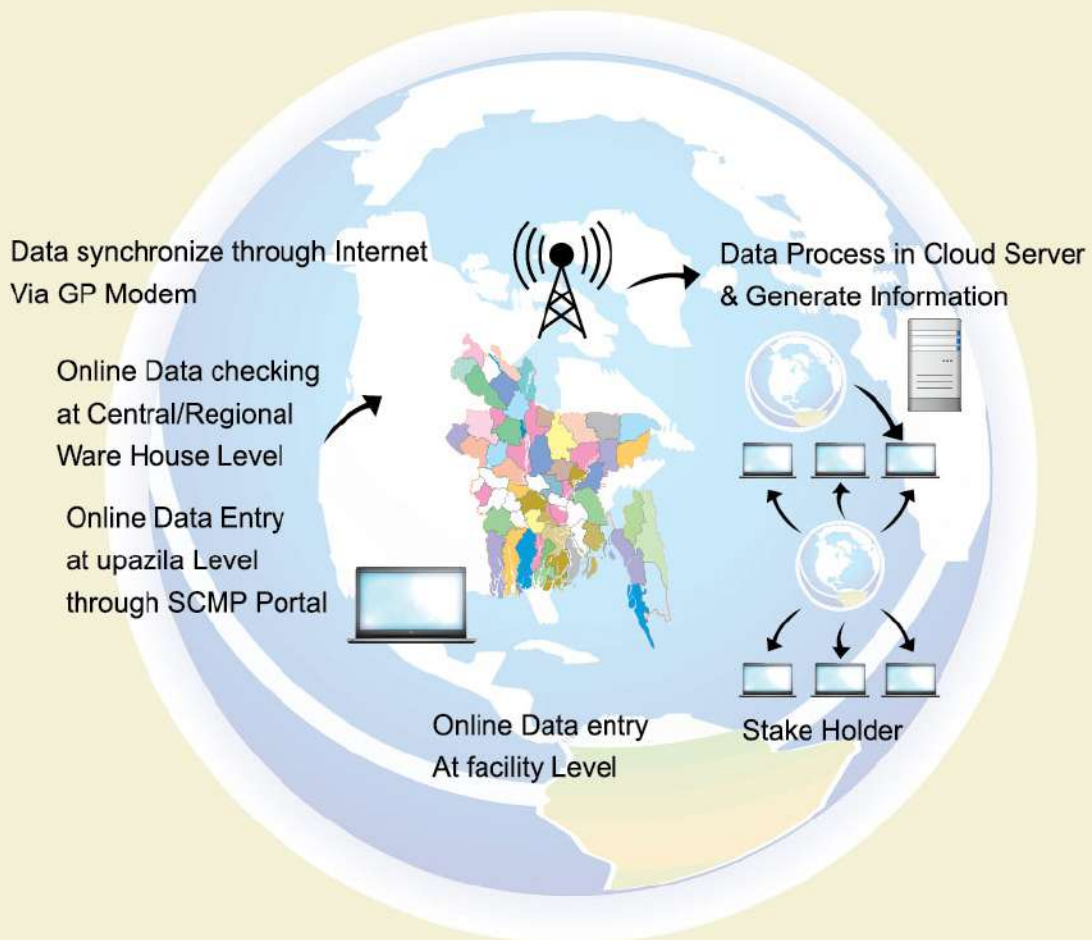




FAMILY PLANNING MONTHLY LOGISTICS REPORT December 2021

Logistics Management Information System (LMIS) Data Flow System



**Management Information System (MIS)
Directorate General of Family Planning (DGFP)**

Government of the People's Republic of Bangladesh
Medical Education and Family Welfare Division
Directorate General of Family Planning
Management Information System (MIS)
6, Kawran Bazar, Dhaka- 1215
www.dgfp.gov.bd


Memo No. 59.11.00000.402.16.002.19.21

Date: 31 January, 2022.

Sub: Family Planning Monthly Logistics Report for the Month of December, 2021.

Family Planning Monthly Logistics Report for the Month of December, 2021 is sent herewith for your kind information & necessary action. This report is prepared on the basis of Form-7 submitted by Warehouses and Form-7B submitted by Upazila Family Planning Offices by using WIMS & UIMS operational tools. It provides useful information on monthly distribution and stock balance of all the major contraceptives of Warehouse/Upazila Stores. For more information you are requested to visit at www.scmpbd.org web site.

Comments and suggestions for improvement of this report will be highly appreciated.



(Khan Md. Rezaul Karim)
Additional Secretary (MEFW Division)
and
Director & Line Director (MIS)
Phone: 55012352
Mail: dirmis@dgfp.gov.bd

Memo No. 59.11.00000.402.16.002.19.21.1(204)

Date: 31 January, 2022.

Copy of the report forwarded to (Not according to seniority):

1. Secretary, Medical Education & Family Welfare Division, Ministry of Health & Family Welfare, Bangladesh Secretariat, Dhaka.
2. Additional Secretary (Admin), Medical Education & Family Welfare Division, Ministry of Health & Family Welfare, Bangladesh Secretariat, Dhaka.
3. Director (Administration), Directorate General of Family Planning, 6 Kawran Bazar, Dhaka 1215.
4. Director & Line Director (MIS), Directorate General of Family Planning, 6 Kawran Bazar, Dhaka.
5. Joint Secretary (Development), Medical Education & Family Welfare Division, Ministry of Health & Family Welfare, Bangladesh Secretariat, Dhaka.
6. Director Finance & Line Director (Family Planning Field Service Delivery), Directorate General of Family Planning, 6 Kawran Bazar, Dhaka 1215.
7. Director (Logistics & Supply) and Line Director (Procurement, Storage & Supply Management), Directorate General of Family Planning, 6 Kawran Bazar, Dhaka 1215.
8. Director (IEM) & Line Director (Information, Education and Communication), Directorate General of Family Planning, 6 Kawran Bazar, Dhaka 1215.
9. Director (Planning) & Line Director (Planning Monitoring and Evaluation), Directorate General of Family Planning, 6 Kawran Bazar, Dhaka 1215.

10. Director (MCH-Services) & Line Director (MCRAH), Directorate General of Family Planning, 6 Kawran Bazar, Dhaka 1215.
11. Line Director (CCSDP), Directorate General of Family Planning, 6 Kawran Bazar, Dhaka 1215.
12. Director (Audit), Directorate General of Family Planning, 6 Kawran Bazar, Dhaka 1215.
13. Divisional Director, Family Planning, Dhaka / Chittagong / Rajshahi / Khulna / Sylhet / Barisal/ Rangpur/ Mymensingh Division.
14. Joint Chief (Planning), Health Service Division, Ministry of Health & Family Welfare, Bangladesh Secretariat, Dhaka
15. Joint Chief (Population & Planning wing), Planning commission, Sher-e-Bangla Nagar, Dhaka.
16. Joint Chief (Planning), Program Management and Monitoring Unit (PMMU), Azimpur, Dhaka-1205.
17. Director, Maternal & Child Health Training Institute (MCHTI), Azimpur, Dhaka.
18. Director, Mohammadpur Fertility Services & Training Centre (MFSTC), Mohammadpur, Dhaka.
19. Director, Maternal & Child Health Training Institute (MCHTI), Lalkuthi, Mirpur, Dhaka.
20. P.S. to the Honorable Minister, Ministry of Health and Family Welfare, Bangladesh Secretariat, Dhaka, for kind information of the Honorable Minister.
21. Deputy Chief (Planning), Medical Education & Family Welfare Division, Ministry of Health & Family Welfare, Bangladesh Secretariat, Dhaka.
22. Additional Director (Drugs and Stores), Directorate General of Family Planning, Central Warehouse, Mohakhali, Dhaka.
23. Deputy Director, Family Planning, ----- District (You are requested to take appropriate measures to ensure timely online submission of Form 7B report from upazilas).
24. Regional/District Consultant, FPCS-QIT, District Family Planning Office, ----- District.
25. Central/Regional Supply Officer, Family Planning, ----- CWH/RWHs.
26. Assistant Maintenance Engineer, MIS Unit, DGFP (Requested to upload this report to DGFP website).
27. Country Project Director, MTaPS/MSH, House: 30, Road: No. 42, Gulshan-2, Dhaka-1212.
28. Country Director, the World Bank, E-32, Agargaon, Sher-e-Bangla Nagar, Dhaka-1207.
29. Team Leader, Population & Health Team, USAID, Madani Avenue, Baridhara, Dhaka.
30. Country Representative, UNFPA, IDB Bhaban, Agargaon, Sher-E-Bangla Nagar, Dhaka.
31. Managing Director, SMC, SMC Tower, 33 Banani C/A, Dhaka-1213.
32. Documentation Center, IEM Unit, Directorate General of Family Planning, 6 Kawran Bazar, Dhaka.
33. Responsible person of Dispatch Section, MIS Unit, DGFP (Requested to distribute the published 'Family Planning Monthly Logistics Report' to concerned Person/Office/Organization).
34. PA to Director General, Directorate General of Family Planning, 6 Kawran Bazar, Dhaka 1215.
35. Concerned Organization/Person.



31.1.2022
(Shafiul Haque)
Deputy Director (MIS)

Table Of Contents

	Page
1. DGFP Stock Status Report	1-2
2. National Receipts Quantity by Product by Month	3
3. National Level Contraceptive Summary Report	4
4. Stock Status Report at Different Levels	5
5. Contraceptive Stock Status by Product at Upazila Store and Field	6-10
6. Contraceptive Stock Status by Product at Regional Warehouses/Upazila	11-31
7. Month-wise Consumption Trend	32-34
8. Report on Upazila and Warehouse Having Stock Out in last month	35

1. DGFP Stock Status Report

Year →	2022												2023												2024											
	1	2	3	4	5	6	7	8	9	10	11	12	1	2	3	4	5	6	7	8	9	10	11	12	1	2	3	4	5	6	7	8	9	10	11	12
Min.-Max. →	Min						Max																													
Product ↓	CS - 106.84m : 13.6 MOS																																			
Condom	13.6 MOS						33.86m = 6.1 MOS																													
*AMC = 7.84m													FY 2021-22: 47.68m (GoB Rev.)- Rec. 13.81m																							
	CS - 109.96m : 18.4 MOS																																			
Pill (Total)	18.4 MOS						43.16m = 7.2 MOS																													
*AMC = 5.97m													FY 2021-22: 43.16m (RPA+Rev.)																							
	CS - 9.64m : 39.3 MOS																																			
POP-APON	39.3 MOS (March 2025)																																			
*AMC = 0.245m													FY 2021-22: 5.0m (RPA+Rev.): Rec. full quantity																							
	CS (0.466): 33.5 MOS																																			
IUD	33.5 MOS																																			
*AMC = 13,919																																				
	CS (23.06m): 29.5 MOS																																			
Injectables	29.5 MOS																																			
*AMC = 0.782m													FY 2021-22: 0.899m (RPA+Rev.)																							
	CS-(0.461m): 14.0 MOS																																			
Implant	14.0 MOS						FY 2021-22: 0.899m = 27.2 MOS (May 2025)																													
*AMC = 33,048																																				
Pill (Total): 2nd & 3rd generation Shukhi *AMC is calculated based on past 6-months consumption Data Sources: DGFP/L&S unit, DGFP LMIS web site - https://scmpbd.org/ Central Warehouse WIMS data and Approved DGFP Procurement Plan National min-max stock level is 6 & 10 MOS AMC = Average Monthly Consumption												Legend: Current Stock (CS): Less than 3 MOS Current Stock (CS): MOS 3.0 to Less than 6 MOS Current Stock (CS): MOS 6 and above Planned for FY 2020-21 Procurement completed, yet to be received Donation																								

DGFP STOCK STATUS NOTES
(For Contraceptives)
Month: December 2021

CONDOM – Current national stock is 106.84 million pieces, and this stock can be used up to February 2023.

- 2021-22: GoB (Rev.) – 47.68 million pcs. (Revised & approved): 1st & 2nd TEC held on 26/10/2021 & 28/10/2021. respectively. Contract signed for 47.68 million pcs. DGFP received 13.81 million as of December 2021 & rest 33.86 million will be delivered on January 2022 and onward.

PILL (Shukhi) – Current national stock of Oral Contraceptive Pill is 109.96 million cycles which will go up to June 2023.

- 2021-22: GoB (Rev.) – 13.4 million cycles* (3rd Generation) Procurement plan approved and IFT published on 11/08/2021. Tender opened on 13/09/2021 & 1st TEC meeting held on 21/09/2021. Tender rejected by Approving Authority on 14.11.2021.
- 2021-22: RPA(GoB)– 29.76 million cycles* (3rd Generation): Procurement plan approved and IFT published on 12/08/2021 in 05 (Five) Lots. Tender opened on 14/09/2021 & 1st TEC meeting held on 26/09/2021 & sent to Ministry for approval on 23/11/2021.

***Total 43.16 million cycles (3rd Generation) Oral Pill's procurement is in process.**

POP-APON – Current national stock of POP-APON Pill is 9.64 million cycles which will go up to March 2025.

- 2021-22: GoB (RPA) – 4 million cycles (POP - APON): Tender opened on 15/09/2021 & 1st TEC meeting held on 21/09/2021. Contract signed on 22/11/2021. DGFP received total quantity as of 31 December 2021
- 2021-22: GoB (Rev.) – 1.0 million cycles (POP- APON): Tender opened on 06/09/2021. 1st TEC meeting held on 09/09/2021. Tender approved & NOA issued on 15/09/2021 and contract signed on 30/09/2021. DGFP received total quantity as of 31 December 2021

IUD – Current national stock is 0.466 million pcs and this stock can be used up to October 2024.

INJECTABLES – Current stock of 23.06 million vials and that can be used up to June 2024. It is noted that Shelf Life of Injectable is three (03) years. So, the user should be cautious about the expiry date of Injectables.

IMPLANT – Current stock is 0.461 million sets, and this can be used up to February 2023.

- 2021-22: RPA (GoB) + GoB (Dev.) – 668,000 sets* (Lot 1 & 2 - Two rods): Procurement plan approved and IFT published on 13/08/2021. Tender opened on 16/09/2021. Tender rejected by Approving Authority on 26.12.2021. New tender will be published with modified specification
- 2021-22: GoB (Rev.) – 200,000 sets* of two rod implants: Procurement plan approved and IFT published on 19/08/2021. Tender opened on 09/09/2021 & 1st TEC meeting held on 21/09/2021. Tender rejected by Approving Authority on 20.12.2021. New tender will be published with modified specification
- 2021-22: RPA (GoB.) + GoB (Dev.) – 31,885 sets* (Two rods) – Carry forward from FY2020-21: Previous Tender rejected by TEC on 15/07/2021. Re-tender published on 11/08/2021 and tender opened on 26/08/2021. 1st TEC meeting held on 05/09/2021. Tender rejected by Approving Authority on 23/09/2021. New tender will be published with modified specification

***Total 8,99,885 sets Implant procurement is in process.**

You can also download the previous reports from <http://www.scmpbd.org>

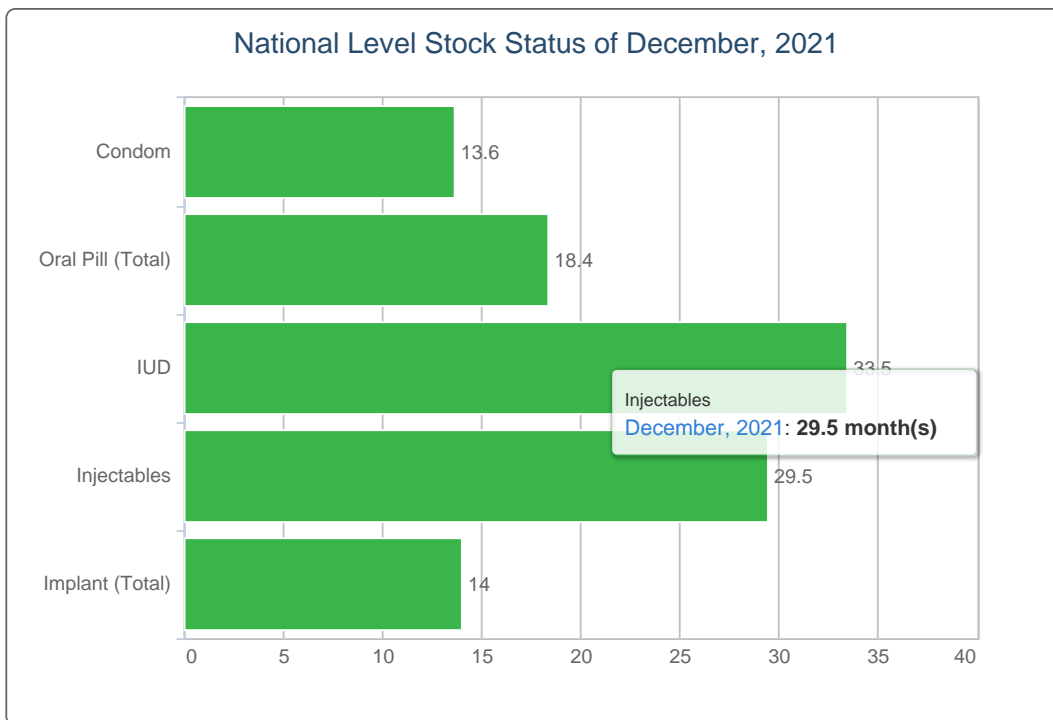
2. National Receipts Quantity by Product by Month

Contraceptive Received Report

Month: December, 2021

Item	Supplier	Receiver	Date Receipts	Qty
Condom	ESSENTIAL DRUGS CO. LTD.	Chattogram RWH	31/12/21	10,944,000
	KHULNA ESSENTIAL LATEX PLANT (KELP)	Bogura RWH	31/12/21	2,869,200
Total				13,813,200
APON	RENATA LIMITED	Dhaka CWH	31/12/21	5,000,000
Total				5,000,000

3. National Level Contraceptive Summary Report



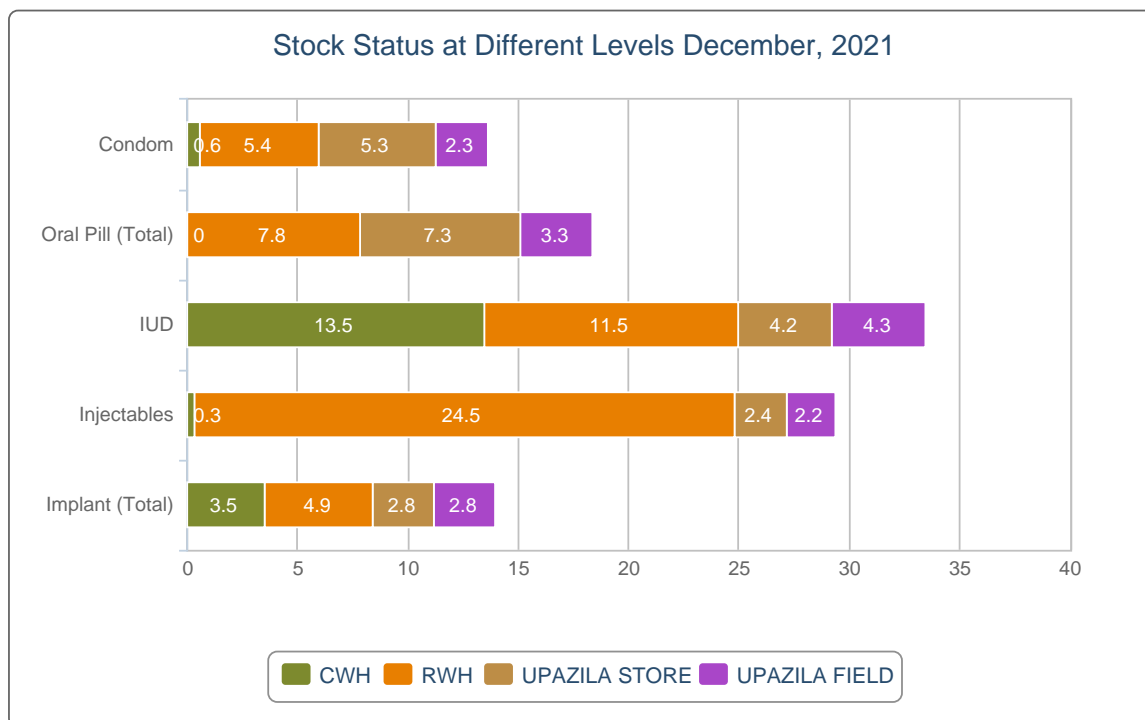
■ MOS: < 3.0
 ■ MOS: 3.0 - 5.9
 ■ MOS: 6.0 and above

MOS = Month of Stock

National Level Stock Status of December, 2021

SL	Name of Products	Reported Consumption	Reported Closing Balance	Average Monthly Consumption	MOS
1	Condom	7,875,876	106,845,299	7,841,081	13.6
2	Oral Pill (Total)	5,915,393	109,961,585	5,975,126	18.4
3	IUD	24,289	466,507	13,919	33.5
4	Injectables	786,313	23,059,916	782,170	29.5
5	Implant (Total)	59,156	461,592	33,048	14.0

4. Stock Status Report at Different Levels

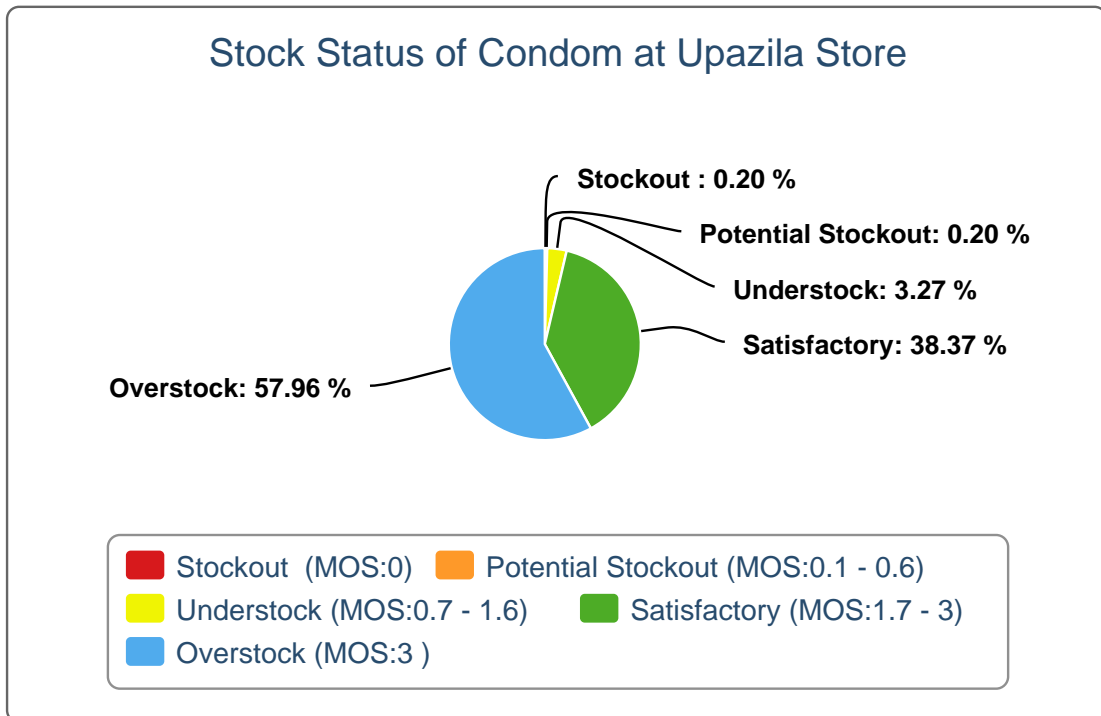


Stock Status at Different Levels December, 2021

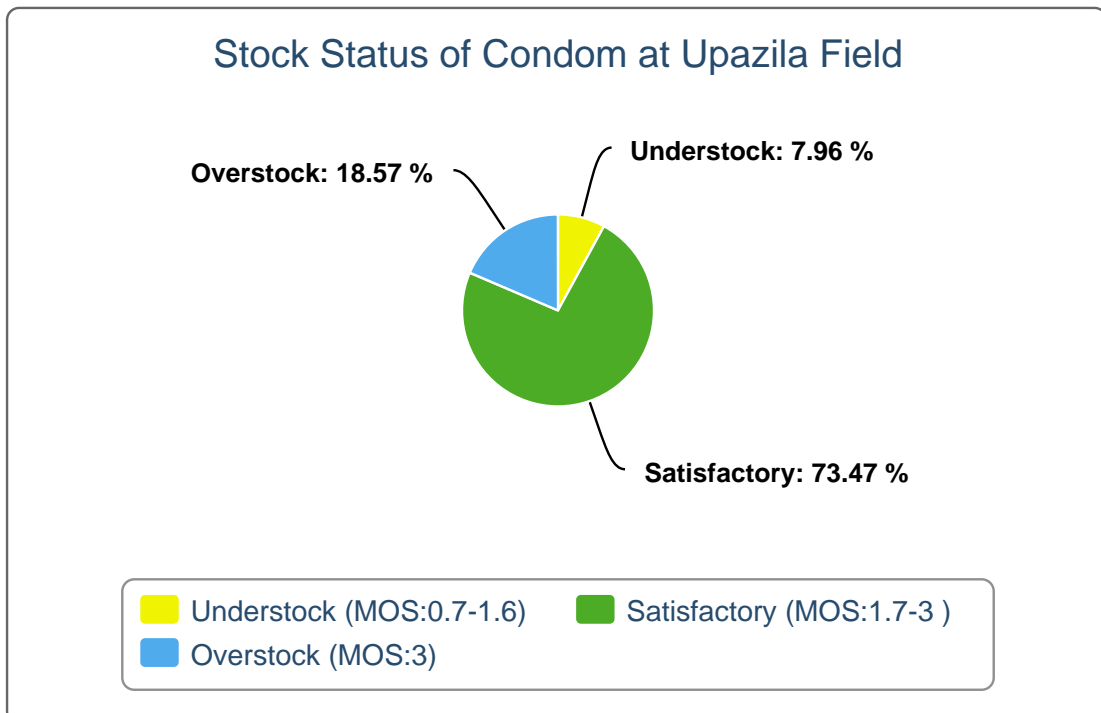
Products	Avg. Consump. of Last 6 Months	CWH Level	MOS	RWH Level	MOS	Upazila Level	MOS	Field Level	MOS	National Level	MOS
Condom	7,841,081	4,603,600	0.6	42,131,800	5.4	41,812,613	5.3	18,297,286	2.3	106,845,299	13.6
Oral Pill (Total)	5,975,126	35,518	0	46,621,523	7.8	43,731,419	7.3	19,573,125	3.3	109,961,585	18.4
IUD	13,919	188,399	13.5	159,531	11.5	58,151	4.2	60,426	4.3	466,507	33.5
Injectables	782,170	253,799	0.3	19,189,500	24.5	1,899,174	2.4	1,717,443	2.2	23,059,916	29.5
Implant (Total)	33,048	114,899	3.5	162,500	4.9	92,621	2.8	91,572	2.8	461,592	14

5. Contraceptive Stock Status by Product at Upazila Store and Field

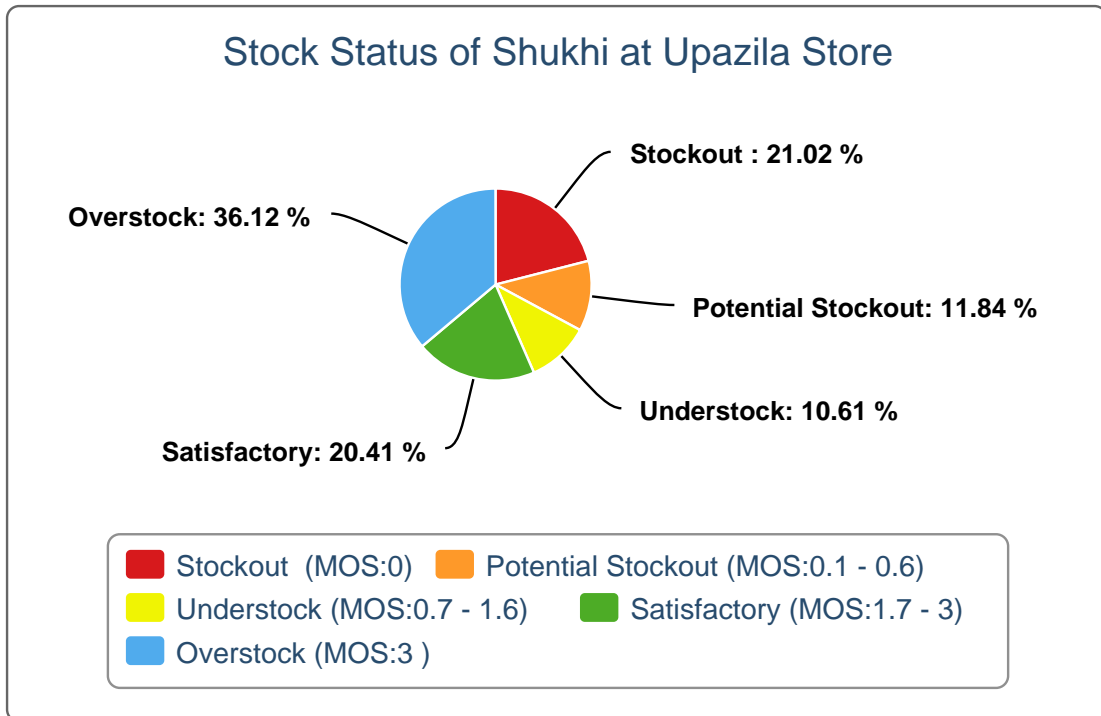
5(a).



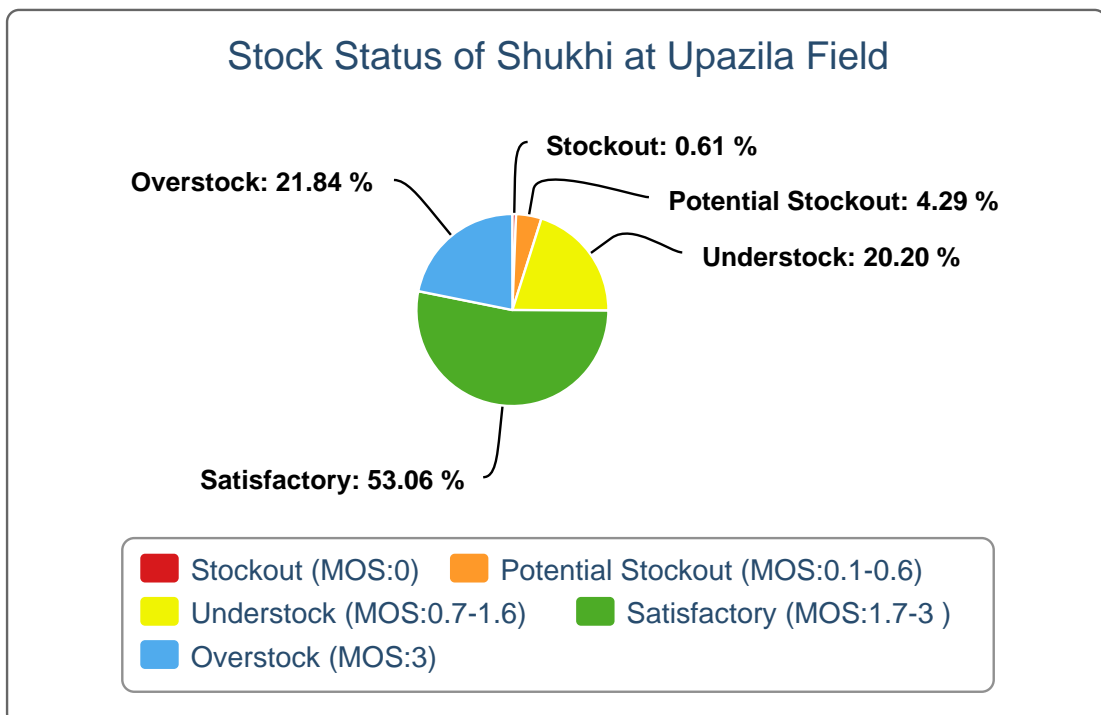
5(b).



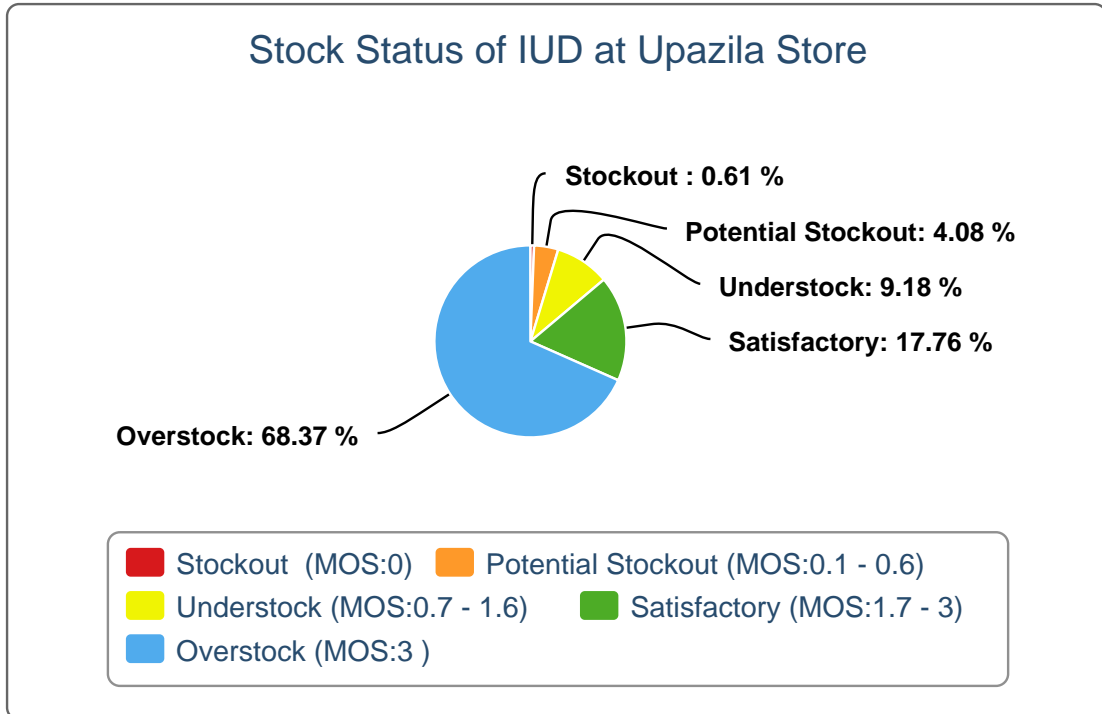
5(c).



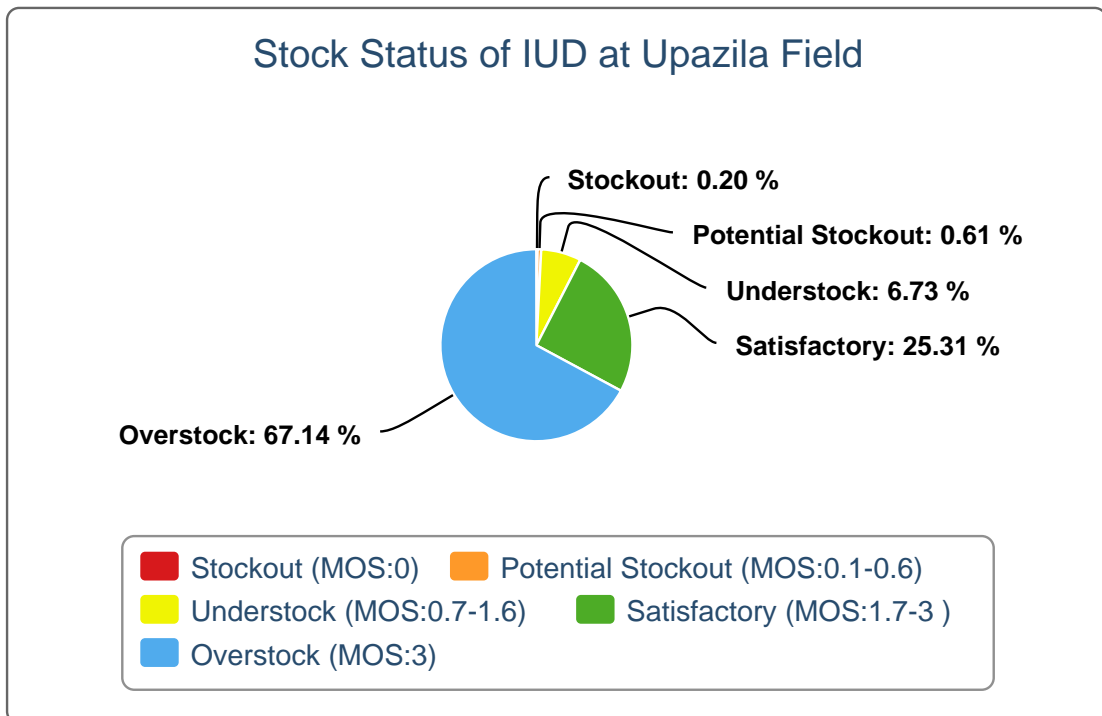
5(d).



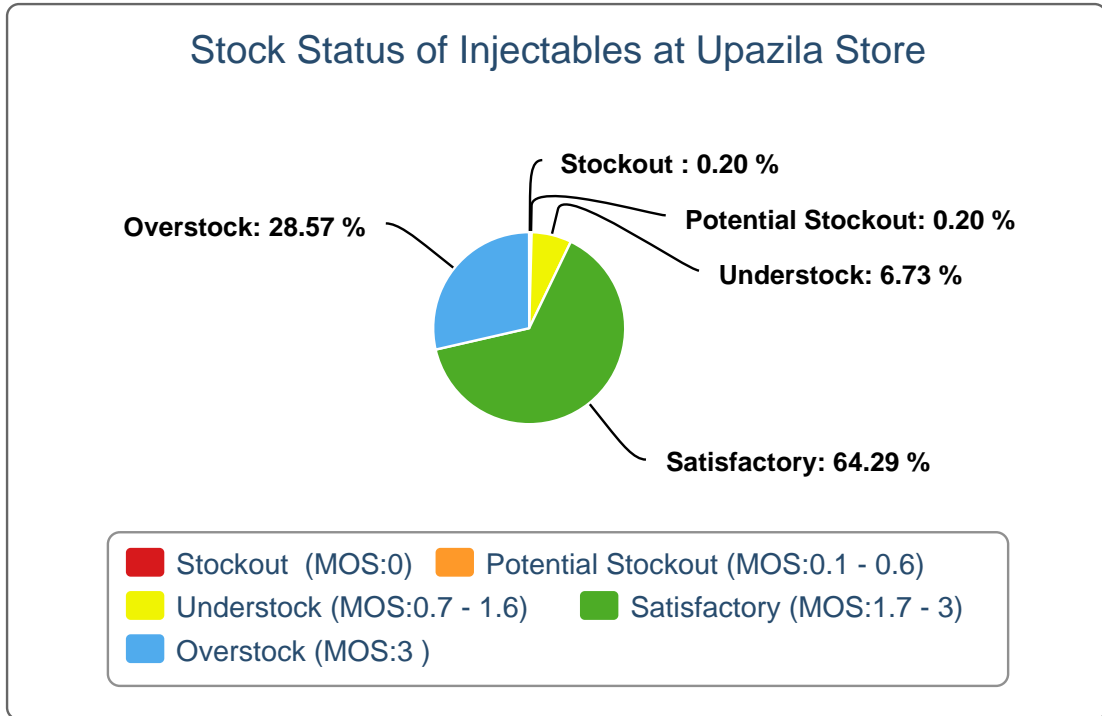
5(e).



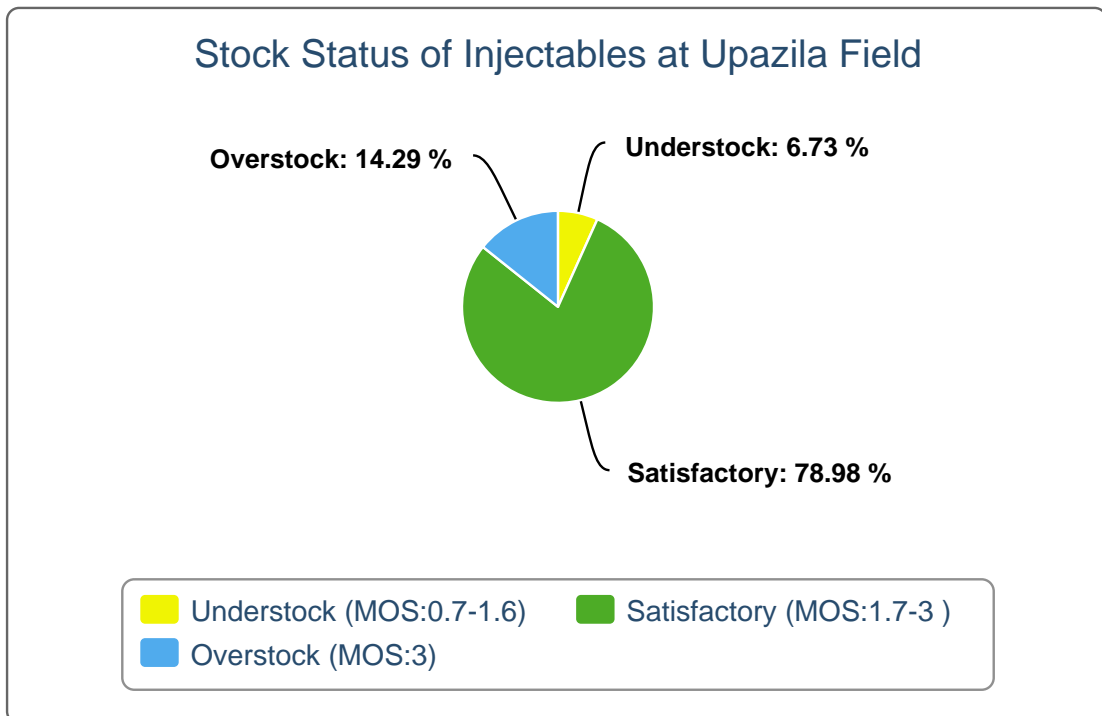
5(f).



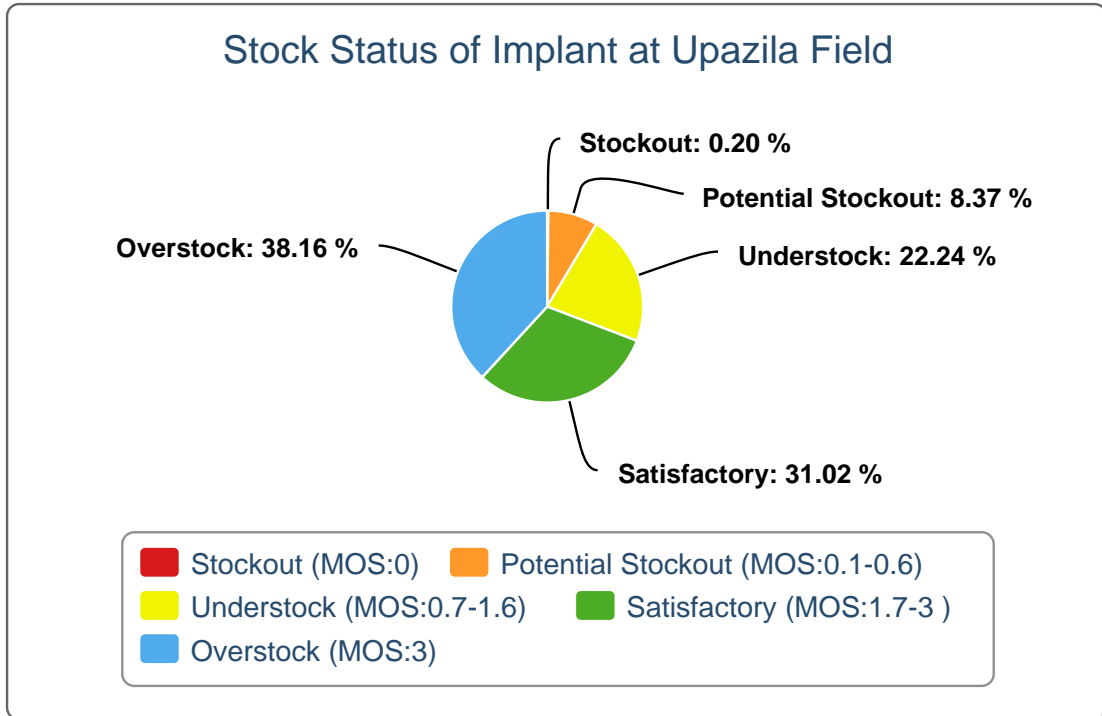
5(g).



5(h).



5(i).



6(a). Contraceptive Stock Status by Product at Regional Warehouses

SL	WH Name	Condom			Shukhi			IUD			Injectables			Implant		
		CBL	AMD	MOS	CBL	AMD	MOS	CBL	AMD	MOS	CBL	AMD	MOS	CBL	AMD	MOS
1	Bandarban RWH	190,800	32,264	5.9	191,520	21,392	9.0	725	148	4.9	14,000	3,076	4.6	400	212	1.9
2	Barishal RWH	1,475,600	218,378	6.8	612,480	176,733	3.5	7,850	411	19.1	118,500	26,583	4.5	7,600	1,030	7.4
3	Bhola RWH	705,600	41,457	17.0	358,560	55,690	6.4	3,600	150	24.0	55,000	28,483	1.9	2,000	351	5.7
4	Bogura RWH	4,945,600	465,233	10.6	3,134,400	329,649	9.5	14,450	574	25.2	4,943,000	28,570	173.0	17,900	2,313	7.7
5	Chattogram RWH	10,840,200	370,697	29.2	17,093,233	284,881	60.0	18,280	1,444	12.7	7,971,100	46,577	171.1	12,600	2,562	4.9
6	Cumilla RWH	853,200	433,511	2.0	546,240	344,240	1.6	3,150	1,408	2.2	163,000	58,584	2.8	15,000	2,378	6.3
7	Dhaka CWH	4,603,600	1,139,474	4.0	35,518	660,042	0.1	188,399	1,916	98.3	253,799	78,446	3.2	114,899	2,905	39.6
8	Dinajpur RWH	756,000	167,573	4.5	342,720	257,666	1.3	10,550	370	28.5	20,000	30,258	0.7	2,550	1,798	1.4
9	Faridpur RWH	716,400	411,524	1.7	793,920	298,283	2.7	7,300	744	9.8	137,000	29,721	4.6	4,550	1,887	2.4
10	Jamalpur RWH	871,200	263,756	3.3	917,760	204,214	4.5	8,100	250	32.4	55,000	22,410	2.5	5,700	1,093	5.2
11	Jashore RWH	1,706,400	411,068	4.2	535,240	273,397	2.0	3,300	382	8.6	94,600	36,826	2.6	8,350	1,261	6.6
12	Khulna RWH	4,015,600	471,699	8.5	17,848,730	327,978	54.4	14,450	525	27.5	4,988,900	31,321	159.3	13,800	1,407	9.8
13	Kushtia RWH	1,076,400	281,743	3.8	496,320	147,548	3.4	4,281	179	23.9	57,400	28,614	2.0	7,100	713	10.0
14	Mymensingh RWH	5,554,800	575,854	9.6	150,560	650,183	0.2	6,100	814	7.5	9,500	48,908	0.2	13,200	2,498	5.3
15	Noakhali RWH	363,600	209,280	1.7	371,040	151,442	2.5	7,000	884	7.9	79,000	38,664	2.0	2,350	1,537	1.5
16	Pabna RWH	936,000	434,281	2.2	528,480	290,380	1.8	6,550	795	8.2	68,000	37,057	1.8	10,250	838	12.2
17	Patuakhali RWH	1,098,000	99,192	11.1	729,120	131,670	5.5	7,500	357	21.0	100,000	21,366	4.7	3,150	1,151	2.7
18	Rajshahi RWH	1,281,600	572,939	2.2	327,840	244,872	1.3	12,895	297	43.4	92,000	26,533	3.5	13,200	1,240	10.6
19	Rangamati RWH	140,400	42,218	3.3	477,120	34,515	13.8	1,150	103	11.2	13,000	3,134	4.1	400	241	1.7
20	Rangpur RWH	2,293,200	436,678	5.3	755,520	577,016	1.3	4,100	1,212	3.4	55,000	90,110	0.6	13,800	2,594	5.3
21	Sylhet RWH	1,083,600	527,479	2.1	341,760	329,502	1.0	12,300	686	17.9	123,500	46,944	2.6	5,600	2,200	2.5
22	Tangail RWH	1,227,600	234,783	5.2	68,960	183,833	0.4	5,900	270	21.9	32,000	19,985	1.6	3,000	839	3.6

6(b). Contraceptive Stock Status by Product at Upazila

SL	Warehouse Name	Upazila Name	Condom			Shukhi			IUD			Injectables			Implant		
			CBL	AMD	MOS	CBL	AMD	MOS	CBL	AMD	MOS	CBL	AMD	MOS	CBL	AMD	MOS
1	Bandarban RWH	Alikadam	10,608	8,628	1.2	5,745	3,865	1.5	201	45	4.5	983	657	1.5	150	35	4.3
2	Bandarban RWH	Bandarban Sadar	13,735	3,563	3.9	18,956	3,682	5.1	92	28	3.3	1,924	528	3.6	108	49	2.2
3	Bandarban RWH	Lama	18,504	5,151	3.6	12,940	5,277	2.5	34	35	1.0	2,795	704	4.0	192	39	4.9
4	Bandarban RWH	Naikhongchhari	16,424	5,390	3.0	15,255	3,014	5.1	105	11	9.5	1,506	666	2.3	175	31	5.6
5	Bandarban RWH	Rowangchhari	13,232	1,812	7.3	8,615	1,966	4.4	16	6	2.7	715	210	3.4	44	17	2.6
6	Bandarban RWH	Ruma	7,620	5,329	1.4	4,215	1,710	2.5	4	13	0.3	247	163	1.5	70	20	3.5
7	Bandarban RWH	Thanchi	7,230	2,391	3.0	6,155	1,878	3.3	3	10	0.3	346	148	2.3	121	21	5.8
8	Barishal RWH	Agailjhara	77,300	6,114	12.6	22,683	7,887	2.9	75	9	8.3	1,929	650	3.0	100	37	2.7
9	Barishal RWH	Babuganj	280,800	5,582	50.3	37,000	6,550	5.6	77	19	4.1	572	507	1.1	100	41	2.4
10	Barishal RWH	Bakerganj	565,827	13,626	41.5	15,574	13,113	1.2	8	26	0.3	2,897	1,848	1.6	50	106	0.5
11	Barishal RWH	Banari Para	287,152	5,238	54.8	44,835	6,869	6.5	31	21	1.5	1,956	525	3.7	100	68	1.5
12	Barishal RWH	Barishal Sadar (kotwali)	36,996	36,971	1.0	36,420	16,075	2.3	186	63	3.0	8,880	3,506	2.5	314	119	2.6
13	Barishal RWH	Bhandaria	77,640	10,283	7.6	14,800	7,380	2.0	128	29	4.4	2,941	1,024	2.9	50	43	1.2
14	Barishal RWH	Gaurnadi	30,600	9,183	3.3	20,250	10,027	2.0	50	16	3.1	3,313	1,043	3.2	50	46	1.1
15	Barishal RWH	Hizla	87,152	7,668	11.4	27,105	5,038	5.4	68	10	6.8	1,774	1,336	1.3	200	16	12.5
16	Barishal RWH	Indurkani	173,060	5,735	30.2	14,355	5,335	2.7	91	9	10.1	2,564	774	3.3	50	31	1.6
17	Barishal RWH	Jhalokati Sadar	93,800	9,046	10.4	17,515	6,925	2.5	71	18	3.9	2,705	818	3.3	150	80	1.9
18	Barishal RWH	Kanthalia	81,529	4,568	17.8	40,990	4,208	9.7	111	6	18.5	826	597	1.4	150	24	6.3
19	Barishal RWH	Kawkhali	103,400	4,913	21.0	50,565	3,581	14.1	120	20	6.0	2,610	347	7.5	250	25	10.0
20	Barishal RWH	Mathbaria	103,008	13,799	7.5	1,680	15,110	0.1	41	23	1.8	1,015	1,683	0.6	50	36	1.4
21	Barishal RWH	Mehendiganj	104,412	10,277	10.2	57,590	8,089	7.1	80	18	4.4	2,870	3,370	0.9	250	21	11.9
22	Barishal RWH	Muladi	17,840	11,145	1.6	12,940	8,154	1.6	129	9	14.3	1,355	1,889	0.7	102	28	3.6
23	Barishal RWH	Nalchity	10,848	6,919	1.6	31,670	6,399	4.9	5	14	0.4	941	1,364	0.7	50	45	1.1
24	Barishal RWH	Nazirpur	108,240	14,632	7.4	26,425	10,123	2.6	205	26	7.9	5,570	1,475	3.8	200	41	4.9
25	Barishal RWH	Nesarabad (swarupkati)	41,608	17,473	2.4	17,790	12,393	1.4	91	25	3.6	2,380	1,454	1.6	150	65	2.3

SL	Warehouse Name	Upazila Name	Condom			Shukhi			IUD			Injectables			Implant		
			CBL	AMD	MOS	CBL	AMD	MOS	CBL	AMD	MOS	CBL	AMD	MOS	CBL	AMD	MOS
26	Barishal RWH	Pirojpur Sadar	63,496	9,748	6.5	48,687	7,548	6.5	141	24	5.9	2,537	961	2.6	100	62	1.6
27	Barishal RWH	Rajapur	81,196	5,507	14.7	38,525	4,306	8.9	50	4	12.5	1,377	578	2.4	200	13	15.4
28	Barishal RWH	Wazirpur	905,484	9,951	91.0	17,760	11,623	1.5	85	22	3.9	1,777	834	2.1	150	83	1.8
29	Bhola RWH	Bhola Sadar	22,257	11,600	1.9	28,588	12,794	2.2	92	53	1.7	11,268	5,368	2.1	10	131	0.1
30	Bhola RWH	Burhanuddin	8,268	3,116	2.7	23,870	7,515	3.2	38	19	2.0	3,131	1,421	2.2	150	27	5.6
31	Bhola RWH	Char Fasson	30,452	13,660	2.2	35,300	15,859	2.2	86	35	2.5	20,530	9,572	2.1	100	68	1.5
32	Bhola RWH	Daulat Khan	29,694	1,661	17.9	48,810	3,900	12.5	70	10	7.0	6,800	3,494	1.9	300	21	14.3
33	Bhola RWH	Lalmohan	15,230	6,223	2.4	31,409	9,642	3.3	56	22	2.5	10,340	5,159	2.0	250	45	5.6
34	Bhola RWH	Manpura	7,824	3,734	2.1	3,739	2,773	1.3	67	4	16.8	3,900	1,941	2.0	70	32	2.2
35	Bhola RWH	Tazumuddin	32,806	1,463	22.4	34,814	3,207	10.9	60	7	8.6	3,115	1,528	2.0	100	27	3.7
36	Bogura RWH	Adamdighi	35,100	9,046	3.9	314,780	6,041	52.1	83	15	5.5	1,103	254	4.3	100	39	2.6
37	Bogura RWH	Akkelpur	16,140	6,101	2.6	240,160	4,975	48.3	171	19	9.0	2,154	324	6.6	200	97	2.1
38	Bogura RWH	Atrai	41,540	12,693	3.3	57,315	11,072	5.2	114	7	16.3	3,338	489	6.8	100	46	2.2
39	Bogura RWH	Badalgachhi	31,630	9,551	3.3	52,195	10,201	5.1	31	6	5.2	2,596	1,148	2.3	150	48	3.1
40	Bogura RWH	Bogura Sadar	262,700	55,564	4.7	58,312	13,844	4.2	96	48	2.0	11,379	1,637	7.0	285	160	1.8
41	Bogura RWH	Dhamoirhat	36,104	7,751	4.7	1,053,920	7,540	139.8	93	7	13.3	1,520	598	2.5	250	37	6.8
42	Bogura RWH	Dhunat	75,100	35,271	2.1	372,450	20,451	18.2	67	17	3.9	5,665	2,133	2.7	250	83	3.0
43	Bogura RWH	Dhupchanchia	34,200	8,637	4.0	51,355	7,827	6.6	106	23	4.6	955	692	1.4	200	97	2.1
44	Bogura RWH	Gabtali	63,108	22,216	2.8	348,925	13,304	26.2	25	16	1.6	5,682	2,298	2.5	150	104	1.4
45	Bogura RWH	Ghoraghat	19,500	5,755	3.4	38,760	5,368	7.2	43	13	3.3	1,103	295	3.7	2	56	0.0
46	Bogura RWH	Hakimpur	22,100	6,118	3.6	35,865	4,142	8.7	32	6	5.3	470	214	2.2	200	30	6.7
47	Bogura RWH	Joypurhat Sadar	37,200	16,330	2.3	41,605	10,101	4.1	190	56	3.4	1,800	786	2.3	300	182	1.6
48	Bogura RWH	Kahaloo	52,092	16,982	3.1	29,475	10,556	2.8	91	18	5.1	1,909	887	2.2	50	122	0.4
49	Bogura RWH	Kalai	36,468	7,198	5.1	724,580	8,027	90.3	94	14	6.7	855	402	2.1	0	54	0.0
50	Bogura RWH	Khetlal	21,936	7,323	3.0	367,600	4,859	75.7	118	22	5.4	3,041	238	12.8	100	71	1.4

SL	Warehouse Name	Upazila Name	Condom			Shukhi			IUD			Injectables			Implant		
			CBL	AMD	MOS	CBL	AMD	MOS	CBL	AMD	MOS	CBL	AMD	MOS	CBL	AMD	MOS
51	Bogura RWH	Mahadebpur	48,912	14,697	3.3	791,100	15,641	50.6	41	5	8.2	1,765	796	2.2	50	89	0.6
52	Bogura RWH	Manda	54,190	21,360	2.5	67,845	27,002	2.5	537	59	9.1	4,694	1,785	2.6	100	71	1.4
53	Bogura RWH	Nandigram	31,800	8,419	3.8	28,080	10,282	2.7	70	3	23.3	1,200	314	3.8	250	46	5.4
54	Bogura RWH	Naogaon Sadar	51,630	21,263	2.4	69,725	13,017	5.4	177	23	7.7	4,315	1,281	3.4	100	87	1.1
55	Bogura RWH	Niamatpur	63,152	12,381	5.1	1,266,645	12,724	99.5	94	12	7.8	2,387	842	2.8	200	55	3.6
56	Bogura RWH	Panchbibi	42,020	11,571	3.6	1,545,654	6,899	224.0	75	18	4.2	1,857	812	2.3	300	119	2.5
57	Bogura RWH	Patnitala	38,508	9,116	4.2	739,674	9,673	76.5	101	9	11.2	3,734	625	6.0	100	79	1.3
58	Bogura RWH	Porsha	29,748	9,844	3.0	48,260	8,184	5.9	53	14	3.8	2,142	471	4.5	100	30	3.3
59	Bogura RWH	Raninagar	28,100	10,275	2.7	39,495	10,576	3.7	123	6	20.5	1,709	536	3.2	0	25	0.0
60	Bogura RWH	Sapahar	37,416	10,063	3.7	29,220	9,979	2.9	130	12	10.8	2,059	1,033	2.0	250	42	6.0
61	Bogura RWH	Sariakandi	47,232	12,457	3.8	1,001,295	8,076	124.0	60	27	2.2	4,085	1,040	3.9	200	89	2.2
62	Bogura RWH	Shajahanpur	68,304	39,466	1.7	25,655	12,342	2.1	105	22	4.8	3,441	975	3.5	200	103	1.9
63	Bogura RWH	Sherpur	68,180	30,491	2.2	118,590	17,621	6.7	30	22	1.4	4,048	1,521	2.7	200	71	2.8
64	Bogura RWH	Shibganj	39,900	16,893	2.4	395,880	19,535	20.3	72	10	7.2	8,500	3,405	2.5	300	85	3.5
65	Bogura RWH	Sonatola	52,360	10,401	5.0	569,495	9,790	58.2	150	45	3.3	3,865	739	5.2	0	96	0.0
66	Chattogram RWH	Anowara	18,000	8,177	2.2	131,030	9,723	13.5	138	17	8.1	1,606	762	2.1	100	52	1.9
67	Chattogram RWH	Banshkhali	22,404	10,457	2.1	36,180	8,969	4.0	122	21	5.8	4,496	1,871	2.4	150	101	1.5
68	Chattogram RWH	Boalkhali	211,773	6,710	31.6	114,667	6,709	17.1	61	33	1.8	1,006	442	2.3	300	78	3.8
69	Chattogram RWH	Chakaria	26,688	13,309	2.0	104,955	12,690	8.3	91	81	1.1	6,162	3,055	2.0	300	140	2.1
70	Chattogram RWH	Chandanaish	16,800	6,531	2.6	79,885	6,524	12.2	145	30	4.8	1,898	823	2.3	200	43	4.7
71	Chattogram RWH	Cox's Bazar Sadar	120,744	24,204	5.0	71,975	16,154	4.5	343	48	7.1	6,915	3,323	2.1	224	95	2.4
72	Chattogram RWH	Dighinala	17,880	7,813	2.3	26,410	8,811	3.0	66	18	3.7	2,307	1,064	2.2	300	44	6.8
73	Chattogram RWH	Double Mooring	82,548	49,150	1.7	27,310	11,449	2.4	904	265	3.4	5,556	2,619	2.1	420	170	2.5
74	Chattogram RWH	Fatikchhari	98,100	13,334	7.4	200,685	15,706	12.8	236	18	13.1	3,660	1,933	1.9	400	189	2.1
75	Chattogram RWH	Hathazari	52,200	27,462	1.9	62,385	16,869	3.7	60	20	3.0	2,443	1,310	1.9	350	52	6.7

SL	Warehouse Name	Upazila Name	Condom			Shukhi			IUD			Injectables			Implant		
			CBL	AMD	MOS	CBL	AMD	MOS	CBL	AMD	MOS	CBL	AMD	MOS	CBL	AMD	MOS
76	Chattogram RWH	Khagrachhari Sadar	5,700	3,145	1.8	72,375	5,089	14.2	6	64	0.1	505	432	1.2	101	23	4.4
77	Chattogram RWH	Kutubdia	20,352	2,753	7.4	25,420	2,435	10.4	117	36	3.3	4,190	874	4.8	200	51	3.9
78	Chattogram RWH	Lakshmichhari	17,119	974	17.6	162,919	1,923	84.7	38	14	2.7	288	102	2.8	85	25	3.4
79	Chattogram RWH	Lohagara	15,162	6,568	2.3	305,358	7,165	42.6	115	18	6.4	2,675	1,306	2.0	250	40	6.3
80	Chattogram RWH	Mahalchhari	10,716	2,961	3.6	7,885	4,445	1.8	51	8	6.4	596	312	1.9	50	19	2.6
81	Chattogram RWH	Maheshkhali	176,024	6,440	27.3	42,240	15,653	2.7	87	46	1.9	5,943	3,035	2.0	208	109	1.9
82	Chattogram RWH	Manikchhari	15,620	1,040	15.0	65,780	1,849	35.6	155	3	51.7	1,199	426	2.8	150	46	3.3
83	Chattogram RWH	Matiranga	13,500	7,482	1.8	43,615	6,973	6.3	175	35	5.0	1,526	893	1.7	400	44	9.1
84	Chattogram RWH	Mirsharai	19,926	10,606	1.9	86,976	11,790	7.4	71	36	2.0	3,091	1,619	1.9	200	54	3.7
85	Chattogram RWH	Panchhari	16,528	2,531	6.5	31,120	4,331	7.2	163	9	18.1	408	198	2.1	250	33	7.6
86	Chattogram RWH	Panchlaish	75,480	36,194	2.1	18,866	9,014	2.1	252	120	2.1	4,670	2,266	2.1	270	122	2.2
87	Chattogram RWH	Patiya	32,600	15,404	2.1	81,590	14,431	5.7	260	116	2.2	3,710	1,793	2.1	270	114	2.4
88	Chattogram RWH	Pekua	168,600	7,602	22.2	241,550	6,852	35.3	117	37	3.2	5,199	2,688	1.9	400	74	5.4
89	Chattogram RWH	Ramgarh	41,908	3,128	13.4	48,275	4,539	10.6	40	7	5.7	229	213	1.1	150	19	7.9
90	Chattogram RWH	Ramu	19,616	9,709	2.0	127,440	5,828	21.9	132	54	2.4	3,567	1,785	2.0	395	107	3.7
91	Chattogram RWH	Rangunia	28,059	14,076	2.0	76,641	12,141	6.3	77	38	2.0	3,071	1,511	2.0	400	159	2.5
92	Chattogram RWH	Raozan	18,784	8,707	2.2	75,230	8,349	9.0	42	57	0.7	2,415	1,135	2.1	200	118	1.7
93	Chattogram RWH	Sandwip	22,378	8,882	2.5	55,295	10,743	5.1	211	13	16.2	4,392	1,333	3.3	50	93	0.5
94	Chattogram RWH	Satkania	47,660	9,564	5.0	73,770	8,773	8.4	102	20	5.1	1,345	715	1.9	300	69	4.3
95	Chattogram RWH	Sitakunda	20,257	13,156	1.5	82,715	9,482	8.7	110	41	2.7	2,483	1,284	1.9	0	63	0.0
96	Chattogram RWH	Teknaf	54,796	25,332	2.2	321,690	13,741	23.4	100	68	1.5	7,770	4,275	1.8	250	113	2.2
97	Chattogram RWH	Ukhia	25,550	7,296	3.5	84,800	5,731	14.8	163	53	3.1	2,561	1,180	2.2	230	103	2.2
98	Cumilla RWH	Akhaura	62,308	5,635	11.1	43,006	4,488	9.6	112	17	6.6	2,309	689	3.4	50	21	2.4
99	Cumilla RWH	Ashuganj	72,100	11,676	6.2	44,895	6,532	6.9	71	24	3.0	2,968	758	3.9	100	49	2.0
100	Cumilla RWH	Banchhampur	118,800	13,958	8.5	89,500	9,324	9.6	164	36	4.6	4,863	1,495	3.3	200	135	1.5

SL	Warehouse Name	Upazila Name	Condom			Shukhi			IUD			Injectables			Implant		
			CBL	AMD	MOS	CBL	AMD	MOS	CBL	AMD	MOS	CBL	AMD	MOS	CBL	AMD	MOS
101	Cumilla RWH	Barura	71,604	12,660	5.7	40,990	15,458	2.7	53	44	1.2	3,712	2,831	1.3	100	67	1.5
102	Cumilla RWH	Bijoynagar	86,208	10,868	7.9	82,971	8,668	9.6	136	15	9.1	4,534	1,381	3.3	50	41	1.2
103	Cumilla RWH	Brahman Para	64,800	7,295	8.9	64,570	7,040	9.2	190	26	7.3	2,350	714	3.3	111	54	2.1
104	Cumilla RWH	Brahmanbaria Sadar	156,700	23,662	6.6	108,350	10,982	9.9	290	69	4.2	5,630	2,026	2.8	175	104	1.7
105	Cumilla RWH	Burichang	101,078	22,705	4.5	90,110	16,410	5.5	156	39	4.0	4,713	1,729	2.7	200	77	2.6
106	Cumilla RWH	Chandina	80,037	11,456	7.0	69,060	13,908	5.0	47	38	1.2	5,574	2,719	2.1	100	32	3.1
107	Cumilla RWH	Chandpur Sadar	82,800	12,232	6.8	64,495	12,233	5.3	133	88	1.5	5,819	2,229	2.6	250	108	2.3
108	Cumilla RWH	Chauddagram	134,636	16,660	8.1	74,855	15,397	4.9	166	27	6.1	5,960	3,346	1.8	300	34	8.8
109	Cumilla RWH	Cumilla Adarsha Sadar	93,900	41,344	2.3	50,775	16,175	3.1	263	96	2.7	5,233	2,918	1.8	224	127	1.8
110	Cumilla RWH	Cumilla Sadar Dakshin	156,504	11,614	13.5	69,925	13,059	5.4	78	27	2.9	4,846	2,296	2.1	100	60	1.7
111	Cumilla RWH	Daudkandi	61,728	9,964	6.2	76,615	9,970	7.7	174	69	2.5	3,939	1,778	2.2	150	39	3.8
112	Cumilla RWH	Debidwar	146,700	15,416	9.5	90,135	15,707	5.7	30	144	0.2	4,918	2,864	1.7	200	58	3.4
113	Cumilla RWH	Faridganj	92,100	10,036	9.2	83,490	10,673	7.8	165	78	2.1	4,675	2,056	2.3	50	151	0.3
114	Cumilla RWH	Haim Char	28,000	2,878	9.7	30,875	3,947	7.8	97	25	3.9	2,176	410	5.3	50	28	1.8
115	Cumilla RWH	Hajiganj	80,600	5,762	14.0	80,630	9,721	8.3	80	50	1.6	3,925	1,802	2.2	10	66	0.2
116	Cumilla RWH	Homna	123,488	16,739	7.4	66,605	8,934	7.5	17	21	0.8	1,964	1,059	1.9	160	37	4.3
117	Cumilla RWH	Kachua	97,600	9,052	10.8	77,410	11,193	6.9	276	51	5.4	6,274	2,939	2.1	100	53	1.9
118	Cumilla RWH	Kasba	127,400	18,572	6.9	63,095	12,301	5.1	117	49	2.4	2,280	1,091	2.1	110	144	0.8
119	Cumilla RWH	Laksam	75,000	7,665	9.8	46,555	6,636	7.0	88	29	3.0	7,425	1,618	4.6	210	35	6.0
120	Cumilla RWH	Lalmai	5,388	4,476	1.2	3,720	6,364	0.6	185	13	14.2	1,176	788	1.5	100	26	3.8
121	Cumilla RWH	Manoharganj	76,100	9,012	8.4	52,435	7,554	6.9	77	10	7.7	2,847	1,209	2.4	150	34	4.4
122	Cumilla RWH	Matlab Dakshin	86,100	6,128	14.1	60,777	6,573	9.2	100	23	4.3	2,962	1,490	2.0	200	54	3.7
123	Cumilla RWH	Matlab Uttar	96,800	10,741	9.0	94,165	11,444	8.2	213	68	3.1	5,202	1,324	3.9	60	105	0.6
124	Cumilla RWH	Meghna	50,400	5,092	9.9	40,340	4,634	8.7	5	23	0.2	1,389	764	1.8	150	44	3.4
125	Cumilla RWH	Muradnagar	235,906	26,185	9.0	135,500	16,260	8.3	214	47	4.6	7,770	3,200	2.4	0	203	0.0

SL	Warehouse Name	Upazila Name	Condom			Shukhi			IUD			Injectables			Implant		
			CBL	AMD	MOS	CBL	AMD	MOS	CBL	AMD	MOS	CBL	AMD	MOS	CBL	AMD	MOS
126	Cumilla RWH	Nabinagar	174,265	18,355	9.5	99,303	12,334	8.1	5	36	0.1	3,403	1,567	2.2	0	111	0.0
127	Cumilla RWH	Nangalkot	116,900	17,045	6.9	54,796	8,050	6.8	162	30	5.4	4,826	1,924	2.5	200	59	3.4
128	Cumilla RWH	Nasirnagar	94,488	8,576	11.0	89,405	12,076	7.4	70	21	3.3	3,766	1,098	3.4	50	73	0.7
129	Cumilla RWH	Sarail	95,900	19,614	4.9	70,790	10,164	7.0	120	12	10.0	3,701	1,565	2.4	150	70	2.1
130	Cumilla RWH	Shahrasti	48,700	3,904	12.5	55,770	6,155	9.1	92	24	3.8	4,633	1,857	2.5	250	52	4.8
131	Cumilla RWH	Titas	56,152	6,534	8.6	54,760	3,876	14.1	195	39	5.0	3,122	1,050	3.0	200	27	7.4
132	Dhaka CWH	Araihazar	28,844	14,955	1.9	65,440	22,075	3.0	79	46	1.7	4,396	2,105	2.1	500	101	5.0
133	Dhaka CWH	Bandar	77,883	34,733	2.2	27,984	15,885	1.8	50	24	2.1	4,588	2,131	2.2	281	50	5.6
134	Dhaka CWH	Belabo	17,496	8,269	2.1	12,770	7,310	1.7	58	19	3.1	1,415	767	1.8	150	52	2.9
135	Dhaka CWH	Daulatpur	23,520	11,697	2.0	35,340	9,149	3.9	98	13	7.5	2,051	1,027	2.0	100	81	1.2
136	Dhaka CWH	Dhamrai	29,868	23,562	1.3	5,084	21,182	0.2	185	110	1.7	2,629	1,385	1.9	350	67	5.2
137	Dhaka CWH	Dohar	24,124	12,416	1.9	60	6,690	0.0	21	13	1.6	1,091	597	1.8	100	45	2.2
138	Dhaka CWH	Gazaria	17,360	7,512	2.3	19,910	6,598	3.0	8	14	0.6	1,084	637	1.7	101	31	3.3
139	Dhaka CWH	Gazipur Sadar	86,748	40,633	2.1	11,870	19,483	0.6	130	60	2.2	4,027	1,776	2.3	300	47	6.4
140	Dhaka CWH	Ghior	19,848	8,561	2.3	34,790	5,504	6.3	99	12	8.3	940	462	2.0	500	28	17.9
141	Dhaka CWH	Harirampur	38,312	12,996	2.9	42,965	4,987	8.6	102	5	20.4	1,132	377	3.0	1,303	61	21.4
142	Dhaka CWH	Kaliakair	51,565	22,821	2.3	14,268	19,533	0.7	36	23	1.6	1,234	704	1.8	300	35	8.6
143	Dhaka CWH	Kaliganj	72,332	29,796	2.4	46,400	14,736	3.1	64	10	6.4	2,756	1,479	1.9	250	25	10.0
144	Dhaka CWH	Kapasias	35,472	15,575	2.3	6,665	12,781	0.5	24	9	2.7	1,193	589	2.0	100	63	1.6
145	Dhaka CWH	Keraniganj	77,100	37,124	2.1	36,620	21,091	1.7	65	98	0.7	5,603	2,583	2.2	100	123	0.8
146	Dhaka CWH	Lohajang	21,672	10,145	2.1	19,240	6,376	3.0	48	13	3.7	1,161	534	2.2	300	29	10.3
147	Dhaka CWH	Manikganj Sadar	47,400	23,300	2.0	40,520	11,185	3.6	403	21	19.2	1,858	838	2.2	0	126	0.0
148	Dhaka CWH	Manohardi	24,790	12,313	2.0	54,025	9,048	6.0	202	35	5.8	3,585	1,830	2.0	200	25	8.0
149	Dhaka CWH	Mirpur	203,340	142,258	1.4	75,515	32,848	2.3	1,135	348	3.3	28,730	8,906	3.2	1,270	347	3.7
150	Dhaka CWH	Munshiganj Sadar	53,628	25,982	2.1	37,890	16,090	2.4	24	24	1.0	3,177	1,396	2.3	150	55	2.7

SL	Warehouse Name	Upazila Name	Condom			Shukhi			IUD			Injectables			Implant		
			CBL	AMD	MOS	CBL	AMD	MOS	CBL	AMD	MOS	CBL	AMD	MOS	CBL	AMD	MOS
151	Dhaka CWH	Narayanganj Sadar	144,204	75,188	1.9	39,585	47,830	0.8	122	39	3.1	13,886	7,150	1.9	800	122	6.6
152	Dhaka CWH	Narsingdi Sadar	139,832	60,362	2.3	35,821	55,537	0.6	106	113	0.9	14,984	9,848	1.5	430	113	3.8
153	Dhaka CWH	Nawabganj	35,739	16,855	2.1	27,840	9,487	2.9	19	13	1.5	1,368	662	2.1	300	60	5.0
154	Dhaka CWH	Palash	26,900	12,686	2.1	4,800	11,044	0.4	49	16	3.1	2,039	947	2.2	80	43	1.9
155	Dhaka CWH	Roypura	90,744	43,510	2.1	68,940	22,912	3.0	225	81	2.8	7,463	3,725	2.0	200	65	3.1
156	Dhaka CWH	Rupganj	67,840	32,664	2.1	26,047	32,082	0.8	124	39	3.2	5,657	2,872	2.0	600	60	10.0
157	Dhaka CWH	Saturia	23,300	10,407	2.2	22,680	7,873	2.9	88	22	4.0	1,223	606	2.0	350	48	7.3
158	Dhaka CWH	Savar	83,800	72,155	1.2	70,965	28,855	2.5	163	95	1.7	7,837	3,978	2.0	300	82	3.7
159	Dhaka CWH	Serajdikhan	32,528	15,475	2.1	54,239	14,401	3.8	159	32	5.0	1,877	904	2.1	300	47	6.4
160	Dhaka CWH	Shibalaya	22,800	10,863	2.1	10,529	7,229	1.5	43	9	4.8	1,695	760	2.2	350	52	6.7
161	Dhaka CWH	Shibpur	36,816	18,211	2.0	53,055	14,409	3.7	3	19	0.2	3,168	1,679	1.9	200	58	3.4
162	Dhaka CWH	Singair	42,984	18,385	2.3	60,352	9,559	6.3	30	13	2.3	1,296	599	2.2	700	51	13.7
163	Dhaka CWH	Sonargaon	46,397	24,906	1.9	65,162	20,666	3.2	76	19	4.0	5,105	2,595	2.0	400	58	6.9
164	Dhaka CWH	Sreenagar	28,516	12,156	2.3	66,880	9,493	7.0	56	18	3.1	1,284	590	2.2	300	47	6.4
165	Dhaka CWH	Sreepur	51,260	24,943	2.1	8,300	23,147	0.4	130	35	3.7	3,673	1,506	2.4	500	70	7.1
166	Dhaka CWH	Tejgaon	715,800	158,678	4.5	175,530	66,346	2.6	1,210	400	3.0	21,275	8,801	2.4	1,350	465	2.9
167	Dhaka CWH	Tongi	61,368	26,441	2.3	28,535	8,607	3.3	157	47	3.3	1,491	698	2.1	160	55	2.9
168	Dhaka CWH	Tongibari	21,616	10,941	2.0	40,400	8,014	5.0	56	9	6.2	868	403	2.2	450	18	25.0
169	Dinajpur RWH	Atwari	19,642	2,348	8.4	29,890	5,151	5.8	121	6	20.2	2,360	611	3.9	200	26	7.7
170	Dinajpur RWH	Baliadangi	16,700	3,007	5.6	45,215	5,974	7.6	127	7	18.1	3,407	1,610	2.1	100	35	2.9
171	Dinajpur RWH	Biral	28,226	7,553	3.7	82,265	10,111	8.1	203	10	20.3	3,814	1,251	3.0	210	85	2.5
172	Dinajpur RWH	Birampur	15,900	6,251	2.5	44,060	5,778	7.6	209	14	14.9	1,985	242	8.2	50	35	1.4
173	Dinajpur RWH	Birganj	23,676	9,203	2.6	57,870	19,305	3.0	149	26	5.7	3,442	1,717	2.0	550	207	2.7
174	Dinajpur RWH	Bochaganj	24,804	5,024	4.9	59,800	9,537	6.3	204	24	8.5	2,253	662	3.4	300	81	3.7
175	Dinajpur RWH	Boda	21,500	7,215	3.0	42,045	15,596	2.7	152	6	25.3	6,422	2,329	2.8	0	106	0.0

SL	Warehouse Name	Upazila Name	Condom			Shukhi			IUD			Injectables			Implant		
			CBL	AMD	MOS	CBL	AMD	MOS	CBL	AMD	MOS	CBL	AMD	MOS	CBL	AMD	MOS
176	Dinajpur RWH	Chirirbandar	12,651	6,306	2.0	52,425	13,835	3.8	175	10	17.5	3,264	1,149	2.8	100	73	1.4
177	Dinajpur RWH	Debiganj	31,300	10,297	3.0	54,435	19,651	2.8	154	21	7.3	6,607	3,216	2.1	50	56	0.9
178	Dinajpur RWH	Dinajpur Sadar	48,200	21,403	2.3	67,835	16,279	4.2	126	35	3.6	4,485	2,019	2.2	20	244	0.1
179	Dinajpur RWH	Fulbari	18,564	7,641	2.4	47,220	7,049	6.7	156	17	9.2	1,838	258	7.1	210	76	2.8
180	Dinajpur RWH	Haripur	24,700	2,949	8.4	42,008	5,895	7.1	71	10	7.1	2,844	537	5.3	0	21	0.0
181	Dinajpur RWH	Kaharole	19,600	3,388	5.8	51,270	9,730	5.3	117	22	5.3	2,162	640	3.4	100	96	1.0
182	Dinajpur RWH	Khansama	25,784	3,795	6.8	55,240	13,961	4.0	156	12	13.0	1,000	1,166	0.9	250	113	2.2
183	Dinajpur RWH	Nawabganj	18,700	8,664	2.2	51,000	10,688	4.8	208	5	41.6	3,601	1,137	3.2	0	56	0.0
184	Dinajpur RWH	Panchagarh Sadar	21,000	10,405	2.0	30,640	13,356	2.3	83	15	5.5	5,157	2,159	2.4	50	52	1.0
185	Dinajpur RWH	Parbatipur	42,480	19,855	2.1	23,600	21,007	1.1	301	57	5.3	3,889	1,725	2.3	250	127	2.0
186	Dinajpur RWH	Pirganj	34,570	5,781	6.0	81,035	9,597	8.4	205	24	8.5	3,053	897	3.4	300	59	5.1
187	Dinajpur RWH	Ranisankail	24,708	4,863	5.1	28,180	12,727	2.2	117	9	13.0	2,993	940	3.2	100	44	2.3
188	Dinajpur RWH	Tentulia	15,360	5,638	2.7	33,092	6,914	4.8	140	20	7.0	3,096	486	6.4	50	48	1.0
189	Dinajpur RWH	Thakurgaon Sadar	39,900	15,987	2.5	67,570	25,525	2.6	300	20	15.0	11,546	5,507	2.1	410	158	2.6
190	Faridpur RWH	Alfadanga	110,096	6,990	15.8	23,525	3,543	6.6	42	7	6.0	1,380	455	3.0	100	45	2.2
191	Faridpur RWH	Baliakandi	276,050	23,070	12.0	26,740	10,871	2.5	48	22	2.2	3,826	1,070	3.6	150	33	4.5
192	Faridpur RWH	Bhanga	250,225	22,655	11.0	134,997	13,403	10.1	425	78	5.4	2,885	769	3.8	200	123	1.6
193	Faridpur RWH	Bhedarganj	30,496	6,715	4.5	41,010	8,281	5.0	139	30	4.6	4,971	1,459	3.4	200	47	4.3
194	Faridpur RWH	Boalmari	62,920	13,241	4.8	43,255	11,034	3.9	116	14	8.3	3,491	1,013	3.4	100	95	1.1
195	Faridpur RWH	Char Bhadrasan	18,790	4,572	4.1	1,830	2,008	0.9	71	13	5.5	1,515	149	10.2	50	37	1.4
196	Faridpur RWH	Damudya	48,720	4,064	12.0	34,020	2,719	12.5	105	15	7.0	1,391	271	5.1	150	14	10.7
197	Faridpur RWH	Faridpur Sadar	110,597	40,968	2.7	38,295	17,968	2.1	39	27	1.4	8,751	3,211	2.7	150	177	0.8
198	Faridpur RWH	Goalanda	345,564	8,155	42.4	57,220	3,896	14.7	7	5	1.4	4,355	758	5.7	50	41	1.2
199	Faridpur RWH	Gopalganj Sadar	88,798	27,950	3.2	44,225	14,368	3.1	277	34	8.1	4,292	1,053	4.1	400	117	3.4
200	Faridpur RWH	Gosairhat	291,680	8,136	35.9	39,150	6,149	6.4	211	18	11.7	3,442	804	4.3	200	28	7.1

SL	Warehouse Name	Upazila Name	Condom			Shukhi			IUD			Injectables			Implant		
			CBL	AMD	MOS	CBL	AMD	MOS	CBL	AMD	MOS	CBL	AMD	MOS	CBL	AMD	MOS
201	Faridpur RWH	Kalkini	179,800	16,420	11.0	45,840	13,551	3.4	283	40	7.1	4,393	1,315	3.3	100	72	1.4
202	Faridpur RWH	Kalukhali	96,504	7,963	12.1	39,545	9,048	4.4	205	7	29.3	3,083	538	5.7	0	48	0.0
203	Faridpur RWH	Kashiani	150,696	14,180	10.6	21,185	9,344	2.3	71	6	11.8	730	696	1.0	300	56	5.4
204	Faridpur RWH	Kotalipara	57,900	9,964	5.8	48,465	13,824	3.5	113	10	11.3	3,470	659	5.3	400	68	5.9
205	Faridpur RWH	Madaripur Sadar	82,064	16,682	4.9	39,430	19,578	2.0	256	54	4.7	11,199	3,388	3.3	400	75	5.3
206	Faridpur RWH	Madhukhali	286,628	17,632	16.3	53,195	17,671	3.0	220	41	5.4	5,078	1,315	3.9	100	75	1.3
207	Faridpur RWH	Muksudpur	216,888	19,570	11.1	97,320	21,406	4.5	90	17	5.3	6,572	1,793	3.7	200	73	2.7
208	Faridpur RWH	Nagarkanda	157,968	15,603	10.1	42,640	10,243	4.2	196	33	5.9	2,180	461	4.7	150	56	2.7
209	Faridpur RWH	Naria	293,339	7,657	38.3	39,045	8,531	4.6	153	15	10.2	2,324	515	4.5	150	40	3.8
210	Faridpur RWH	Pangsha	193,100	17,123	11.3	42,745	11,474	3.7	81	18	4.5	7,286	1,779	4.1	400	78	5.1
211	Faridpur RWH	Rajbari Sadar	80,024	19,217	4.2	46,495	11,267	4.1	554	95	5.8	6,077	1,266	4.8	450	135	3.3
212	Faridpur RWH	Rajoir	46,015	10,001	4.6	30,273	10,899	2.8	103	8	12.9	2,917	870	3.4	200	51	3.9
213	Faridpur RWH	Sadarpur	293,104	18,257	16.1	47,285	7,530	6.3	75	11	6.8	1,985	493	4.0	250	60	4.2
214	Faridpur RWH	Saltha	87,408	10,683	8.2	31,290	7,715	4.1	72	21	3.4	2,610	560	4.7	100	66	1.5
215	Faridpur RWH	Shariatpur Sadar	53,908	8,395	6.4	23,530	6,543	3.6	256	44	5.8	1,679	600	2.8	320	67	4.8
216	Faridpur RWH	Shib Char	55,636	16,249	3.4	53,845	13,498	4.0	135	32	4.2	6,272	1,371	4.6	150	50	3.0
217	Faridpur RWH	Tungipara	33,880	7,741	4.4	18,795	5,198	3.6	0	14	0.0	2,008	385	5.2	100	33	3.0
218	Faridpur RWH	Zanjira	237,869	11,671	20.4	38,911	6,723	5.8	191	15	12.7	2,528	705	3.6	150	27	5.6
219	Jamalpur RWH	Bakshiganj	33,028	9,820	3.4	18,297	8,791	2.1	32	3	10.7	1,422	764	1.9	250	53	4.7
220	Jamalpur RWH	Char Rajibpur	37,200	14,834	2.5	12,820	3,050	4.2	7	2	3.5	1,390	800	1.7	100	27	3.7
221	Jamalpur RWH	Dewanganj	33,980	13,959	2.4	37,680	10,350	3.6	13	11	1.2	4,400	1,900	2.3	50	123	0.4
222	Jamalpur RWH	Islampur	42,472	24,352	1.7	33,130	16,421	2.0	18	27	0.7	2,755	1,405	2.0	100	93	1.1
223	Jamalpur RWH	Jamalpur Sadar	86,400	42,096	2.1	35,280	35,818	1.0	70	38	1.8	8,000	4,346	1.8	400	140	2.9
224	Jamalpur RWH	Jhenaigati	29,875	12,189	2.5	21,136	13,873	1.5	74	6	12.3	2,624	1,466	1.8	320	44	7.3
225	Jamalpur RWH	Madarganj	20,900	9,796	2.1	14,880	9,734	1.5	110	16	6.9	750	587	1.3	100	104	1.0

SL	Warehouse Name	Upazila Name	Condom			Shukhi			IUD			Injectables			Implant		
			CBL	AMD	MOS	CBL	AMD	MOS	CBL	AMD	MOS	CBL	AMD	MOS	CBL	AMD	MOS
226	Jamalpur RWH	Melandaha	66,900	16,756	4.0	8,640	14,546	0.6	70	29	2.4	4,200	1,519	2.8	250	73	3.4
227	Jamalpur RWH	Nakla	28,524	12,420	2.3	59,095	11,783	5.0	28	10	2.8	2,494	1,150	2.2	50	40	1.3
228	Jamalpur RWH	Nalitabari	33,567	15,318	2.2	12,205	13,843	0.9	78	14	5.6	2,658	1,186	2.2	204	54	3.8
229	Jamalpur RWH	Raumari	35,400	18,948	1.9	10,800	9,134	1.2	103	15	6.9	2,646	1,224	2.2	100	36	2.8
230	Jamalpur RWH	Sarishabari	46,200	27,325	1.7	31,455	15,305	2.1	97	43	2.3	3,400	1,512	2.2	150	67	2.2
231	Jamalpur RWH	Sherpur Sadar	53,300	29,909	1.8	32,530	26,486	1.2	62	25	2.5	8,568	3,867	2.2	101	153	0.7
232	Jamalpur RWH	Sreebardi	31,180	16,034	1.9	53,649	15,080	3.6	114	11	10.4	1,776	684	2.6	10	86	0.1
233	Jashore RWH	Abhaynagar	49,716	15,942	3.1	33,575	9,300	3.6	180	8	22.5	3,085	1,499	2.1	200	40	5.0
234	Jashore RWH	Bagher Para	55,112	10,668	5.2	35,375	7,074	5.0	17	16	1.1	2,395	1,013	2.4	200	63	3.2
235	Jashore RWH	Chaugachha	41,700	20,816	2.0	31,590	10,047	3.1	13	8	1.6	1,878	785	2.4	203	70	2.9
236	Jashore RWH	Harinakunda	27,480	9,613	2.9	39,820	11,697	3.4	134	12	11.2	1,654	788	2.1	50	58	0.9
237	Jashore RWH	Jashore Sadar	154,900	80,932	1.9	122,135	46,222	2.6	102	39	2.6	16,297	7,468	2.2	160	101	1.6
238	Jashore RWH	Jhenaidah Sadar	50,455	22,606	2.2	51,640	15,069	3.4	66	40	1.7	3,275	1,710	1.9	200	54	3.7
239	Jashore RWH	Jhikargachha	41,700	19,606	2.1	52,505	9,935	5.3	85	17	5.0	2,600	1,210	2.1	5	35	0.1
240	Jashore RWH	Kalia	63,852	16,473	3.9	34,715	10,325	3.4	535	12	44.6	2,356	624	3.8	800	42	19.0
241	Jashore RWH	Kaliganj	35,200	16,253	2.2	34,515	12,150	2.8	100	8	12.5	1,535	705	2.2	200	56	3.6
242	Jashore RWH	Keshabpur	26,100	13,147	2.0	18,840	9,211	2.0	314	14	22.4	4,328	2,020	2.1	300	55	5.5
243	Jashore RWH	Kotchandpur	18,700	6,474	2.9	48,975	4,496	10.9	80	6	13.3	1,050	477	2.2	500	19	26.3
244	Jashore RWH	Lohagara	35,648	17,114	2.1	26,665	10,831	2.5	218	11	19.8	2,905	1,508	1.9	900	48	18.8
245	Jashore RWH	Magura Sadar	57,904	26,404	2.2	43,275	23,684	1.8	127	80	1.6	5,739	2,596	2.2	0	173	0.0
246	Jashore RWH	Maheshpur	24,592	10,950	2.2	58,213	7,941	7.3	76	16	4.8	2,500	1,883	1.3	400	35	11.4
247	Jashore RWH	Manirampur	52,200	25,842	2.0	175,030	17,190	10.2	209	15	13.9	10,156	5,134	2.0	200	66	3.0
248	Jashore RWH	Mohammadpur	30,492	7,973	3.8	44,675	8,593	5.2	55	10	5.5	1,465	729	2.0	150	34	4.4
249	Jashore RWH	Narail Sadar	87,828	22,708	3.9	41,375	16,504	2.5	260	19	13.7	6,456	1,673	3.9	100	62	1.6
250	Jashore RWH	Shaikupa	59,388	20,654	2.9	56,420	15,714	3.6	408	14	29.1	4,814	1,516	3.2	200	84	2.4

SL	Warehouse Name	Upazila Name	Condom			Shukhi			IUD			Injectables			Implant		
			CBL	AMD	MOS	CBL	AMD	MOS	CBL	AMD	MOS	CBL	AMD	MOS	CBL	AMD	MOS
251	Jashore RWH	Shalikha	13,680	6,585	2.1	41,584	8,204	5.1	59	11	5.4	1,334	595	2.2	100	43	2.3
252	Jashore RWH	Sharsha	62,724	31,547	2.0	63,570	12,268	5.2	37	11	3.4	5,010	2,354	2.1	50	66	0.8
253	Jashore RWH	Sreepur	74,796	8,761	8.5	19,310	6,942	2.8	63	15	4.2	1,144	539	2.1	400	57	7.0
254	Khulna RWH	Assasuni	91,500	14,131	6.5	138,215	22,564	6.1	93	8	11.6	4,925	1,652	3.0	250	58	4.3
255	Khulna RWH	Bagerhat Sadar	36,804	17,695	2.1	64,570	12,498	5.2	34	10	3.4	4,074	1,021	4.0	98	46	2.1
256	Khulna RWH	Batiaghata	269,700	11,616	23.2	215,010	9,485	22.7	13	10	1.3	2,900	693	4.2	300	54	5.6
257	Khulna RWH	Chitalmari	90,660	17,309	5.2	364,870	9,702	37.6	60	4	15.0	3,778	1,451	2.6	150	42	3.6
258	Khulna RWH	Dacope	60,900	6,367	9.6	294,500	7,674	38.4	113	13	8.7	2,326	495	4.7	330	71	4.6
259	Khulna RWH	Daulatpur	137,508	38,229	3.6	341,610	16,887	20.2	135	17	7.9	8,500	3,180	2.7	350	46	7.6
260	Khulna RWH	Debhata	74,400	12,861	5.8	120,350	7,926	15.2	90	6	15.0	1,330	457	2.9	300	24	12.5
261	Khulna RWH	Dumuria	328,200	26,891	12.2	400,010	23,059	17.3	124	25	5.0	7,720	2,375	3.3	300	136	2.2
262	Khulna RWH	Fakirhat	41,600	9,488	4.4	204,080	6,901	29.6	76	3	25.3	2,034	498	4.1	200	40	5.0
263	Khulna RWH	Kachua	24,756	5,746	4.3	78,420	4,712	16.6	51	9	5.7	1,185	487	2.4	0	16	0.0
264	Khulna RWH	Kalaroa	135,600	22,213	6.1	202,980	7,896	25.7	115	5	23.0	5,184	1,010	5.1	400	41	9.8
265	Khulna RWH	Kaliganj	98,700	25,216	3.9	228,345	19,812	11.5	159	7	22.7	3,739	1,303	2.9	300	68	4.4
266	Khulna RWH	Khulna Sadar	301,492	63,082	4.8	814,765	18,552	43.9	299	150	2.0	15,642	3,118	5.0	560	29	19.3
267	Khulna RWH	Koyra	883,200	13,210	66.9	213,925	18,668	11.5	70	18	3.9	2,325	618	3.8	300	70	4.3
268	Khulna RWH	Mollahat	66,351	9,291	7.1	248,005	9,247	26.8	37	3	12.3	1,995	437	4.6	200	31	6.5
269	Khulna RWH	Mongla	42,320	11,814	3.6	76,998	8,010	9.6	43	14	3.1	3,652	915	4.0	100	26	3.8
270	Khulna RWH	Morrelganj	100,500	13,451	7.5	699,115	14,891	46.9	294	68	4.3	9,151	1,450	6.3	250	112	2.2
271	Khulna RWH	Paikgachha	375,900	13,799	27.2	289,035	17,923	16.1	68	11	6.2	3,211	934	3.4	300	76	3.9
272	Khulna RWH	Phultala	990,300	11,338	87.3	596,015	4,762	125.2	160	24	6.7	2,100	497	4.2	200	56	3.6
273	Khulna RWH	Rampal	44,300	12,933	3.4	54,625	9,259	5.9	110	10	11.0	20	559	0.0	100	32	3.1
274	Khulna RWH	Rupsa	50,400	13,267	3.8	62,520	9,247	6.8	127	13	9.8	1,113	457	2.4	200	43	4.7
275	Khulna RWH	Sarankhola	31,000	7,332	4.2	154,350	5,950	25.9	30	5	6.0	1,760	911	1.9	0	56	0.0

SL	Warehouse Name	Upazila Name	Condom			Shukhi			IUD			Injectables			Implant		
			CBL	AMD	MOS	CBL	AMD	MOS	CBL	AMD	MOS	CBL	AMD	MOS	CBL	AMD	MOS
276	Khulna RWH	Satkhira Sadar	98,400	43,134	2.3	102,065	17,498	5.8	67	21	3.2	9,415	3,460	2.7	250	71	3.5
277	Khulna RWH	Shyamnagar	91,076	18,726	4.9	202,565	21,433	9.5	92	16	5.8	3,443	961	3.6	200	86	2.3
278	Khulna RWH	Tala	145,644	17,652	8.3	345,630	16,375	21.1	147	48	3.1	7,749	2,022	3.8	400	47	8.5
279	Khulna RWH	Terokhada	57,400	14,908	3.9	335,125	7,047	47.6	38	7	5.4	1,232	360	3.4	250	30	8.3
280	Kushtia RWH	Alamdanga	31,000	15,439	2.0	30,865	13,992	2.2	61	12	5.1	4,550	1,906	2.4	200	84	2.4
281	Kushtia RWH	Bheramara	29,952	14,902	2.0	20,580	8,170	2.5	52	5	10.4	1,693	1,009	1.7	300	39	7.7
282	Kushtia RWH	Chuadanga Sadar	48,600	24,734	2.0	19,748	9,782	2.0	77	21	3.7	4,866	2,751	1.8	300	51	5.9
283	Kushtia RWH	Damurhuda	35,764	18,563	1.9	23,486	10,903	2.2	69	18	3.8	5,083	2,747	1.9	200	72	2.8
284	Kushtia RWH	Daulatpur	83,200	40,467	2.1	50,905	20,366	2.5	12	3	4.0	7,312	3,484	2.1	300	28	10.7
285	Kushtia RWH	Gangni	46,656	22,127	2.1	22,765	10,541	2.2	26	13	2.0	8,716	4,054	2.1	200	33	6.1
286	Kushtia RWH	Jiban Nagar	13,300	5,746	2.3	14,950	5,801	2.6	134	21	6.4	2,151	1,210	1.8	100	75	1.3
287	Kushtia RWH	Khoksa	36,000	14,989	2.4	20,885	8,307	2.5	30	1	30.0	712	358	2.0	100	17	5.9
288	Kushtia RWH	Kumarkhali	45,574	22,995	2.0	29,393	10,561	2.8	94	6	15.7	2,465	1,270	1.9	250	74	3.4
289	Kushtia RWH	Kushtia Sadar	72,700	43,687	1.7	51,965	24,446	2.1	169	55	3.1	8,437	4,400	1.9	260	157	1.7
290	Kushtia RWH	Meherpur Sadar	45,720	25,547	1.8	27,670	7,758	3.6	28	14	2.0	5,628	2,660	2.1	100	28	3.6
291	Kushtia RWH	Mirpur	51,500	25,336	2.0	40,710	14,820	2.7	11	4	2.8	3,494	1,886	1.9	400	40	10.0
292	Kushtia RWH	Mujib Nagar	15,400	7,211	2.1	7,035	2,101	3.3	1	6	0.2	1,984	879	2.3	200	15	13.3
293	Mymensingh RWH	Atpara	61,170	5,619	10.9	116,665	7,554	15.4	153	4	38.3	576	673	0.9	100	49	2.0
294	Mymensingh RWH	Austagram	71,700	11,797	6.1	43,150	8,806	4.9	160	20	8.0	3,455	1,011	3.4	300	19	15.8
295	Mymensingh RWH	Bajitpur	86,272	15,517	5.6	65,820	12,585	5.2	104	12	8.7	1,561	679	2.3	200	25	8.0
296	Mymensingh RWH	Barhatta	66,836	10,306	6.5	38,582	13,135	2.9	138	2	69.0	3,283	1,434	2.3	300	70	4.3
297	Mymensingh RWH	Bhairab	98,082	21,696	4.5	81,300	11,721	6.9	109	26	4.2	3,112	1,367	2.3	400	92	4.3
298	Mymensingh RWH	Bhaluka	207,000	31,665	6.5	63,360	25,484	2.5	109	72	1.5	3,566	1,680	2.1	200	73	2.7
299	Mymensingh RWH	Dharampasha	74,500	19,114	3.9	122,930	15,885	7.7	123	16	7.7	3,504	1,545	2.3	400	163	2.5
300	Mymensingh RWH	Dhobaura	69,000	12,159	5.7	81,275	12,168	6.7	201	6	33.5	2,150	1,182	1.8	200	39	5.1

SL	Warehouse Name	Upazila Name	Condom			Shukhi			IUD			Injectables			Implant		
			CBL	AMD	MOS	CBL	AMD	MOS	CBL	AMD	MOS	CBL	AMD	MOS	CBL	AMD	MOS
301	Mymensingh RWH	Durgapur	79,300	19,877	4.0	37,440	15,794	2.4	196	5	39.2	5,106	2,344	2.2	300	44	6.8
302	Mymensingh RWH	Fulbaria	86,700	21,539	4.0	49,560	34,057	1.5	56	48	1.2	3,041	1,337	2.3	0	44	0.0
303	Mymensingh RWH	Gaffargaon	107,160	29,441	3.6	27,520	22,517	1.2	46	26	1.8	4,339	2,059	2.1	300	70	4.3
304	Mymensingh RWH	Gauripur	109,284	11,239	9.7	208,400	19,424	10.7	92	19	4.8	3,462	1,669	2.1	200	57	3.5
305	Mymensingh RWH	Haluaghat	77,700	12,878	6.0	141,380	20,596	6.9	174	18	9.7	2,914	1,335	2.2	200	53	3.8
306	Mymensingh RWH	Hossainpur	77,790	8,462	9.2	196,010	8,050	24.3	167	20	8.4	2,041	811	2.5	300	60	5.0
307	Mymensingh RWH	Ishwarganj	79,332	16,750	4.7	79,200	37,850	2.1	117	10	11.7	4,363	1,908	2.3	200	41	4.9
308	Mymensingh RWH	Itna	26,528	6,435	4.1	19,525	7,816	2.5	141	2	70.5	828	217	3.8	200	37	5.4
309	Mymensingh RWH	Kalmakanda	60,840	23,586	2.6	47,215	21,719	2.2	125	11	11.4	2,766	1,166	2.4	240	45	5.3
310	Mymensingh RWH	Karimganj	83,916	12,250	6.9	146,115	15,113	9.7	61	23	2.7	2,242	797	2.8	100	110	0.9
311	Mymensingh RWH	Katiadi	74,340	14,288	5.2	99,268	11,978	8.3	118	30	3.9	2,497	1,287	1.9	300	88	3.4
312	Mymensingh RWH	Kendua	77,960	14,738	5.3	50,520	23,212	2.2	21	14	1.5	2,785	1,271	2.2	26	120	0.2
313	Mymensingh RWH	Khaliajuri	38,452	6,356	6.0	12,490	5,810	2.1	100	5	20.0	961	376	2.6	200	44	4.5
314	Mymensingh RWH	Kishoreganj Sadar	63,288	27,174	2.3	32,200	16,274	2.0	155	97	1.6	3,608	2,088	1.7	50	100	0.5
315	Mymensingh RWH	Kuliar Char	83,100	9,546	8.7	128,720	8,410	15.3	120	11	10.9	1,967	734	2.7	100	59	1.7
316	Mymensingh RWH	Madan	64,980	9,748	6.7	22,380	10,653	2.1	215	7	30.7	1,402	645	2.2	142	78	1.8
317	Mymensingh RWH	Mithamain	43,260	8,848	4.9	26,120	7,084	3.7	124	6	20.7	809	249	3.2	100	34	2.9
318	Mymensingh RWH	Mohanganj	52,750	7,516	7.0	36,570	10,637	3.4	104	11	9.5	2,226	997	2.2	150	59	2.5
319	Mymensingh RWH	Muktagachha	76,612	22,965	3.3	48,900	28,512	1.7	18	15	1.2	4,294	1,983	2.2	100	66	1.5
320	Mymensingh RWH	Mymensingh Sadar	114,044	46,361	2.5	84,880	39,101	2.2	226	76	3.0	6,466	3,295	2.0	630	118	5.3
321	Mymensingh RWH	Nandail	88,990	13,950	6.4	70,410	40,988	1.7	105	22	4.8	4,709	2,358	2.0	250	45	5.6
322	Mymensingh RWH	Netrakona Sadar	53,871	18,425	2.9	38,960	24,214	1.6	118	8	14.8	4,298	2,391	1.8	200	108	1.9
323	Mymensingh RWH	Nikli	62,557	6,440	9.7	35,550	5,293	6.7	156	29	5.4	1,472	562	2.6	250	44	5.7
324	Mymensingh RWH	Pakundia	79,296	8,903	8.9	34,340	9,226	3.7	134	24	5.6	1,675	673	2.5	200	91	2.2
325	Mymensingh RWH	Phulpur	103,200	18,937	5.4	47,490	35,914	1.3	160	52	3.1	3,277	2,507	1.3	300	145	2.1

SL	Warehouse Name	Upazila Name	Condom			Shukhi			IUD			Injectables			Implant		
			CBL	AMD	MOS	CBL	AMD	MOS	CBL	AMD	MOS	CBL	AMD	MOS	CBL	AMD	MOS
326	Mymensingh RWH	Purbadhala	79,149	11,327	7.0	44,774	18,762	2.4	142	11	12.9	3,935	1,974	2.0	400	88	4.5
327	Mymensingh RWH	Tarail	68,336	11,914	5.7	49,620	9,540	5.2	136	27	5.0	1,799	646	2.8	150	50	3.0
328	Mymensingh RWH	Trishal	84,804	28,088	3.0	46,510	34,301	1.4	104	29	3.6	4,572	1,658	2.8	50	70	0.7
329	Noakhali RWH	Begumganj	9,800	19,288	0.5	8,580	12,346	0.7	50	103	0.5	1,430	1,625	0.9	10	154	0.1
330	Noakhali RWH	Chatkhil	15,600	3,912	4.0	13,374	3,572	3.7	53	25	2.1	2,533	790	3.2	51	52	1.0
331	Noakhali RWH	Chhagalnaiya	19,800	7,194	2.8	11,900	6,980	1.7	130	17	7.6	2,002	1,074	1.9	130	38	3.4
332	Noakhali RWH	Companiganj	21,912	7,767	2.8	11,900	6,082	2.0	54	19	2.8	3,491	1,256	2.8	50	60	0.8
333	Noakhali RWH	Daganbhuiyan	27,924	12,304	2.3	12,360	5,539	2.2	93	16	5.8	2,183	883	2.5	100	25	4.0
334	Noakhali RWH	Feni Sadar	58,500	32,813	1.8	25,734	14,441	1.8	405	174	2.3	6,999	3,522	2.0	455	161	2.8
335	Noakhali RWH	Fulgazi	15,936	4,959	3.2	8,470	3,162	2.7	89	16	5.6	764	417	1.8	150	17	8.8
336	Noakhali RWH	Hatiya	85,636	18,051	4.7	64,029	17,673	3.6	389	93	4.2	10,572	2,896	3.7	700	182	3.8
337	Noakhali RWH	Kabirhat	23,562	7,181	3.3	11,810	5,614	2.1	20	12	1.7	3,200	1,248	2.6	5	52	0.1
338	Noakhali RWH	Kamalnagar	12,960	6,444	2.0	14,779	5,791	2.6	135	60	2.3	6,542	3,567	1.8	105	80	1.3
339	Noakhali RWH	Lakshimpur Sadar	308	13,274	0.0	680	11,927	0.1	110	52	2.1	10,826	5,888	1.8	300	108	2.8
340	Noakhali RWH	Noakhali Sadar	29,160	23,802	1.2	18,630	11,180	1.7	125	86	1.5	6,121	2,776	2.2	100	151	0.7
341	Noakhali RWH	Parshuram	18,115	3,095	5.9	12,070	3,079	3.9	5	18	0.3	1,705	324	5.3	300	27	11.1
342	Noakhali RWH	Ramganj	22,196	5,926	3.7	18,705	4,380	4.3	56	14	4.0	1,745	1,336	1.3	200	38	5.3
343	Noakhali RWH	Ramgati	47,191	3,510	13.4	13,167	5,225	2.5	90	24	3.8	3,942	3,369	1.2	100	56	1.8
344	Noakhali RWH	Roypur	19,820	3,420	5.8	13,310	7,347	1.8	182	49	3.7	2,452	1,262	1.9	100	36	2.8
345	Noakhali RWH	Senbagh	18,700	8,029	2.3	10,650	6,350	1.7	106	28	3.8	2,892	1,358	2.1	100	64	1.6
346	Noakhali RWH	Sonagazi	26,420	9,665	2.7	22,060	7,722	2.9	93	28	3.3	5,184	2,228	2.3	200	49	4.1
347	Noakhali RWH	Sonaimuri	21,700	8,010	2.7	13,220	5,569	2.4	103	28	3.7	3,468	1,615	2.1	5	79	0.1
348	Noakhali RWH	Subarnachar	23,700	10,636	2.2	14,280	7,463	1.9	80	22	3.6	2,643	1,230	2.1	0	108	0.0
349	Pabna RWH	Atgharia	37,200	10,935	3.4	22,200	9,413	2.4	140	11	12.7	2,940	495	5.9	50	26	1.9
350	Pabna RWH	Belkuchi	132,884	43,390	3.1	22,350	20,028	1.1	164	11	14.9	7,715	1,975	3.9	100	28	3.6

SL	Warehouse Name	Upazila Name	Condom			Shukhi			IUD			Injectables			Implant		
			CBL	AMD	MOS	CBL	AMD	MOS	CBL	AMD	MOS	CBL	AMD	MOS	CBL	AMD	MOS
351	Pabna RWH	Bera	360,900	9,880	36.5	164,160	12,010	13.7	251	67	3.7	3,404	1,292	2.6	100	25	4.0
352	Pabna RWH	Bhangura	164,344	7,914	20.8	106,410	4,874	21.8	112	6	18.7	1,737	179	9.7	10	28	0.4
353	Pabna RWH	Chatmohar	186,872	30,591	6.1	65,940	26,994	2.4	230	31	7.4	6,640	1,423	4.7	100	46	2.2
354	Pabna RWH	Faridpur	175,144	7,480	23.4	80,675	6,412	12.6	89	11	8.1	2,882	933	3.1	100	34	2.9
355	Pabna RWH	Ishwardi	76,296	26,859	2.8	80,082	16,093	5.0	135	23	5.9	5,226	1,130	4.6	100	69	1.4
356	Pabna RWH	Kamarkhanda	66,226	12,277	5.4	34,290	8,883	3.9	71	23	3.1	4,261	933	4.6	100	26	3.8
357	Pabna RWH	Kazipur	82,300	30,011	2.7	57,589	15,298	3.8	85	102	0.8	10,865	2,500	4.3	0	101	0.0
358	Pabna RWH	Pabna Sadar	89,104	35,139	2.5	45,240	23,235	1.9	244	92	2.7	13,353	4,315	3.1	100	78	1.3
359	Pabna RWH	Royganj	106,000	20,078	5.3	52,560	22,353	2.4	151	28	5.4	8,167	1,545	5.3	100	15	6.7
360	Pabna RWH	Santhia	157,100	26,495	5.9	39,760	19,114	2.1	82	22	3.7	8,900	3,433	2.6	205	41	5.0
361	Pabna RWH	Shahjadpur	236,108	31,567	7.5	116,400	20,904	5.6	305	106	2.9	11,399	3,739	3.0	320	159	2.0
362	Pabna RWH	Sirajganj Sadar	76,800	46,101	1.7	36,153	23,927	1.5	170	53	3.2	10,970	4,017	2.7	100	51	2.0
363	Pabna RWH	Sujanagar	302,820	12,636	24.0	106,410	10,319	10.3	204	19	10.7	6,437	1,590	4.0	200	43	4.7
364	Pabna RWH	Tarash	172,200	16,410	10.5	53,640	15,651	3.4	185	47	3.9	4,077	1,218	3.3	150	34	4.4
365	Pabna RWH	Ullah Para	159,000	66,518	2.4	46,875	34,872	1.3	329	143	2.3	11,088	6,340	1.7	250	34	7.4
366	Patuakhali RWH	Amtali	22,592	10,476	2.2	36,940	16,731	2.2	10	21	0.5	3,699	1,782	2.1	310	149	2.1
367	Patuakhali RWH	Bamna	10,900	3,693	3.0	14,235	4,695	3.0	35	12	2.9	486	200	2.4	150	81	1.9
368	Patuakhali RWH	Barguna Sadar	20,600	8,675	2.4	28,890	12,946	2.2	90	47	1.9	7,300	3,243	2.3	150	107	1.4
369	Patuakhali RWH	Bauphal	17,400	8,120	2.1	39,360	14,536	2.7	140	40	3.5	4,580	2,016	2.3	300	78	3.8
370	Patuakhali RWH	Betagi	20,500	4,626	4.4	17,120	4,856	3.5	55	13	4.2	1,335	646	2.1	250	51	4.9
371	Patuakhali RWH	Dashmina	11,398	4,213	2.7	18,600	6,725	2.8	50	18	2.8	1,909	923	2.1	200	98	2.0
372	Patuakhali RWH	Dumki	7,404	3,575	2.1	6,445	2,949	2.2	115	9	12.8	900	397	2.3	50	28	1.8
373	Patuakhali RWH	Galachipa	32,252	14,898	2.2	36,025	22,374	1.6	147	46	3.2	8,033	4,025	2.0	50	192	0.3
374	Patuakhali RWH	Kalapara	20,372	12,743	1.6	20,520	15,953	1.3	57	32	1.8	6,759	3,155	2.1	200	89	2.2
375	Patuakhali RWH	Mirzaganj	19,144	5,898	3.2	23,875	6,426	3.7	120	11	10.9	1,210	585	2.1	150	34	4.4

SL	Warehouse Name	Upazila Name	Condom			Shukhi			IUD			Injectables			Implant		
			CBL	AMD	MOS	CBL	AMD	MOS	CBL	AMD	MOS	CBL	AMD	MOS	CBL	AMD	MOS
376	Patuakhali RWH	Patharghata	13,680	6,710	2.0	30,580	8,966	3.4	32	25	1.3	2,630	1,252	2.1	200	94	2.1
377	Patuakhali RWH	Patuakhali Sadar	30,936	15,565	2.0	34,263	14,513	2.4	255	83	3.1	5,898	3,142	1.9	280	150	1.9
378	Rajshahi RWH	Bagatipara	46,908	17,379	2.7	35,830	6,535	5.5	67	5	13.4	742	324	2.3	150	46	3.3
379	Rajshahi RWH	Bagha	65,400	26,089	2.5	18,315	8,958	2.0	65	5	13.0	3,126	1,412	2.2	100	31	3.2
380	Rajshahi RWH	Baghmara	102,900	40,315	2.6	9,940	23,743	0.4	47	34	1.4	3,541	1,905	1.9	200	62	3.2
381	Rajshahi RWH	Baraigram	72,300	14,884	4.9	30,060	9,593	3.1	56	21	2.7	2,680	1,190	2.3	40	55	0.7
382	Rajshahi RWH	Bholahat	25,092	7,407	3.4	18,780	4,877	3.9	50	2	25.0	1,052	489	2.2	150	31	4.8
383	Rajshahi RWH	Boalia	68,400	47,877	1.4	13,920	5,349	2.6	70	24	2.9	3,000	1,746	1.7	275	76	3.6
384	Rajshahi RWH	Chapai Nababganj Sadar	107,100	41,847	2.6	40,290	14,936	2.7	150	54	2.8	5,303	2,480	2.1	50	42	1.2
385	Rajshahi RWH	Charghat	66,000	23,911	2.8	28,065	10,715	2.6	64	14	4.6	1,200	542	2.2	50	65	0.8
386	Rajshahi RWH	Durgapur	45,960	19,357	2.4	43,070	7,682	5.6	72	4	18.0	1,433	324	4.4	50	41	1.2
387	Rajshahi RWH	Godagari	164,100	37,687	4.4	79,340	15,715	5.0	37	9	4.1	5,456	2,293	2.4	50	64	0.8
388	Rajshahi RWH	Gomastapur	57,300	27,393	2.1	33,972	11,755	2.9	38	18	2.1	1,885	802	2.4	0	47	0.0
389	Rajshahi RWH	Gurudaspur	90,900	29,454	3.1	40,575	14,998	2.7	104	4	26.0	3,751	1,272	2.9	100	72	1.4
390	Rajshahi RWH	Lalpur	67,683	18,287	3.7	67,405	14,469	4.7	14	12	1.2	2,970	1,384	2.1	15	68	0.2
391	Rajshahi RWH	Mohanpur	43,272	12,163	3.6	20,585	5,222	3.9	22	2	11.0	2,769	837	3.3	200	40	5.0
392	Rajshahi RWH	Nachole	24,600	11,887	2.1	13,440	4,972	2.7	52	3	17.3	1,525	664	2.3	50	14	3.6
393	Rajshahi RWH	Natore Sadar	118,568	32,864	3.6	63,960	14,355	4.5	41	26	1.6	2,494	1,075	2.3	30	143	0.2
394	Rajshahi RWH	Paba	88,500	45,959	1.9	36,990	9,379	3.9	20	4	5.0	5,993	3,114	1.9	10	33	0.3
395	Rajshahi RWH	Puthia	71,611	27,837	2.6	28,105	12,996	2.2	17	12	1.4	779	961	0.8	50	44	1.1
396	Rajshahi RWH	Shibganj	108,000	48,219	2.2	46,560	19,719	2.4	130	12	10.8	3,600	1,726	2.1	200	68	2.9
397	Rajshahi RWH	Singra	88,654	21,370	4.1	56,720	15,419	3.7	95	26	3.7	2,367	1,146	2.1	50	119	0.4
398	Rajshahi RWH	Tanore	56,100	20,753	2.7	44,160	13,485	3.3	87	6	14.5	1,814	847	2.1	770	79	9.7
399	Rangamati RWH	Baghaichhari	28,176	9,326	3.0	16,335	6,130	2.7	114	4	28.5	2,387	323	7.4	20	18	1.1
400	Rangamati RWH	Barkal	39,700	3,714	10.7	33,295	3,357	9.9	63	2	31.5	2,428	326	7.4	122	6	20.3

SL	Warehouse Name	Upazila Name	Condom			Shukhi			IUD			Injectables			Implant		
			CBL	AMD	MOS	CBL	AMD	MOS	CBL	AMD	MOS	CBL	AMD	MOS	CBL	AMD	MOS
401	Rangamati RWH	Belai Chhari	16,353	1,552	10.5	6,183	2,371	2.6	49	2	24.5	1,047	119	8.8	70	30	2.3
402	Rangamati RWH	Jurai Chhari	12,648	1,992	6.3	10,925	2,156	5.1	44	4	11.0	1,220	169	7.2	100	18	5.6
403	Rangamati RWH	Kaptai	16,200	4,988	3.2	10,200	2,560	4.0	24	3	8.0	1,632	338	4.8	50	31	1.6
404	Rangamati RWH	Kawkhali (betbunia)	17,828	2,304	7.7	12,355	2,272	5.4	20	10	2.0	1,871	385	4.9	152	36	4.2
405	Rangamati RWH	Langadu	12,510	4,293	2.9	16,983	3,234	5.3	107	13	8.2	3,377	489	6.9	210	29	7.2
406	Rangamati RWH	Naniarchar	35,376	4,494	7.9	14,390	4,004	3.6	50	3	16.7	995	268	3.7	50	19	2.6
407	Rangamati RWH	Rajasthali	15,020	1,030	14.6	12,110	1,380	8.8	59	3	19.7	535	78	6.9	50	12	4.2
408	Rangamati RWH	Rangamati Sadar	39,064	8,525	4.6	15,610	7,051	2.2	288	59	4.9	1,969	639	3.1	200	42	4.8
409	Rangpur RWH	Aditmari	285,700	12,316	23.2	361,653	15,751	23.0	94	103	0.9	5,662	3,092	1.8	200	79	2.5
410	Rangpur RWH	Badarganj	184,872	11,515	16.1	238,151	19,039	12.5	50	37	1.4	3,770	2,137	1.8	200	83	2.4
411	Rangpur RWH	Bhurungamari	200,949	14,646	13.7	509,057	16,462	30.9	87	38	2.3	9,472	3,347	2.8	250	50	5.0
412	Rangpur RWH	Chilmari	208,508	12,639	16.5	327,850	8,161	40.2	55	21	2.6	2,267	1,054	2.2	50	68	0.7
413	Rangpur RWH	Dimla	255,624	6,952	36.8	425,720	19,072	22.3	100	43	2.3	4,337	1,825	2.4	650	77	8.4
414	Rangpur RWH	Domar	136,836	6,896	19.8	266,447	13,459	19.8	37	11	3.4	4,048	2,041	2.0	205	33	6.2
415	Rangpur RWH	Fulchhari	51,644	13,195	3.9	44,570	7,933	5.6	105	28	3.8	5,402	2,223	2.4	0	43	0.0
416	Rangpur RWH	Gaibandha Sadar	44,486	17,424	2.6	45,809	21,409	2.1	71	23	3.1	7,933	3,841	2.1	210	134	1.6
417	Rangpur RWH	Gangachara	165,508	15,544	10.6	144,920	18,520	7.8	127	49	2.6	7,660	4,199	1.8	200	81	2.5
418	Rangpur RWH	Gobindaganj	565,236	35,636	15.9	166,260	29,049	5.7	67	17	3.9	7,847	2,906	2.7	164	64	2.6
419	Rangpur RWH	Hatibandha	242,560	8,873	27.3	341,050	9,940	34.3	7	33	0.2	4,356	2,067	2.1	50	83	0.6
420	Rangpur RWH	Jaldhaka	209,616	14,165	14.8	205,123	23,844	8.6	23	38	0.6	7,143	3,795	1.9	0	86	0.0
421	Rangpur RWH	Kaliganj	277,256	5,984	46.3	352,440	10,408	33.9	166	54	3.1	2,898	1,513	1.9	0	70	0.0
422	Rangpur RWH	Kaunia	136,700	10,887	12.6	614,495	9,436	65.1	26	17	1.5	6,016	2,819	2.1	0	59	0.0
423	Rangpur RWH	Kishoreganj	279,600	5,147	54.3	423,720	15,840	26.8	120	37	3.2	3,150	1,534	2.1	150	105	1.4
424	Rangpur RWH	Kurigram Sadar	25,124	11,736	2.1	40,225	10,777	3.7	56	35	1.6	5,896	2,709	2.2	200	61	3.3
425	Rangpur RWH	Lalmonirhat Sadar	26,268	9,811	2.7	59,960	14,740	4.1	24	19	1.3	6,532	3,161	2.1	0	78	0.0

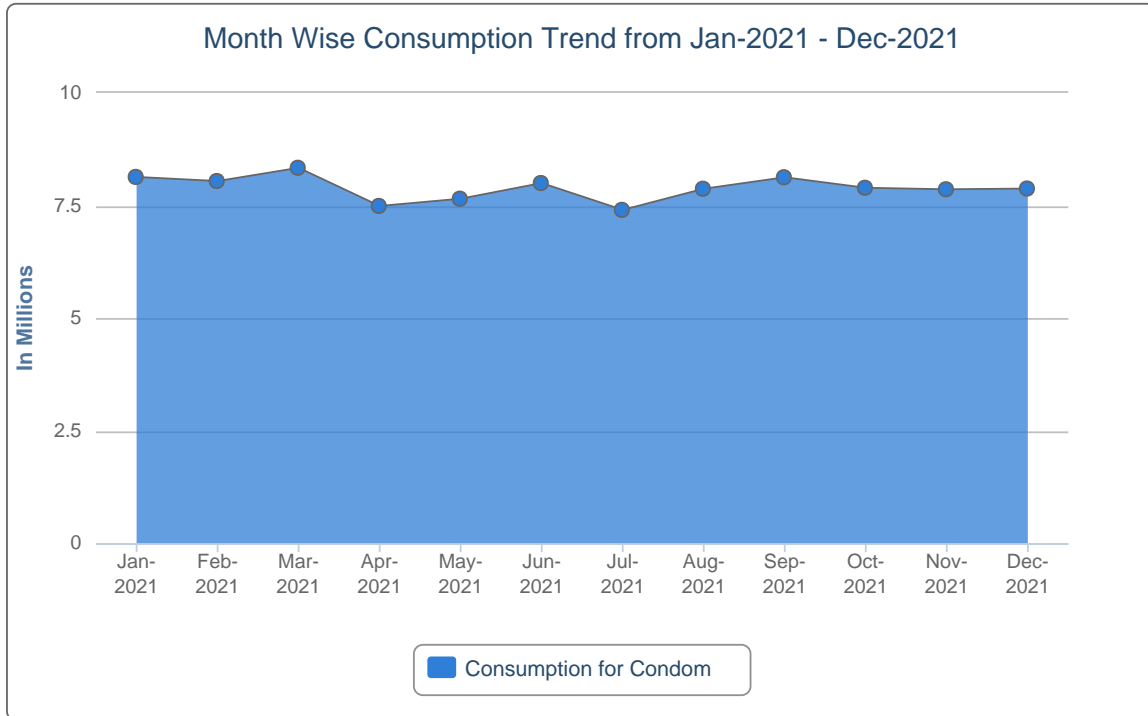
SL	Warehouse Name	Upazila Name	Condom			Shukhi			IUD			Injectables			Implant		
			CBL	AMD	MOS	CBL	AMD	MOS	CBL	AMD	MOS	CBL	AMD	MOS	CBL	AMD	MOS
426	Rangpur RWH	Mitha Pukur	179,100	16,628	10.8	352,365	19,779	17.8	33	5	6.6	4,638	2,422	1.9	300	47	6.4
427	Rangpur RWH	Nageshwari	175,599	13,936	12.6	436,015	28,295	15.4	55	36	1.5	9,113	4,579	2.0	110	82	1.3
428	Rangpur RWH	Nilphamari Sadar	23,736	9,978	2.4	18,760	26,330	0.7	26	54	0.5	6,780	3,119	2.2	250	73	3.4
429	Rangpur RWH	Palashbari	22,396	9,494	2.4	38,280	14,362	2.7	28	9	3.1	4,459	2,145	2.1	100	67	1.5
430	Rangpur RWH	Patgram	221,232	6,000	36.9	265,920	11,747	22.6	44	24	1.8	4,327	2,143	2.0	300	30	10.0
431	Rangpur RWH	Phulbari	276,700	6,134	45.1	253,185	12,944	19.6	174	74	2.4	5,929	2,717	2.2	300	53	5.7
432	Rangpur RWH	Pirgachha	26,700	9,827	2.7	77,700	12,542	6.2	180	77	2.3	6,485	2,631	2.5	50	87	0.6
433	Rangpur RWH	Pirganj	289,948	18,975	15.3	138,560	26,943	5.1	93	50	1.9	4,600	2,213	2.1	100	94	1.1
434	Rangpur RWH	Rajarhat	12,308	7,307	1.7	45,665	11,940	3.8	88	34	2.6	4,011	2,161	1.9	150	48	3.1
435	Rangpur RWH	Rangpur Sadar	70,500	28,014	2.5	48,510	26,223	1.8	109	42	2.6	7,465	3,296	2.3	100	155	0.6
436	Rangpur RWH	Sadullapur	36,828	13,063	2.8	123,400	17,780	6.9	123	58	2.1	6,543	2,895	2.3	250	85	2.9
437	Rangpur RWH	Saghata	22,712	11,152	2.0	34,130	18,910	1.8	82	23	3.6	3,767	1,641	2.3	250	51	4.9
438	Rangpur RWH	Saidpur	30,326	12,215	2.5	23,515	9,710	2.4	40	7	5.7	3,086	1,394	2.2	300	53	5.7
439	Rangpur RWH	Sundarganj	84,776	28,283	3.0	196,800	39,348	5.0	178	89	2.0	17,989	8,034	2.2	300	182	1.6
440	Rangpur RWH	Taraganj	267,252	11,254	23.7	580,975	9,688	60.0	34	7	4.9	1,807	1,138	1.6	0	161	0.0
441	Rangpur RWH	Ulipur	118,772	21,052	5.6	164,010	26,635	6.2	32	20	1.6	6,544	3,319	2.0	0	72	0.0
442	Sylhet RWH	Ajmiriganj	48,300	7,398	6.5	17,035	7,234	2.4	55	4	13.8	1,701	538	3.2	100	43	2.3
443	Sylhet RWH	Bahubal	44,922	6,677	6.7	8,222	5,606	1.5	12	6	2.0	1,754	458	3.8	112	28	4.0
444	Sylhet RWH	Balaganj	64,500	22,899	2.8	31,224	7,597	4.1	194	5	38.8	3,507	1,504	2.3	108	43	2.5
445	Sylhet RWH	Baniachong	87,248	9,761	8.9	60,810	13,555	4.5	1	21	0.0	2,679	801	3.3	100	66	1.5
446	Sylhet RWH	Barlekha	107,204	7,359	14.6	31,070	5,361	5.8	165	3	55.0	1,904	532	3.6	200	45	4.4
447	Sylhet RWH	Beani Bazar	80,762	11,753	6.9	35,985	4,312	8.3	38	9	4.2	4,318	861	5.0	5	73	0.1
448	Sylhet RWH	Bishwambarpur	77,260	5,929	13.0	23,520	7,123	3.3	3	13	0.2	2,190	905	2.4	114	32	3.6
449	Sylhet RWH	Bishwanath	68,904	10,347	6.7	31,004	4,679	6.6	62	13	4.8	1,906	522	3.7	120	55	2.2
450	Sylhet RWH	Chhatak	69,600	15,036	4.6	19,515	9,926	2.0	0	46	0.0	2,188	717	3.1	100	96	1.0

SL	Warehouse Name	Upazila Name	Condom			Shukhi			IUD			Injectables			Implant		
			CBL	AMD	MOS	CBL	AMD	MOS	CBL	AMD	MOS	CBL	AMD	MOS	CBL	AMD	MOS
451	Sylhet RWH	Chunarughat	90,345	9,359	9.7	29,067	11,366	2.6	80	3	26.7	1,263	1,123	1.1	151	47	3.2
452	Sylhet RWH	Companiganj	34,400	12,984	2.6	23,690	7,257	3.3	90	4	22.5	1,885	1,297	1.5	50	44	1.1
453	Sylhet RWH	Dakshin Sunamganj	66,804	8,997	7.4	28,460	6,787	4.2	102	12	8.5	2,122	697	3.0	150	81	1.9
454	Sylhet RWH	Dakshin Surma	96,100	34,901	2.8	26,345	8,868	3.0	88	6	14.7	2,481	1,044	2.4	50	26	1.9
455	Sylhet RWH	Derai	82,772	25,177	3.3	36,960	9,547	3.9	99	20	5.0	2,076	780	2.7	77	69	1.1
456	Sylhet RWH	Dowarabazar	45,064	11,341	4.0	24,390	10,753	2.3	77	4	19.3	1,891	791	2.4	166	88	1.9
457	Sylhet RWH	Fenchuganj	93,100	4,880	19.1	11,945	2,797	4.3	80	9	8.9	678	263	2.6	100	12	8.3
458	Sylhet RWH	Golapganj	41,200	18,138	2.3	31,145	4,883	6.4	106	6	17.7	1,967	617	3.2	200	39	5.1
459	Sylhet RWH	Gowainghat	52,000	18,296	2.8	25,405	10,617	2.4	53	13	4.1	3,534	3,087	1.1	105	57	1.8
460	Sylhet RWH	Habiganj Sadar	97,900	16,078	6.1	23,480	13,848	1.7	240	96	2.5	4,753	1,522	3.1	5	59	0.1
461	Sylhet RWH	Jagannathpur	55,340	11,441	4.8	37,680	6,428	5.9	47	15	3.1	1,530	416	3.7	10	75	0.1
462	Sylhet RWH	Jaintiapur	60,900	13,632	4.5	27,870	6,905	4.0	107	20	5.4	4,200	2,531	1.7	50	28	1.8
463	Sylhet RWH	Jamalganj	62,368	10,591	5.9	16,660	9,092	1.8	219	5	43.8	2,114	1,066	2.0	100	28	3.6
464	Sylhet RWH	Juri	112,500	7,040	16.0	24,970	5,237	4.8	10	24	0.4	850	330	2.6	60	76	0.8
465	Sylhet RWH	Kamalganj	122,600	12,063	10.2	45,590	10,049	4.5	65	25	2.6	2,625	858	3.1	50	64	0.8
466	Sylhet RWH	Kanaighat	52,848	25,910	2.0	13,450	11,629	1.2	62	8	7.8	6,172	2,884	2.1	160	27	5.9
467	Sylhet RWH	Kulaura	157,136	9,309	16.9	31,640	8,806	3.6	32	6	5.3	5,017	2,124	2.4	151	40	3.8
468	Sylhet RWH	Lakhai	53,963	5,775	9.3	21,070	6,838	3.1	68	10	6.8	1,740	445	3.9	195	92	2.1
469	Sylhet RWH	Madhabpur	65,200	8,839	7.4	17,218	13,413	1.3	109	7	15.6	2,117	761	2.8	105	42	2.5
470	Sylhet RWH	Maulvibazar Sadar	100,440	8,893	11.3	39,745	7,909	5.0	212	70	3.0	868	814	1.1	20	42	0.5
471	Sylhet RWH	Nabiganj	89,455	7,664	11.7	41,930	11,013	3.8	90	20	4.5	3,060	403	7.6	60	92	0.7
472	Sylhet RWH	Rajnagar	76,800	11,067	6.9	38,160	9,759	3.9	80	5	16.0	2,663	1,142	2.3	50	43	1.2
473	Sylhet RWH	Sreemangal	96,300	13,620	7.1	18,230	12,307	1.5	15	45	0.3	2,349	1,187	2.0	50	107	0.5
474	Sylhet RWH	Sulla	44,700	9,890	4.5	30,590	4,306	7.1	120	3	40.0	1,790	427	4.2	50	28	1.8
475	Sylhet RWH	Sunamganj Sadar	118,720	10,156	11.7	41,660	7,316	5.7	91	33	2.8	2,015	1,049	1.9	150	77	1.9

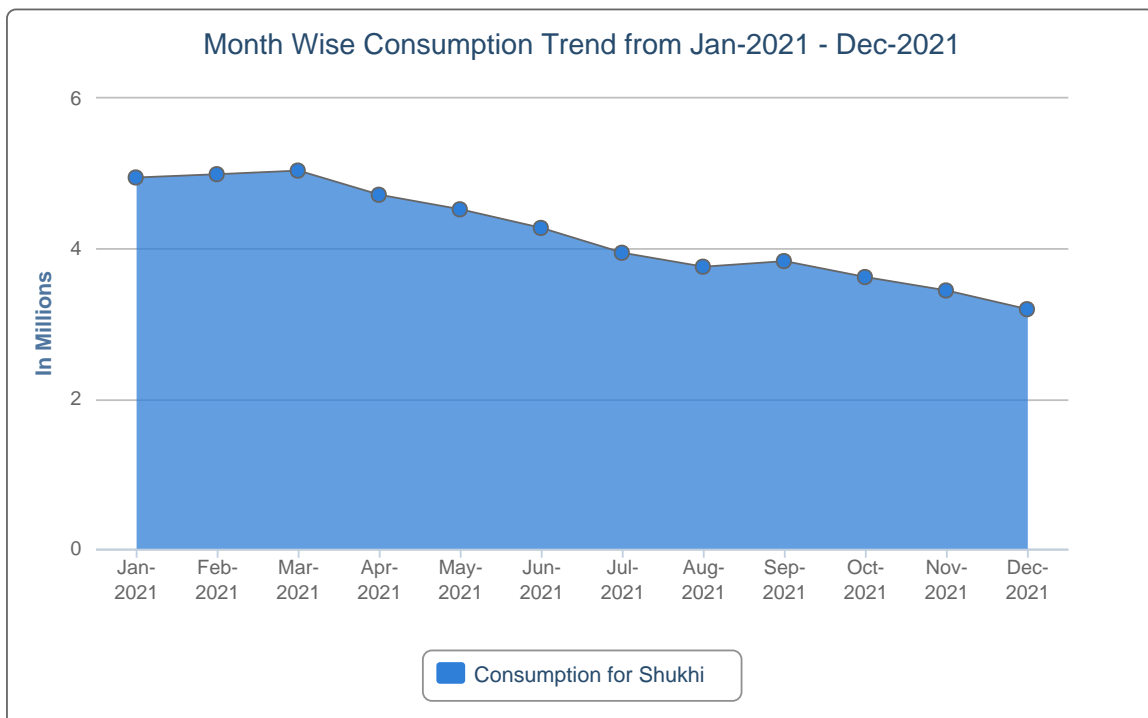
SL	Warehouse Name	Upazila Name	Condom			Shukhi			IUD			Injectables			Implant		
			CBL	AMD	MOS	CBL	AMD	MOS	CBL	AMD	MOS	CBL	AMD	MOS	CBL	AMD	MOS
476	Sylhet RWH	Sylhet Sadar	99,220	69,628	1.4	71,791	30,142	2.4	208	89	2.3	19,598	10,379	1.9	107	161	0.7
477	Sylhet RWH	Tahirpur	73,524	13,452	5.5	25,960	8,805	2.9	75	5	15.0	2,215	909	2.4	100	78	1.3
478	Sylhet RWH	Zakiganj	42,092	21,199	2.0	15,687	7,432	2.1	92	3	30.7	2,231	1,160	1.9	10	97	0.1
479	Tangail RWH	Basail	129,500	5,922	21.9	82,315	5,907	13.9	78	15	5.2	1,790	501	3.6	300	63	4.8
480	Tangail RWH	Bhuapur	97,800	17,052	5.7	54,099	9,749	5.5	237	12	19.8	4,784	1,303	3.7	300	72	4.2
481	Tangail RWH	Chauhali	13,496	15,359	0.9	41,735	6,780	6.2	340	12	28.3	6,253	1,236	5.1	301	33	9.1
482	Tangail RWH	Delduar	114,900	7,733	14.9	104,445	5,935	17.6	150	17	8.8	6,378	503	12.7	300	48	6.3
483	Tangail RWH	Ghatail	267,000	23,090	11.6	52,800	20,396	2.6	420	14	30.0	8,000	2,557	3.1	50	77	0.6
484	Tangail RWH	Gopalpur	98,004	11,784	8.3	98,490	7,835	12.6	111	15	7.4	2,521	1,012	2.5	300	53	5.7
485	Tangail RWH	Kalihati	292,700	20,117	14.5	36,940	23,247	1.6	78	43	1.8	8,400	4,198	2.0	300	42	7.1
486	Tangail RWH	Madhupur	209,700	16,203	12.9	40,020	19,752	2.0	174	23	7.6	11,042	2,293	4.8	300	64	4.7
487	Tangail RWH	Mirzapur	190,008	22,404	8.5	378,950	20,721	18.3	764	26	29.4	5,470	907	6.0	700	59	11.9
488	Tangail RWH	Nagarpur	118,752	26,319	4.5	33,509	19,685	1.7	263	44	6.0	2,722	1,724	1.6	300	132	2.3
489	Tangail RWH	Sakhipur	164,300	22,439	7.3	63,300	22,896	2.8	50	13	3.8	1,416	902	1.6	300	36	8.3
490	Tangail RWH	Tangail Sadar	65,100	46,361	1.4	42,440	20,930	2.0	532	36	14.8	5,093	2,849	1.8	200	160	1.3

7. Month-wise Consumption Trend

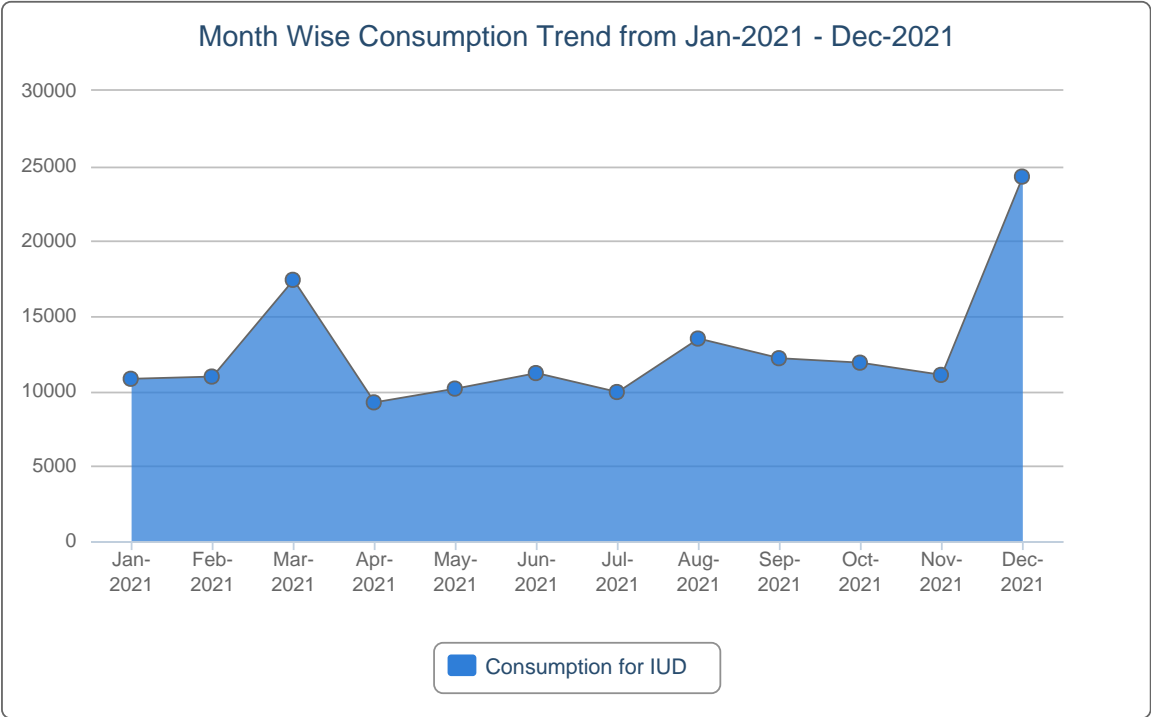
7(a).



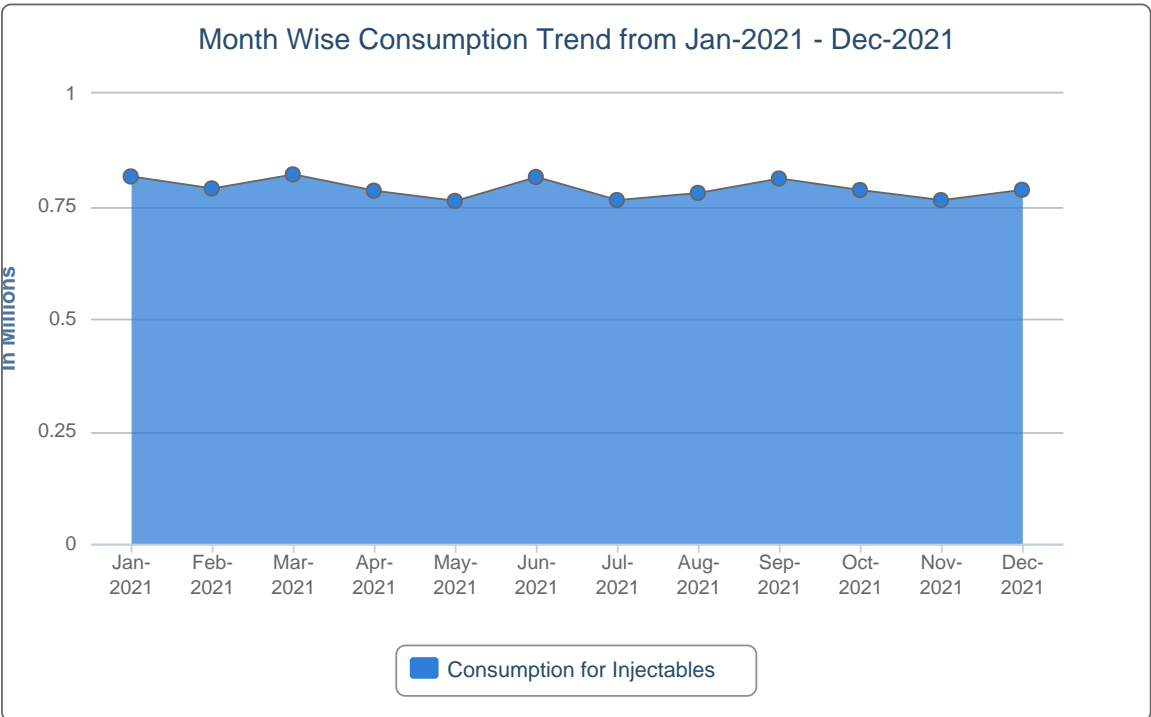
7(b).



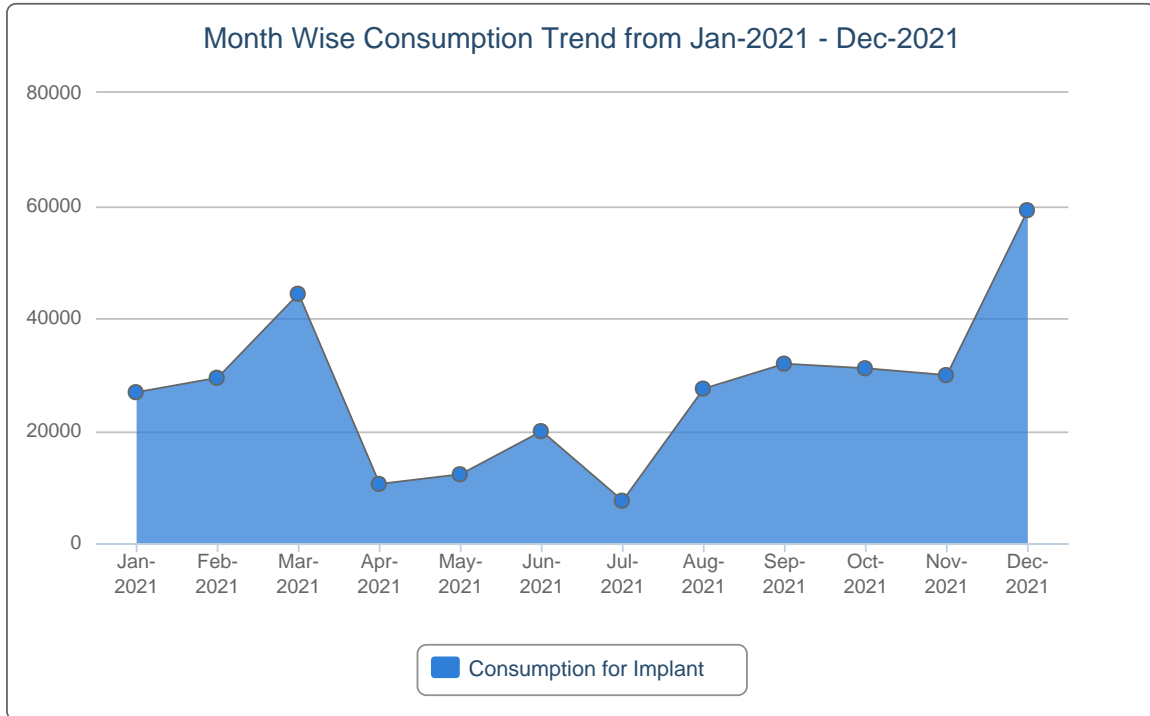
7(c).



7(d).



7(e).



8. Report on Upazila and Warehouse Having Stock Out in reported month

SL	Products Name	No of Stockout WH	% of Stockout WH	No of Stockout Upazila Store	% of Stockout Upazila Store	No of Stockout Upazila Field	% of Stockout Upazila Field
1	Condom	0	0%	0	0%	0	0%
2	Oral Pill (Total)	0	0%	0	0%	0	0%
3	IUD	0	0%	2	0%	1	0%
4	Injectables	0	0%	0	0%	0	0%
5	Implant (Total)	0	0%	-	-	0	0%

List of Stock Out Warehouses

SL	Commodity	Warehouse	Phone
<i>No StockOut in Warehouse</i>			

List of StockOut Upazilas

SL	Commodity	Warehouse	District	Upazila	Phone
1	IUD	Chattogram RWH	Chattogram	Sandwip, Chattogram	01712250168
2	IUD	Faridpur RWH	Gopalganj	Tungipara, Gopalganj	01675883195
3	IUD	Sylhet RWH	Sunamganj	Chhatak, Sunamganj	01758494748

“ছেলে হোক, মেয়ে হোক,
দু’টি সন্তানই যথেষ্ট”

Management Information System (MIS)
Directorate General of Family Planning (DGFP)
6, Kawran Bazar, Dhaka- 1215
Email: dirmis@dgfp.gov.bd, dirls@dgfp.gov.bd
www.dgfp.gov.bd, www.scmpbd.org

If you need more information, please visit at <https://www.scmpbd.org>