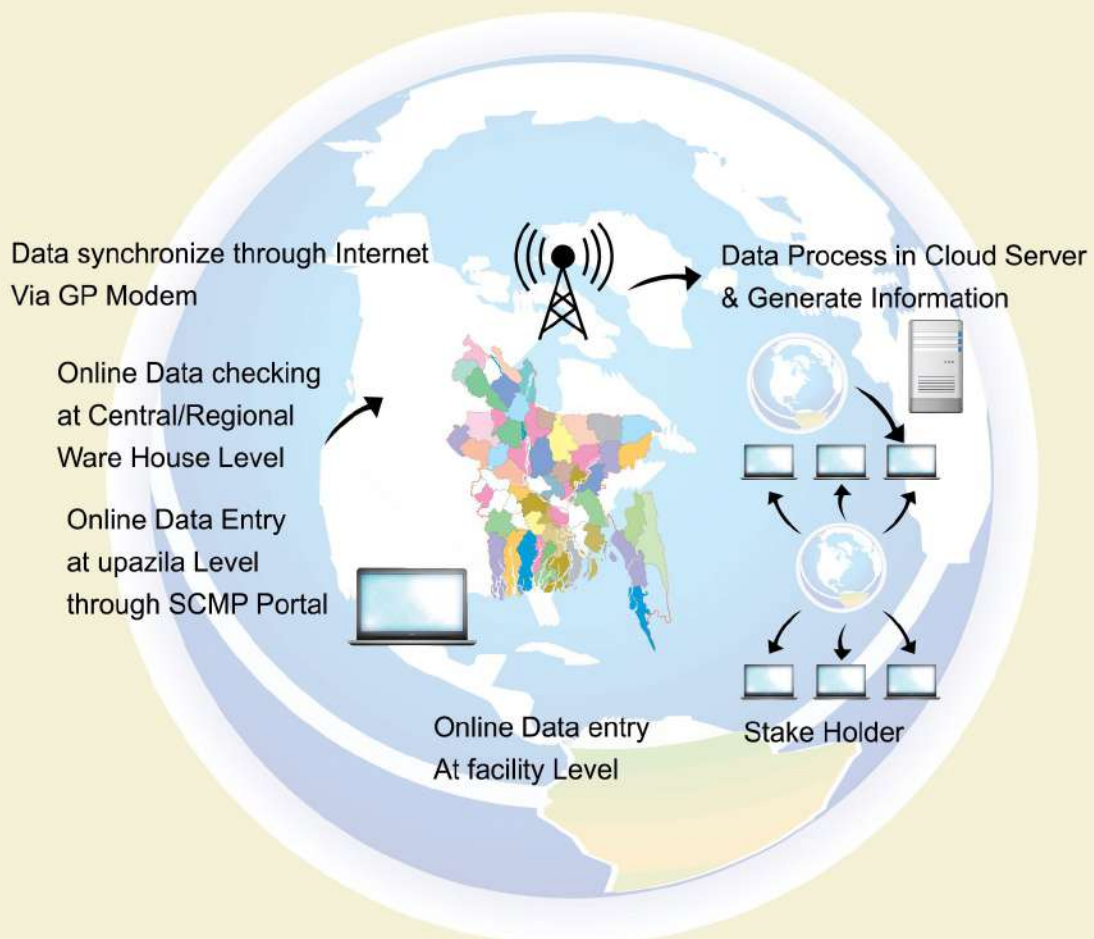




# FAMILY PLANNING MONTHLY LOGISTICS REPORT

## May 2023

### Logistics Management Information System (LMIS) Data Flow System



**Management Information System (MIS)**  
**Directorate General of Family Planning (DGFP)**

**Government of the People's Republic of Bangladesh**  
**Medical Education and Family Welfare Division**  
**Directorate General of Family Planning**  
**Management Information System (MIS)**  
**6, Kawran Bazar, Dhaka- 1215**  
**www.dgfp.gov.bd**


Memo No. 59.11.00000.402.16.002.19.122

Date: 04 July, 2023.

Sub: **Family Planning Monthly Logistics Report for the Month of May, 2023.**

Family Planning Monthly Logistics Report for the Month of May, 2023 is sent herewith for your kind information & necessary action. This report is prepared on the basis of Form-7 submitted by Warehouses and Form-7B submitted by Upazila Family Planning Offices by using WIMS & UIMS operating tools. It provides useful information on monthly distribution and stock balance of all the major contraceptives of Warehouse/Upazila Stores. For more information you can visit at [www.scmpbd.org](http://www.scmpbd.org) web site.

Comments and suggestions for improvement of this report will be highly appreciated.



(Sabina Parveen)

Director & Line Director (MIS)

Phone: 55012352

Mail: dirmis@dgfp.gov.bd


Memo No. 59.11.00000.402.16.002.19.122.1(202)

Date: 04 July, 2023.

**Copy of the report forwarded to (Not according to seniority):**

1. Secretary, Medical Education & Family Welfare Division, Ministry of Health & Family Welfare, Bangladesh Secretariat, Dhaka.
2. Additional Secretary (Admin), Medical Education & Family Welfare Division, Ministry of Health & Family Welfare, Bangladesh Secretariat, Dhaka.
3. Director (Administration), Directorate General of Family Planning, 6 Kawran Bazar, Dhaka 1215.
4. Joint Secretary (Development), Medical Education & Family Welfare Division, Ministry of Health & Family Welfare, Bangladesh Secretariat, Dhaka.
5. Director & Line Director (MIS), Directorate General of Family Planning, 6 Kawran Bazar, Dhaka.
6. Director Finance & Line Director (Family Planning Field Service Delivery), Directorate General of Family Planning, 6 Kawran Bazar, Dhaka 1215.
7. Director (Logistics & Supply) and Line Director (Procurement, Storage & Supply Management), Directorate General of Family Planning, 6 Kawran Bazar, Dhaka 1215.
8. Director (IEM) & Line Director (Information, Education and Communication), Directorate General of Family Planning, 6 Kawran Bazar, Dhaka 1215.
9. Director (Planning) & Line Director (Planning Monitoring and Evaluation), Directorate General of Family Planning, 6 Kawran Bazar, Dhaka 1215.

10. Director (MCH-Services) & Line Director (MCRAH), Directorate General of Family Planning, 6 Kawran Bazar, Dhaka 1215.
11. Line Director (CCSDP), Directorate General of Family Planning, 6 Kawran Bazar, Dhaka 1215.
12. Director (Audit), Directorate General of Family Planning, 6 Kawran Bazar, Dhaka 1215.
13. Divisional Director, Family Planning, Dhaka /Chattogram /Rajshahi /Khulna /Sylhet /Barishal/ Rangpur/ Mymensingh Division.
14. Joint Chief (Planning), Health Service Division, Ministry of Health & Family Welfare, Bangladesh Secretariat, Dhaka
15. Joint Chief (Population & Planning wing), Planning commission, Sher-e-Bangla Nagar, Dhaka.
16. Joint Chief (Planning), Program Management and Monitoring Unit (PMMU), Azimpur, Dhaka-1205.
17. Director, Maternal & Child Health Training Institute (MCHTI), Azimpur, Dhaka.
18. Director, Mohammadpur Fertility Services & Training Centre (MFSTC), Mohammadpur, Dhaka.
19. Director, Maternal & Child Health Training Institute (MCHTI), Lalkuthi, Mirpur, Dhaka.
20. P.S. to the Honorable Minister, Ministry of Health and Family Welfare, Bangladesh Secretariat, Dhaka, for kind information of the Honorable Minister.
21. Deputy Chief (Planning), Medical Education & Family Welfare Division, Ministry of Health & Family Welfare, Bangladesh Secretariat, Dhaka.
22. Additional Director (Drugs and Stores), Directorate General of Family Planning, Central Warehouse, Mohakhali, Dhaka.
23. Deputy Director, Family Planning, ----- District (You are requested to take appropriate measures to ensure timely online submission of Form 7B report from upazilas).
24. Regional/District Consultant, FPCS-QIT, District Family Planning Office, ----- District.
25. Central/Regional Supply Officer, Family Planning, ----- CWH/RWHs.
26. Assistant Maintenance Engineer, MIS Unit, DGFP (Requested to upload this report to DGFP website).
27. Country Project Director, MTaPS/MSH, House: 30, Road: No. 42, Gulshan-2, Dhaka-1212.
28. Country Director, the World Bank, E-32, Agargaon, Sher-e-Bangla Nagar, Dhaka-1207.
29. Team Leader, Population & Health Team, USAID, Madani Avenue, Baridhara, Dhaka.
30. Country Representative, UNFPA, IDB Bhaban, Agargaon, Sher-E-Bangla Nagar, Dhaka.
31. Managing Director, SMC, SMC Tower, 33 Banani C/A, Dhaka-1213.
32. Documentation Center, IEM Unit, Directorate General of Family Planning, 6 Kawran Bazar, Dhaka.
33. Responsible person of Dispatch Section, MIS Unit, DGFP (Requested to distribute the published 'Family Planning Monthly Logistics Report' to concerned Person/Office/Organization).
34. PA to Director General, Directorate General of Family Planning, 6 Kawran Bazar, Dhaka 1215.
35. Concerned Organization/Person.

  
 04.07.2023  
 (Md. Abul Kalam Azad)  
 Deputy Program Manager (DPM)

## **Table Of Contents**

	<b>Page</b>
1. DGFP Stock Status Report	1-2
2. National Receipts Quantity by Product by Month	3
3. National Level Contraceptive Summary Report	4
4. Stock Status Report at Different Levels	5
5. Contraceptive Stock Status by Product at Upazila Store and Field	6-10
6. Contraceptive Stock Status by Product at Regional Warehouses/Upazila	11-31
7. Month-wise Consumption Trend	32-34
8. Report on Upazila and Warehouse Having Stock Out in last month	35

# 1. DGFP Stock Status Report

		DGFP STOCK STATUS REPORT for Contraceptives - 31st May 2023																																							
Year →	2023												2024												2025												2026				
Month →	6	7	8	9	10	11	12	1	12	3	4	5	6	7	8	9	10	11	12	1	2	3	4	5	6	7	8	9	10	11	12	1	2	3	4	5					
Min.-Max. →	Min						Max																																		
Product ↓	CS - 35.68m : 4.2 MOS																																								
<b>Condom</b>	4.2 MOS						22.34m (MOS:2.63)																																		
*AMC = 8.49m													FY:2022-23: 51m, Rec - 28.66m																												
	CS - 41.72m : 6.8 MOS																																								
<b>Pill (Total)</b>	6.8 MOS												39m (MOS:6.3)																												
*AMC = 6.17m													FY:2022-23: 39m																												
	CS - 4.70m : 13.8 MOS																																								
<b>POP-APON</b>	13.8 MOS (July 2024)																																								
*AMC = 0.341m	CS (0.300m): 23.6 MOS																																								
<b>IUD</b>	23.6 MOS (May 2025)																																								
*AMC = 12,693	CS (10.57m): 13.0 MOS																																								
<b>Injectables</b>	13.0 MOS (June 2024)																																								
*AMC = 0.812m	CS-(0.886m): 27.4 MOS																																								
<b>Implant</b>	27.4 MOS (August 2025)																																								
*AMC = 32,325																																									
	<b>Pill (Total): 2nd &amp; 3rd generation Shukhi</b> <i>*AMC is calculated based on past 6-months consumption</i> <i>Data Sources: DGFP/L&amp;S unit, DGFP LMIS web site - <a href="https://scmpbd.org/">https://scmpbd.org/</a></i> <i>Central Warehouse WIMS data and Approved DGFP Procurement Plan</i> <i>National min-max stock level is 6 &amp; 10 MOS</i> AMC = Average Monthly Consumption																																								
	<b>Legend:</b> <span style="color:red">■</span> Current Stock (CS): Less than 3 MOS <span style="color:yellow">■</span> Current Stock (CS): MOS 3.0 to Less than 6 MOS <span style="color:green">■</span> Current Stock (CS): MOS 6 and above <span style="color:blue">■</span> Planned for FY 2020-21 <span style="color:orange">■</span> Procurement completed, yet to be received <span style="color:purple">■</span> Donation																																								

**DGFP STOCK STATUS NOTES**  
**(For Contraceptives)**  
**Month: May 2023**

**CONDOM** – Current national stock is 35.68 million pieces, and this stock can be used up to September 2023.

- **2022-23: GOB (Revenue)** – Contract of Procurement of 51 Million Pieces Condom has been completed. Meanwhile, 28.66 Million Pieces Condom received in 30<sup>th</sup> May 2023.

**PILL (Shukhi)** – Current national stock of Oral Contraceptive Pill is 41.72 million cycles which will go up to December 2023.

- **2022-23: GOB (Revenue)** – Till the date no requirement received from User Unit for procurement of PILL (Shukhi).
- **2022-23: RPA (GOB) & GOB (Development)**- Requirement of 39.00 Million Cycles Oral Pill (COP) (Shukhi-3rd Generation) received from User Unit for procurement and the procurement is in progress and the purchase proposal has been sent to MEFWD for the approval of CCGP.

**POP-APON** - Current national stock of POP-APON Pill is 4.7 million cycles which will go up to July 2024.

- **2022-23: RPA (GOB) & GOB (Development)**– Till the date no requirement received from User Unit for procurement of POP-APON.
- **2022-23: GOB (Revenue)** – Till the date no requirement received from User Unit for procurement of POP-APON.

**IUD** - Current national stock is 0.300 million pcs and this stock can be used up to May 2025.

**INJECTABLES** – Current stock of 10.57 million vials and that can be used up to June 2024.

**IMPLANT** – Current stock is 0.886 million sets, and this can be used up to August 2025.

You can also download the previous reports from <http://www.scmpbd.org>

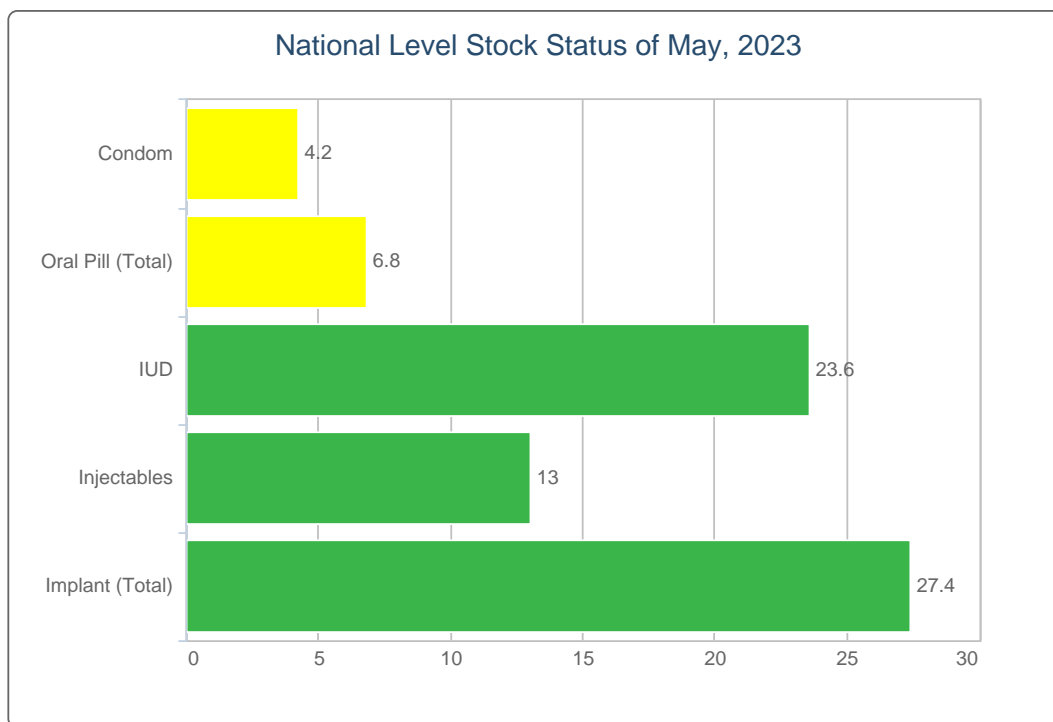
## 2. National Receipts Quantity by Product by Month

### Contraceptive Received Report

Month: May, 2023

Item	Supplier	Receiver	Date Receipts	Qty
<i>No National Receive This Month</i>				

### 3. National Level Contraceptive Summary Report



■ MOS: < 3.0     
 ■ MOS: 3.0 - 5.9     
 ■ MOS: 6.0 and above

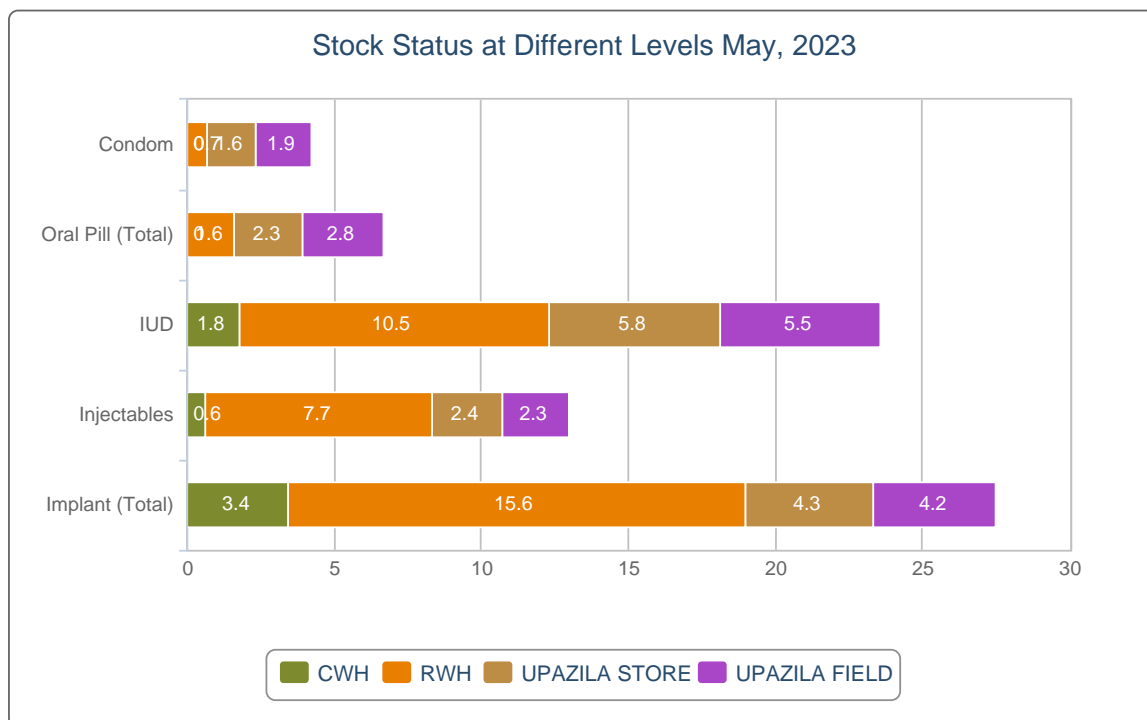
MOS = Month of Stock

#### National Level Stock Status of May, 2023

SL	Name of Products	Reported Consumption	Reported Closing Balance	Average Monthly Consumption	MOS
1	Condom	8,707,148	35,680,965	8,493,460	4.2
2	Oral Pill (Total)	6,272,672	41,726,280	6,176,663	6.8
3	IUD	11,679	300,058	12,693	23.6
4	Injectables	870,919	10,578,435	812,485	13.0
5	Implant (Total)	29,250	886,097	32,325	27.4



#### 4. Stock Status Report at Different Levels

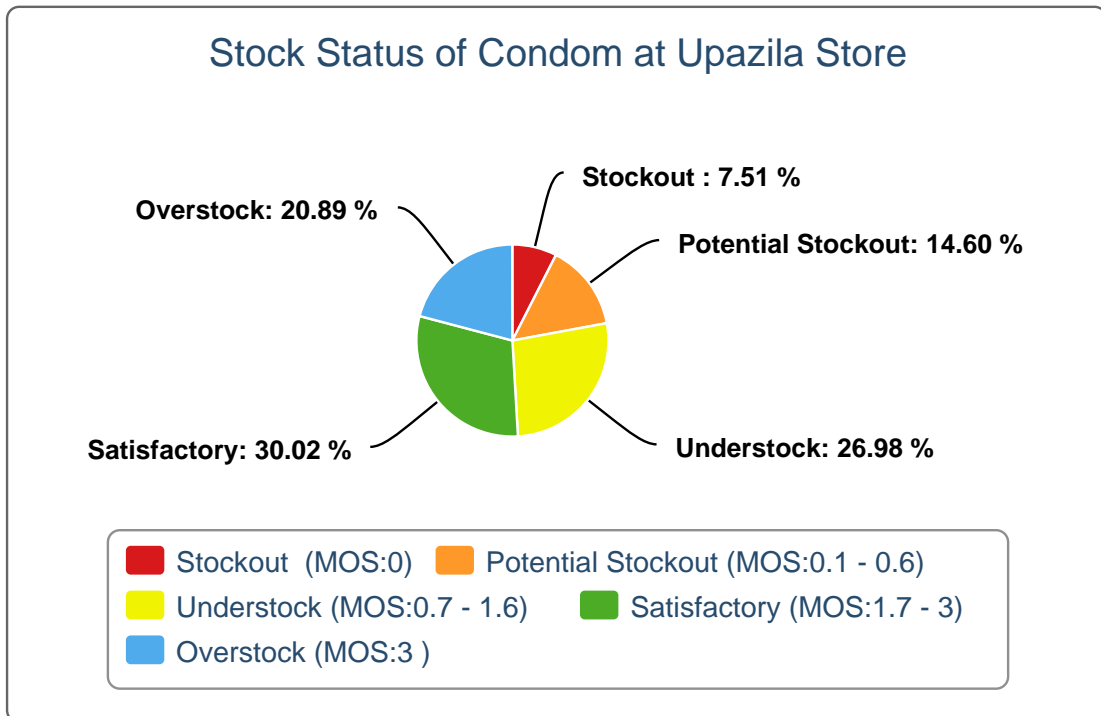


#### Stock Status at Different Levels May, 2023

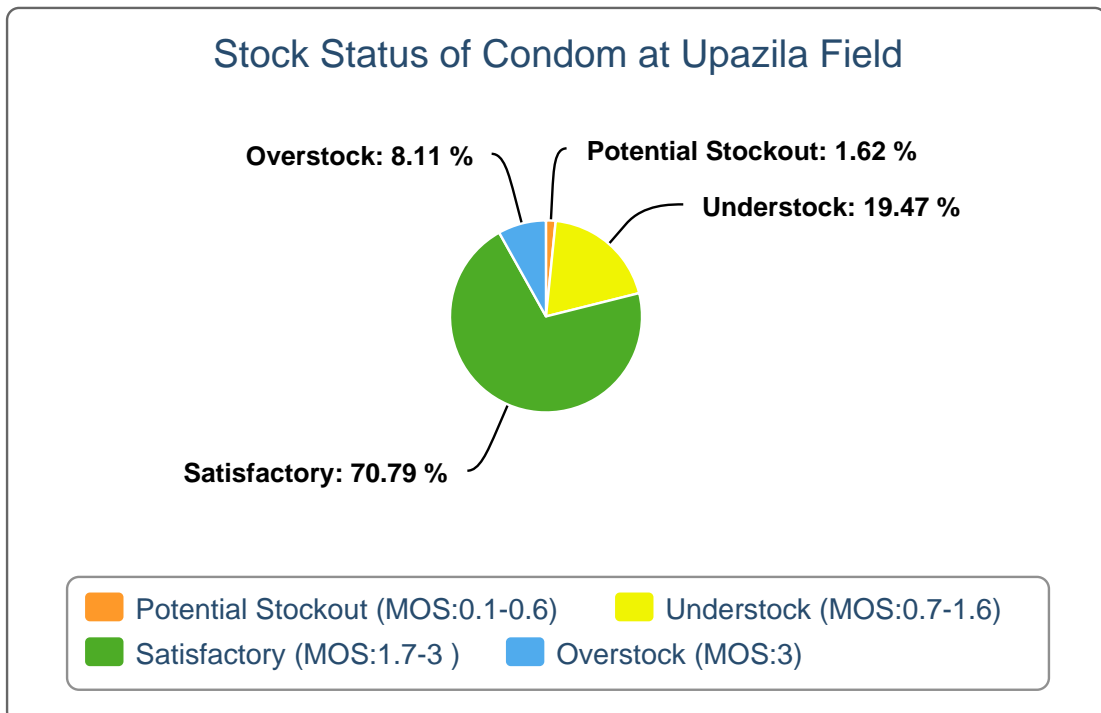
Products	Avg. Consump. of Last 6 Months	CWH Level	MOS	RWH Level	MOS	Upazila Level	MOS	Field Level	MOS	National Level	MOS
Condom	8,493,460	0	0	5,926,800	0.7	13,398,673	1.6	16,355,492		35,680,965	4.2
Oral Pill (Total)	6,176,663	48,960	0	10,178,349	1.6	14,432,586	2.3	17,066,385		41,726,280	6.8
IUD	12,693	23,050	1.8	132,736	10.5	73,970	5.8	70,302		300,058	23.6
Injectables	812,485	491,400	0.6	6,289,360	7.7	1,914,138	2.4	1,883,537		10,578,435	13
Implant (Total)	32,325	109,585	3.4	503,399	15.6	138,924	4.3	134,189		886,097	27.4

## 5. Contraceptive Stock Status by Product at Upazila Store and Field

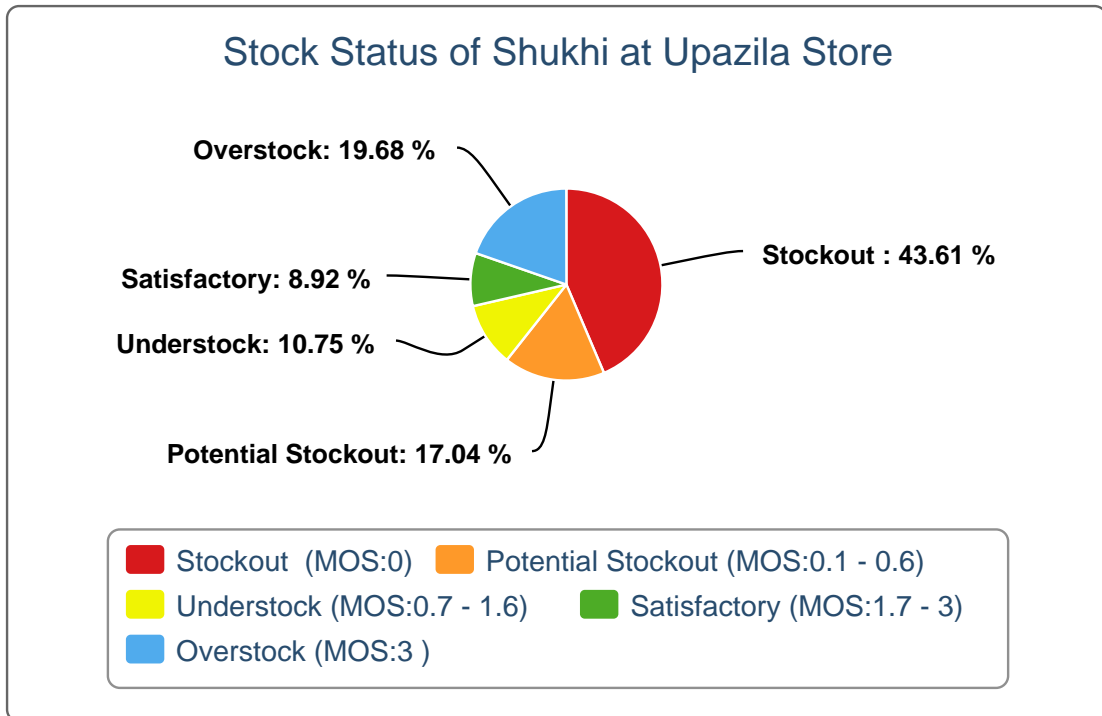
5(a).



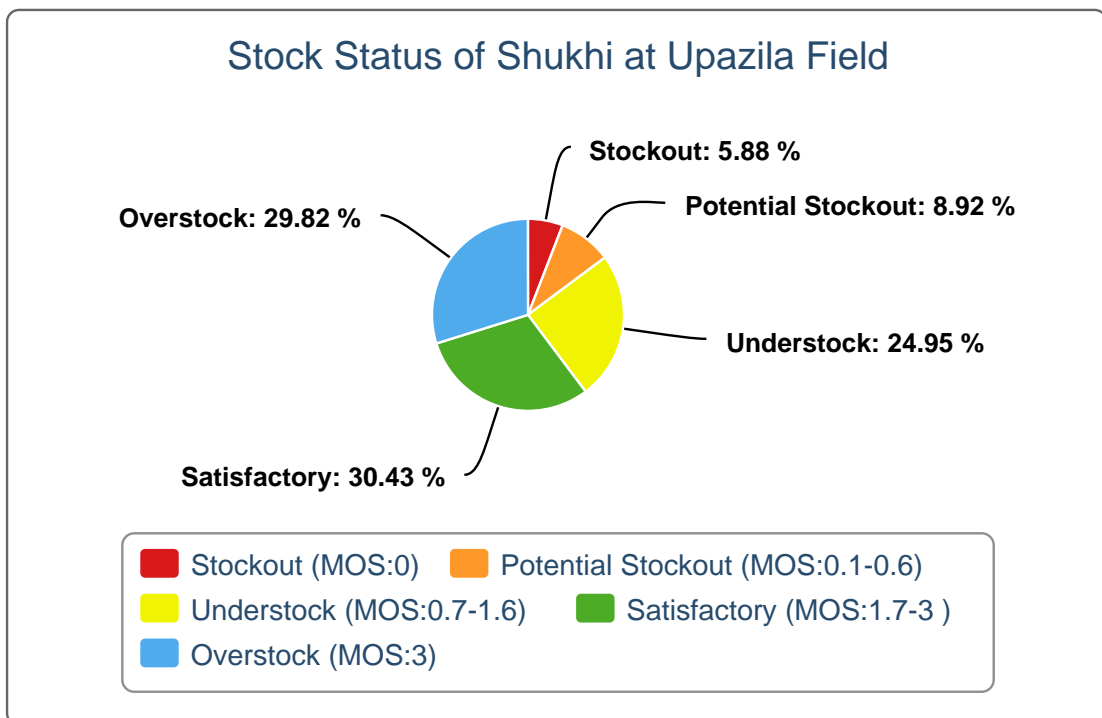
5(b).



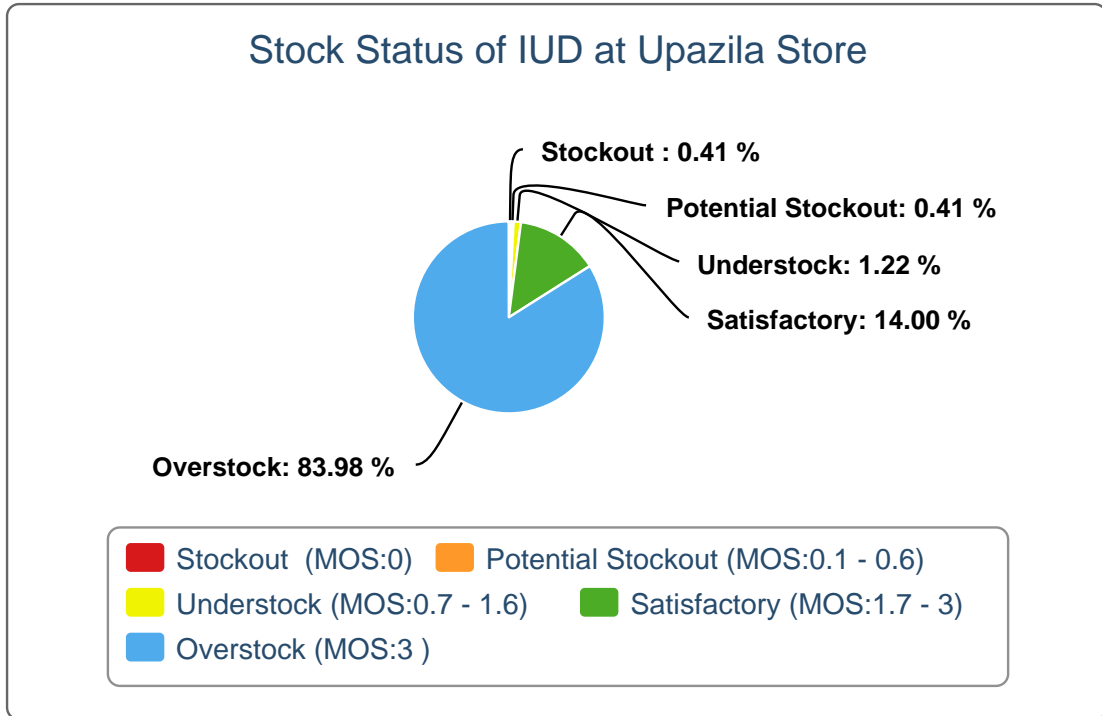
5(c).



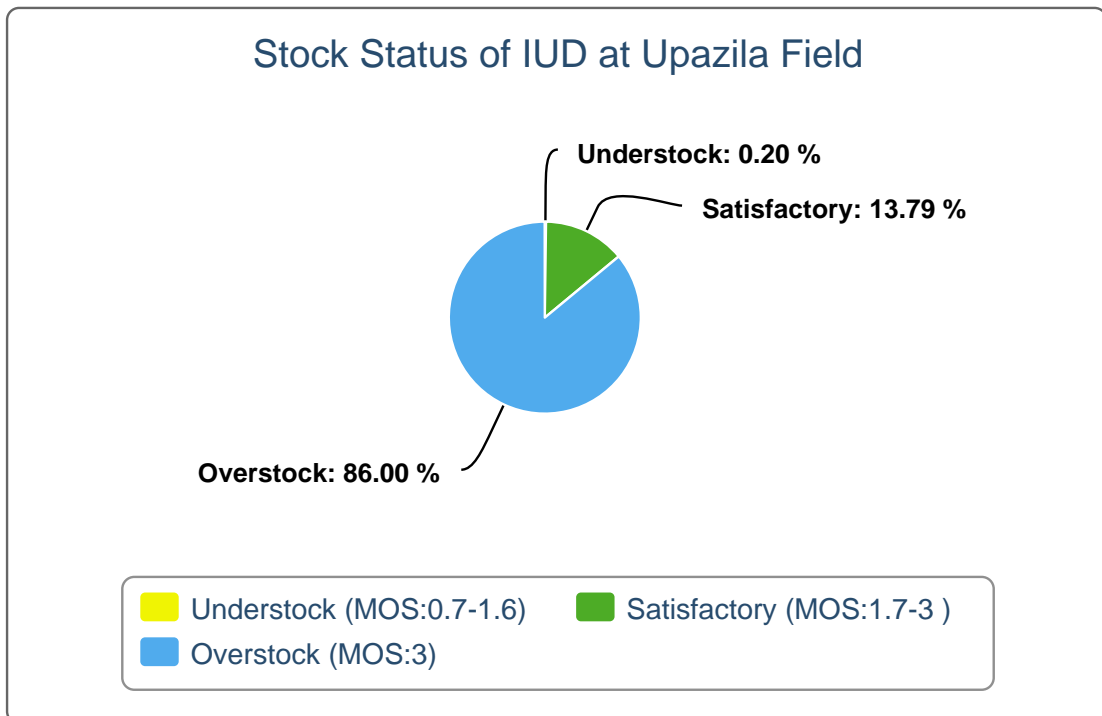
5(d).



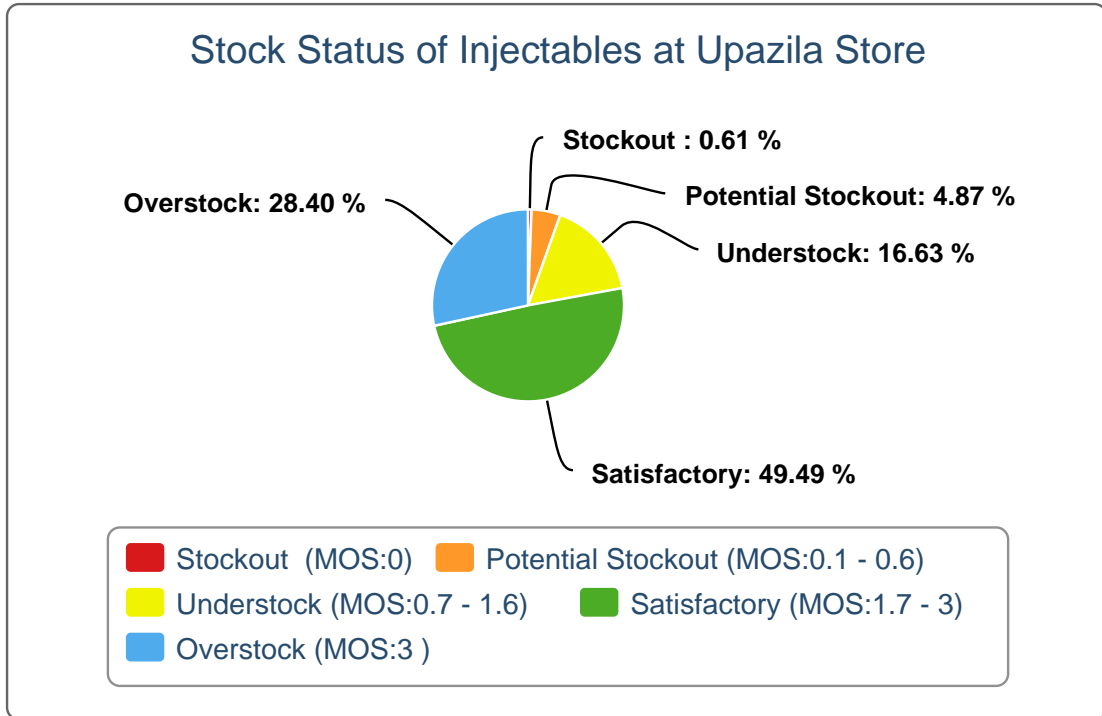
5(e).



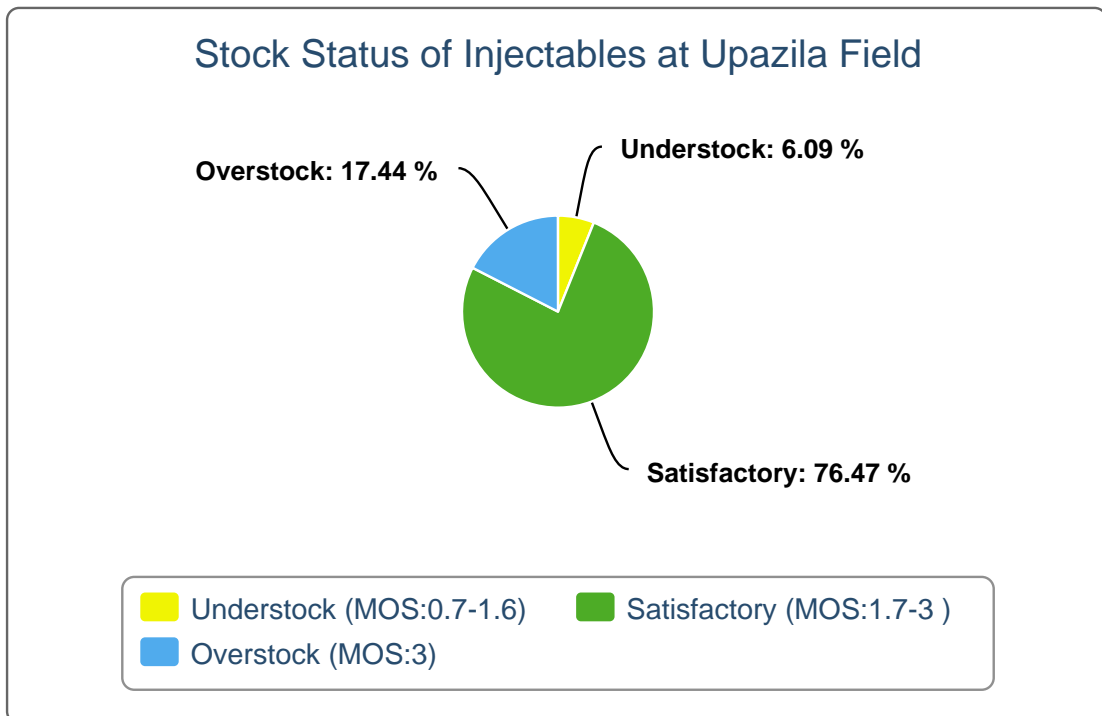
5(f).



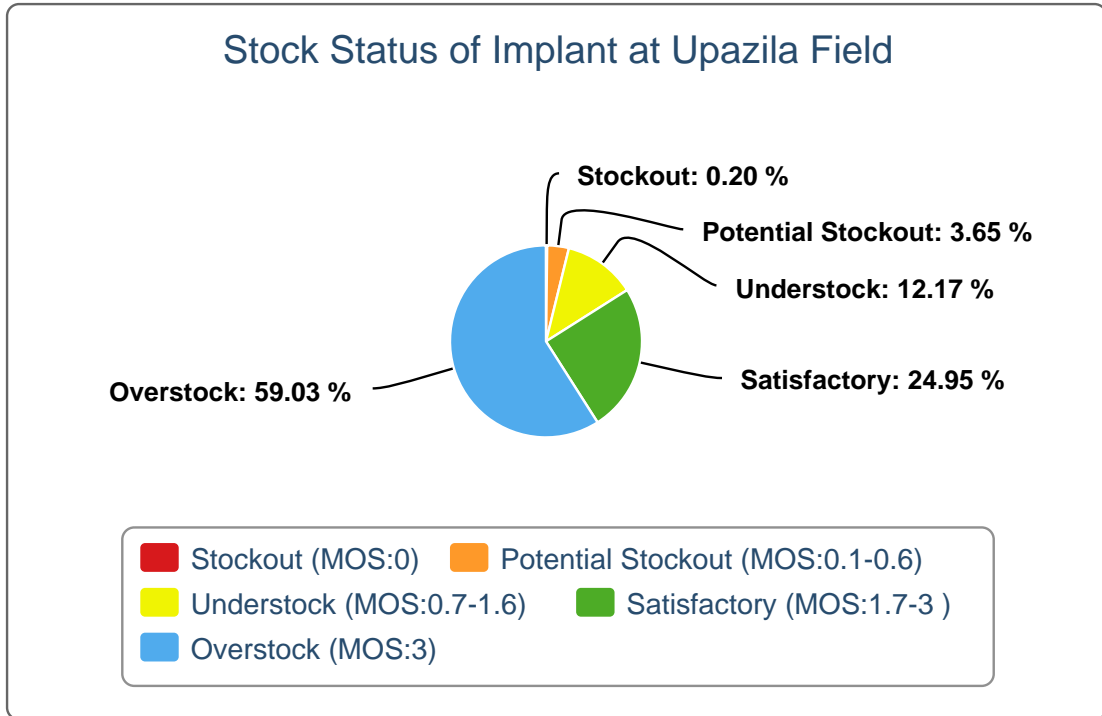
5(g).



5(h).



5(i).



## 6(a). Contraceptive Stock Status by Product at Regional Warehouses

SL	WH Name	Condom			Shukhi			IUD			Injectables			Implant		
		CBL	AMD	MOS	CBL	AMD	MOS	CBL	AMD	MOS	CBL	AMD	MOS	CBL	AMD	MOS
1	Bandarban RWH	158,400	41,396	3.8	71,000	23,753	3.0	650	152	4.3	17,900	3,567	5.0	2,050	178	11.5
2	Barishal RWH	604,400	271,847	2.2	141,600	204,331	0.7	3,350	423	7.9	600	31,894	0.0	29,000	1,005	28.9
3	Bhola RWH	14,400	47,550	0.3	307,200	55,344	5.6	2,100	159	13.2	92,000	27,228	3.4	11,650	287	40.6
4	Bogura RWH	7,200	490,622	0.0	444,480	335,593	1.3	8,350	506	16.5	1,063,000	28,734	37.0	32,200	1,888	17.1
5	Chattogram RWH	237,400	316,630	0.7	1,856,640	202,997	9.1	7,790	871	8.9	466,800	28,379	16.4	23,200	1,853	12.5
6	Cox's Bazar RWH	4,140,000	97,345	42.5	2,533,389	76,621	33.1	27,300	536	50.9	563,760	21,510	26.2	18,749	1,016	18.5
7	Cumilla RWH	165,600	474,202	0.3	232,320	333,410	0.7	7,000	1,027	6.8	221,000	63,889	3.5	32,700	2,339	14.0
8	Dhaka CWH	0	1,258,204	0.0	48,960	637,268	0.1	23,050	1,966	11.7	491,400	79,225	6.2	109,585	3,389	32.3
9	Dinajpur RWH	28,800	172,981	0.2	11,520	218,477	0.1	5,300	266	19.9	66,000	29,909	2.2	28,500	1,468	19.4
10	Faridpur RWH	3,600	472,003	0.0	243,360	309,425	0.8	8,200	635	12.9	154,000	30,792	5.0	21,950	2,069	10.6
11	Jamalpur RWH	18,000	284,319	0.1	312,000	234,139	1.3	4,200	202	20.8	96,000	24,840	3.9	20,700	916	22.6
12	Jashore RWH	3,600	378,895	0.0	19,200	260,810	0.1	4,600	378	12.2	59,700	36,171	1.7	25,400	1,169	21.7
13	Khulna RWH	1,800	547,817	0.0	2,512,110	375,601	6.7	8,050	407	19.8	2,411,000	33,335	72.3	39,400	1,249	31.5
14	Kushtia RWH	10,800	306,272	0.0	71,040	156,750	0.5	1,528	159	9.6	47,100	28,632	1.6	25,150	586	42.9
15	Mymensingh RWH	10,800	606,815	0.0	257,280	719,000	0.4	8,950	764	11.7	171,000	50,796	3.4	27,300	2,462	11.1
16	Noakhali RWH	262,800	256,483	1.0	165,900	152,401	1.1	4,100	941	4.4	150,000	37,938	4.0	34,800	1,528	22.8
17	Pabna RWH	46,800	470,104	0.1	2,880	279,686	0.0	3,250	735	4.4	26,000	39,544	0.7	25,100	901	27.9
18	Patuakhali RWH	3,600	132,654	0.0	235,200	150,069	1.6	5,250	299	17.6	143,500	24,566	5.8	14,700	948	15.5
19	Rajshahi RWH	3,600	586,184	0.0	189,600	278,005	0.7	9,043	247	36.6	94,500	27,773	3.4	18,950	1,154	16.4
20	Rangamati RWH	147,600	47,300	3.1	106,560	35,177	3.0	1,300	98	13.3	32,500	3,372	9.6	1,600	254	6.3
21	Rangpur RWH	46,800	444,342	0.1	302,880	587,978	0.5	5,425	1,042	5.2	264,000	87,758	3.0	36,500	2,599	14.0
22	Sylhet RWH	7,200	527,007	0.0	122,880	334,381	0.4	4,000	633	6.3	109,000	48,922	2.2	20,100	2,177	9.2
23	Tangail RWH	3,600	262,488	0.0	39,310	215,447	0.2	3,000	247	12.1	40,000	23,711	1.7	13,700	890	15.4

**6(b). Contraceptive Stock Status by Product at Upazila**

SL	Warehouse Name	Upazila Name	Condom			Shukhi			IUD			Injectables			Implant		
			CBL	AMD	MOS	CBL	AMD	MOS	CBL	AMD	MOS	CBL	AMD	MOS	CBL	AMD	MOS
1	Bandarban RWH	Alikadam	21,492	10,062	2.1	9,370	3,067	3.1	117	33	3.5	322	613	0.5	250	28	8.9
2	Bandarban RWH	Bandarban Sadar	8,729	5,447	1.6	6,140	4,828	1.3	154	24	6.4	248	612	0.4	138	26	5.3
3	Bandarban RWH	Lama	13,824	7,603	1.8	3,465	6,029	0.6	216	47	4.6	407	978	0.4	237	28	8.5
4	Bandarban RWH	Naikhongchhari	2,204	7,101	0.3	10,510	3,223	3.3	30	13	2.3	1,304	733	1.8	80	32	2.5
5	Bandarban RWH	Rowangchhari	10,928	2,506	4.4	3,105	2,328	1.3	96	6	16.0	71	236	0.3	60	17	3.5
6	Bandarban RWH	Ruma	16,452	5,264	3.1	8,977	2,327	3.9	61	12	5.1	605	218	2.8	50	18	2.8
7	Bandarban RWH	Thanchi	4,730	3,413	1.4	4,780	1,951	2.5	107	17	6.3	465	177	2.6	185	29	6.4
8	Barishal RWH	Agailjhara	12,900	7,795	1.7	9,245	8,192	1.1	100	13	7.7	2,345	1,423	1.6	200	44	4.5
9	Barishal RWH	Babuganj	216,400	6,370	34.0	23,130	6,206	3.7	120	18	6.7	875	560	1.6	50	37	1.4
10	Barishal RWH	Bakerganj	68,483	14,388	4.8	34,304	13,757	2.5	266	23	11.6	1,870	1,924	1.0	400	74	5.4
11	Barishal RWH	Banari Para	154,952	5,760	26.9	34,875	6,036	5.8	194	12	16.2	1,522	468	3.3	350	58	6.0
12	Barishal RWH	Barishal Sadar (kotwali)	99,560	28,645	3.5	28,875	15,669	1.8	464	75	6.2	4,375	4,543	1.0	190	104	1.8
13	Barishal RWH	Bhandaria	10,992	11,350	1.0	8,695	8,694	1.0	463	17	27.2	2,661	1,071	2.5	250	34	7.4
14	Barishal RWH	Gournadi	11,100	10,148	1.1	1,590	10,736	0.1	176	15	11.7	1,781	1,277	1.4	150	32	4.7
15	Barishal RWH	Hizla	10,340	7,663	1.3	5,490	5,265	1.0	78	13	6.0	1,095	1,154	0.9	150	33	4.5
16	Barishal RWH	Indurkani	62,600	6,568	9.5	7,200	5,729	1.3	180	7	25.7	2,735	948	2.9	400	21	19.0
17	Barishal RWH	Jhalokati Sadar	60,300	19,784	3.0	25,205	11,980	2.1	95	29	3.3	2,181	1,146	1.9	200	80	2.5
18	Barishal RWH	Kanthalia	20,280	7,146	2.8	13,575	5,920	2.3	160	13	12.3	1,199	1,035	1.2	500	40	12.5
19	Barishal RWH	Kawkhali	30,200	7,086	4.3	39,585	4,456	8.9	245	20	12.3	1,205	391	3.1	150	23	6.5
20	Barishal RWH	Mathbaria	33,274	18,828	1.8	12,990	18,457	0.7	226	26	8.7	2,709	2,456	1.1	300	45	6.7
21	Barishal RWH	Mehendiganj	68,124	12,587	5.4	21,376	10,209	2.1	446	10	44.6	15,369	3,072	5.0	300	38	7.9
22	Barishal RWH	Muladi	4,360	14,562	0.3	18,210	9,636	1.9	232	5	46.4	5,609	2,112	2.7	100	25	4.0
23	Barishal RWH	Nalchity	20,100	9,865	2.0	7,645	8,145	0.9	264	14	18.9	1,573	1,684	0.9	100	49	2.0
24	Barishal RWH	Nazirpur	30,324	18,836	1.6	20,095	10,482	1.9	225	19	11.8	2,740	1,602	1.7	200	45	4.4
25	Barishal RWH	Nesarabad (swarupkati)	63,472	27,680	2.3	3,230	15,006	0.2	290	30	9.7	8,008	1,786	4.5	300	70	4.3



SL	Warehouse Name	Upazila Name	Condom			Shukhi			IUD			Injectables			Implant		
			CBL	AMD	MOS	CBL	AMD	MOS	CBL	AMD	MOS	CBL	AMD	MOS	CBL	AMD	MOS
26	Barishal RWH	Pirojpur Sadar	25,512	13,284	1.9	21,490	9,865	2.2	154	30	5.1	2,346	1,293	1.8	250	52	4.8
27	Barishal RWH	Rajapur	16,740	12,051	1.4	6,685	7,218	0.9	176	7	25.1	1,292	919	1.4	150	28	5.4
28	Barishal RWH	Wazirpur	417,600	11,451	36.5	12,465	12,673	1.0	295	27	10.9	1,898	1,030	1.8	50	73	0.7
29	Bhola RWH	Bhola Sadar	16,257	9,953	1.6	39,925	10,746	3.7	103	55	1.9	867	5,874	0.1	50	99	0.5
30	Bhola RWH	Burhanuddin	3,576	3,392	1.1	9,825	6,552	1.5	72	23	3.1	1,690	1,511	1.1	100	36	2.8
31	Bhola RWH	Char Fasson	18,500	20,370	0.9	425	19,455	0.0	118	49	2.4	8,645	7,938	1.1	150	63	2.4
32	Bhola RWH	Daulat Khan	8,062	2,233	3.6	13,110	4,527	2.9	50	12	4.2	4,000	3,326	1.2	50	24	2.1
33	Bhola RWH	Lalmohan	10,928	7,086	1.5	10,695	8,276	1.3	57	12	4.8	10,680	5,331	2.0	100	24	4.2
34	Bhola RWH	Manpura	5,857	3,014	1.9	2,365	3,198	0.7	34	1	34.0	4,765	1,681	2.8	20	21	1.0
35	Bhola RWH	Tazumuddin	11,856	1,502	7.9	12,881	2,590	5.0	35	7	5.0	2,953	1,567	1.9	100	20	5.0
36	Bogura RWH	Adamdighi	20,700	9,270	2.2	15,240	6,272	2.4	69	12	5.8	1,388	261	5.3	150	40	3.8
37	Bogura RWH	Akkelpur	10,464	6,813	1.5	52,070	6,273	8.3	28	16	1.8	1,942	387	5.0	200	62	3.2
38	Bogura RWH	Atrai	21,440	14,139	1.5	17,115	10,904	1.6	54	7	7.7	3,148	593	5.3	5	56	0.1
39	Bogura RWH	Badalgachhi	8,496	8,879	1.0	11,850	9,196	1.3	28	7	4.0	2,052	671	3.1	200	44	4.5
40	Bogura RWH	Bogura Sadar	51,012	50,933	1.0	2,360	16,231	0.1	96	41	2.3	1,466	1,867	0.8	320	124	2.6
41	Bogura RWH	Dhamoirhat	14,440	8,811	1.6	15,545	8,316	1.9	41	11	3.7	1,861	652	2.9	150	37	4.1
42	Bogura RWH	Dhunat	33,400	36,542	0.9	13,670	20,198	0.7	85	15	5.7	5,827	2,047	2.8	100	67	1.5
43	Bogura RWH	Dhupchanchia	11,700	7,406	1.6	17,695	7,867	2.2	90	19	4.7	1,537	744	2.1	250	80	3.1
44	Bogura RWH	Gabtali	35,436	17,708	2.0	76,420	12,273	6.2	49	9	5.4	1,838	1,851	1.0	300	73	4.1
45	Bogura RWH	Ghoraghat	21,000	9,641	2.2	18,680	6,836	2.7	71	6	11.8	2,065	511	4.0	202	52	3.9
46	Bogura RWH	Hakimpur	19,920	7,556	2.6	11,290	4,520	2.5	28	4	7.0	1,061	245	4.3	200	36	5.6
47	Bogura RWH	Joypurhat Sadar	22,972	20,690	1.1	10,665	10,938	1.0	95	39	2.4	2,750	1,378	2.0	540	135	4.0
48	Bogura RWH	Kahaloo	36,672	19,563	1.9	8,160	11,842	0.7	0	15	0.0	2,463	938	2.6	150	115	1.3
49	Bogura RWH	Kalai	20,772	8,695	2.4	27,610	7,891	3.5	41	10	4.1	1,993	459	4.3	100	42	2.4
50	Bogura RWH	Khetlal	19,452	8,368	2.3	41,420	5,719	7.2	100	22	4.5	842	396	2.1	100	50	2.0

SL	Warehouse Name	Upazila Name	Condom			Shukhi			IUD			Injectables			Implant		
			CBL	AMD	MOS	CBL	AMD	MOS	CBL	AMD	MOS	CBL	AMD	MOS	CBL	AMD	MOS
51	Bogura RWH	Mahadebpur	5,300	17,429	0.3	24,870	16,261	1.5	30	4	7.5	3,812	875	4.4	150	60	2.5
52	Bogura RWH	Manda	58,494	25,523	2.3	14,810	27,254	0.5	176	58	3.0	6,398	1,971	3.2	300	59	5.1
53	Bogura RWH	Nandigram	10,200	10,162	1.0	4,320	11,370	0.4	30	3	10.0	680	344	2.0	300	36	8.3
54	Bogura RWH	Naogaon Sadar	44,160	24,995	1.8	27,220	14,199	1.9	162	23	7.0	3,631	1,224	3.0	300	69	4.3
55	Bogura RWH	Niamatpur	30,026	10,992	2.7	15,690	10,387	1.5	70	11	6.4	2,917	1,029	2.8	250	50	5.0
56	Bogura RWH	Panchbibi	41,660	13,121	3.2	21,430	7,917	2.7	64	19	3.4	1,879	601	3.1	400	73	5.5
57	Bogura RWH	Patnitala	28,044	12,708	2.2	20,125	11,489	1.8	24	15	1.6	2,890	843	3.4	300	47	6.4
58	Bogura RWH	Porsha	26,472	9,256	2.9	24,575	9,124	2.7	62	15	4.1	3,121	555	5.6	150	26	5.8
59	Bogura RWH	Raninagar	11,000	12,099	0.9	12,960	11,878	1.1	32	16	2.0	2,967	534	5.6	100	29	3.4
60	Bogura RWH	Sapahar	13,044	12,319	1.1	9,815	10,479	0.9	2	12	0.2	2,663	1,103	2.4	150	34	4.4
61	Bogura RWH	Sariakandi	37,764	15,732	2.4	28,615	9,044	3.2	47	23	2.0	2,992	1,157	2.6	300	110	2.7
62	Bogura RWH	Shajahanpur	43,176	39,332	1.1	16,700	11,401	1.5	33	17	1.9	3,123	1,011	3.1	300	72	4.2
63	Bogura RWH	Sherpur	22,700	30,099	0.8	4,460	15,450	0.3	61	10	6.1	3,125	1,614	1.9	0	57	0.0
64	Bogura RWH	Shibganj	31,200	11,549	2.7	14,870	13,281	1.1	70	12	5.8	5,550	2,006	2.8	300	75	4.0
65	Bogura RWH	Sonatola	29,424	10,292	2.9	28,445	10,783	2.6	165	35	4.7	2,967	867	3.4	150	78	1.9
66	Chattogram RWH	Anowara	46,500	9,364	5.0	36,845	9,713	3.8	160	11	14.5	4,940	665	7.4	400	47	8.5
67	Chattogram RWH	Banshkhali	59,712	12,381	4.8	25,570	8,667	3.0	317	17	18.6	5,112	1,563	3.3	650	105	6.2
68	Chattogram RWH	Boalkhali	50,577	10,030	5.0	21,380	8,150	2.6	396	31	12.8	6,052	572	10.6	650	41	15.9
69	Chattogram RWH	Chandanaish	33,600	7,580	4.4	12,740	7,730	1.6	205	24	8.5	4,042	900	4.5	700	54	13.0
70	Chattogram RWH	Dighinala	40,200	8,114	5.0	18,808	7,377	2.5	270	19	14.2	4,816	1,030	4.7	400	38	10.5
71	Chattogram RWH	Double Mooring	72,744	52,388	1.4	22,690	11,324	2.0	961	176	5.5	7,492	3,333	2.2	675	237	2.8
72	Chattogram RWH	Fatikchhari	43,500	14,639	3.0	27,765	12,817	2.2	188	13	14.5	6,164	1,946	3.2	600	193	3.1
73	Chattogram RWH	Guimara	29,388	1,239	23.7	9,550	2,703	3.5	168	9	18.7	2,945	173	17.0	250	19	13.2
74	Chattogram RWH	Hathazari	116,086	37,320	3.1	41,090	19,942	2.1	77	23	3.3	3,275	1,578	2.1	400	68	5.9
75	Chattogram RWH	Khagrachhari Sadar	34,248	3,193	10.7	32,245	5,016	6.4	316	53	6.0	3,984	470	8.5	575	30	19.2

SL	Warehouse Name	Upazila Name	Condom			Shukhi			IUD			Injectables			Implant		
			CBL	AMD	MOS	CBL	AMD	MOS	CBL	AMD	MOS	CBL	AMD	MOS	CBL	AMD	MOS
76	Chattogram RWH	Lakshmichhari	13,483	1,717	7.9	19,587	2,590	7.6	177	5	35.4	879	90	9.8	200	21	9.5
77	Chattogram RWH	Lohagara	42,048	4,492	9.4	25,515	6,010	4.2	201	22	9.1	5,822	959	6.1	400	42	9.5
78	Chattogram RWH	Mahalchhari	32,700	3,866	8.5	13,002	3,838	3.4	130	8	16.3	1,825	318	5.7	350	29	12.1
79	Chattogram RWH	Manikchhari	15,810	1,084	14.6	22,375	1,689	13.2	115	11	10.5	889	441	2.0	200	22	9.1
80	Chattogram RWH	Matiranga	42,000	8,542	4.9	12,600	5,858	2.2	163	20	8.2	3,675	753	4.9	450	49	9.2
81	Chattogram RWH	Mirsharai	22,934	14,907	1.5	22,198	11,294	2.0	374	45	8.3	5,597	2,031	2.8	650	59	11.0
82	Chattogram RWH	Panchhari	31,150	4,152	7.5	14,500	3,849	3.8	266	4	66.5	1,275	227	5.6	400	20	20.0
83	Chattogram RWH	Panchlaish	30,696	34,936	0.9	10,690	8,330	1.3	596	123	4.8	10,685	2,935	3.6	636	152	4.2
84	Chattogram RWH	Patiya	106,800	17,454	6.1	32,575	15,237	2.1	580	95	6.1	4,920	2,024	2.4	1,000	145	6.9
85	Chattogram RWH	Ramgarh	20,548	3,339	6.2	20,760	3,246	6.4	130	5	26.0	1,549	147	10.5	400	21	19.0
86	Chattogram RWH	Rangunia	49,308	13,429	3.7	28,080	9,480	3.0	220	31	7.1	7,308	1,547	4.7	700	98	7.1
87	Chattogram RWH	Raozan	27,310	14,207	1.9	4,515	9,147	0.5	337	63	5.3	4,929	1,200	4.1	600	151	4.0
88	Chattogram RWH	Sandwip	12,756	10,953	1.2	16,030	10,787	1.5	196	7	28.0	804	1,389	0.6	550	96	5.7
89	Chattogram RWH	Satkania	42,460	13,635	3.1	39,680	10,549	3.8	346	19	18.2	7,572	898	8.4	900	71	12.7
90	Chattogram RWH	Sitakunda	46,380	13,669	3.4	23,890	7,654	3.1	236	37	6.4	6,328	1,190	5.3	600	45	13.3
91	Cox's Bazar RWH	Chakaria	36,072	18,211	2.0	6,117	14,528	0.4	290	105	2.8	7,904	3,475	2.3	1,100	185	5.9
92	Cox's Bazar RWH	Cox's Bazar Sadar	81,336	18,359	4.4	115,264	12,231	9.4	189	66	2.9	7,553	3,410	2.2	450	97	4.6
93	Cox's Bazar RWH	Kutubdia	26,304	4,058	6.5	29,986	3,653	8.2	55	47	1.2	5,276	1,132	4.7	1,100	98	11.2
94	Cox's Bazar RWH	Maheshkhali	96,499	5,781	16.7	28,623	14,078	2.0	180	58	3.1	6,400	2,945	2.2	1,200	149	8.1
95	Cox's Bazar RWH	Pekua	71,400	7,146	10.0	81,670	6,831	12.0	95	43	2.2	6,779	2,894	2.3	200	89	2.2
96	Cox's Bazar RWH	Ramu	40,364	15,963	2.5	39,774	6,469	6.1	185	67	2.8	4,317	1,905	2.3	600	98	6.1
97	Cox's Bazar RWH	Teknaf	48,020	20,484	2.3	15,254	12,885	1.2	231	80	2.9	7,973	4,495	1.8	500	153	3.3
98	Cox's Bazar RWH	Ukhia	15,596	7,343	2.1	14,220	5,946	2.4	178	70	2.5	2,784	1,254	2.2	300	147	2.0
99	Cumilla RWH	Akhaura	12,300	6,505	1.9	3,115	5,212	0.6	63	14	4.5	2,960	785	3.8	200	30	6.7
100	Cumilla RWH	Ashuganj	30,412	10,963	2.8	19,580	7,057	2.8	289	21	13.8	5,876	955	6.2	400	50	8.0

SL	Warehouse Name	Upazila Name	Condom			Shukhi			IUD			Injectables			Implant		
			CBL	AMD	MOS	CBL	AMD	MOS	CBL	AMD	MOS	CBL	AMD	MOS	CBL	AMD	MOS
101	Cumilla RWH	Banchharampur	45,300	13,081	3.5	32,805	8,937	3.7	392	31	12.6	5,946	1,493	4.0	400	147	2.7
102	Cumilla RWH	Barura	45,360	10,047	4.5	13,035	8,642	1.5	208	37	5.6	4,023	2,967	1.4	250	42	6.0
103	Cumilla RWH	Bijoy Nagar	32,208	8,422	3.8	4,545	9,135	0.5	145	13	11.2	5,891	1,221	4.8	300	29	10.3
104	Cumilla RWH	Brahman Para	21,032	6,584	3.2	21,150	6,472	3.3	213	21	10.1	476	1,188	0.4	200	44	4.5
105	Cumilla RWH	Brahmanbaria Sadar	47,600	18,585	2.6	39,485	9,696	4.1	374	53	7.1	6,477	1,930	3.4	200	75	2.7
106	Cumilla RWH	Burichang	28,778	21,962	1.3	4,040	16,052	0.3	418	35	11.9	3,279	1,959	1.7	450	62	7.3
107	Cumilla RWH	Chandina	41,724	13,605	3.1	3,000	12,706	0.2	258	30	8.6	5,342	2,661	2.0	100	33	3.0
108	Cumilla RWH	Chandpur Sadar	21,800	14,806	1.5	4,795	12,364	0.4	394	90	4.4	6,153	2,676	2.3	200	108	1.9
109	Cumilla RWH	Chauddagam	43,940	14,517	3.0	5,630	9,356	0.6	241	20	12.1	5,392	3,181	1.7	400	35	11.4
110	Cumilla RWH	Cumilla Adarsha Sadar	32,466	42,682	0.8	56,620	14,796	3.8	432	48	9.0	4,168	2,676	1.6	580	123	4.7
111	Cumilla RWH	Cumilla Sadar Dakshin	49,560	11,784	4.2	13,090	11,762	1.1	212	19	11.2	3,458	2,077	1.7	300	39	7.7
112	Cumilla RWH	Daudkandi	59,628	11,403	5.2	23,120	9,608	2.4	195	65	3.0	4,227	1,881	2.2	150	35	4.3
113	Cumilla RWH	Debidwar	40,200	17,074	2.4	15,720	13,657	1.2	224	24	9.3	5,709	3,172	1.8	500	39	12.8
114	Cumilla RWH	Faridganj	13,500	18,460	0.7	4,530	17,062	0.3	410	63	6.5	3,730	2,800	1.3	300	186	1.6
115	Cumilla RWH	Haim Char	33,600	4,292	7.8	6,460	5,315	1.2	177	15	11.8	1,380	512	2.7	200	32	6.3
116	Cumilla RWH	Hajiganj	23,400	7,230	3.2	7,790	11,202	0.7	384	51	7.5	3,058	1,832	1.7	350	79	4.4
117	Cumilla RWH	Homna	38,484	18,288	2.1	23,050	9,540	2.4	296	28	10.6	4,895	1,150	4.3	300	36	8.3
118	Cumilla RWH	Kachua	38,248	15,072	2.5	6,995	9,843	0.7	276	38	7.3	4,975	3,307	1.5	200	73	2.7
119	Cumilla RWH	Kasba	48,976	20,004	2.4	14,830	10,757	1.4	216	33	6.5	4,832	1,355	3.6	400	185	2.2
120	Cumilla RWH	Laksam	33,000	10,000	3.3	14,590	8,397	1.7	161	24	6.7	3,754	1,502	2.5	400	42	9.5
121	Cumilla RWH	Lalmaj	15,960	4,223	3.8	6,023	4,162	1.4	168	7	24.0	1,954	838	2.3	250	21	11.9
122	Cumilla RWH	Manoharganj	56,500	10,917	5.2	23,730	7,277	3.3	156	7	22.3	3,496	1,275	2.7	250	28	8.9
123	Cumilla RWH	Matlab Dakshin	20,976	8,170	2.6	3,612	9,234	0.4	249	15	16.6	3,043	1,751	1.7	350	64	5.5
124	Cumilla RWH	Matlab Uttar	18,000	14,858	1.2	4,920	10,761	0.5	240	69	3.5	4,158	1,345	3.1	50	108	0.5
125	Cumilla RWH	Meghna	30,608	6,385	4.8	26,315	5,142	5.1	200	15	13.3	3,960	1,020	3.9	300	62	4.8

SL	Warehouse Name	Upazila Name	Condom			Shukhi			IUD			Injectables			Implant		
			CBL	AMD	MOS	CBL	AMD	MOS	CBL	AMD	MOS	CBL	AMD	MOS	CBL	AMD	MOS
126	Cumilla RWH	Muradnagar	63,780	25,829	2.5	18,140	14,523	1.2	150	24	6.3	3,209	3,235	1.0	700	157	4.5
127	Cumilla RWH	Nabinagar	72,678	17,271	4.2	30,790	10,064	3.1	150	26	5.8	3,873	1,791	2.2	550	102	5.4
128	Cumilla RWH	Nangalkot	37,700	16,303	2.3	14,360	8,880	1.6	193	10	19.3	8,239	2,130	3.9	250	78	3.2
129	Cumilla RWH	Nasirnagar	51,336	9,447	5.4	6,330	9,405	0.7	220	11	20.0	1,461	1,326	1.1	150	54	2.8
130	Cumilla RWH	Sarail	35,000	21,439	1.6	7,040	10,158	0.7	180	13	13.8	3,772	1,704	2.2	200	74	2.7
131	Cumilla RWH	Shahrasti	51,600	7,180	7.2	14,480	9,119	1.6	277	29	9.6	5,528	2,192	2.5	350	48	7.3
132	Cumilla RWH	Titas	39,648	16,814	2.4	13,905	7,117	2.0	233	28	8.3	3,939	2,002	2.0	250	19	13.2
133	Dhaka CWH	Araihazar	31,764	15,581	2.0	13,200	19,667	0.7	204	35	5.8	3,213	2,125	1.5	600	74	8.1
134	Dhaka CWH	Bandar	23,430	33,888	0.7	16,596	15,206	1.1	47	23	2.0	3,153	1,903	1.7	400	41	9.8
135	Dhaka CWH	Belabo	25,416	10,481	2.4	14,140	9,414	1.5	71	16	4.4	1,400	1,060	1.3	400	41	9.8
136	Dhaka CWH	Daulatpur	9,828	11,247	0.9	19,140	8,103	2.4	110	6	18.3	2,347	1,000	2.3	500	49	10.2
137	Dhaka CWH	Dhamrai	3,702	28,033	0.1	42,310	20,817	2.0	144	113	1.3	1,486	1,661	0.9	600	58	10.3
138	Dhaka CWH	Dohar	0	14,351	0.0	19,570	7,551	2.6	62	11	5.6	250	767	0.3	400	45	8.9
139	Dhaka CWH	Gazaria	21,698	9,247	2.3	4,475	7,312	0.6	103	25	4.1	1,194	621	1.9	51	46	1.1
140	Dhaka CWH	Gazipur Sadar	36,092	47,740	0.8	21,620	17,794	1.2	211	53	4.0	3,330	1,951	1.7	300	87	3.4
141	Dhaka CWH	Ghior	5,268	14,386	0.4	14,270	8,469	1.7	31	12	2.6	957	625	1.5	600	49	12.2
142	Dhaka CWH	Harirampur	14,484	19,913	0.7	53,806	6,423	8.4	55	4	13.8	375	437	0.9	593	45	13.2
143	Dhaka CWH	Kaliakair	31,681	25,928	1.2	18,989	15,389	1.2	167	50	3.3	2,273	949	2.4	800	54	14.8
144	Dhaka CWH	Kaliganj	32,168	31,849	1.0	15,800	14,262	1.1	68	24	2.8	3,723	1,900	2.0	400	57	7.0
145	Dhaka CWH	Kapasia	21,528	26,161	0.8	41,350	17,330	2.4	119	9	13.2	1,692	720	2.4	200	101	2.0
146	Dhaka CWH	Keraniganj	8,200	40,471	0.2	38,280	19,620	2.0	263	88	3.0	5,433	3,109	1.7	50	118	0.4
147	Dhaka CWH	Lohajang	16,800	12,864	1.3	18,435	7,193	2.6	34	7	4.9	1,276	533	2.4	600	45	13.3
148	Dhaka CWH	Manikganj Sadar	30,300	30,277	1.0	35,520	11,710	3.0	120	20	6.0	2,481	951	2.6	600	117	5.1
149	Dhaka CWH	Manohardi	18,800	14,224	1.3	25,705	9,362	2.7	139	30	4.6	3,311	1,470	2.3	876	34	25.8
150	Dhaka CWH	Mirpur	1,500	161,141	0.0	41,290	35,499	1.2	835	314	2.7	17,109	9,008	1.9	390	405	1.0

SL	Warehouse Name	Upazila Name	Condom			Shukhi			IUD			Injectables			Implant		
			CBL	AMD	MOS	CBL	AMD	MOS	CBL	AMD	MOS	CBL	AMD	MOS	CBL	AMD	MOS
151	Dhaka CWH	Munshiganj Sadar	37,908	28,008	1.4	42,250	15,283	2.8	75	14	5.4	3,142	1,452	2.2	300	45	6.7
152	Dhaka CWH	Narayanganj Sadar	26,058	76,261	0.3	4,585	43,595	0.1	143	26	5.5	13,889	6,507	2.1	600	114	5.3
153	Dhaka CWH	Narsingdi Sadar	92,060	40,449	2.3	63,830	39,166	1.6	373	103	3.6	9,788	6,600	1.5	1,200	83	14.5
154	Dhaka CWH	Nawabganj	1	17,347	0.0	24,250	11,214	2.2	115	22	5.2	824	768	1.1	300	48	6.3
155	Dhaka CWH	Palash	24,900	14,771	1.7	9,310	11,236	0.8	104	13	8.0	1,217	968	1.3	100	36	2.8
156	Dhaka CWH	Roypura	38,520	41,154	0.9	46,560	23,045	2.0	210	59	3.6	6,834	3,323	2.1	800	53	15.1
157	Dhaka CWH	Rupganj	79,084	37,355	2.1	2,455	29,434	0.1	80	28	2.9	5,947	2,549	2.3	600	66	9.1
158	Dhaka CWH	Saturia	29,000	17,609	1.6	15,320	9,110	1.7	100	30	3.3	1,391	594	2.3	600	51	11.8
159	Dhaka CWH	Savar	187,200	82,309	2.3	86,910	22,865	3.8	222	86	2.6	4,070	3,464	1.2	600	112	5.4
160	Dhaka CWH	Serajdikhan	34,364	18,248	1.9	42,320	13,748	3.1	125	20	6.3	1,802	821	2.2	600	41	14.6
161	Dhaka CWH	Shibalaya	19,200	12,649	1.5	14,830	8,202	1.8	79	10	7.9	1,150	859	1.3	200	35	5.7
162	Dhaka CWH	Shibpur	22,812	16,599	1.4	37,135	12,559	3.0	38	13	2.9	3,280	1,580	2.1	600	41	14.6
163	Dhaka CWH	Singair	51,020	24,784	2.1	51,360	13,241	3.9	78	16	4.9	1,202	799	1.5	300	58	5.2
164	Dhaka CWH	Sonargaon	30,317	25,724	1.2	12,268	19,990	0.6	89	23	3.9	6,052	2,622	2.3	800	53	15.1
165	Dhaka CWH	Sreenagar	11,136	15,773	0.7	38,920	11,138	3.5	114	16	7.1	1,409	699	2.0	900	43	20.9
166	Dhaka CWH	Sreepur	79,660	27,842	2.9	21,380	19,706	1.1	110	31	3.5	3,490	1,368	2.6	600	100	6.0
167	Dhaka CWH	Tejgaon	1,000	178,354	0.0	303,480	65,833	4.6	1,585	588	2.7	21,650	12,255	1.8	3,900	865	4.5
168	Dhaka CWH	Tongi	30,664	22,720	1.3	30,205	8,285	3.6	135	22	6.1	1,490	758	2.0	430	57	7.5
169	Dhaka CWH	Tongibari	8,322	12,466	0.7	29,040	8,497	3.4	115	6	19.2	972	449	2.2	600	22	27.3
170	Dinajpur RWH	Atwari	13,666	2,851	4.8	30,350	4,795	6.3	105	4	26.3	3,273	756	4.3	100	23	4.3
171	Dinajpur RWH	Baliadangi	14,800	3,172	4.7	28,120	5,760	4.9	105	4	26.3	3,849	1,552	2.5	200	31	6.5
172	Dinajpur RWH	Biral	24,026	8,374	2.9	37,360	10,844	3.4	149	7	21.3	4,312	1,019	4.2	210	61	3.4
173	Dinajpur RWH	Birampur	8,400	6,270	1.3	16,190	7,195	2.3	43	14	3.1	588	373	1.6	100	45	2.2
174	Dinajpur RWH	Birganj	21,000	10,425	2.0	28,320	15,343	1.8	98	9	10.9	3,657	1,777	2.1	50	118	0.4
175	Dinajpur RWH	Bochaganj	14,964	5,022	3.0	21,030	7,101	3.0	111	25	4.4	2,589	570	4.5	0	80	0.0

SL	Warehouse Name	Upazila Name	Condom			Shukhi			IUD			Injectables			Implant		
			CBL	AMD	MOS	CBL	AMD	MOS	CBL	AMD	MOS	CBL	AMD	MOS	CBL	AMD	MOS
176	Dinajpur RWH	Boda	16,500	8,355	2.0	10,320	13,946	0.7	96	6	16.0	4,516	2,178	2.1	200	88	2.3
177	Dinajpur RWH	Chirirbandar	20,229	8,719	2.3	28,215	13,526	2.1	33	11	3.0	2,822	1,264	2.2	350	108	3.2
178	Dinajpur RWH	Debiganj	32,300	6,465	5.0	47,860	11,326	4.2	220	11	20.0	11,175	2,595	4.3	50	45	1.1
179	Dinajpur RWH	Dinajpur Sadar	72,400	17,817	4.1	26,200	11,251	2.3	221	29	7.6	3,034	2,085	1.5	0	198	0.0
180	Dinajpur RWH	Fulbari	15,096	9,863	1.5	24,030	7,558	3.2	63	15	4.2	1,332	544	2.4	50	36	1.4
181	Dinajpur RWH	Haripur	11,900	4,437	2.7	25,400	6,117	4.2	100	11	9.1	3,756	691	5.4	50	15	3.3
182	Dinajpur RWH	Kaharole	11,300	3,454	3.3	25,440	9,066	2.8	49	12	4.1	1,954	623	3.1	100	61	1.6
183	Dinajpur RWH	Khansama	30,432	4,383	6.9	21,350	11,921	1.8	266	5	53.2	7,300	1,676	4.4	0	64	0.0
184	Dinajpur RWH	Nawabganj	21,500	9,441	2.3	43,280	8,867	4.9	93	4	23.3	2,109	1,155	1.8	200	48	4.2
185	Dinajpur RWH	Panchagarh Sadar	22,712	11,021	2.1	15,360	11,561	1.3	83	16	5.2	4,716	2,209	2.1	50	34	1.5
186	Dinajpur RWH	Parbatipur	42,060	17,612	2.4	46,720	13,235	3.5	139	20	7.0	5,756	1,670	3.4	50	86	0.6
187	Dinajpur RWH	Pirganj	25,200	9,145	2.8	34,080	10,869	3.1	200	26	7.7	5,110	944	5.4	0	84	0.0
188	Dinajpur RWH	Ranisankail	21,984	5,050	4.4	26,640	11,867	2.2	117	7	16.7	6,043	1,033	5.8	200	39	5.1
189	Dinajpur RWH	Tentulia	12,540	5,340	2.3	13,150	5,750	2.3	54	13	4.2	1,816	498	3.6	100	27	3.7
190	Dinajpur RWH	Thakurgaon Sadar	32,700	15,765	2.1	38,060	20,579	1.8	130	17	7.6	10,281	4,697	2.2	0	177	0.0
191	Faridpur RWH	Alfadanga	22,524	8,420	2.7	7,415	4,104	1.8	122	9	13.6	452	557	0.8	300	64	4.7
192	Faridpur RWH	Baliakandi	48,996	14,578	3.4	9,340	11,354	0.8	60	9	6.7	916	856	1.1	300	64	4.7
193	Faridpur RWH	Bhanga	61,425	26,438	2.3	27,977	15,376	1.8	225	56	4.0	1,916	985	1.9	400	162	2.5
194	Faridpur RWH	Bhedarganj	33,160	8,379	4.0	18,150	7,854	2.3	152	24	6.3	2,054	1,463	1.4	400	37	10.8
195	Faridpur RWH	Boalmari	28,633	13,858	2.1	16,490	11,418	1.4	99	12	8.3	1,238	1,043	1.2	400	104	3.8
196	Faridpur RWH	Char Bhadrasan	20,558	10,112	2.0	2,670	3,025	0.9	24	7	3.4	262	246	1.1	100	27	3.7
197	Faridpur RWH	Damudya	15,972	4,882	3.3	10,120	2,915	3.5	149	17	8.8	1,525	281	5.4	100	13	7.7
198	Faridpur RWH	Faridpur Sadar	38,640	40,377	1.0	12,590	19,775	0.6	114	27	4.2	3,822	2,714	1.4	256	173	1.5
199	Faridpur RWH	Goalanda	82,044	7,566	10.8	5,590	4,720	1.2	22	7	3.1	416	636	0.7	150	33	4.5
200	Faridpur RWH	Gopalganj Sadar	42,514	35,402	1.2	8,710	15,459	0.6	106	34	3.1	1,508	1,326	1.1	500	167	3.0

SL	Warehouse Name	Upazila Name	Condom			Shukhi			IUD			Injectables			Implant		
			CBL	AMD	MOS	CBL	AMD	MOS	CBL	AMD	MOS	CBL	AMD	MOS	CBL	AMD	MOS
201	Faridpur RWH	Gosairhat	150,780	8,357	18.0	13,745	6,823	2.0	144	29	5.0	2,234	798	2.8	300	32	9.4
202	Faridpur RWH	Kalkini	5,700	22,275	0.3	14,775	14,645	1.0	225	21	10.7	2,136	1,439	1.5	50	36	1.4
203	Faridpur RWH	Kalukhali	42,620	9,306	4.6	715	8,313	0.1	5	8	0.6	414	545	0.8	0	41	0.0
204	Faridpur RWH	Kashiani	31,224	17,484	1.8	8,510	9,582	0.9	10	4	2.5	1,053	843	1.2	200	64	3.1
205	Faridpur RWH	Kotalipara	38,700	11,868	3.3	56,390	12,010	4.7	63	8	7.9	126	846	0.1	150	64	2.3
206	Faridpur RWH	Madaripur Sadar	631	21,641	0.0	21,500	19,123	1.1	222	64	3.5	3,519	3,711	0.9	200	91	2.2
207	Faridpur RWH	Madhukhali	76,680	12,137	6.3	30,685	12,619	2.4	165	39	4.2	299	1,088	0.3	500	79	6.3
208	Faridpur RWH	Muksudpur	34,530	23,953	1.4	5,435	20,727	0.3	40	15	2.7	310	2,094	0.1	300	55	5.5
209	Faridpur RWH	Nagarkanda	26,219	15,747	1.7	12,705	9,717	1.3	196	25	7.8	1,288	557	2.3	250	53	4.7
210	Faridpur RWH	Naria	127,007	10,491	12.1	14,160	8,726	1.6	89	9	9.9	1,865	549	3.4	200	56	3.6
211	Faridpur RWH	Pangsha	29,400	16,395	1.8	24,200	12,873	1.9	61	21	2.9	1,773	1,198	1.5	300	63	4.8
212	Faridpur RWH	Rajbari Sadar	35,568	30,165	1.2	10,185	13,179	0.8	328	76	4.3	3,022	1,476	2.0	700	187	3.7
213	Faridpur RWH	Rajoir	11,712	11,306	1.0	8,845	10,632	0.8	45	2	22.5	1,266	964	1.3	0	54	0.0
214	Faridpur RWH	Sadarpur	25,648	18,303	1.4	9,080	6,294	1.4	22	5	4.4	200	662	0.3	100	37	2.7
215	Faridpur RWH	Saltha	26,652	11,476	2.3	6,720	9,423	0.7	111	26	4.3	967	541	1.8	200	54	3.7
216	Faridpur RWH	Shariatpur Sadar	30,652	10,264	3.0	8,015	7,969	1.0	199	50	4.0	993	696	1.4	0	93	0.0
217	Faridpur RWH	Shib Char	7,936	24,350	0.3	5,000	17,319	0.3	125	16	7.8	1,604	1,401	1.1	50	96	0.5
218	Faridpur RWH	Tungipara	36,184	11,541	3.1	21,415	6,424	3.3	44	4	11.0	79	507	0.2	400	31	12.9
219	Faridpur RWH	Zanjira	54,869	14,932	3.7	21,531	7,027	3.1	237	11	21.5	1,258	770	1.6	350	39	9.0
220	Jamalpur RWH	Bakshiganj	908	12,282	0.1	37,850	15,262	2.5	79	10	7.9	2,741	1,236	2.2	400	44	9.1
221	Jamalpur RWH	Char Rajibpur	18,360	9,982	1.8	22,400	2,710	8.3	60	3	20.0	1,767	737	2.4	140	42	3.3
222	Jamalpur RWH	Dewanganj	0	20,229	0.0	43,040	11,917	3.6	75	8	9.4	5,250	2,243	2.3	150	98	1.5
223	Jamalpur RWH	Islampur	42,872	33,236	1.3	65,940	19,261	3.4	32	19	1.7	3,366	1,803	1.9	150	72	2.1
224	Jamalpur RWH	Jamalpur Sadar	50,400	41,307	1.2	78,240	40,500	1.9	225	50	4.5	9,000	4,765	1.9	300	77	3.9
225	Jamalpur RWH	Jhenaigati	14,700	11,757	1.3	38,880	14,630	2.7	22	4	5.5	2,967	1,677	1.8	200	52	3.8



SL	Warehouse Name	Upazila Name	Condom			Shukhi			IUD			Injectables			Implant		
			CBL	AMD	MOS	CBL	AMD	MOS	CBL	AMD	MOS	CBL	AMD	MOS	CBL	AMD	MOS
226	Jamalpur RWH	Madarganj	6,100	12,308	0.5	33,120	12,180	2.7	100	15	6.7	1,750	649	2.7	200	71	2.8
227	Jamalpur RWH	Melandaha	24,900	19,120	1.3	39,360	18,662	2.1	80	19	4.2	3,200	1,444	2.2	200	60	3.3
228	Jamalpur RWH	Nakla	4,004	14,706	0.3	27,950	12,834	2.2	115	6	19.2	2,258	1,186	1.9	200	76	2.6
229	Jamalpur RWH	Nalitabari	27,199	15,597	1.7	31,885	17,160	1.9	93	11	8.5	2,859	1,383	2.1	200	52	3.8
230	Jamalpur RWH	Raumari	9,000	17,292	0.5	24,915	9,291	2.7	22	9	2.4	2,435	1,204	2.0	200	31	6.5
231	Jamalpur RWH	Sarishabari	23,400	33,607	0.7	47,040	17,521	2.7	145	20	7.3	3,740	1,650	2.3	200	66	3.0
232	Jamalpur RWH	Sherpur Sadar	32,000	29,137	1.1	50,990	27,605	1.8	129	22	5.9	8,970	4,020	2.2	200	94	2.1
233	Jamalpur RWH	Sreebardi	10,392	13,759	0.8	49,079	14,606	3.4	100	6	16.7	1,409	843	1.7	450	81	5.6
234	Jashore RWH	Abhaynagar	3,624	18,704	0.2	8,120	9,228	0.9	103	7	14.7	1,373	1,605	0.9	0	45	0.0
235	Jashore RWH	Bagher Para	9,060	13,256	0.7	24,050	9,356	2.6	77	15	5.1	1,969	1,172	1.7	100	44	2.3
236	Jashore RWH	Chaugachha	14,700	19,120	0.8	9,040	9,933	0.9	112	7	16.0	1,601	892	1.8	150	29	5.2
237	Jashore RWH	Harinakunda	744	10,784	0.1	4,070	9,314	0.4	86	12	7.2	1,211	736	1.6	100	55	1.8
238	Jashore RWH	Jashore Sadar	8,600	42,486	0.2	126,163	27,027	4.7	132	29	4.6	5,047	3,511	1.4	220	131	1.7
239	Jashore RWH	Jhenaidah Sadar	755	19,866	0.0	22,290	12,803	1.7	131	39	3.4	3,700	1,645	2.2	0	65	0.0
240	Jashore RWH	Jhikargachha	900	20,411	0.0	15,020	7,182	2.1	45	10	4.5	1,900	1,132	1.7	100	29	3.4
241	Jashore RWH	Kalia	3,444	17,324	0.2	21,240	11,002	1.9	150	14	10.7	1,802	910	2.0	300	72	4.2
242	Jashore RWH	Kaliganj	1,680	15,801	0.1	48,250	11,094	4.3	114	11	10.4	1,510	894	1.7	300	43	7.0
243	Jashore RWH	Keshabpur	2,000	14,233	0.1	23,895	10,713	2.2	197	16	12.3	3,072	2,015	1.5	200	57	3.5
244	Jashore RWH	Kotchandpur	16,800	7,478	2.2	9,055	5,402	1.7	25	6	4.2	1,205	602	2.0	450	29	15.5
245	Jashore RWH	Lohagara	600	16,395	0.0	44,440	15,009	3.0	120	21	5.7	3,195	2,094	1.5	550	35	15.7
246	Jashore RWH	Magura Sadar	14,472	25,454	0.6	32,225	22,202	1.5	197	72	2.7	5,047	2,552	2.0	50	137	0.4
247	Jashore RWH	Maheshpur	19,562	12,086	1.6	32,775	8,955	3.7	204	17	12.0	5,600	2,203	2.5	200	33	6.1
248	Jashore RWH	Manirampur	500	27,342	0.0	21,190	20,154	1.1	107	19	5.6	6,869	5,252	1.3	100	62	1.6
249	Jashore RWH	Mohammadpur	276	9,280	0.0	48,600	9,520	5.1	166	14	11.9	1,169	844	1.4	100	50	2.0
250	Jashore RWH	Narail Sadar	17	16,473	0.0	16,080	14,639	1.1	174	22	7.9	2,984	1,982	1.5	200	69	2.9

SL	Warehouse Name	Upazila Name	Condom			Shukhi			IUD			Injectables			Implant		
			CBL	AMD	MOS	CBL	AMD	MOS	CBL	AMD	MOS	CBL	AMD	MOS	CBL	AMD	MOS
251	Jashore RWH	Shailkupa	7,548	18,243	0.4	20,285	14,372	1.4	237	12	19.8	3,290	1,631	2.0	300	63	4.8
252	Jashore RWH	Shalikha	14,472	9,913	1.5	8,565	9,383	0.9	113	9	12.6	1,486	726	2.0	50	35	1.4
253	Jashore RWH	Sharsha	768	33,434	0.0	6,315	13,982	0.5	48	10	4.8	3,932	3,011	1.3	200	35	5.7
254	Jashore RWH	Sreepur	14,160	10,812	1.3	6,215	9,540	0.7	60	16	3.8	1,638	762	2.1	200	51	3.9
255	Khulna RWH	Assasuni	52	17,910	0.0	33,475	21,229	1.6	68	6	11.3	5,363	1,546	3.5	350	37	9.5
256	Khulna RWH	Bagerhat Sadar	10,356	19,723	0.5	47,850	14,340	3.3	138	18	7.7	7,716	1,294	6.0	100	60	1.7
257	Khulna RWH	Batiaghata	6,000	17,889	0.3	21,200	11,660	1.8	47	9	5.2	2,950	806	3.7	200	42	4.8
258	Khulna RWH	Chitalmari	300	16,921	0.0	172,140	9,703	17.7	76	6	12.7	4,118	1,266	3.3	200	41	4.9
259	Khulna RWH	Dacope	900	11,003	0.1	168,450	11,756	14.3	59	11	5.4	2,624	632	4.2	200	71	2.8
260	Khulna RWH	Daulatpur	32,400	27,942	1.2	46,799	15,312	3.1	120	18	6.7	13,900	2,422	5.7	400	41	9.8
261	Khulna RWH	Debhata	900	16,525	0.1	36,540	10,374	3.5	35	4	8.8	2,260	543	4.2	300	27	11.1
262	Khulna RWH	Dumuria	9,300	29,380	0.3	171,315	26,261	6.5	203	18	11.3	18,828	3,428	5.5	850	88	9.7
263	Khulna RWH	Fakirhat	1,400	10,690	0.1	86,990	7,233	12.0	69	4	17.3	2,988	479	6.2	300	28	10.7
264	Khulna RWH	Kachua	2,712	9,229	0.3	43,600	9,210	4.7	82	14	5.9	730	634	1.2	50	43	1.2
265	Khulna RWH	Kalaroa	420	30,799	0.0	177,860	9,683	18.4	84	6	14.0	5,002	1,205	4.2	300	30	10.0
266	Khulna RWH	Kaliganj	300	33,171	0.0	39,390	24,056	1.6	73	5	14.6	4,716	1,675	2.8	200	38	5.3
267	Khulna RWH	Khulna Sadar	2,340	61,108	0.0	160,510	16,506	9.7	247	64	3.9	13,489	3,167	4.3	404	37	10.9
268	Khulna RWH	Koyra	216	14,394	0.0	74,480	19,820	3.8	91	16	5.7	3,274	658	5.0	300	63	4.8
269	Khulna RWH	Mollahat	921	11,409	0.1	43,740	9,289	4.7	60	2	30.0	1,010	435	2.3	200	55	3.6
270	Khulna RWH	Mongla	15,000	12,235	1.2	23,700	9,535	2.5	95	6	15.8	825	625	1.3	200	28	7.1
271	Khulna RWH	Morrelganj	2,988	16,463	0.2	117,235	17,997	6.5	264	61	4.3	7,230	1,577	4.6	400	73	5.5
272	Khulna RWH	Paikgachha	4,200	15,120	0.3	90,345	20,323	4.4	70	17	4.1	3,405	990	3.4	450	48	9.4
273	Khulna RWH	Phultala	9,300	21,853	0.4	181,840	6,094	29.8	95	26	3.7	4,515	721	6.3	200	59	3.4
274	Khulna RWH	Rampal	200	17,309	0.0	39,075	12,426	3.1	50	9	5.6	2,810	475	5.9	0	38	0.0
275	Khulna RWH	Rupsa	2,400	13,413	0.2	20,335	9,872	2.1	68	15	4.5	1,712	463	3.7	200	44	4.5

SL	Warehouse Name	Upazila Name	Condom			Shukhi			IUD			Injectables			Implant		
			CBL	AMD	MOS	CBL	AMD	MOS	CBL	AMD	MOS	CBL	AMD	MOS	CBL	AMD	MOS
276	Khulna RWH	Sarankhola	4,500	8,313	0.5	27,540	6,340	4.3	70	3	23.3	2,780	932	3.0	400	54	7.4
277	Khulna RWH	Satkhira Sadar	1,522	54,367	0.0	67,468	21,483	3.1	115	9	12.8	10,804	3,238	3.3	390	45	8.7
278	Khulna RWH	Shyamnagar	0	23,017	0.0	0	26,125	0.0	57	10	5.7	4,506	1,136	4.0	200	80	2.5
279	Khulna RWH	Tala	300	24,554	0.0	51,495	21,755	2.4	126	41	3.1	6,255	2,585	2.4	350	46	7.6
280	Khulna RWH	Terokhada	1,200	13,080	0.1	79,085	7,219	11.0	40	9	4.4	2,688	403	6.7	200	33	6.1
281	Kushtia RWH	Alamdanga	108	20,256	0.0	25,725	16,114	1.6	73	14	5.2	4,899	1,996	2.5	0	69	0.0
282	Kushtia RWH	Bheramara	2,328	15,033	0.2	7,455	7,930	0.9	40	6	6.7	2,483	1,023	2.4	10	52	0.2
283	Kushtia RWH	Chuadanga Sadar	1,500	31,871	0.0	13,905	12,541	1.1	101	18	5.6	6,953	3,195	2.2	100	51	2.0
284	Kushtia RWH	Damurhuda	116	22,273	0.0	17,180	12,273	1.4	85	14	6.1	7,286	3,152	2.3	50	61	0.8
285	Kushtia RWH	Daulatpur	2,700	37,799	0.1	11,820	18,839	0.6	204	3	68.0	7,973	3,670	2.2	0	34	0.0
286	Kushtia RWH	Gangni	2,880	25,383	0.1	11,820	10,812	1.1	93	14	6.6	9,495	3,895	2.4	400	31	12.9
287	Kushtia RWH	Jiban Nagar	9,900	4,987	2.0	22,930	5,740	4.0	152	20	7.6	2,763	1,210	2.3	100	37	2.7
288	Kushtia RWH	Khoksa	1,800	16,096	0.1	5,220	8,382	0.6	40	2	20.0	657	393	1.7	50	22	2.3
289	Kushtia RWH	Kumarkhali	5,200	26,044	0.2	16,245	12,830	1.3	68	6	11.3	3,236	1,509	2.1	200	38	5.3
290	Kushtia RWH	Kushtia Sadar	800	45,984	0.0	10,440	26,889	0.4	187	42	4.5	6,727	3,512	1.9	240	120	2.0
291	Kushtia RWH	Meherpur Sadar	5,092	26,480	0.2	25,275	7,886	3.2	115	14	8.2	5,038	2,241	2.2	150	24	6.3
292	Kushtia RWH	Mirpur	6,300	25,543	0.2	18,185	14,126	1.3	43	3	14.3	4,018	1,898	2.1	150	34	4.4
293	Kushtia RWH	Mujib Nagar	8,908	8,523	1.0	6,135	2,388	2.6	37	3	12.3	2,377	938	2.5	50	13	3.8
294	Mymensingh RWH	Atpara	17,844	5,820	3.1	8,590	10,193	0.8	110	5	22.0	1,838	659	2.8	150	50	3.0
295	Mymensingh RWH	Austagram	33,300	7,968	4.2	21,080	6,532	3.2	215	21	10.2	2,145	777	2.8	250	21	11.9
296	Mymensingh RWH	Bajitpur	36,124	12,280	2.9	36,090	12,224	3.0	125	12	10.4	2,127	710	3.0	200	42	4.8
297	Mymensingh RWH	Barhatta	11,232	11,108	1.0	9,040	15,366	0.6	124	8	15.5	3,038	1,425	2.1	200	62	3.2
298	Mymensingh RWH	Bhairab	48,482	20,021	2.4	26,180	12,475	2.1	98	23	4.3	3,063	1,352	2.3	300	69	4.3
299	Mymensingh RWH	Bhaluka	19,100	36,837	0.5	19,680	30,562	0.6	331	62	5.3	3,894	1,535	2.5	200	78	2.6
300	Mymensingh RWH	Dharampasha	33,988	17,184	2.0	63,150	14,708	4.3	150	12	12.5	3,964	1,416	2.8	500	163	3.1

SL	Warehouse Name	Upazila Name	Condom			Shukhi			IUD			Injectables			Implant		
			CBL	AMD	MOS	CBL	AMD	MOS	CBL	AMD	MOS	CBL	AMD	MOS	CBL	AMD	MOS
301	Mymensingh RWH	Dhobaura	23,900	11,895	2.0	24,680	13,106	1.9	121	6	20.2	3,550	1,206	2.9	150	21	7.1
302	Mymensingh RWH	Durgapur	23,500	20,872	1.1	36,000	15,563	2.3	78	4	19.5	5,326	2,358	2.3	300	47	6.4
303	Mymensingh RWH	Fulbaria	28,200	22,810	1.2	39,385	34,258	1.1	153	36	4.3	3,662	1,575	2.3	300	52	5.8
304	Mymensingh RWH	Gaffargaon	53,112	29,799	1.8	4,615	27,124	0.2	287	40	7.2	4,185	2,070	2.0	250	87	2.9
305	Mymensingh RWH	Gauripur	62,472	11,943	5.2	82,150	21,865	3.8	121	17	7.1	3,462	1,789	1.9	200	44	4.5
306	Mymensingh RWH	Haluaghat	49,320	12,533	3.9	28,792	19,669	1.5	127	14	9.1	3,125	1,496	2.1	50	45	1.1
307	Mymensingh RWH	Hossainpur	11,890	6,937	1.7	10,520	8,669	1.2	69	19	3.6	2,061	740	2.8	100	47	2.1
308	Mymensingh RWH	Ishwarganj	25,176	18,377	1.4	60,510	43,297	1.4	73	6	12.2	5,276	1,978	2.7	300	54	5.6
309	Mymensingh RWH	Itna	18,488	4,853	3.8	14,510	8,022	1.8	100	24	4.2	286	181	1.6	150	37	4.1
310	Mymensingh RWH	Kalmakanda	23,940	23,613	1.0	29,895	21,200	1.4	85	8	10.6	3,126	1,217	2.6	0	67	0.0
311	Mymensingh RWH	Karimganj	26,904	13,112	2.1	61,545	16,693	3.7	76	15	5.1	2,577	924	2.8	100	99	1.0
312	Mymensingh RWH	Katiadi	37,500	16,297	2.3	24,890	13,056	1.9	94	25	3.8	2,861	1,230	2.3	200	48	4.2
313	Mymensingh RWH	Kendua	33,080	18,109	1.8	53,475	24,156	2.2	114	10	11.4	3,311	1,307	2.5	426	74	5.8
314	Mymensingh RWH	Khaliajuri	16,106	7,382	2.2	8,360	6,069	1.4	140	4	35.0	1,578	454	3.5	300	29	10.3
315	Mymensingh RWH	Kishoreganj Sadar	28,620	26,849	1.1	59,530	24,538	2.4	257	74	3.5	5,421	2,279	2.4	250	72	3.5
316	Mymensingh RWH	Kuliar Char	30,300	8,785	3.4	29,305	8,658	3.4	100	5	20.0	1,538	767	2.0	300	47	6.4
317	Mymensingh RWH	Madan	16,240	11,979	1.4	26,850	12,261	2.2	95	5	19.0	2,234	710	3.1	50	73	0.7
318	Mymensingh RWH	Mithamain	27,876	9,123	3.1	24,555	7,926	3.1	108	9	12.0	478	249	1.9	250	30	8.3
319	Mymensingh RWH	Mohanganj	11,928	7,285	1.6	31,110	11,679	2.7	26	15	1.7	2,598	902	2.9	200	68	2.9
320	Mymensingh RWH	Muktagachha	42,612	24,441	1.7	60,720	31,967	1.9	214	22	9.7	4,355	2,214	2.0	300	58	5.2
321	Mymensingh RWH	Mymensingh Sadar	45,480	49,191	0.9	49,100	41,478	1.2	211	91	2.3	9,186	3,437	2.7	192	207	0.9
322	Mymensingh RWH	Nandail	33,000	13,686	2.4	69,270	40,547	1.7	75	21	3.6	4,743	2,260	2.1	300	48	6.3
323	Mymensingh RWH	Netrakona Sadar	36,644	25,430	1.4	42,090	25,512	1.6	107	8	13.4	6,167	2,659	2.3	400	135	3.0
324	Mymensingh RWH	Nikli	13,548	5,835	2.3	12,150	6,441	1.9	89	18	4.9	1,683	558	3.0	150	66	2.3
325	Mymensingh RWH	Pakundia	22,326	12,098	1.8	24,370	11,052	2.2	120	25	4.8	1,683	759	2.2	400	79	5.1

SL	Warehouse Name	Upazila Name	Condom			Shukhi			IUD			Injectables			Implant		
			CBL	AMD	MOS	CBL	AMD	MOS	CBL	AMD	MOS	CBL	AMD	MOS	CBL	AMD	MOS
326	Mymensingh RWH	Phulpur	27,000	28,169	1.0	13,510	48,329	0.3	75	31	2.4	7,603	3,151	2.4	500	152	3.3
327	Mymensingh RWH	Purbadhala	24,000	13,690	1.8	43,695	22,210	2.0	150	11	13.6	4,050	2,082	1.9	200	72	2.8
328	Mymensingh RWH	Tarail	24,716	11,407	2.2	32,790	11,549	2.8	50	19	2.6	1,664	665	2.5	250	44	5.7
329	Mymensingh RWH	Trishal	9,504	29,097	0.3	22,600	40,046	0.6	248	39	6.4	4,279	1,705	2.5	200	75	2.7
330	Noakhali RWH	Begumganj	8,100	23,353	0.3	3,095	12,858	0.2	202	116	1.7	1,302	2,079	0.6	10	130	0.1
331	Noakhali RWH	Chatkhil	13,960	6,208	2.2	10,845	5,172	2.1	187	30	6.2	72	977	0.1	201	48	4.2
332	Noakhali RWH	Chhagalnaiya	25,500	9,265	2.8	4,310	5,265	0.8	280	21	13.3	2	568	0.0	300	42	7.1
333	Noakhali RWH	Companiganj	7,128	7,823	0.9	2,905	5,089	0.6	180	12	15.0	1,198	1,018	1.2	100	64	1.6
334	Noakhali RWH	Daganbhuiyan	27,328	12,905	2.1	8,105	5,592	1.4	213	30	7.1	882	917	1.0	300	62	4.8
335	Noakhali RWH	Feni Sadar	71,200	32,280	2.2	15,535	13,463	1.2	427	182	2.3	1,930	3,206	0.6	750	115	6.5
336	Noakhali RWH	Fulgazi	18,420	4,580	4.0	10,680	2,476	4.3	295	22	13.4	865	387	2.2	500	27	18.5
337	Noakhali RWH	Hatiya	1,636	21,975	0.1	14,069	19,605	0.7	629	95	6.6	2,178	3,292	0.7	400	144	2.8
338	Noakhali RWH	Kabirhat	11,456	9,532	1.2	10,467	5,843	1.8	130	18	7.2	1,610	1,328	1.2	10	75	0.1
339	Noakhali RWH	Kamalnagar	30,888	6,730	4.6	15,180	5,889	2.6	241	46	5.2	5,763	3,076	1.9	5	84	0.1
340	Noakhali RWH	Lakshmpur Sadar	10,524	18,735	0.6	7,435	12,511	0.6	175	49	3.6	1,600	5,540	0.3	400	74	5.4
341	Noakhali RWH	Noakhali Sadar	27,624	27,672	1.0	11,425	9,399	1.2	392	108	3.6	1,450	2,792	0.5	400	131	3.1
342	Noakhali RWH	Parshuram	14,637	3,410	4.3	6,080	2,674	2.3	192	18	10.7	1,079	340	3.2	500	39	12.8
343	Noakhali RWH	Ramganj	6,324	14,813	0.4	9,915	6,543	1.5	140	12	11.7	1,091	2,008	0.5	200	31	6.5
344	Noakhali RWH	Ramgati	36,343	5,068	7.2	10,815	5,784	1.9	193	23	8.4	5,643	2,908	1.9	0	110	0.0
345	Noakhali RWH	Roypur	21,812	3,584	6.1	20,400	6,116	3.3	207	49	4.2	3,948	1,190	3.3	100	61	1.6
346	Noakhali RWH	Senbagh	25,300	10,313	2.5	21,815	6,721	3.2	237	19	12.5	1,241	1,437	0.9	50	59	0.8
347	Noakhali RWH	Sonagazi	29,290	13,404	2.2	11,900	7,631	1.6	158	36	4.4	917	1,722	0.5	400	56	7.1
348	Noakhali RWH	Sonaimuri	34,100	12,505	2.7	8,560	6,042	1.4	134	30	4.5	4,475	1,706	2.6	170	66	2.6
349	Noakhali RWH	Subarnachar	23,600	12,328	1.9	4,840	7,728	0.6	240	25	9.6	580	1,447	0.4	300	110	2.7
350	Pabna RWH	Atgharia	17,448	11,876	1.5	53,465	8,100	6.6	44	14	3.1	2,059	399	5.2	100	36	2.8

SL	Warehouse Name	Upazila Name	Condom			Shukhi			IUD			Injectables			Implant		
			CBL	AMD	MOS	CBL	AMD	MOS	CBL	AMD	MOS	CBL	AMD	MOS	CBL	AMD	MOS
351	Pabna RWH	Belkuchi	7,496	40,821	0.2	3,590	17,218	0.2	85	8	10.6	4,746	1,780	2.7	250	24	10.4
352	Pabna RWH	Bera	28,200	11,187	2.5	19,680	13,169	1.5	248	64	3.9	5,991	1,357	4.4	50	31	1.6
353	Pabna RWH	Bhangura	47,544	8,884	5.4	11,520	5,479	2.1	49	8	6.1	894	181	4.9	60	26	2.3
354	Pabna RWH	Chatmohar	24,456	33,775	0.7	4,320	23,950	0.2	341	24	14.2	5,171	1,836	2.8	200	46	4.3
355	Pabna RWH	Faridpur	29,148	9,827	3.0	14,960	6,589	2.3	183	14	13.1	3,487	1,120	3.1	100	40	2.5
356	Pabna RWH	Ishwardi	324	29,350	0.0	54,990	16,898	3.3	148	23	6.4	3,734	1,308	2.9	100	79	1.3
357	Pabna RWH	Kamarkhanda	40,546	15,749	2.6	21,660	8,319	2.6	28	15	1.9	3,119	962	3.2	100	23	4.3
358	Pabna RWH	Kazipur	58,100	34,967	1.7	18,565	12,933	1.4	205	105	2.0	8,235	2,654	3.1	200	85	2.4
359	Pabna RWH	Pabna Sadar	14,000	59,295	0.2	6,600	29,960	0.2	123	96	1.3	17,400	7,150	2.4	250	96	2.6
360	Pabna RWH	Royganj	22,300	24,618	0.9	12,240	20,507	0.6	178	31	5.7	3,189	1,639	1.9	150	30	5.0
361	Pabna RWH	Santhia	22,500	20,672	1.1	16,335	17,902	0.9	99	22	4.5	10,100	3,361	3.0	50	65	0.8
362	Pabna RWH	Shahjadpur	22,676	34,613	0.7	20,375	18,197	1.1	233	81	2.9	9,421	4,063	2.3	500	162	3.1
363	Pabna RWH	Sirajganj Sadar	23,400	54,552	0.4	7,125	23,293	0.3	200	45	4.4	14,856	5,109	2.9	350	38	9.2
364	Pabna RWH	Sujanagar	23,700	14,581	1.6	41,285	10,025	4.1	44	21	2.1	5,161	1,605	3.2	150	65	2.3
365	Pabna RWH	Tarash	29,700	19,243	1.5	1,350	15,694	0.1	93	61	1.5	2,998	1,330	2.3	100	33	3.0
366	Pabna RWH	Ullah Para	30,000	46,094	0.7	14,670	31,453	0.5	395	103	3.8	11,007	3,690	3.0	300	22	13.6
367	Patuakhali RWH	Amtali	16,568	15,291	1.1	9,120	20,214	0.5	150	18	8.3	6,752	2,389	2.8	100	152	0.7
368	Patuakhali RWH	Bamna	9,240	4,559	2.0	11,370	4,411	2.6	85	13	6.5	895	278	3.2	100	67	1.5
369	Patuakhali RWH	Barguna Sadar	16,600	9,791	1.7	11,945	13,573	0.9	170	59	2.9	11,000	3,707	3.0	350	134	2.6
370	Patuakhali RWH	Bauphal	8,384	12,564	0.7	17,720	17,948	1.0	109	20	5.5	5,446	2,203	2.5	100	57	1.8
371	Patuakhali RWH	Betagi	10,000	6,762	1.5	15,130	5,324	2.8	75	20	3.8	2,145	761	2.8	400	50	8.0
372	Patuakhali RWH	Dashmina	7,200	6,711	1.1	10,030	7,764	1.3	41	9	4.6	1,902	1,437	1.3	200	75	2.7
373	Patuakhali RWH	Dumki	7,500	5,859	1.3	5,970	3,531	1.7	65	5	13.0	1,420	423	3.4	100	15	6.7
374	Patuakhali RWH	Galachipa	9,452	17,505	0.5	22,360	24,491	0.9	132	33	4.0	9,335	4,627	2.0	350	117	3.0
375	Patuakhali RWH	Kalapara	19,952	16,364	1.2	15,070	16,843	0.9	97	10	9.7	8,396	2,896	2.9	50	42	1.2

SL	Warehouse Name	Upazila Name	Condom			Shukhi			IUD			Injectables			Implant		
			CBL	AMD	MOS	CBL	AMD	MOS	CBL	AMD	MOS	CBL	AMD	MOS	CBL	AMD	MOS
376	Patuakhali RWH	Mirzaganj	12,212	7,148	1.7	8,560	7,150	1.2	33	7	4.7	1,496	595	2.5	100	23	4.3
377	Patuakhali RWH	Patharghata	9,882	8,801	1.1	10,360	11,112	0.9	146	35	4.2	4,617	1,587	2.9	200	95	2.1
378	Patuakhali RWH	Patuakhali Sadar	23,862	21,299	1.1	8,750	17,708	0.5	269	70	3.8	7,140	3,663	1.9	305	121	2.5
379	Rajshahi RWH	Bagatipara	1,668	21,555	0.1	31,500	7,474	4.2	44	5	8.8	887	353	2.5	250	51	4.9
380	Rajshahi RWH	Bagha	4,200	28,961	0.1	59,520	9,898	6.0	33	3	11.0	3,215	1,599	2.0	100	43	2.3
381	Rajshahi RWH	Baghmara	5,500	32,208	0.2	34,660	25,374	1.4	102	21	4.9	178	1,679	0.1	300	35	8.6
382	Rajshahi RWH	Baraigram	3,000	20,889	0.1	47,120	13,862	3.4	39	24	1.6	1,580	1,572	1.0	40	58	0.7
383	Rajshahi RWH	Bholahat	3,072	7,449	0.4	16,185	4,579	3.5	20	2	10.0	10	467	0.0	100	31	3.2
384	Rajshahi RWH	Boalia	28,800	43,081	0.7	23,960	5,288	4.5	180	30	6.0	2,650	2,025	1.3	355	121	2.9
385	Rajshahi RWH	Chapai Nababganj Sadar	50,400	46,686	1.1	40,745	13,093	3.1	92	38	2.4	6,320	2,666	2.4	152	38	4.0
386	Rajshahi RWH	Charghat	6,300	24,677	0.3	44,115	10,492	4.2	44	7	6.3	3,628	941	3.9	50	59	0.8
387	Rajshahi RWH	Durgapur	7,020	23,691	0.3	68,545	10,441	6.6	35	3	11.7	1,270	532	2.4	100	39	2.6
388	Rajshahi RWH	Godagari	48,900	24,818	2.0	23,440	12,717	1.8	50	6	8.3	1,925	2,069	0.9	50	49	1.0
389	Rajshahi RWH	Gomastapur	3,300	26,138	0.1	22,770	13,882	1.6	131	15	8.7	1,059	776	1.4	200	17	11.8
390	Rajshahi RWH	Gurudaspur	11,628	25,623	0.5	14,445	13,504	1.1	39	4	9.8	1,080	744	1.5	100	64	1.6
391	Rajshahi RWH	Lalpur	1,921	30,054	0.1	119,040	21,829	5.5	47	17	2.8	3,788	1,839	2.1	15	77	0.2
392	Rajshahi RWH	Mohanpur	23,728	15,242	1.6	41,620	8,472	4.9	68	3	22.7	2,549	1,176	2.2	150	26	5.8
393	Rajshahi RWH	Nachole	6,000	12,086	0.5	17,340	5,068	3.4	19	2	9.5	900	567	1.6	50	23	2.2
394	Rajshahi RWH	Natore Sadar	25,428	39,262	0.6	59,030	18,036	3.3	52	27	1.9	2,139	1,103	1.9	320	112	2.9
395	Rajshahi RWH	Paba	19,100	43,182	0.4	25,530	9,476	2.7	12	4	3.0	2,395	2,475	1.0	100	39	2.6
396	Rajshahi RWH	Puthia	1,801	22,883	0.1	17,036	11,721	1.5	47	8	5.9	2,448	1,082	2.3	100	33	3.0
397	Rajshahi RWH	Shibganj	300	45,685	0.0	46,560	23,257	2.0	30	9	3.3	3,900	1,826	2.1	100	53	1.9
398	Rajshahi RWH	Singra	27,982	29,110	1.0	45,973	25,481	1.8	196	16	12.3	5,901	1,197	4.9	100	130	0.8
399	Rajshahi RWH	Tanore	2,700	22,904	0.1	68,160	14,061	4.8	45	3	15.0	2,286	1,085	2.1	300	56	5.4
400	Rangamati RWH	Baghaichhari	48,204	11,350	4.2	22,710	6,929	3.3	52	8	6.5	1,669	460	3.6	268	45	6.0

SL	Warehouse Name	Upazila Name	Condom			Shukhi			IUD			Injectables			Implant		
			CBL	AMD	MOS	CBL	AMD	MOS	CBL	AMD	MOS	CBL	AMD	MOS	CBL	AMD	MOS
401	Rangamati RWH	Barkal	34,600	4,083	8.5	28,070	3,417	8.2	49	5	9.8	1,236	403	3.1	100	13	7.7
402	Rangamati RWH	Belai Chhari	8,365	1,846	4.5	10,463	2,088	5.0	8	3	2.7	766	158	4.8	50	33	1.5
403	Rangamati RWH	Jurai Chhari	11,160	1,768	6.3	9,985	1,997	5.0	12	4	3.0	487	149	3.3	150	18	8.3
404	Rangamati RWH	Kaptai	10,500	5,020	2.1	3,990	2,079	1.9	49	3	16.3	974	355	2.7	100	16	6.3
405	Rangamati RWH	Kawkhali (betbunia)	7,628	2,630	2.9	8,321	2,373	3.5	38	9	4.2	68	453	0.2	62	27	2.3
406	Rangamati RWH	Langadu	28,410	6,685	4.2	15,600	4,402	3.5	43	10	4.3	911	365	2.5	300	28	10.7
407	Rangamati RWH	Naniarchar	28,056	4,151	6.8	18,265	4,106	4.4	25	2	12.5	1,274	312	4.1	110	15	7.3
408	Rangamati RWH	Rajasthali	8,036	1,386	5.8	3,545	1,422	2.5	59	4	14.8	0	92	0.0	50	12	4.2
409	Rangamati RWH	Rangamati Sadar	28,048	8,381	3.3	18,246	6,364	2.9	300	50	6.0	2,054	625	3.3	190	47	4.0
410	Rangpur RWH	Aditmari	98,304	11,993	8.2	100,280	15,309	6.6	186	74	2.5	5,889	3,033	1.9	50	76	0.7
411	Rangpur RWH	Badarganj	27,534	10,151	2.7	70,720	18,590	3.8	125	32	3.9	4,725	2,044	2.3	650	56	11.6
412	Rangpur RWH	Bhurungamari	33,045	16,773	2.0	210,185	17,899	11.7	95	20	4.8	7,661	3,673	2.1	350	51	6.9
413	Rangpur RWH	Chilmari	28,232	11,837	2.4	128,780	7,949	16.2	72	20	3.6	2,713	1,023	2.7	250	53	4.7
414	Rangpur RWH	Dimla	123,120	8,315	14.8	112,380	19,923	5.6	172	58	3.0	4,482	1,973	2.3	300	44	6.8
415	Rangpur RWH	Domar	46,140	8,184	5.6	85,440	13,646	6.3	44	15	2.9	4,291	2,041	2.1	10	51	0.2
416	Rangpur RWH	Fulchhari	12,748	9,690	1.3	18,695	8,467	2.2	78	10	7.8	4,408	1,968	2.2	400	55	7.3
417	Rangpur RWH	Gaibandha Sadar	36,386	26,608	1.4	30,895	28,485	1.1	48	23	2.1	7,735	3,987	1.9	580	315	1.8
418	Rangpur RWH	Gangachara	27,391	12,767	2.1	15,390	20,501	0.8	95	41	2.3	9,485	4,716	2.0	400	73	5.5
419	Rangpur RWH	Gobindaganj	63,475	21,876	2.9	68,182	30,038	2.3	27	8	3.4	4,671	1,972	2.4	100	55	1.8
420	Rangpur RWH	Hatibandha	102,136	8,201	12.5	52,310	9,327	5.6	117	42	2.8	4,292	2,108	2.0	200	68	2.9
421	Rangpur RWH	Jaldhaka	67,836	16,875	4.0	42,720	24,182	1.8	83	26	3.2	7,855	3,824	2.1	200	49	4.1
422	Rangpur RWH	Kaliganj	86,780	6,305	13.8	55,680	9,166	6.1	142	64	2.2	3,733	1,548	2.4	0	53	0.0
423	Rangpur RWH	Kaunia	24,700	10,405	2.4	43,080	9,929	4.3	55	18	3.1	5,102	2,290	2.2	300	61	4.9
424	Rangpur RWH	Kishoreganj	71,200	5,212	13.7	182,400	15,198	12.0	85	30	2.8	3,231	1,498	2.2	300	51	5.9
425	Rangpur RWH	Kurigram Sadar	25,844	13,314	1.9	23,470	11,656	2.0	125	45	2.8	4,596	2,470	1.9	130	53	2.5



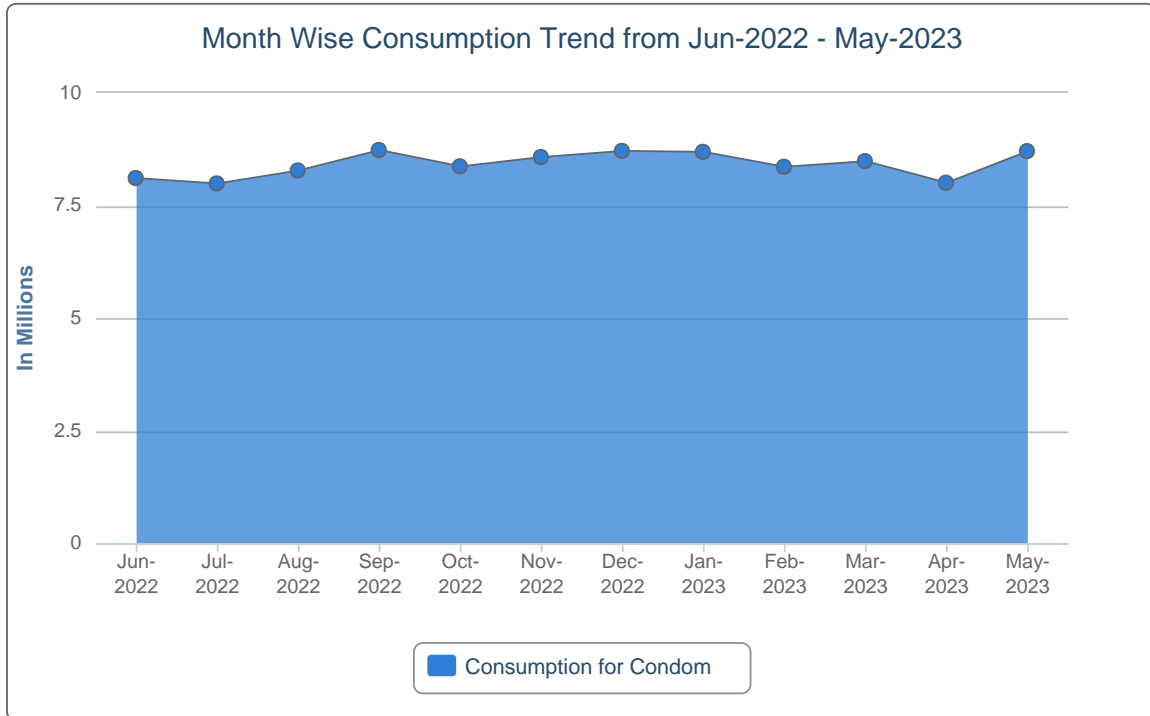
SL	Warehouse Name	Upazila Name	Condom			Shukhi			IUD			Injectables			Implant		
			CBL	AMD	MOS	CBL	AMD	MOS	CBL	AMD	MOS	CBL	AMD	MOS	CBL	AMD	MOS
426	Rangpur RWH	Lalmonirhat Sadar	21,360	9,561	2.2	66,500	14,562	4.6	59	22	2.7	6,070	2,965	2.0	0	73	0.0
427	Rangpur RWH	Mitha Pukur	34,224	16,011	2.1	59,804	22,719	2.6	28	5	5.6	5,599	2,308	2.4	100	92	1.1
428	Rangpur RWH	Nageshwari	32,700	14,822	2.2	129,840	26,198	5.0	78	35	2.2	8,771	4,280	2.0	100	99	1.0
429	Rangpur RWH	Nilphamari Sadar	27,060	13,478	2.0	83,560	28,764	2.9	155	72	2.2	6,648	3,425	1.9	300	75	4.0
430	Rangpur RWH	Palashbari	20,035	9,473	2.1	18,052	14,918	1.2	44	6	7.3	4,104	1,910	2.1	50	38	1.3
431	Rangpur RWH	Patgram	120,360	5,813	20.7	87,180	9,799	8.9	126	19	6.6	4,558	2,076	2.2	200	30	6.7
432	Rangpur RWH	Phulbari	12,700	6,794	1.9	76,320	11,251	6.8	216	78	2.8	5,790	2,674	2.2	100	46	2.2
433	Rangpur RWH	Pirgachha	21,800	12,497	1.7	72,130	13,292	5.4	191	55	3.5	4,175	2,153	1.9	300	87	3.4
434	Rangpur RWH	Pirganj	46,348	21,701	2.1	72,160	27,061	2.7	120	47	2.6	4,500	2,105	2.1	300	109	2.8
435	Rangpur RWH	Rajarhat	13,596	6,781	2.0	27,890	12,971	2.2	157	19	8.3	4,221	2,021	2.1	0	34	0.0
436	Rangpur RWH	Rangpur Sadar	52,100	29,023	1.8	50,780	19,807	2.6	161	39	4.1	5,719	2,703	2.1	150	202	0.7
437	Rangpur RWH	Sadullapur	22,068	19,275	1.1	28,060	21,072	1.3	61	8	7.6	5,399	3,493	1.5	50	64	0.8
438	Rangpur RWH	Saghata	17,328	14,432	1.2	19,140	21,731	0.9	73	14	5.2	3,710	1,636	2.3	50	51	1.0
439	Rangpur RWH	Saidpur	23,137	10,615	2.2	23,952	8,194	2.9	44	6	7.3	3,276	1,203	2.7	100	30	3.3
440	Rangpur RWH	Sundarganj	40,432	29,026	1.4	89,410	37,052	2.4	151	69	2.2	15,873	8,149	1.9	1,000	207	4.8
441	Rangpur RWH	Taraganj	35,796	8,444	4.2	38,115	8,387	4.5	33	6	5.5	2,286	1,116	2.0	400	138	2.9
442	Rangpur RWH	Ulipur	33,564	18,090	1.9	106,300	29,935	3.6	90	16	5.6	6,491	3,373	1.9	350	60	5.8
443	Sylhet RWH	Ajmiriganj	16,804	8,256	2.0	15,340	6,986	2.2	205	6	34.2	4,641	625	7.4	400	38	10.5
444	Sylhet RWH	Bahubal	16,858	6,824	2.5	15,015	6,761	2.2	64	16	4.0	2,704	627	4.3	200	52	3.8
445	Sylhet RWH	Balaganj	10,500	10,110	1.0	18,220	2,549	7.1	168	2	84.0	3,531	984	3.6	108	20	5.4
446	Sylhet RWH	Baniachong	12,610	10,870	1.2	28,220	9,765	2.9	142	20	7.1	4,240	841	5.0	300	101	3.0
447	Sylhet RWH	Barlekha	21,900	9,019	2.4	17,220	6,529	2.6	125	6	20.8	4,009	658	6.1	200	38	5.3
448	Sylhet RWH	Beani Bazar	16,800	11,193	1.5	16,955	3,988	4.3	93	10	9.3	4,870	672	7.2	305	54	5.6
449	Sylhet RWH	Bishwambarpur	25,388	9,856	2.6	9,450	7,805	1.2	140	11	12.7	4,004	1,050	3.8	150	30	5.0
450	Sylhet RWH	Bishwanath	17,900	9,968	1.8	12,900	4,076	3.2	61	11	5.5	2,089	619	3.4	320	31	10.3

SL	Warehouse Name	Upazila Name	Condom			Shukhi			IUD			Injectables			Implant		
			CBL	AMD	MOS	CBL	AMD	MOS	CBL	AMD	MOS	CBL	AMD	MOS	CBL	AMD	MOS
451	Sylhet RWH	Chhatak	25,368	13,171	1.9	21,220	8,309	2.6	281	31	9.1	3,165	642	4.9	400	73	5.5
452	Sylhet RWH	Chunarughat	7,845	8,360	0.9	3,910	9,388	0.4	270	8	33.8	746	1,152	0.6	101	59	1.7
453	Sylhet RWH	Companiganj	14,100	12,534	1.1	13,440	6,813	2.0	270	3	90.0	6,780	1,101	6.2	300	44	6.8
454	Sylhet RWH	Dakshin Sunamganj	24,280	9,105	2.7	10,550	5,624	1.9	113	14	8.1	3,360	730	4.6	110	56	2.0
455	Sylhet RWH	Dakshin Surma	16,800	30,320	0.6	21,770	8,537	2.6	204	6	34.0	5,162	1,079	4.8	300	44	6.8
456	Sylhet RWH	Derai	31,332	22,771	1.4	4,520	8,940	0.5	260	11	23.6	937	799	1.2	377	68	5.5
457	Sylhet RWH	Dowarabazar	17,016	9,137	1.9	14,762	9,114	1.6	263	1	263.0	4,824	765	6.3	450	74	6.1
458	Sylhet RWH	Fenchuganj	34,000	4,798	7.1	22,030	2,039	10.8	140	7	20.0	3,467	322	10.8	325	12	27.1
459	Sylhet RWH	Golapganj	15,806	17,973	0.9	13,950	4,888	2.9	181	15	12.1	4,575	657	7.0	300	36	8.3
460	Sylhet RWH	Gowainghat	9,600	19,228	0.5	19,420	9,535	2.0	90	11	8.2	9,296	3,013	3.1	600	55	10.9
461	Sylhet RWH	Habiganj Sadar	28,800	17,303	1.7	12,270	14,085	0.9	285	90	3.2	5,616	1,879	3.0	200	56	3.6
462	Sylhet RWH	Jagannathpur	20,700	12,442	1.7	13,250	7,394	1.8	56	10	5.6	2,451	487	5.0	507	78	6.5
463	Sylhet RWH	Jaintiapur	21,492	12,419	1.7	14,400	6,721	2.1	347	28	12.4	8,400	2,573	3.3	250	29	8.6
464	Sylhet RWH	Jamalganj	25,500	12,710	2.0	20,660	9,775	2.1	150	6	25.0	5,480	1,177	4.7	150	30	5.0
465	Sylhet RWH	Juri	21,000	8,568	2.5	13,575	5,297	2.6	170	27	6.3	2,180	442	4.9	400	100	4.0
466	Sylhet RWH	Kamalganj	17,100	11,424	1.5	28,270	8,955	3.2	215	15	14.3	4,135	852	4.9	200	73	2.7
467	Sylhet RWH	Kanaighat	35,748	25,957	1.4	29,500	12,457	2.4	183	6	30.5	10,681	2,739	3.9	350	30	11.7
468	Sylhet RWH	Kulaura	24,872	11,316	2.2	23,800	9,478	2.5	174	5	34.8	8,588	2,101	4.1	300	26	11.5
469	Sylhet RWH	Lakhai	16,404	5,573	2.9	12,060	5,724	2.1	53	10	5.3	1,667	580	2.9	300	78	3.8
470	Sylhet RWH	Madhabpur	34,800	8,527	4.1	11,333	13,145	0.9	28	16	1.8	5,724	825	6.9	104	55	1.9
471	Sylhet RWH	Maulvibazar Sadar	14,952	16,192	0.9	11,810	11,212	1.1	125	49	2.6	7,288	1,050	6.9	420	59	7.1
472	Sylhet RWH	Nabiganj	21,700	9,371	2.3	17,690	11,760	1.5	59	15	3.9	3,830	715	5.4	100	74	1.4
473	Sylhet RWH	Osmaninagar	1,944	11,166	0.2	5,190	3,239	1.6	161	3	53.7	2,523	732	3.4	300	31	9.7
474	Sylhet RWH	Rajnagar	18,000	11,938	1.5	18,570	10,610	1.8	181	9	20.1	7,155	1,172	6.1	200	61	3.3
475	Sylhet RWH	Sreemangal	15,600	13,892	1.1	10,390	13,671	0.8	113	28	4.0	2,863	1,507	1.9	50	96	0.5

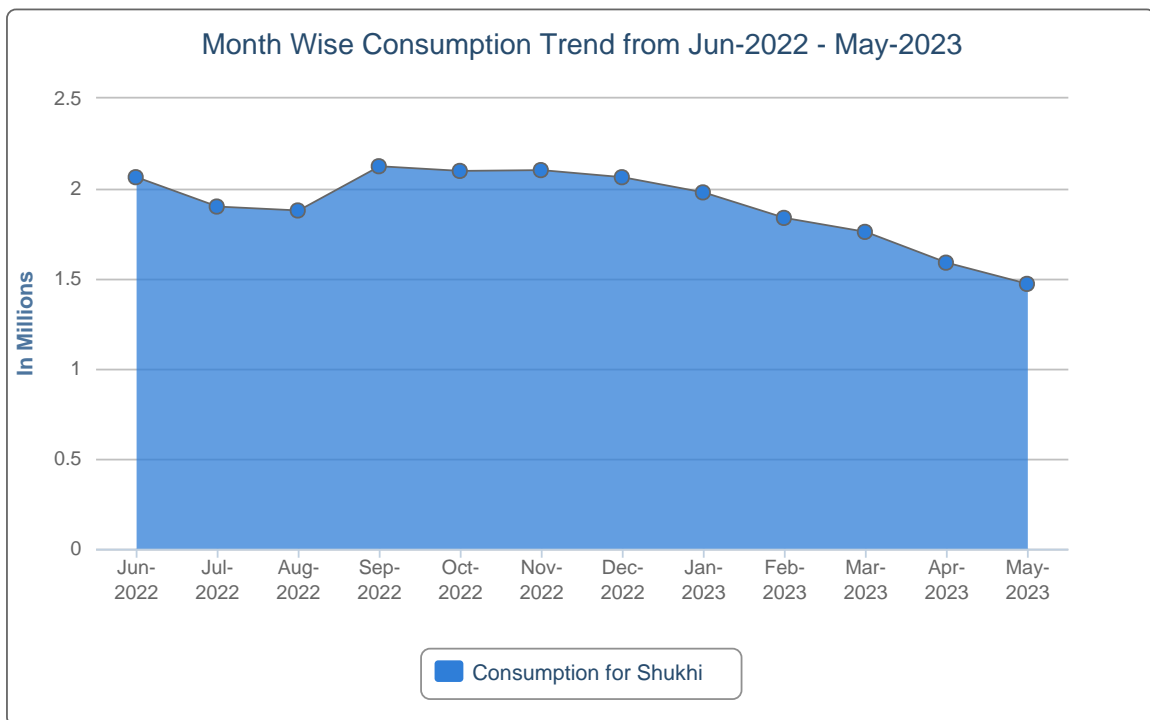
SL	Warehouse Name	Upazila Name	Condom			Shukhi			IUD			Injectables			Implant		
			CBL	AMD	MOS	CBL	AMD	MOS	CBL	AMD	MOS	CBL	AMD	MOS	CBL	AMD	MOS
476	Sylhet RWH	Sulla	15,660	10,459	1.5	20,140	5,183	3.9	120	2	60.0	2,280	430	5.3	350	47	7.4
477	Sylhet RWH	Sunamganj Sadar	26,520	10,599	2.5	16,870	8,049	2.1	261	39	6.7	3,612	1,186	3.0	250	45	5.6
478	Sylhet RWH	Sylhet Sadar	47,578	56,895	0.8	63,155	36,870	1.7	218	75	2.9	37,290	9,978	3.7	107	154	0.7
479	Sylhet RWH	Tahirpur	20,892	13,642	1.5	15,900	10,913	1.5	210	8	26.3	4,375	895	4.9	426	104	4.1
480	Sylhet RWH	Zakiganj	20,783	23,121	0.9	14,137	8,197	1.7	178	3	59.3	6,681	1,266	5.3	200	66	3.0
481	Tangail RWH	Basail	15,208	10,599	1.4	20,850	7,903	2.6	0	15	0.0	1,100	1,124	1.0	600	78	7.7
482	Tangail RWH	Bhuapur	100	17,745	0.0	28,580	11,509	2.5	329	15	21.9	2,169	1,445	1.5	700	65	10.8
483	Tangail RWH	Chauhali	252	14,602	0.0	28,350	7,706	3.7	468	12	39.0	5,441	1,194	4.6	1,000	53	18.9
484	Tangail RWH	Delduar	2,700	10,582	0.3	58,195	7,906	7.4	340	13	26.2	2,470	883	2.8	250	50	5.0
485	Tangail RWH	Dhanbari	6,480	8,137	0.8	68,070	7,505	9.1	178	16	11.1	3,711	1,365	2.7	600	28	21.4
486	Tangail RWH	Ghatail	900	27,691	0.0	8,770	23,189	0.4	550	17	32.4	7,600	3,180	2.4	500	75	6.7
487	Tangail RWH	Gopalpur	516	15,412	0.0	27,210	13,596	2.0	226	9	25.1	4,662	1,359	3.4	800	79	10.1
488	Tangail RWH	Kalihati	700	26,834	0.0	14,455	21,098	0.7	263	35	7.5	7,682	3,327	2.3	1,300	44	29.5
489	Tangail RWH	Madhupur	83,100	14,788	5.6	16,845	15,841	1.1	414	5	82.8	10,457	1,722	6.1	600	53	11.3
490	Tangail RWH	Mirzapur	180	23,243	0.0	91,270	24,969	3.7	548	26	21.1	4,241	1,382	3.1	200	80	2.5
491	Tangail RWH	Nagarpur	1,912	23,196	0.1	27,680	21,979	1.3	140	27	5.2	6,975	1,405	5.0	600	111	5.4
492	Tangail RWH	Sakhipur	300	15,756	0.0	480	19,293	0.0	50	10	5.0	1,000	1,056	0.9	400	31	12.9
493	Tangail RWH	Tangail Sadar	300	53,903	0.0	33,570	32,953	1.0	84	47	1.8	5,054	4,269	1.2	300	143	2.1

## 7. Month-wise Consumption Trend

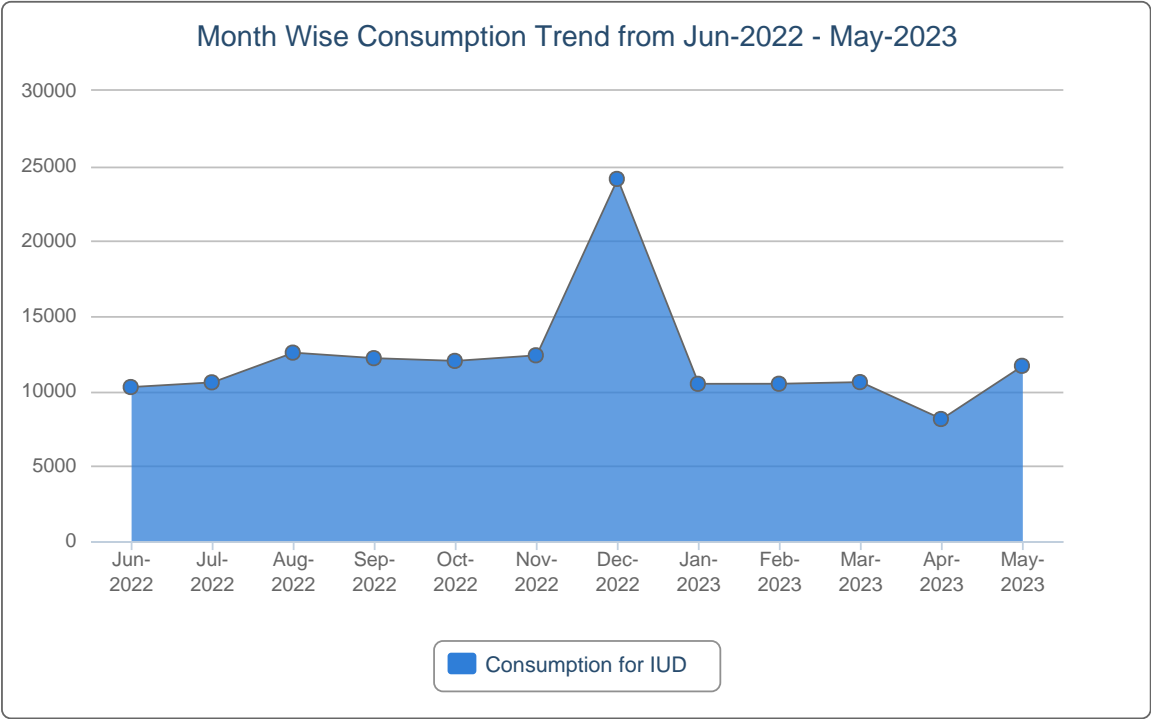
7(a).



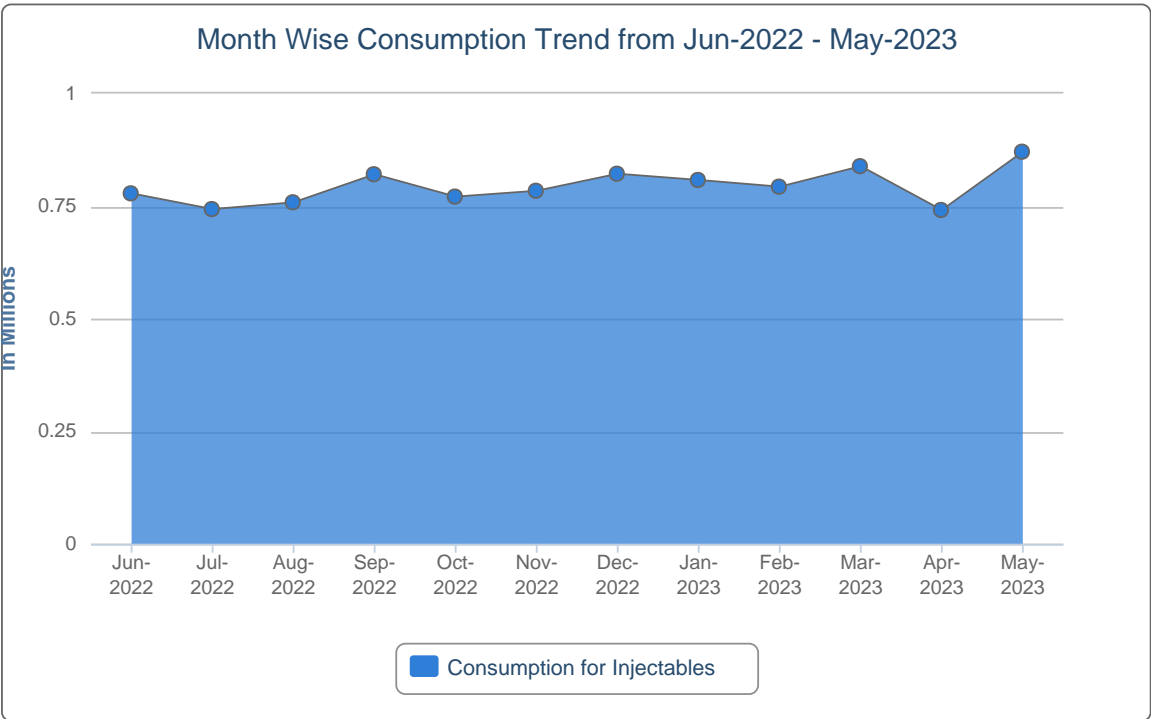
7(b).



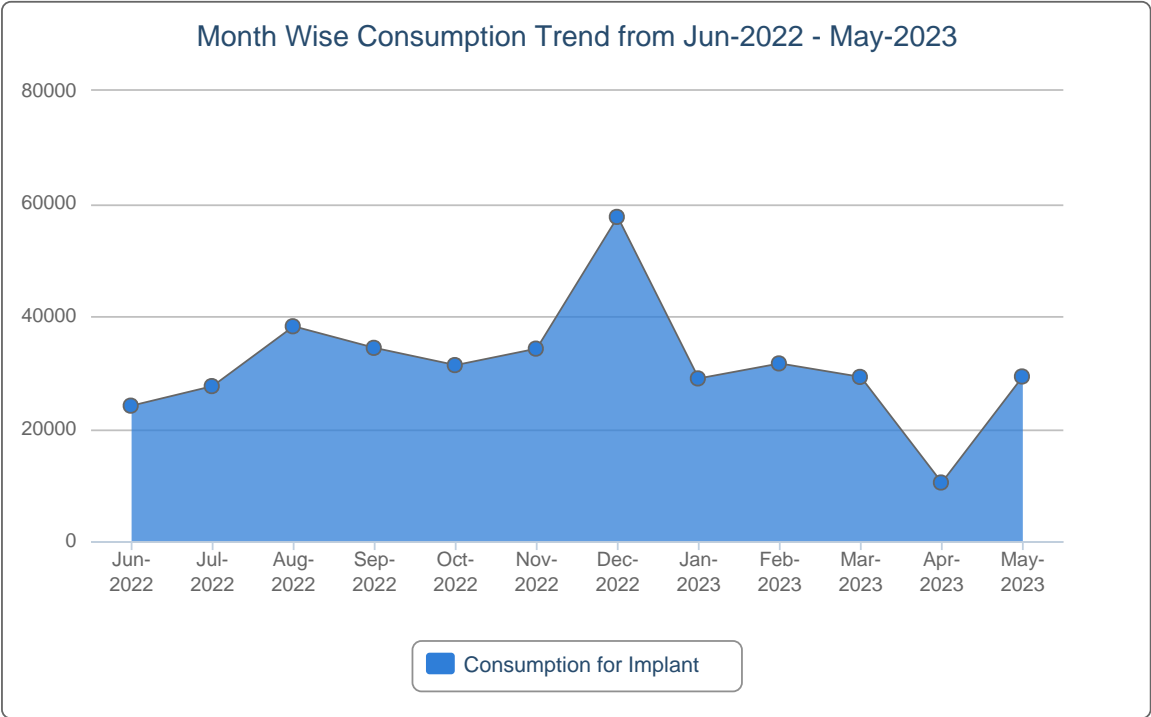
7(c).



7(d).



7(e).



## 8. Report on Upazila and Warehouse Having Stock Out in reported month

SL	Products Name	No of Stockout WH	% of Stockout WH	No of Stockout Upazila Store	% of Stockout Upazila Store	No of Stockout Upazila Field	% of Stockout Upazila Field
1	Condom	1	4%	3	1%	0	0%
2	Oral Pill (Total)	0	0%	1	0%	0	0%
3	IUD	0	0%	2	0%	0	0%
4	Injectables	0	0%	1	0%	0	0%
5	Implant (Total)	0	0%	-	-	0	0%

### List of Stock Out Warehouses

SL	Commodity	Warehouse	Phone
1	Condom	Dhaka CWH	02222281001

### List of StockOut Upazilas

SL	Commodity	Warehouse	District	Upazila	Phone
1	Condom	Dhaka CWH	Dhaka	Dohar, Dhaka	01552351846
2	Condom	Jamalpur RWH	Jamalpur	Dewanganj, Jamalpur	01717036300
3	Condom	Khulna RWH	Satkhira	Shyamnagar, Satkhira	01910331330
4	Oral Pill (Total)	Khulna RWH	Satkhira	Shyamnagar, Satkhira	01910331330
5	IUD	Bogura RWH	Bogura	Kahaloo, Bogura	01716696249
6	IUD	Tangail RWH	Tangail	Basail, Tangail	01630511192
7	Injectables	Rangamati RWH	Rangamati	Rajasthali, Rangamati	01820315861

“ছেলে হোক, মেয়ে হোক,  
দু’টি সন্তানই যথেষ্ট”

**Management Information System (MIS)**  
**Directorate General of Family Planning (DGFP)**  
6, Kawran Bazar, Dhaka- 1215  
Email: dirmis@dgfp.gov.bd, dirls@dgfp.gov.bd  
www.dgfp.gov.bd, www.scmpbd.org

*If you need more information, please visit at <https://www.scmpbd.org>*