

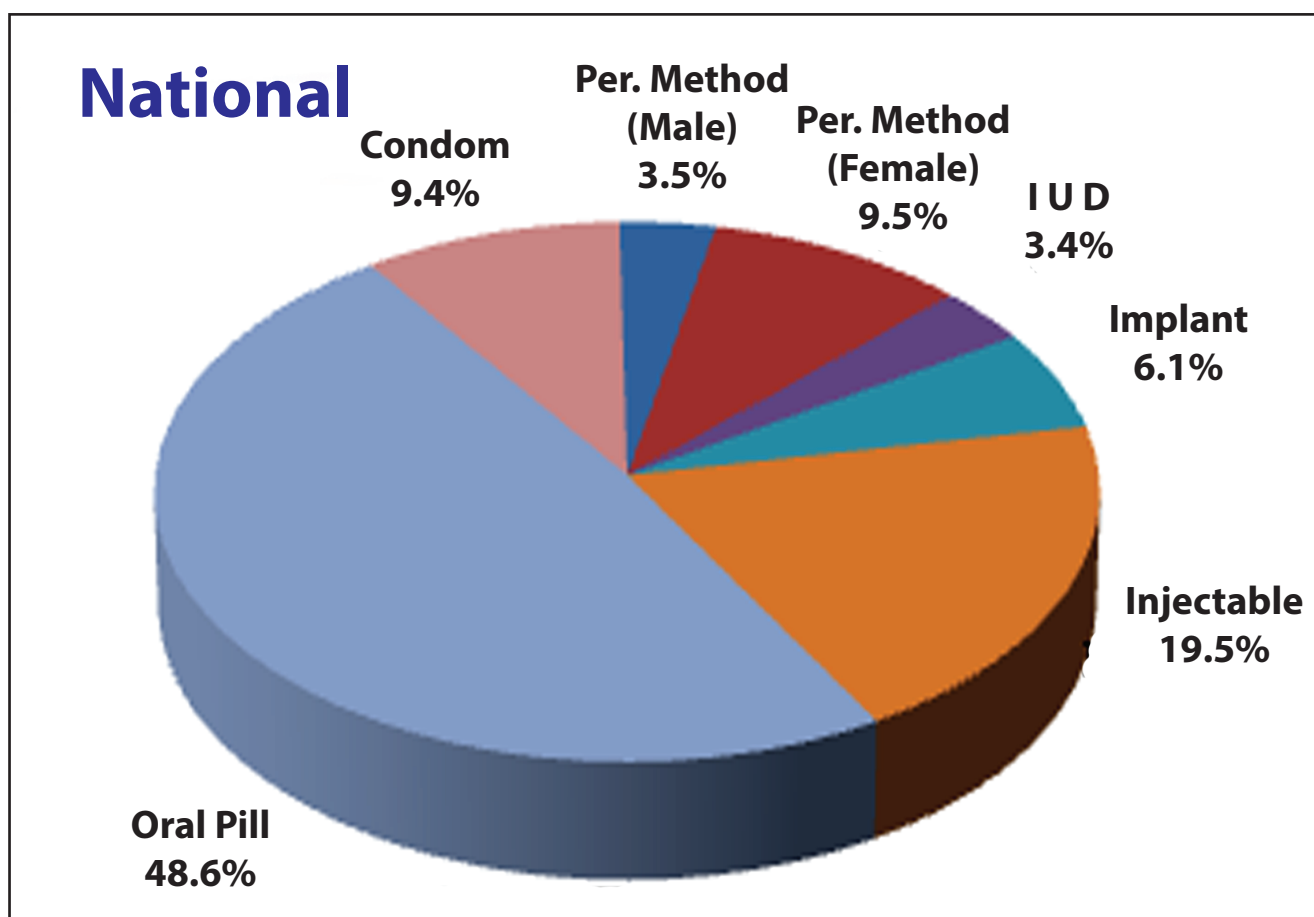
ছেলে হোক, মেয়ে হোক  
দু'টি সন্তানই যথেষ্ট

# MONTHLY REPORT ON

## FAMILY PLANNING, MATERNAL & CHILD HEALTH, REPRODUCTIVE HEALTH AND NUTRITION SERVICES

# August 2021

### Method-Mix for the month of August 2021



## Preface

I am very much delighted to publish the monthly report of August/2021 of Management Information System (MIS) of Directorate General of Family Planning (DGFP). This monthly report displays our continuous effort to preserve quality data which can be used as a major tool kit for better management and evidence based decision making. The report consists of several information on demographic data associated with family planning, maternal & child health, reproductive health and nutrition services across the country. The report is a regular monthly issue designed to incorporate monthly service statistical progress at district and upazila level.

MIS Unit of Directorate General of Family Planning consists of three sub systems namely Service Statistics (SS), Logistic Management Information System (LMIS) and Human Resource Information System (HRIS). In the year 2011, MIS Unit has developed web-based software to collect, collate and compile service statistics from field level. Online reporting is already an established system at upazila level and we have a plan to scale up e-MIS report at all administrative tiers across the country under 4<sup>th</sup> sector program.

It is important to mention that this monthly report provides mainly service statistics information received from field workers, service delivery points and NGOs. Generally, the objectives of MIS are to develop and strengthen reliable information management system. We are hopeful that this report will help the users at all levels to compare and analyze the latest information on family planning, maternal, child and adolescent health.

Finally, I convey my sincere thanks to the personnel of MIS Unit who have made diligent effort to prepare this report in time. I cordially request all the users of this monthly report to provide their valuable suggestions and feedback (if any) through the e-mail address ([dirmis@dgfp.gov.bd](mailto:dirmis@dgfp.gov.bd)) for its further improvement.

Khan Md. Rezaul Karim  
Joint Secretary, MEFWD

And

Director (MIS) & Line Director  
Directorate General of Family Planning

# Table of Contents

<b><u>Sl. No</u></b>	<b><u>Contents</u></b>	<b><u>Page #</u></b>
1.	At a glance of FP Performance for the month of July 2021 and August 2021.....	02
2.	At a glance of the MCH and Reproductive Health Services for the month July.'21 and August.'21...	03
3.	At a glance of the Nutrition services for the month of July 2021 and August 2021.....	04
4.	Introduction .....	05
5.	Family Planning Performance (CAR Related) .....	05
6.	MCH Performance .....	05
7.	Nutrition Programs of the Directorate General of Family Planning .....	06
8.	Highlights August 2021.....	06
9.	Table Analysis .....	07
10.	Remarks .....	09
11.	Clarification about some information .....	09
12.	Highest and Lowest Performing districts in clinical methods .....	10
13.	National Projection, Performance and Achievement Rate of Contraceptive Methods .....	11
14.	List of Division according to descending order of Achievement Rate against their projections of Clinical Methods for the period August 2020 to August 2021.....	11
15.	List of 3(three) districts achieved the highest Achievement Rate of Clinical Methods against their Projections for the period July 2020 to August 2021.....	11
16.	List of 3(three) districts achieved the lowest Achievement Rate of Clinical Methods against their Projections for the period July'20 to August'21	11
17.	Comparative Statement of contraceptives performance for the period between July19 to August 20 and July20 to August 21.....	12
18.	Performance & Distribution of Contraceptives by Method for the month of July 21 to August 21	12
19.	Contribution of Government, NGOs and Multisectors in respect of Contraceptive Performance during August 2021.....	12
21.	Division wise and NGOs and Multisectors wise Contraceptive Performance for the month of August	13
21.	District wise Projection, Performance and Achievement Rate of Permanent and Long Acting Methods	17
22.	District wise Projection, Performance and Achievement Rate of Short Acting Methods .....	19
23.	Method wise Users (Normal & Postpartum as Old, New, Dropout, Postpartum Expire) and CAR by District at the end of August 2021.....	21
24.	Number of New and Total Acceptors up to the end of July 2021 and August 2021.....	33
25.	CAR (%) by Division up to the end of July 2021 and August 2021.....	33
26.	District by Range of CAR up to the end of August 2021.....	34
27.	District by Range of CAR up to the end of August 2021.....	34
28.	List of Upaziala achieved CAR >70% up to the end of August 2021.....	35
29.	List of Upaziala achieved CAR 60-70% up to the end of August 2021.....	38
30.	Method wise numbers of Dropout and Switch Over by Division up to the end of July'21 and August'21	39
31.	Contraceptive acceptors and acceptance Rate by Division up to the end of July'21 and August'21....	39
32.	Status of Contraceptive Method-Mix based on CAR at the end of the month of August 2021.	39
33.	Pie-Chart of Method-Mix for the month of August 2021.....	40
34.	Performance by type of MCH services for the month of July'21 and August'21	41
35.	Performance by type of Nutrition services for the month of July'21 and August'21.....	42
36.	Summary of the Couples and Acceptors by Month since August 2021...	43
37.	Performance of RH-EOC of MCWCs, MCHTI & MFSTC for the month of August 2021.....	45
38.	City Corporation wise Contraceptive Acceptors and Acceptance Rate(CAR) (Partial) at the end of the month of August 2021.....	47

## At a glance of the FP Performance for the Month of July 2021 and August 2021

Indicators	July	August
Numbers of Total Eligible Couple (Including Part of the city Corporation)	27746757	27771758
Numbers of Total Acceptors (Including Part of the city Corporation)	21791905	21811711
CAR(%) (Contraceptive Acceptance Rate)	78.54	78.54
<b>Method specific acceptors (Cumulative) :</b>		
Permanent Method (Male) Postpartum	2992	3246
Permanent Method (Male)	739357	739940
Permanent Method (Female) Postpartum	82857	83786
Permanent Method (Female)	2085647	2087436
Permanent Method (Total)	2825004	2827376
IUD (Postpartum Users)	31819	32289
IUD (Total Users)	731969	733893
Implant (Postpartum Users)	83279	84401
Implant (Total Users)	1393933	1398058
Injectable (Postpartum Acceptors)	186416	187086
Injectable (Total Acceptors)	4224676	4226993
Oral Pill (Postpartum Acceptors)	567960	569612
Oral Pill (Total Acceptors)	10560944	10566364
Condom (Postpartum Acceptors)	164875	164899
Condom (Total Acceptors)	2055379	2059027
<b>Method specific new acceptors :</b>		
Permanent Method (Male)	434	1211
Permanent Method (Female)	4982	5039
Permanent Method (Total)	5416	6250
IUD (New Users)	5010	7601
Implant (New Users)	7102	18509
Injectable (New Acceptors)	46364	47687
Oral Pill (New Acceptors)	96084	100219
Condom (New Acceptors)	36251	36913
Number of Districts reported	64	64
Number of Upazilas reported	490	491
<b>Range of CAR (%)</b>	<b>No. of Districts</b>	
	<b>July</b>	<b>August</b>
00 - 59	0	0
60 - 69	1	1
70 & above	63	63
<b>Contraceptive performance and distribution by methods (Absolute Performance) :</b>		
Permanent Method (Male - cases)	652	1600
Permanent Method (Female - cases)	3907	5856
Permanent Method (Total - cases)	4559	7456
IUD (Nos.)	9833	13474
Implant (Nos.)	8142	28147
Injectable (Doses)	755088	775800
Oral Pill (Cycles)	4728353	4654821
Condom (Pieces)	7368188	7832331

## At a glance of the MCH and Reproductive Health Services for the Month of July 2021 and August 2021

Services		July.'21	August.'21
Number of Pregnant Women		904010	908347
Number of High Risk/Complicated Pregnant Mother		4516	5379
Antenatal Care	1st visit (Within 4 Month)	135957	172940
	2nd visit (within 6 Month)	111595	121256
	3rd visit (within 8 Month)	84895	96547
	4th visit (within 9 Month)	72122	83694
<b>Institutional Delivery</b> (MCHTI, MFSTC, FWVTI-Raj, MCWC, UHC, UH&FWC &NGOClinics)	Normal	41413	44754
	C-section	36074	40999
	Total Delivery	77487	85753
<b>Non-institutional Delivery</b>	At Home by Trained Persons	28879	29212
	At Home by Non-Trained Persons	9698	10800
	Total Delivery	41413	44754
<b>*Total Live Births</b>		96271	101200
<b>Postnatal Care</b>	PNC-1 (within 24 Hour)	35424	40360
	PNC-2 (within 2-3 day)	32555	37793
	PNC-3 (within 7-4 day)	34455	37049
	PNC-4 (within 42-48 day)	39844	47886
Postnatal care by trained person till two days in Home Delivery		4926	5048
No. of uses 7.1% chlorhexidine digluconate for umbilical cord care		32096	36480
TT for Woman (5-49)	1st dose	102861	107564
	2nd dose	110747	106930
	3rd dose	107052	109840
	4th dose	98099	102213
	5th dose	97384	100476
Immunization	BCG	126798	134243
	PCV-1	137591	140948
	PCV-2	143982	139163
	PCV-3	138382	139040
	MR Vaccine 1st Dose	128353	138819
	MR Vaccine 2nd Dose	115159	123724
Number of ECP acceptors		6941	8148
Number of MR done ( Both Govt. & NGOs)		1645	1459
General Treatment		1921740	2293306
Still Births ( including MCHTI, MFSTC & FWVTI-Raj)		171	180
<b>Death</b>	Neonatal death (0-28 days)	206	262
	Infant Death (29Days to below 1Year)	67	78
	Child Death (1 - <5 year)	7	14
	Maternal Death	78	52
	Other Death	33737	32183
	Total	34069	32589
No. of Health Education in UH&FWC		4139	5409

\* Live births conducted at Govt. MCH, DH, MCWC, UHC, UH&FWC, NGOs & Home. The information is collected by FWA through field visit.

## At a glance of the Nutrition services for the Month of July 2021 and August 2021

Services		Performance	
		July.'21	August.'21
<b>Nutrition Services for Pregnant Women, 0-59 months aged child and Mother</b>	Counseling on IYCF, IFA, Vitamin-A and Hand washinh	655635	686803
	Number of mother Received IFA & Calcium Tablet	134852	152187
	Received MNP Sachet (6-23 months)	16633	21512
	Exclusive Breast feeding up to 6 months	174940	169064
	Complimentary feeding after 6 months	184626	186826
	Feeding Tablet Vitamin A (6-59months Child)	3729	3755
	Received Tablet anti-helminthics (24-59months Child)	40094	43464
	Feeding Zink pill with ORS suffering form diarrhoea	3721	4171
	Identifying Suffering from MAM	8391	9070
	Suffering from SAM & Referred	1971	1974
	Identifying Child Stunting	4035	3971
	Identifying Child Wasting	3443	3597
	Identifying Child Under weight	3252	3579

## SUMMARY

### Introduction

Bangladesh is divided into eight administrative divisions: Dhaka, Chattogram, Rajshahi, Khulna, Barishal, Sylhet, Rangpur and Mymensingh. Each division is divided into several districts and each district into several upazilas. Each urban area in an upazila is divided into wards. Upazilas are divided into Union Parishads (UPs) and Poursavas. These divisions allow the country as a whole to be separated into rural and urban areas. Management Information System (MIS) has been operational under the Directorate General of Family Planning (DGFP) for a long time. The report of the Contraceptive Performance, MCH, Reproductive Health and Nutrition services is used to be published each month from MIS Unit on the basis of Service Statistics received from the field workers, service delivery clinics and NGOs. Erstwhile Family Welfare Register, however, is the principal source of performance statistics. This report is prepared on the basis of FWA Registers (9th Edition) and Clinic Report. Most of the FWAs visit their working area once in every two months. It is a continuous process. FWA register is modified/updated in every three years.

There is a reporting system to collect the information from the field. MIS Reporting Form-1 is filled up by the FWAs and submitted the same to FPIs. FPI fills up the MIS reporting Form-2 by compiling of all the FWAs (MIS Form-1) report and submits to UFPO office. MIS reporting Form-3 (clinical) is filled up by MO (clinic)/ (MCH-FP)/ (FW)/SACMO/ FWV and is submitted to UFPO office. NGOs of the respective area submit their report to UFPO office through MIS reporting Form-2 and 3 as their requirement. All the reporting Form-2 and 3 are compiled by UFPO office and filled up reporting Form-4 (union wise) and is entered in online web based software (SS). District FP Office reviews and submits that report. It provides information of contraceptive use status of eligible couples and different types of MCH, Reproductive Health and Nutrition services. MIS performance report is primarily used by different level of program managers and supervisors engaged in implementing the Family Planning, MCH, RH and Nutrition program in the country. Besides, different policy makers, decision makers, donor agencies, Development Partners, researchers and other users also use this report.

### Family Planning Performance (CAR related):

Performance reports of August 2021 have been received from all the 64 districts of the country. During the month of August 2021 total numbers of eligible couple were found to be as 27771758 against 27746757 in the previous month. Performances of NGOs are also included in the report as reported by the Upazila Offices. A total of acceptors are 21811711 reported in the month of August'21 as against 21811711 in July'21. The Contraceptive Acceptance Rate (CAR) achieved at the end of the reporting month for six modern methods (Permanent Method, IUD, Implant, Injectable, Oral Pill and Condom) is 78.54% which was 78.54 % in July'21. Method Specific Acceptors (Cumulative), Method Specific New Acceptors and Contraceptive distribution by Methods are shown in the summary sheet. It August be noted that the contraceptive acceptance rate is an estimate, based on the client contact and the status of contraceptive acceptance as reported by the field workers based on the entries made in the FWA register. The Contraceptive Prevalence Rate (CPR), on the other hand, is based on periodic surveys that are made on precise statistical procedures.

The acceptance rate is a tentative rate and varies from month to month because of reporting status and coverage. This rate is usually higher than the Contraceptive Prevalence Rate (CPR). CAR is generally used to monitor as a management tool 'on-going' program performance in the country. It is not so much used to evaluate the program impact or goals, which is done by periodical scientific surveys.

## **MCH Performance:**

In the month of August'21, 908347 pregnant women have been registered. Total number of 5,379 pregnant women referred to hospital for their complications. Dose-wise TT for Women (15-49 yrs.) and OPV & Pentavalent vaccines were shown in the summary sheet. BCG vaccines were given to 134243 infants during August'21. Visit-wise Antenatal Care is also shown in the summary sheet both of July 2021 and August 2021. Postnatal Care is shown in the summary sheet both July 2021 and August 2021. Number of delivery conducted by the clinics is 85753. Total numbers of delivery at home 29212 by trained personnel and 10800 by non-trained personnel. Still Birth is recorded 180 in August'21 and in the previous month it was 171. Neo-natal deaths (0-28 days) & Infant deaths (29 days-<1yr.) are recorded to be 262 and 78 in the month of August'21 where these were 206 and 67 in July'21 respectively. A total of 14 child-deaths (1-<5 yrs.) have been reported in the month of August'21 as against 7 in July. Maternal deaths were reported 52 during the month of August'21 which was 78 in July'21. The other deaths were reported 32183 in August'21 but in July'21 the number of such deaths was 33737. General treatments were rendered to 2293306 and 1921740 patients in the month of August'21 and July'21 respectively. In August'21 number of ECP acceptors was 8148 but in July'21 it was 6941. MR done in the reporting month is 1459 but in July'21 it was 1645. Performance of MCHTI, MFSTC, MCWCs and FWVTI-Rajshahi is also included in the report.

## **Nutrition Programs of the Directorate General of Family Planning**

Country wide nutrition service is going on through National Nutrition Services (NNS) Operational Plan of DGHS under Health Services Division of MOHFW. DGFP is also playing vital role for implementation of nutrition services whole over the country and is rendering nutrition services at field level where activities like MCH services, Adolescent and Family Planning Program is going on. By this time coordination with IPHN and cooperation with "Global Alliance for Improved Nutrition (GAIN), UNICEF and Alive & Thrive" comprehensive nutrition services are running in 91 upazillas of 11 districts through MCH Services Unit of DGFP.

### **Highlights August 2021**

- a) National Contraceptive Acceptance Rate (CAR) based on visited eligible Couples 27771758 is found to be 78.54%. Rajshahi division has achieved the highest acceptance rate 81.38%, followed by Rangpur division 79.97%. The CAR is found to be 79.96% achieved in Khulna division. The Contraceptive Acceptance Rate has been found to be rather low in Mymensingh 79.35%, Barishal 79.16%, Sylhet 77.35%, Dhaka 77.3% and Chattogram 75.36%.

The highest numbers of Acceptors 4249728 have been reported from Dhaka division followed by 3879456 in Chattogram division, Rajshahi division reported 3472085 acceptors. Acceptors size is however, found much smaller in Rangpur, Khulna, Mymensingh and Sylhet which are 2796052, 1828657, 1828657 and 1361599 respectively and in Barishal division it is 1317358.

- b) Out of 64 reporting districts, 63 districts have reported contraceptive acceptance rate of 70 percent and above, 1 district has reported CAR of 60 - 69 percent and no district has reported CAR of < 59 percent.
- c) Out of 490 Upazilas 486 Upazilashave reported CAR at the level >70% and 5 Upazilas have reported CAR level 50-70 percent.

According to the performance of the reporting month (August,21) Gaibandha district recorded the highest achievement rate 118.1%. Chuadanga district has got the 2nd place with 114.5% and Sylhet district has secured the 3rd position with 113.4% of permanent method. Dhaka district has achieved first position with achievement rate 137.5%; Chattogram district has got the 2nd position with achievement rate 128.2% and Cumilla district has recorded the 3rd position with achievement rate 78.4% in IUD. In Implant Tangail district has recorded the highest achievement rate with 178.5%, Thakurgaon district has placed in 2nd position with achievement rate 149.3% and Dhaka district has got the 3rd position with achievement rate 130.9%.



- d) (Table 21) In August National Nutrition services information collected by FP workers are as follows: Number of 152187 mothers received IFA, No. of 169064 babies (up to 6 months) exclusive breast feeding and No. Of 186826 children (6-23 months) feeding complementary foods. No. of 9070 children suffering from MAM and 1974 suffering from SAM and referred. No. of Children Stunting, wasting and under weight are 3971, 3597 and 3579 respectively.

## Table Analysis:

**Table 1:** Shows contraceptive performance and Achievement Rate in respect of Permanent, Long Acting and Short Acting methods for the reporting month (August'21) and reporting period (August'20 to August'21) against their respective projections. In the reporting month the achievement rates of Permanent method (Male) 23.8%, Permanent method (Female) 52.6% and Permanent method (Total) 41.7%, IUD 61.0%, Implant 75.1%, Injectable 44.2%, Oral Pill 34.4% and Condom 32.3%. From July'21 to August'21 the achievement rates of Permanent method (Male) 16.8%, Permanent method (Female) 43.8% and Permanent method (Total) 33.6%, IUD 52.8%, Implant 48.4%, Injectable 43.6%, Oral Pill 34.7% and Condom 31.3%.

**Table 2:** Shows the divisions according to descending order of achievement rate against their projection of Permanent and Long Acting methods for the period July'20 to August'21.

**Table 3:** Showing the 3(three) districts which achieved the highest achievement rate against Permanent and Long Acting methods of their projections for the period July'20 to August'21.

**Table 4:** Shows 3(three) districts which achieved the lowest achievement rate of Permanent and Long Acting methods against their projections for the period July'20 to August'21.

**Table 5:** Comparative statement of contraceptive performance against their projection between the period July'20 to August'20 and July'21 to August'21. The Achievement Rate of Permanent Method (Male) was 4.8% in the period of July'20 to August'20 but it shows the higher rate 6.9% in the current period. So it is increase 2.0% than that of July'20 to August'20. Permanent Method (Female) was 17.5% in the period July'20 to August'20 but it shows the higher rate 22.7% in the current period. So it is 5.1% increase than that of July'20 to August'20. Permanent Method (Total) was 12.8% in the period July'20 to August'20, but it shows the higher rate 16.7% in the current period. So it is 4.0% increase than that of July'20 to August'20. IUD achieved the 22.3% in the reporting period July'20 to August'20 but it shows the lower rate 20.9% in the current period. So it is 1.3% decrease than that of July'20 to August'20. Implant achieved the 10.9% in the reporting period July'20 to August'20 but it shows the higher rate 22.4% in the current period. So it is 11.6% increase than that of July'20 to August'20. Injectable achieved the 21.6% in the reporting period July'20 to August'20 but in the current period it shows 22.1%. So Injectable is increase 0.5% than that of July'20 to August'20. Oral Pill achieved the 17.6% in the reporting period July'20 to August'20 but in the current period (July'21 to August'21) it shows 21.3%. In case of Oral Pill 3.7% increase than that of July'20 to August'20. In case of Condom it achieved 15.3% in the reporting period July'20 to August'20 but in the current period (July'21 to August'21) it shows 16.1%, which is 0.8% increase than that of July'20 to August'20.

**Table 6:** Comparative status of performance and distribution of contraceptive by methods for the month of July'21 and August'21 based on field worker's report. In comparison with that of previous month Permanent Method (male) 145.4%, Permanent Method (Female) 4939%, Overall Permanent Method (Total) 63.5%, IUD 37.0%, Implant 245.7%, Injectable -2.7% Oral Pill -1.6% and Condom 6.3%.

**Table 7:** Shows the share of Government and NGOs and Multisectors by methods in the overall National performance. Government sector has contributed 51.8% in Permanent Method (Male), 84.1% in Permanent Method (Female), 77.0% in Permanent Method (Total), 85.9% in IUD, 91.9% in Implant, 86.4% in Injectable, 91.4% in Oral Pill and 83.5% in Condom in the reporting month August'21. On the other hand NGOs and Multisectors have contributed 48.9% in Permanent Method (Male), 15.9% in Permanent Method (Female), 23.0% in Permanent Method (Total), in IUD 14.1%, in Implant 8.1%, in Injectable 13.6%, in Oral Pill 8.6% and in Condom 16.5% in the reporting month August'21.

**Table 8:** Division wise and NGOs & Multisectoral wise Contraceptive Performance for the month of August'21 are shown in this table. BAVS of Dhaka Division is in the highest position, BAVS of Chittagong Division is in the next and BAVS of Rajshahi Division is in the 3rd position in Permanent method. By NGOs and Multisectorals performance of Total Permanent methods are 1713 in the reporting month, in which Males are 782 and Females are 931. Total IUD and Implant 1899 and 2280 are inserted in the reporting month August'21. Injectable 105794 vials, Oral Pill 398310 cycles and 1288859 of Condom are distributed by NGOs and Multisectorals in the reporting month.

**Table 9:** Shows the projection, performance and achievement rates of Permanent and Long Acting methods in the reporting month August'21 and in the reporting period July'21 to August'21. In the reporting month Gaibandha district has achieved the highest achievement rate of 118.1% and Chuadanga district is the next highest with 114.5% in Permanent Method. In the reporting month Dhaka district has achieved the highest achievement rate of 137.5% and Chattogram district is the next highest with 128.2% in IUD. In the reporting month Tangail district has achieved the highest achievement rate of 178.5% in Implant and Thakurgaon district has achieved the next second highest achievement rate with 149.3%. On the other hand, in the reporting period July'21 to August'21 Kustia district has achieved the highest achievement rate of 99.2% in Permanent Method, Sherpur district has achieved the highest achievement rate of 228.0% in IUD and Tangail district has achieved the highest achievement rate of 108.9% in Implant.

**Table 10:** Shows the projection, performance and achievement rates of Short Acting methods in the reporting month August'21 and in the reporting period July'21 to August'21. In the reporting month Bhola district has achieved the highest achievement rate of 120.2% and Sherpur district is the next highest with 109.4% in Injectable method. Ragamati district has achieved the highest achievement rate of 70.4% in Oral Pill. Sherpur district has achieved the highest achievement rate of 96.1% in Condom. From July'21 to August'21 Bhola district has achieved the highest achievement rate of 119.2% and Sherpur district is the next highest with 107.4% in Injectable, Rangamati district has achieved the highest achievement rate of 70.5% in Oral Pill and Sherpur district has achieved the highest achievement rate of 93.0% in Condom.

**Table 11:** This table shows the Old acceptors, new acceptors and dropout (No method & switch over) cases by districts in the reporting month (August'2021). This table is prepared on the basis of CAR report.

**Table 12:** This table shows the new and total acceptors of the current month in comparison with that of the previous month. The new acceptors of all the methods-, Permanent Method(Male), Permanent Method(Total) have shown decreasing trend but Permanent Method(Female) IUD, Injectable, Oral Pill, Condom and Implant have shown increasing trend. New acceptors are shown depending on the field workers report which collects from their visiting areas. In case of total acceptors Permanent Method (Male), Permanent Method (Female), Permanent Method (Total) IUD, Implant, Injectable, Oral Pill and Condom have shown increasing trend.

**Table 13:** This table shows that Rajshahi division had recorded the highest CAR of 81.38%, next Rangpur division 79.97%, Khulna division 79.96%, Mymensingh division 79.35%, Barishal division 79.16%, Sylhet division 77.35%, Dhaka division 77.30% and Chattogram division 75.38% in the reporting month August'21. Graph-1 shows the division wise CAR for the current month and graph-2 shows the division wise CAR for the current month in comparison with that of previous month.

**Table 14:** Shows that 63 districts have achieved CAR level of 70.0% and above where 1 district has achieved CAR between 60%-69% and no district has achieved CAR between 0-59% in the reporting month August'21. The graph also shows the same in comparison with previous month.

**Table 15:** List of 486 upazilas among the 491, which have achieved CAR >70.0% in the reporting month.

**Table 16:** List of 5 upazilas which have achieved CAR 60-70% in the reporting month. Graph shows that 486 upazilas out of 491 have achieved CAR level >70%, 4 upazilas have achieved CAR level 60%-70% and 1 upazila has achieved CAR level <60% in the current month. There is graphical presentation is also showing both of July'21 and August'21.

**Table 17:** Shows the dropout and switch over by method and by division for the month of August, 21.

**Table 18:**This table shows the Division-wise comparison of Couples, Contraceptive Acceptors and the Acceptance Rate up to the end of August'21.

**Table 19:**This table shows the contraceptive method mix by division for the month of August'21.

**Pie Charts are showing the national and division wise Method-Mix for the month of August'21.**

**Table 21:**This table shows the performance of MCH and Reproductive Health Services during the month of July'21 and August'21.

**Table 21:**This table shows the performance of Nutrition Services for the month July'21 and August'21 collected by family planning workers.

**Annex A:**Annex- A shows comparative summary key performances since April 2021 to August'21.

**Annex C:**City Corporation wise Contraceptive Acceptors and Acceptance Rate(CAR) (Partial) at the end of the month of August'21.

## **Clarification about the information of summary sheet, table-2 and table-3:**

### **Method Specific Acceptors:**

In the summary sheet, Method Specific Acceptors is shown based on the field workers' (FWA) visit of the reporting month and also the previous month. These are the cumulative figure which includes previous month's acceptors and reporting month's new acceptors collected by the field workers within their working areas.

### **Contraceptive distribution by Method:**

In the summary sheet, Contraceptive Performance by Method is prepared based on the performance and distribution of the reporting month. These figures are actual performance of the reporting month which is not comparable with the information written in method specific acceptors.

### **Table- 9, Table-10 and Table-11**

Performance shown in the table-9 and 10 is the actual performance of the respective month but the new acceptors shown in the table-11 August not be the performance done in the same month. It August happen that the new acceptors accepted method in the previous month but field workers had shown that case in the next month due to their rounding schedule. So the performance of table-9, table-10 will not be the comparable with the new acceptor of table-11.

## **Clarification about the information of MCH and Reproductive Health Services:**

- Information shown against 'delivery' which were done in MCHTI, MFSTC, MCWCs, UHCs & UH&FWCs is collected through the MIS reporting Form-3. This record is only for DGFP concerned facilities. Deliveries conducted in District Hospitals, Medical Colleges, Private Clinics and performances in the City Corporation (partial) are not included.
- Information shown against the 'live births' conducted at Govt. MCH, DH, MCWC, UHC, UH&FWC, NGOs & Homes is collected by FWAs through field visit. Field workers visit their units monthly and they submit their reports in every month.

## **Highest and Lowest performing districts in clinical methods**

### Highest performing 3(three) districts in the Month of August'21

Permanent Method				IUD				Implant			
District	Yearly Projec.	Ach. In Reporting Month	Ach. Rate (%)	District	Yearly Projec.	Ach. In Reporting Month	Ach. Rate (%)	District	Yearly Projec.	Ach. In Reporting Month	Ach. Rate (%)
Gaibandha	1138	112	118.1	Dhaka	9800	1123	137.5	Tangail	6500	967	178.5
Chuadanga	1289	123	114.5	Chattogram	7800	833	128.2	Thakurgaon	4500	560	149.3
Sylhet	2202	208	113.4	Cumilla	10500	686	78.4	Dhaka	11200	1222	130.9

**Congratulations:** We congratulate the districts for their better performance in clinical methods against projections. We hope the officers and staffs who are involved with the activities will continue their better performance in future.

### Lowest performing 3(three) districts in the Month of August'21

Permanent Method				IUD				Implant			
District	Yearly Projec.	Ach. In Reporting Month	Ach. Rate (%)	District	Yearly Projec.	Ach. In Reporting Month	Ach. Rate (%)	District	Yearly Projec.	Ach. In Reporting Month	Ach. Rate (%)
Rangamati	1965	5	3.1	Rajshahi	8500	147	20.8	Madaripur	6500	133	24.6
Laxmipur	16307	45	3.3	Kushtia	2500	46	22.1	Chapai Nawabganj	4800	125	31.3
Khagrachhari	2350	8	4.1	Laxmipur	8650	176	24.4	Shariatpur	5500	164	35.8

**Unsatisfactory Performance:** We are sorry for their unsatisfactory low performance in clinical methods against projections. We hope the officers and staffs are involved with the activities will try to overcome from this type of un-satisfactory performance in future.

**Table-1: National Projection, Performance and Achievement Rate of Contraceptive Methods**

Methods	Yearly Projection (2021-22)	Reporting Month		July'21 to August'21	
		Performance (in CYP)	Achi. Rate (%)	Performance (in CYP)	Achi. Rate(%)
Permanent Method (Male)	80667	1600	23.8	2252	16.8
Permanent Method (Female)	133707	5856	52.6	9763	43.8
Permanent Method (Total)	214374	7456	41.7	12015	33.6
IUD	265000	13474	61.0	23307	52.8
Implant	450000	28147	75.1	36289	48.4
Injectables	5269465	193950	44.2	382722	43.6
Oral Pill	10816268	310321	34.4	625545	34.7
Condom	1941381	52216	32.3	101337	31.3

**Table-2: List of Divisions according to descending order of Achievement Rate against their projections of Clinical Methods for the period July 2021 to August 2021**

Sl. No.	Permanent Method (Cases)				IUD (Cases)				Implant (Cases)			
	Division	Yearly Projection	Performance	Achi. Rate (%)	Division	Yearly Projection	Performance	Achi. Rate (%)	Division	Yearly Projection	Performance	Achi. Rate (%)
4	Dhaka	58614	3870	39.6	Chattogram	52826	6487	73.7	Dhaka	87920	7478	51.0
3	Rajshahi	22672	1422	37.6	Dhaka	60200	5688	56.7	Barishal	37632	3157	50.3
6	Barishal	12119	722	35.7	Barishal	16598	1465	53.0	Rajshahi	63200	5280	50.1
1	Khulna	22672	1303	34.5	Rajshahi	34750	3057	52.8	Chattogram	83644	6876	49.3
7	Mymensingh	9319	514	33.1	Khulna	20218	1732	51.4	Mymensing	34000	2772	48.9
8	Sylhet	18356	960	31.4	Rangpur	40920	2701	39.6	Sylhet	29720	2423	48.9
2	Rangpur	31001	1375	26.6	Sylhet	19038	1069	33.7	Rangpur	65384	5079	46.6
5	Chattogram	47567	1839	23.2	Mymensingh	20450	1108	32.5	Khulna	48400	3224	40.0

**Table-3: List of 3 (Three) Districts achieved the highest Achievement Rate of Clinical Method against their projections for the period July 2021 to August 2021**

Sl. No.	Permanent Method (Cases)				IUD (Cases)				Implant (Cases)			
	District	Yearly Projection	Performance	Achi. Rate (%)	District	Yearly Projection	Performance	Achi. Rate (%)	District	Yearly Projection	Performance	Achi. Rate (%)
1.	Kushtia	1482	245	99.2	Sherpur	1750	665	228.0	Tangail	6500	1180	108.9
2.	Chuadanga	1289	194	90.3	Khagrachhari	1380	327	142.2	Dhaka	11200	1979	106.0
3.	Dinajpur	3192	447	84.0	Dhaka	9800	2169	132.8	Thakurgaon	4500	571	76.1

**Table-4: List of 3 (Three) Districts achieved the lowest Achievement Rate of Clinical Methods against their projections for the period July 2021 to August 2021**

Sl. No.	Permanent Method (Cases)				IUD (Cases)				Implant (Cases)			
	District	Yearly Projection	Performance	Achi. Rate (%)	District	Yearly Projection	Performance	Achi. Rate (%)	District	Yearly Projection	Performance	Achi. Rate (%)
1.	Khagrachhari	2350	3	0.8	Rajshahi	8500	204	14.4	Satkhira	3800	73	11.5
2.	Bandarban	1400	2	0.9	Kushtia	2500	81	19.4	Narail	3200	76	14.3
3.	B. Baria	2229	5	1.3	Manikganj	4500	147	19.6	Kushtia	5900	151	15.4

**Table-5: Comparative Statement of contraceptive performance for the period between July 2020 to June 2021 and July 2021 to August 2021**

Methods	Yearly Projection (2021-2022)	July 2021 to August,2021		Yearly Projection (2020-2021)	July 2020 to August,2020		Change of July'21 to August.'21 over July'20 to August.'20
		Performance (in CYP)	Achi. Rate (%)		Performance (in CYP)	Achi. Rate (%)	
Permanent Method (Male)	80667	923	6.9	80667	652	4.8	-2.0
Permanent Method (Female)	133707	5051	22.7	133707	3907	17.5	-5.1
Permanent Method (Total)	214374	5974	16.7	214374	4559	12.8	-4.0
IUD	265000	9246	20.9	265000	9833	22.3	1.3
Implant	450000	16832	22.4	450000	8142	10.9	-11.6
Injectables	5233417	193073	22.1	5233417	188772	21.6	-0.5
Oral Pill	10816268	384127	21.3	10742277	315224	17.6	-3.7
Condom	1941381	52138	16.1	1928101	49121	15.3	-0.8

**Table-6: Performance & Distribution of Contraceptives by Method for the month of July2021 and August2021**

Method	Performance		% Change of August'21 over July'21
	July'21	August'21	
Permanent Method (Male, Cases)	652	1600	145.4
Permanent Method (Female, Cases)	3907	5856	49.9
Total Permanent Method (Total, Cases)	4559	7456	63.5
I U D (Cases)	9833	13474	37.0
Implant (Cases)	8142	28147	245.7
Injectables (Doses)	755088	775800	2.7
Oral Pill (Cycles)	4728353	4654821	-1.6
Condom (Pieces)	7368188	7832331	6.3

**Table :7 Contribution of Government, NGOs and Multisectors in respect of Contraceptive Performance during August 2021**

Method	Performance			Share of Contribution in Percentage	
	Govt.	NGOs & Multisectors	Total	Government	NGOs and Multisectors
Permanent Method (Male, Cases)	818	782	1600	51.1	48.9
Permanent Method (Female, Cases)	4925	931	5856	84.1	15.9
Total Permanent Method (Cases)	5743	1713	7456	77.0	23.0
IUD (Cases)	11575	1899	13474	85.9	14.1
Implant (Cases)	25867	2280	28147	91.9	8.1
Injectable (Doses)	670006	105794	775800	86.4	13.6
Oral Pill (Cycles)	4256511	398310	4654821	91.4	8.6
Condom (Pieces)	6543472	1288859	7832331	83.5	16.5

Table -8: Division wise and NGO & Multisector wise Contraceptive Performance for the month of August 2021

Sl. No	NGO and Multisectors	Oral Pill (Cycles)	Condom (Pieces)	Injectable (Vials)	IUD (Cases)	Implant (Nos.)	Permanent Method (Nos.)		
							Male	Female	Total
<b>Rangpur Division</b>									
1	Family Planning Association of Bangladesh (FPAB)	11527	24680	2424	2	30	0	0	0
2	Marie Stopes Clinic	1134	3980	301	44	155	10	11	21
3	Palli Shisu Foundation (PSF)	13103	40962	3914	37	0	0	1	1
4	Sunflower	85	396	127	0	0	0	0	0
5	Shanirvar Bangladesh	1275	700	510	0	0	0	0	0
6	CMH	300	4056	9	0	0	0	2	2
7	R. H. Steps	349	2931	111	0	0	0	0	0
8	MODEL CLINIC	55	1748	9	0	0	0	10	10
9	MOHILA-O-SHISHU SHASTHA KALLYAN SAMITY	0	0	0	0	0	0	0	0
10	IPas Bangladesh	156	100	0	0	0	0	0	0
11	Surjer Hasi Network	4514	8667	3270	0	0	0	1	1
12	Friendship Bangladesh	575	8136	62	0	0	0	0	0
13	Kanchan	6923	13756	1000	5	1	0	0	0
14	Dhaldanga Bohumukhi Samaj Unnayan Sangstha	8075	4400	1980	0	0	0	0	0
15	Lamb Hospital	18	0	42	0	26	0	2	2
16	Dhaldanga Youth Science Club	5010	3150	1490	0	0	0	0	0
17	SAF	310	132	32	0	0	0	0	0
NGO Total		53409	117794	15281	88	212	10	27	37
1	BGB	80	1984	1	0	0	0	0	0
2	Srama Kalyan Kendra	18	18	0	0	0	0	0	0
3	DGHS Health Clinic	511	2044	107	15	141	0	66	66
4	CMH	57	2448	5	0	0	0	0	0
Multisector Total		666	6494	113	15	141	0	66	66
NGO & Multisector		54075	124288	15394	103	353	10	93	103
<b>Rajshahi Division</b>									
1	Family Planning Association of Bangladesh (FPAB)	32991	118167	3679	21	48	0	13	13
2	BAVS	209	5472	85	2	76	83	16	99
3	Marie Stopes Clinic	402	2884	82	35	22	0	0	0
4	Palli Shisu Foundation (PSF)	6411	43630	4837	8	0	0	0	0
5	Jatio Tarun Shanga	0	9600	691	0	0	0	0	0
6	Bamaneh	4723	12024	2086	4	8	0	0	0
7	Tilottoma	2882	26493	2888	2	7	0	5	5
8	Anonnya Somaj Kallyan Samity	0	0	0	0	0	0	0	0
9	Shanirvar Bangladesh	1736	3972	501	3	12	0	0	0
10	Sromo Kallyan Shangstha	639	3972	0	0	0	0	0	0
11	R. H. Steps	148	3312	34	23	0	0	0	0
12	MR CLINIC	465	1723	16	0	0	0	0	0
13	MODEL CLINIC	60	4872	98	0	6	0	40	40
14	SHEBA PROKALPO	0	0	0	0	0	0	0	0
15	POLLI SHISHU CLINIC	1806	2736	476	0	0	0	0	0
16	JTS-GONO UNNAYAN ACADEMY	1422	37512	2089	1	0	0	3	3
17	THANGAMARA	354	5820	155	4	0	0	0	0
18	SHASTO KALLYAN SHANGSTHA	0	0	0	0	0	0	0	0
19	Darpon	19	0	1	0	0	0	0	0
20	IPas Bangladesh	450	1874	4	0	1	0	0	0
21	Surjer Hasi Network	739	5472	583	0	3	0	2	2
22	Population Services & Training Centre (PSTC)	8	6868	444	0	1	0	3	3
23	SORNALY	0	0	0	0	0	0	0	0
24	Chardulai	0	0	0	0	0	0	0	0
25	KMSS	0	12672	578	2	17	0	9	9
NGO Total		55464	309075	19327	105	201	83	91	174
1	DGHS Health Clinic	725	928	16	1	11	0	50	50
Multisector Total		725	928	16	1	11	0	50	50
NGO & Multisector		56189	310003	19343	106	212	83	141	224

Sl. No.	NGO and Multisectors	Oral Pill (Cycles)	Condom (Pieces)	Injectable (Vials)	IUD (Cases)	Implant (Nos.)	Permanent Method (Nos.)		
							Male	Female	Total
<b>Khulna Division</b>									
1	Family Planning Association of Bangladesh (FPAB)	24028	50842	3251	14	51	2	2	4
2	BAVS	299	2016	117	3	7	53	0	53
3	Marie Stopes Clinic	417	2170	71	30	10	0	0	0
4	Palli Shisu Foundation (PSF)	0	0	0	0	0	0	0	0
5	Paribarik Shastha Clinic	2432	7452	1041	15	14	0	0	0
6	Jatio Tarun Shanga	1605	4015	307	6	0	0	0	0
7	Paribar Kallyan Shangstha (PKS)	10365	22321	3841	5	7	0	12	12
8	PSTC	100	2292	152	0	3	0	0	0
9	BRAC	120	825	33	0	0	0	0	0
10	Sromo Kallyan Shangstha	110	120	0	0	0	0	0	0
11	Ad-Din Medical College Hospital	2036	1460	1011	1	0	0	26	26
12	CMH	75	2040	4	0	0	0	0	0
13	R. H. Steps	577	2400	103	5	0	0	0	0
14	CRC	865	1240	45	0	0	0	0	0
15	SGS	2010	3715	427	0	0	0	0	0
16	Police Hospital	122	300	107	0	0	0	0	0
17	Surjer Hasi Network	2898	8127	1867	13	5	0	0	0
18	Friendship Bangladesh	1200	4176	168	0	0	0	0	0
19	BNS TITUMIR	387	3550	0	0	0	0	0	0
20	Peoples Development Community (PDC)	14320	9500	1950	0	0	0	0	0
21	Urban Health Care	666	2709	1073	1	11	0	0	0
22	KMSS	2864	3964	129	0	0	0	1	1
23	Adams	3871	6776	572	0	0	0	0	0
NGO Total		71367	142010	16269	93	108	55	41	96
1	BGB	149	1588	8	0	0	0	0	0
2	Biman Bahini	105	2700	10	0	0	0	0	0
3	Paurasova	66	60	0	0	0	0	0	0
4	DGHS Health Clinic	15	120	15	6	0	0	6	6
5	Jessore Cantonmen	1661	6066	12	0	0	0	8	8
Multisector Total		1996	10534	45	6	0	0	14	14
NGO & Multisector		73363	152544	16314	99	108	55	55	110
<b>Barishal Division</b>									
1	Family Planning Association of Bangladesh (FPAB)	5692	20916	1520	8	21	7	4	11
2	BAVS	219	3924	222	2	27	59	0	59
3	Marie Stopes Clinic	277	870	69	23	7	21	0	21
4	Paribarik Shastha Clinic	134	1255	235	0	0	0	0	0
5	Shanirvar Bangladesh	2490	4348	3593	1	0	0	0	0
6	BRAC	50	312	59	0	0	0	0	0
7	R. H. Steps	111	240	0	11	2	0	0	0
8	IPas Bangladesh	15	50	1	0	0	0	0	0
9	Surjer Hasi Network	65	180	234	4	0	0	0	0
10	Desh Bangla	225	1250	236	0	4	0	0	0
11	Urban Primary Health Care Project (UPHCP)	862	2100	239	5	1	0	5	5
NGO Total		10140	35445	6408	54	62	87	9	96
1	Srama Kalyan Kendra	42	150	0	0	0	0	0	0
2	DGHS Health Clinic	140	60	1	0	0	0	0	0
Multisector Total		182	210	1	0	0	0	0	0
NGO & Multisector		10322	35655	6409	54	62	87	9	96
<b>Dhaka Division</b>									



Sl. No.	NGO and Multisectors	Oral Pill (Cycles)	Condom (Pieces)	Injectable (Vials)	IUD (Cases)	Implant (Nos.)	Permanent Method (Nos.)		
							Male	Female	Total
1	Family Planning Association of Bangladesh (FPAB)	19838	62276	2506	13	48	14	8	22
2	BAVS	2499	15744	599	18	141	266	34	300
3	Marie Stopes Clinic	3205	12837	803	153	67	14	5	19
4	Paribarik Shastha Clinic	181	888	17	1	0	0	0	0
5	Jatio Tarun Shanga	1252	3684	653	3	5	0	0	0
6	Bamaneh	581	3400	369	8	0	0	0	0
7	Paribar Kallyan Shangstha (PKS)	0	0	0	0	0	0	0	0
8	PSTC	6807	9096	839	19	61	10	7	17
9	Shanirvar Bangladesh	5812	22562	3244	8	22	0	2	2
10	BRAC	1377	8016	118	8	13	0	0	0
11	Sromo Kallyan Shangstha	555	3450	0	0	0	0	0	0
12	Ad-Din Medical College Hospital	1904	3543	283	1	2	0	66	66
13	BAPSA	8317	29354	1990	41	16	0	0	0
14	Radda Barnen	425	7032	292	3	0	0	0	0
15	UTPS	3991	9128	499	18	22	0	1	1
16	PSKP	860	0	53	0	0	0	0	0
17	Gono Shastha Kendra	175	400	18	0	0	0	0	0
18	Anirban Sangsad	288	72	106	0	0	0	0	0
19	CMH	251	3660	18	0	0	0	0	0
20	Spire	720	600	50	0	0	0	0	0
21	Shimantik	8939	17813	1250	243	279	13	10	23
22	TDH CLINIC	1440	3600	29	0	0	0	0	0
23	SHAKTTI FOUNDATION	111	612	17	0	0	0	0	0
24	BWHC	0	0	0	0	0	0	0	0
25	SUKHI PARIBAR SANGSTHA	0	0	0	0	0	0	0	0
26	Association in Training & Management (AITAM)	42	504	15	0	0	0	0	0
27	R. H. Steps	1039	1872	133	21	20	0	5	5
28	AL-FALAH MOJIN CLINIC	34	612	109	0	0	0	0	0
29	VPKA (VP KENDRA)	11370	27670	2020	0	0	0	0	0
30	MMKS	90	504	30	0	0	0	0	0
31	VFWA	408	2676	399	0	0	0	0	0
32	Nari Moytri	2212	6550	628	2	0	0	4	4
33	SGS	202	200	0	0	0	0	0	0
34	CWFD	4	132	251	8	0	0	1	1
35	Surjer Hasi Network	3445	13576	1497	4	31	1	1	2
36	Kumudini Hospital	419	1500	64	0	0	0	12	12
37	Population Services & Training Centre (PSTC)	1348	5118	334	0	36	0	4	4
38	Jonoseba M&C W Songstha	1427	2364	288	10	0	0	0	0
39	Urban Primary Health Care Project (UPHCP)	900	37	37	0	0	0	0	0
40	Sazeda Foundation	161	672	60	1	0	0	0	0
41	Adarsha Paribar Kalyan Shangsta	0	0	0	0	0	0	0	0
42	Rural Health Development Organization(RHDO)	17	288	15	0	0	0	0	0
43	NAGAR SASTHO KENDRO	482	3762	174	1	6	0	0	0
44	Urban Health Care	377	3804	200	10	6	0	7	7
45	Sonali Din	603	618	48	0	0	0	0	0
46	Ahoshania Mission	3230	14272	1397	108	121	3	5	8
47	Active Social Welfare Society	2040	5004	288	5	0	0	0	0
48	Bashundhara Ad-din Medical College Hospital	24	216	11	1	4	0	5	5
49	Surjer Hashi Network (Smiling Sun Franchise)	2159	5199	551	0	0	0	0	0
50	Fatema Nursing Home	1460	8400	200	0	0	0	0	0
NGO Total		103021	323317	22502	708	900	321	177	498
1	Biman Bahini	15	300	0	0	0	0	0	0
2	Sir Salimulla Medical College Hospital (Indoor)	200	1440	132	104	45	0	41	41
3	BGME	3651	19141	795	0	0	0	0	0
4	DGHS Health Clinic	259	669	10	3	0	0	4	4
5	Victoria Hospital Narayanganj	257	222	25	3	11	0	1	1
6	Others Private Clinic	0	0	0	0	0	0	154	154
Multisector Total		4382	21772	962	110	56	0	200	200
NGO & Multisector		107403	345089	23464	818	956	321	377	698
<b>Mymensingh Division</b>									

Sl. No.	NGO and Multisectors	Oral Pill (Cycles)	Condom (Pieces)	Injectable (Vials)	IUD (Cases)	Implant (Nos.)	Permanent Method (Nos.)		
							Male	Female	Total
1	Family Planning Association of Bangladesh (FPAB)	8050	35790	1340	13	0	0	0	0
2	BAVS	0	0	0	0	0	0	0	0
3	Marie Stopes Clinic	157	1014	43	5	0	0	0	0
4	Jatio Tarun Shanga	2972	3930	232	0	0	0	0	0
5	Bamaneh	276	396	119	0	0	0	0	0
6	Shanirvar Bangladesh	968	6584	923	5	1	0	2	2
7	BRAC	0	504	41	4	0	0	0	0
8	Gono Shastha Kendra	0	0	0	0	0	0	0	0
9	MALANCHA SEBA SAMITY	0	0	0	0	0	0	0	0
10	SUPIRAT	0	0	0	0	0	0	0	0
11	R. H. Steps	34	36	3	5	1	0	0	0
12	MODEL CLINIC	121	1104	14	0	0	0	0	0
13	NSDP	0	0	0	0	0	0	0	0
14	Krishi Bisho	0	0	0	0	0	0	0	0
15	IPas Bangladesh	0	12	67	5	0	0	0	0
16	Surjer Hasi Network	928	2088	133	4	0	0	0	0
17	Friendship Bangladesh	245	160	0	0	0	0	0	0
18	Shastha Prokalpo	9	0	67	0	0	0	7	7
NGO Total		13760	51618	2982	41	2	0	9	9
1	BGB	26	750	0	0	0	0	0	0
2	BGME	961	17221	64	0	0	0	0	0
3	DGHS Health Clinic	114	0	2	0	0	0	0	0
Multisector Total		1101	17971	66	0	0	0	0	0
NGO & Multisector		14861	69589	3048	41	2	0	9	9
<b>Chattogram Division</b>									
1	Family Planning Association of Bangladesh (FPAB)	26599	68673	3003	28	66	0	7	7
2	BAVS	511	4560	147	10	41	95	38	133
3	Concern Women for Family Planning (CWFP)	9	200	0	0	0	0	0	0
4	Marie Stopes Clinic	1200	8930	377	111	77	71	11	82
5	Paribarik Shastha Clinic	500	1380	340	0	0	0	0	0
6	Bamaneh	198	288	415	0	0	0	0	0
7	PSTC	70	300	14	32	3	0	0	0
8	Shanirvar Bangladesh	7144	4368	966	16	0	0	0	0
9	BRAC	4	2	0	0	0	0	0	0
10	Sromo Kallyan Shangstha	27	7	28	0	0	0	0	0
11	BAPSA	729	1272	52	0	0	0	0	0
12	FDSR	7722	9878	1693	6	2	0	0	0
13	CMH	1631	18435	109	12	6	0	11	11
14	BWHC	61	240	44	2	0	0	0	0
15	SUPIRAT	2402	2856	968	8	0	0	0	0
16	PROSHANTI	953	972	348	2	0	0	0	0
17	NISKRITY	1017	2092	392	0	0	0	0	0
18	IMAGE	2409	8458	198	4	11	0	4	4
19	MOMOTA	5158	13634	923	80	74	0	33	33
20	SUS (TMA , NASIRABAD)	0	0	0	0	0	0	0	0
21	SHED	0	0	0	0	0	0	0	0
22	ISDE	0	0	0	0	0	0	0	0
23	CUFL	58	600	0	0	0	0	0	0
24	JUSH	0	0	0	0	0	0	0	0
25	R. H. Steps	795	1344	273	12	0	0	0	0
26	MODEL CLINIC	1083	1680	14	2	16	0	22	22
27	BANDHAN	822	890	217	0	0	0	0	0
28	Ghasful	535	9200	33	0	0	0	0	0
29	SMC	916	2244	71	32	5	0	0	0
30	IPas Bangladesh	200	192	9	6	0	0	0	0
31	Surjer Hasi Network	2204	3218	1350	11	7	0	0	0
32	Saya Path	658	4048	201	11	0	32	0	32
33	B.R.D.B	57	96	47	0	0	0	0	0
34	RTMI	2001	5616	408	16	57	0	0	0
35	NAGAR MATRI SADAN	1205	3024	418	22	43	4	8	12
36	Urban Health Care	1020	1848	302	3	10	0	0	0
37	Mission Hospital, Chandraghona	900	1200	12	0	0	0	0	0
38	Surjer Hashi Network (Smiling Sun Franchise)	155	4	33	21	9	0	0	0
NGO Total		70953	181749	13405	447	427	202	134	336
1	BGB	79	1344	5	0	0	0	0	0
2	Comilla Cantonment	175	3500	10	0	0	0	10	10
3	Biman Bahini	102	2976	7	0	0	0	0	0
4	Navy	295	12436	35	0	0	0	0	0
5	Railway Hospital	144	144	12	0	0	0	0	0
6	BGC Traust	0	0	0	0	0	0	0	0
7	BGME	44	80	0	0	0	0	0	0
8	DGHS Health Clinic	943	760	53	69	59	0	16	16
9	BKMEA	246	252	46	0	0	0	0	0
10	Others Private Clinic	0	0	0	0	0	0	16	16
11	Worker Welfare Centre	29	456	0	0	0	0	0	0
Multisector Total		2057	21948	168	69	59	0	42	42
NGO & Multisector		73010	203697	13573	516	486	202	176	378
<b>Sylhet Division</b>									

Sl. No.	NGO and Multisectors	Oral Pill (Cycles)	Condom (Pieces)	Injectable (Vials)	IUD (Cases)	Implant (Nos.)	Permanent Method (Nos.)		
							Male	Female	Total
1	Family Planning Association of Bangladesh (FPAB)	470	10500	340	0	18	1	7	8
2	BAVS	721	4188	114	0	17	11	0	11
3	Marie Stopes Clinic	709	1749	61	35	16	0	7	7
4	BRAC	210	1320	488	7	0	0	0	0
5	CMH	145	2322	4	0	0	0	0	0
6	Shimantik	2294	13132	3382	35	48	12	42	54
7	BWHC	968	3414	1572	0	0	0	0	0
8	RED CRESCENT SANGSTHA	91	24	19	0	0	0	0	0
9	R. H. Steps	171	888	21	0	0	0	0	0
10	VARD, SYLHET	0	0	0	0	0	0	0	0
11	Sylhet Samaj Kallyan Sangatha	1454	6105	1980	0	0	0	5	5
12	Surjer Hasi Network	498	2410	120	0	0	0	1	1
13	SUPPS	347	406	119	0	0	0	0	0
14	TIL Welfare Division	40	384	0	0	0	0	0	0
15	Govt. Labour Welfare Center	0	0	0	0	0	0	0	0
NGO Total		8118	46842	8220	77	99	24	62	86
1	BGB	3	400	0	0	0	0	0	0
2	Srama Kalyan Kendra	127	152	0	0	0	0	0	0
3	DGHS Health Clinic	839	600	29	85	2	0	9	9
Multisector Total		969	1152	29	85	2	0	9	9
NGO & Multisector		9087	47994	8249	162	101	24	71	95
<b>NGO &amp; Multisector Grand Total of National</b>		<b>398310</b>	<b>1288859</b>	<b>105794</b>	<b>1899</b>	<b>2280</b>	<b>782</b>	<b>931</b>	<b>1713</b>

**Table -9: District wise Projection, Performance and Achievement Rate of Permanent and Long Acting Methods**

District	Permanent Method (Cases)					IUD (Cases)					Implant (Cases)				
	Yearly Projection	Reporting Month		July'21 to August'21		Yearly Projection	Reporting Month		July'21 to August'21		Yearly Projection	Reporting Month		July'21 to August'21	
		Perform.	Achi. Rate(%)	Perform.	Achi. Rate(%)		Perform.	Achi. Rate(%)	Perform.	Achi. Rate(%)		Perform.	Achi. Rate(%)	Perform.	Achi. Rate(%)
Dinajpur	3192	287	107.9	447	84.0	3200	199	74.6	328	61.5	13500	908	80.7	1319	58.6
Thakurgaon	2207	145	78.8	221	60.1	1950	68	41.8	100	30.8	4500	560	149.3	571	76.1
Panchagarh	1752	32	21.9	66	22.6	1970	65	39.6	125	38.1	4584	261	68.3	312	40.8
Nilphamari	1932	91	56.5	149	46.3	2800	196	84.0	352	75.4	5800	417	86.3	497	51.4
Rangpur	3322	107	38.7	148	26.7	9300	248	32.0	456	29.4	11500	646	67.4	879	45.9
Kundram	12381	72	7.0	93	4.5	9500	246	31.1	428	27.0	10200	378	44.5	459	27.0
Gaibandha	1138	112	118.1	152	80.1	5300	285	60.0	494	55.9	6800	461	81.4	647	57.1
Lalmonirhat	5077	68	16.1	99	11.7	6900	245	42.6	418	36.3	8500	285	40.2	395	27.9
<b>Rangpur Div.</b>	<b>31001</b>	<b>914</b>	<b>35.4</b>	<b>1375</b>	<b>26.6</b>	<b>40920</b>	<b>1532</b>	<b>44.9</b>	<b>2701</b>	<b>39.6</b>	<b>65384</b>	<b>3916</b>	<b>71.9</b>	<b>5079</b>	<b>46.6</b>
Bogura	4952	177	42.9	280	33.9	5050	385	91.5	548	65.1	13200	1201	109.2	1512	68.7
Joipurhat	879	66	90.1	121	82.6	1800	147	98.0	197	65.7	5800	483	99.9	561	58.0
Naogaon	1462	72	59.1	97	39.8	3200	190	71.3	290	54.4	6500	645	119.1	659	60.8
Chapai Nawabganj	3188	103	38.3	167	31.4	4200	98	23.0	166	23.7	4800	125	31.3	145	18.1
Raishahi	6156	223	43.5	361	35.2	8500	147	20.0	204	14.4	11000	483	52.7	687	37.5
Natore	2834	150	63.5	247	52.3	2700	108	48.0	167	37.1	6500	571	105.4	650	60.0
Pabna	1126	33	35.2	55	29.3	4500	286	78.3	494	65.9	7900	374	56.8	425	32.3
Seraiganj	2075	53	30.7	94	27.2	4800	542	135.5	991	123.9	7500	484	77.4	641	51.3
<b>Rajshahi Div.</b>	<b>22672</b>	<b>877</b>	<b>46.4</b>	<b>1422</b>	<b>37.6</b>	<b>34750</b>	<b>1903</b>	<b>65.7</b>	<b>3057</b>	<b>52.8</b>	<b>63200</b>	<b>4366</b>	<b>82.9</b>	<b>5280</b>	<b>50.1</b>
Kushia	1482	130	105.3	245	99.2	2500	46	22.1	81	19.4	5900	227	46.2	151	15.4
Meherpur	845	41	58.2	69	49.0	1100	24	26.2	37	20.2	1500	54	43.2	74	29.6
Chuadanga	1289	123	114.5	194	90.3	1494	63	50.6	105	42.2	3500	179	61.4	181	31.0
Jhenaidaha	1262	59	56.1	112	53.2	1550	111	85.9	185	71.6	5500	229	50.0	177	19.3
Magura	1694	69	48.9	89	31.5	1850	87	56.4	163	52.9	3700	263	85.3	146	23.7
Narail	1455	17	14.0	34	14.0	1250	53	50.9	75	36.0	3200	107	40.1	76	14.3
Jashore	1584	78	59.1	113	42.8	3200	141	52.9	198	37.1	8300	434	62.7	357	25.8
Khulna	2120	151	85.5	251	71.0	3500	311	106.6	508	87.1	8200	545	79.8	442	32.3
Bagerhat	1428	99	49.6	79	33.2	1900	134	84.6	186	58.7	4800	338	84.5	192	24.0
Satkhira	2168	81	44.8	117	32.4	1874	117	74.9	194	62.1	3800	297	93.8	73	11.5
<b>Khulna Div.</b>	<b>15327</b>	<b>808</b>	<b>63.3</b>	<b>1303</b>	<b>51.0</b>	<b>20218</b>	<b>1087</b>	<b>64.5</b>	<b>1732</b>	<b>51.4</b>	<b>48400</b>	<b>2673</b>	<b>66.3</b>	<b>1869</b>	<b>23.2</b>
Barguna	1540	51	39.7	100	39.0	2229	75	40.4	124	33.4	8200	431	63.1	574	42.0
Patuakhali	2400	89	44.5	161	40.3	4053	268	79.3	459	67.9	7332	612	100.2	817	66.9
Barishal	2270	127	67.1	220	58.1	4200	183	52.3	351	50.1	8200	501	73.3	741	54.2
Jhalakati	2622	29	13.3	45	10.5	1200	39	39.0	73	36.5	3200	100	37.5	142	26.6
Bhola	2483	66	31.9	84	20.3	2364	136	69.0	223	56.6	6500	237	43.8	352	35.3
Pirojpur	804	63	94.0	111	82.8	2552	136	63.9	235	55.3	4200	338	96.6	501	71.6
<b>Barishal Div.</b>	<b>12119</b>	<b>425</b>	<b>42.1</b>	<b>722</b>	<b>35.7</b>	<b>16598</b>	<b>837</b>	<b>60.5</b>	<b>1465</b>	<b>53.0</b>	<b>37632</b>	<b>2219</b>	<b>70.8</b>	<b>3157</b>	<b>50.3</b>
Gopalganj	2377	160	80.8	231	58.3	2500	66	31.7	97	23.3	4800	323	80.8	382	47.8
Madaripur	955	53	66.6	79	49.6	3200	109	40.9	221	41.4	6500	133	24.6	184	17.0
Shariatpur	825	48	69.8	65	47.3	1200	149	149.0	253	126.5	5500	164	35.8	173	18.9
Faridpur	2800	187	80.1	287	61.5	3500	193	66.2	372	63.8	7500	446	71.4	618	49.4
Rajbari	950	52	65.7	82	51.8	2800	165	70.7	289	61.9	5520	263	57.2	332	36.1
Dhaka	12197	753	74.1	1291	63.5	9800	1123	137.5	2169	132.8	11200	1222	130.9	1979	106.0
Gazipur	7956	66	10.0	91	6.9	5500	151	32.9	294	32.1	7500	224	35.8	281	22.5
Munshiganj	5292	71	16.1	117	13.3	2800	89	38.1	157	33.6	6500	213	39.3	278	25.7
Narayanganj	4761	139	35.0	218	27.5	6500	174	32.1	289	26.7	7200	299	49.8	455	37.9
Narsingdi	3303	269	97.7	458	83.2	3500	255	87.4	466	79.9	5500	245	53.5	390	42.5
Manikganj	4675	162	41.6	221	28.4	4500	92	24.5	147	19.6	6200	351	67.9	431	41.7
Tangail	10852	217	24.0	321	17.7	8200	274	40.1	447	32.7	8500	967	178.5	1180	108.9
Kishoreganj	1671	103	74.0	125	44.9	6200	141	27.3	220	21.3	7500	660	105.6	686	55.7
<b>Dhaka Div.</b>	<b>58614</b>	<b>2280</b>	<b>46.7</b>	<b>3586</b>	<b>36.7</b>	<b>60200</b>	<b>2981</b>	<b>59.4</b>	<b>5421</b>	<b>54.0</b>	<b>87920</b>	<b>5510</b>	<b>75.2</b>	<b>7379</b>	<b>50.4</b>
Jamalpur	2021	80	47.5	110	32.7	3500	94	32.2	133	22.8	7500	319	51.0	372	29.8
Sherpur	1725	73	50.8	52	18.1	1750	390	267.4	665	228.0	7200	713	118.8	825	68.8
Mymensingh	3808	246	77.5	277	43.6	13100	291	26.7	487	22.3	11500	693	72.3	795	41.5
Netrokona	1765	118	80.2	64	21.8	2100	47	26.9	90	25.7	7800	424	65.2	879	67.6
<b>Mymensingh Div.</b>	<b>9319</b>	<b>517</b>	<b>66.6</b>	<b>503</b>	<b>32.4</b>	<b>20450</b>	<b>822</b>	<b>48.2</b>	<b>1375</b>	<b>40.3</b>	<b>34000</b>	<b>2149</b>	<b>75.8</b>	<b>2871</b>	<b>50.7</b>
B. Baria	2229	34	18.3	5	1.3	4500	275	73.3	439	58.5	11000	516	56.3	575	51.4
Cumilla	5541	272	58.9	243	26.3	10500	686	78.4	1260	72.0	12200	753	74.1	1081	33.2
Chandpur	2930	148	60.6	143	29.3	5200	370	85.4	671	77.4	7900	524	79.6	766	58.2
Feni	2603	91	42.0	64	14.8	2796	256	109.9	475	101.9	5500	332	72.4	471	51.4
Noakhali	2292	154	80.6	162	42.4	4500	334	89.1	543	72.4	8600	516	72.0	666	46.5
Laxmipur	16307	45	3.3	58	2.1	8650	176	24.4	365	25.3	9144	273	35.8	420	27.6
Chattoagram	4482	277	74.2	251	33.6	7800	833	128.2	1465	112.7	13600	1147	101.2	1350	59.6
Cox's Bazar	5468	61	13.4	54	5.9	4800	329	82.3	607	75.9	7800	590	90.8	875	67.3
Rangamati	1965	5	3.1	12	3.7	1300	101	93.2	163	75.2	2500	232	114.4	285	68.4
Khagrachhari	2350	8	4.1	3	0.8	1380	207	180.0	327	142.2	2400	118	59.0	153	38.3
Bandarban	1400	12	10.3	2	0.9	1400	96	82.3	172	73.7	3000	204	81.6	234	46.8
<b>Chattoagram Div.</b>	<b>47567</b>	<b>1107</b>	<b>27.9</b>	<b>997</b>	<b>12.6</b>	<b>52826</b>	<b>3663</b>	<b>83.2</b>	<b>6487</b>	<b>73.7</b>	<b>83644</b>	<b>5205</b>	<b>74.7</b>	<b>6876</b>	<b>49.3</b>
Sylhet	2202	208	113.4	105	28.6	3655	147	48.3	266	43.7	7900	310	47.1	389	29.5
Habiganj	8908	136	18.3	40	2.7	5383	147	32.8	247	27.5	6300	597	113.7	693	66.0
Moulavibazar	4246	25	7.1	24	3.4	3800	152	48.0	261	41.2	5520	435	94.6	508	55.2
Sunamganj	3000	159	63.6	58	11.6	6200	203	39.3	295	28.5	10000	767	92.0	833	50.0
<b>Sylhet Div.</b>	<b>18356</b>	<b>528</b>	<b>34.5</b>	<b>227</b>	<b>7.4</b>	<b>19038</b>	<b>649</b>	<b>40.9</b>	<b>1069</b>	<b>33.7</b>	<b>29720</b>	<b>21</b>			

**Table-10: District wise Projection, Performance and Achievement Rate of Short Acting Methods**

District	Yearly Projection	Injectables				Oral Pill				Condom					
		Reporting Month		July'21 to August'21		Reporting Month		July'21 to August'21		Reporting Month		July'21 to August'21			
		Perform. (in CYP)	Achl. Rate (%)	Perform.	Achl. Rate (%)	Perform. (in CYP)	Achl. Rate (%)	Perform.	Achl. Rate (%)	Perform. (in CYP)	Achl. Rate (%)	Perform.	Achl. Rate (%)		
Dinaipur	127040	3041	28.7	6119	28.9	260767	8669	39.9	17091	39.3	46804	785	20.1	1480	19.0
Thakurgaon	58168	2407	49.7	4784	49.3	119397	3302	33.2	6582	33.1	21430	239	13.4	439	12.3
Panchagarh	45110	2142	57.0	4361	58.0	92594	3865	50.1	7667	49.7	16619	235	17.0	473	17.1
Nilphamari	78976	3351	50.9	6884	52.3	162109	2102	15.6	5151	19.1	29096	368	15.2	726	15.0
Rangpur	116309	5344	55.1	10427	53.8	238739	5335	26.8	11493	28.9	42851	774	21.7	1580	22.1
Kungram	102764	5820	65.6	11252	65.7	210936	3204	52.4	18755	53.3	37860	796	25.2	1591	25.2
Gaibandha	105710	6156	39.9	12540	71.2	216983	5327	29.5	11618	32.1	38946	895	27.6	1941	29.9
Lalmonirhat	53647	2864	64.1	5820	65.1	110118	1933	21.1	4587	25.0	19765	294	17.8	571	17.9
<b>Rangpur Div.</b>	<b>687724</b>	<b>30925</b>	<b>54.0</b>	<b>62187</b>	<b>54.3</b>	<b>1411643</b>	<b>39737</b>	<b>33.8</b>	<b>82944</b>	<b>35.3</b>	<b>253371</b>	<b>4386</b>	<b>20.8</b>	<b>8801</b>	<b>20.8</b>
Bogura	147522	3767	30.6	7728	31.4	302808	8102	32.1	16540	33.0	54350	1972	43.5	3584	39.6
Joipurhat	40761	597	17.6	1182	17.4	83668	1957	28.1	3948	28.3	15017	322	25.7	595	23.8
Naogaon	112970	2298	24.4	4790	25.4	231885	7613	39.4	15652	40.5	41620	951	27.4	1840	26.5
Nawabganj	72361	1521	25.2	3201	26.5	148530	1554	12.6	2287	9.2	26659	906	40.0	1772	39.9
Rajshahi	118079	3446	35.0	6693	34.0	242374	4296	21.3	8249	20.4	43503	1921	53.0	3795	52.3
Natore	78958	1548	23.5	3224	24.5	162071	2448	18.1	4890	18.1	29090	862	35.6	1709	35.2
Pabna	112724	3678	39.2	7076	37.7	231380	7801	40.5	14981	38.8	41530	1142	33.0	2048	29.6
Serajganj	126511	6232	59.1	12395	58.8	258681	8672	40.1	17917	41.4	46609	2004	51.6	3758	48.4
<b>Rajshahi Div.</b>	<b>809896</b>	<b>23087</b>	<b>34.2</b>	<b>46289</b>	<b>34.3</b>	<b>1662397</b>	<b>42443</b>	<b>30.6</b>	<b>84564</b>	<b>30.5</b>	<b>298378</b>	<b>10080</b>	<b>40.5</b>	<b>19101</b>	<b>38.4</b>
Kushtia	87880	3235	44.2	6038	41.2	180386	5592	37.2	10948	36.4	32377	1073	39.8	2072	38.4
Meherpur	30922	1846	71.6	63472	74.1	63472	1214	23.0	2410	22.8	11392	389	41.0	706	37.2
Chuadanga	49546	2100	50.9	4076	49.4	101700	2411	28.4	4707	27.8	18254	427	28.1	795	26.1
Jhenaidaha	75037	1719	27.5	3343	26.7	154023	4031	31.4	7999	31.2	27645	584	25.3	1112	24.1
Magura	36802	1060	34.6	2033	33.1	75542	2684	42.6	5402	42.9	13559	325	28.8	616	27.8
Narail	29486	995	40.5	1889	38.4	60525	2032	40.3	4167	41.3	10863	386	42.6	756	41.3
Jashore	117531	5234	53.4	10263	52.4	241248	6524	32.5	13652	34.0	43301	1341	37.2	2655	36.8
Khulna	95141	3047	38.4	6206	39.1	195290	7762	47.8	15835	48.7	35052	1382	47.3	2632	45.1
Bagerhat	57830	1901	39.4	3613	37.5	118704	5359	54.2	10327	52.2	21306	717	40.4	1353	38.1
Satkhira	83660	2886	38.5	5274	37.8	171724	6530	45.6	13057	45.6	30822	1057	41.2	1984	38.6
<b>Khulna Div.</b>	<b>663835</b>	<b>23823</b>	<b>43.1</b>	<b>46553</b>	<b>42.1</b>	<b>1362614</b>	<b>44159</b>	<b>38.9</b>	<b>88504</b>	<b>39.0</b>	<b>244571</b>	<b>7681</b>	<b>37.7</b>	<b>14681</b>	<b>36.0</b>
Barguna	37786	1756	55.8	3462	55.0	77561	3346	51.8	6591	51.0	13921	236	20.3	449	19.4
Patuakhali	64969	3476	64.2	6932	64.0	133358	5410	48.7	10832	48.7	23936	436	21.9	851	21.3
Barishal	81297	3867	57.1	7636	56.4	166872	4314	30.3	9397	33.8	29951	741	26.7	1452	29.1
Jhalakati	22007	820	44.7	1529	41.7	45173	773	20.5	1802	23.9	4108	166	48.5	314	45.9
Bhola	70911	7105	120.2	14092	119.2	145555	2861	23.6	5646	23.3	26125	286	13.1	547	12.6
Pirojpur	39225	1883	57.6	3729	57.0	80514	4053	60.4	8393	62.5	14451	505	41.9	988	41.0
<b>Barishal Div.</b>	<b>316195</b>	<b>18909</b>	<b>71.8</b>	<b>37380</b>	<b>70.9</b>	<b>649033</b>	<b>20657</b>	<b>38.2</b>	<b>42661</b>	<b>39.4</b>	<b>112492</b>	<b>2370</b>	<b>25.3</b>	<b>4601</b>	<b>24.5</b>
Gopalganj	42285	1095	31.1	2150	30.5	86796	4102	56.7	7854	54.3	15579	528	40.7	1017	39.2
Madaripur	44716	1730	46.4	3510	47.1	91795	3400	44.5	6791	44.4	16474	381	27.8	772	28.1
Shariatpur	41204	1043	30.4	2074	30.2	84576	2190	31.1	4379	31.1	15180	300	23.7	583	23.0
Faridpur	75739	2024	32.1	3804	30.1	155465	5529	42.7	10810	41.7	27904	991	42.6	1959	42.1
Rajbari	44883	1446	38.7	2890	38.6	92129	2802	36.5	5326	34.7	16536	481	34.9	1028	37.3
Dhaka	140866	7121	60.7	13903	59.2	289145	13037	54.1	24898	51.7	51898	3194	73.9	6145	71.0
Gazipur	81371	1672	24.7	3207	23.6	167024	5772	41.5	11295	40.6	29979	1090	43.6	2035	40.7
Munshiganj	57703	1087	22.6	2150	22.4	118444	2870	29.1	6215	31.5	21259	555	31.3	1086	30.7
Narayanganj	102548	4124	48.3	8062	47.2	210492	8267	47.1	16051	45.8	37781	1207	38.3	2376	37.7
Narshingdi	83845	3899	55.8	7513	53.8	172102	6429	44.8	12601	43.9	30890	930	36.1	1785	34.7
Manikganj	58718	1464	29.9	2553	26.1	120527	3317	33.0	6379	31.8	21633	624	34.6	1209	33.5
Tangail	161665	4875	36.2	9576	35.5	331839	6645	24.0	11609	21.0	59561	1470	29.6	2812	28.3
Kishoreganj	108258	3006	33.3	6118	33.9	222213	6976	37.7	14633	39.5	39884	937	28.2	1911	28.7
<b>Dhaka Div.</b>	<b>1043801</b>	<b>34586</b>	<b>39.8</b>	<b>67510</b>	<b>38.8</b>	<b>2142537</b>	<b>71336</b>	<b>40.0</b>	<b>138841</b>	<b>38.9</b>	<b>384558</b>	<b>12688</b>	<b>39.6</b>	<b>24718</b>	<b>38.6</b>
Jamalpur	93414	2029	26.1	4101	26.3	191745	3874	24.2	8340	26.1	34416	556	19.4	1125	19.6
Sherpur	61547	5611	109.4	11012	107.4	126334	5509	52.3	12871	61.1	22675	1815	96.1	3513	93.0
Mymensingh	201944	2874	15.9	5335	15.9	414517	4333	12.5	9207	13.3	74400	1067	17.2	2115	17.1
Netrokona	80466	3312	49.4	6565	49.0	165167	4338	31.5	9707	35.3	29645	854	34.6	1702	34.4
<b>Mymensingh Div.</b>	<b>437371</b>	<b>13626</b>	<b>37.4</b>	<b>27013</b>	<b>37.1</b>	<b>897763</b>	<b>18054</b>	<b>24.1</b>	<b>40125</b>	<b>26.8</b>	<b>161136</b>	<b>4292</b>	<b>32.0</b>	<b>8455</b>	<b>31.5</b>
B. Baria	102278	2920	34.3	5831	34.2	209940	5507	31.5	10939	31.3	37681	884	28.2	1788	28.5
Cumilla	214659	7980	44.6	15580	43.5	440617	11213	30.5	22184	30.2	79085	1590	24.1	3136	23.8
Chandpur	90645	3476	46.0	6903	45.7	186062	4399	28.4	8715	28.1	33396	408	14.7	785	14.1
Feni	54133	2066	45.8	4179	46.3	111116	2603	28.1	5255	28.4	19944	466	28.0	935	28.7
Noakhali	112704	3894	41.5	7475	39.8	231341	5020	26.0	9687	25.1	41523	731	21.1	1403	20.3
Laxmipur	62810	3860	73.7	7714	73.7	128825	2486	23.1	4926	22.9	23140	211	10.9	430	11.1
Chattoagram	203244	5378	31.8	10691	31.6	417185	10125	29.1	19790	28.5	74879	1664	26.7	3096	24.8
Cox's Bazar	81913	4936	72.3	9646	70.7	168138	5024	35.9	10032	35.8	30179	617	24.5	1196	23.8
Rangamati	19203	786	49.1	1476	46.1	39417	2314	70.4	4629	70.5	7075	277	47.0	543	46.0
Khadraichhari	21840	897	49.3	1705	46.8	44829	2426	64.9	4911	65.7	8046	182	27.1	382	28.5
Bandarban	14064	751	64.1	1485	63.4	28867	1451	60.3	2872	59.7	5181	199	46.1	399	46.2
<b>Chattoagram Div.</b>	<b>977493</b>	<b>36944</b>	<b>45.4</b>	<b>72885</b>	<b>44.6</b>	<b>2006437</b>	<b>52568</b>	<b>31.4</b>	<b>103940</b>	<b>31.1</b>	<b>360129</b>	<b>7229</b>	<b>24.1</b>	<b>14113</b>	<b>23.5</b>
Sylhet	114882	6284	65.6	12078	63.1	235810	5603	28.5	11758	29.9	42325	1642	4		

**Table -11: Method wise Users (Normal & Postpartum as Old, New, Dropout, Postpartum Expire) and CAR by District at the end of August 2021**

Name of District	Total Eligible Couple	Oral Pill											Total Oral Pill
		Normal					Postpartum						
		Old	New	Total	Dropout		Old	New	Total	Dropout		Postpartum Expire	
					No Method	Switch Over				No Method	Switch Over		
Dinajpur	669471	255352	1285	256637	938	720	16531	1080	17611	100	141	643	274248
Thakurgaon	306404	114998	709	115707	463	307	4787	337	5124	54	37	331	120831
Panchagarh	237713	97285	593	97878	417	345	3935	306	4241	24	33	219	102119
Niuphaman	416085	158564	1021	159585	587	539	7738	540	8278	47	72	383	167863
Rangpur	623632	222038	1430	223468	985	641	10484	486	10970	89	47	292	234438
Kurigram	541932	197748	1432	199180	772	551	8034	572	8606	86	118	400	207786
Gaibandha	556965	208205	1590	209795	1046	901	6004	416	6420	71	69	238	216215
Lalmonirhat	282777	96274	788	97062	534	279	4805	287	5092	44	45	138	102154
<b>Rangpur Div.</b>	<b>3634979</b>	<b>1350464</b>	<b>8848</b>	<b>1359312</b>	<b>5742</b>	<b>4283</b>	<b>62318</b>	<b>4024</b>	<b>66342</b>	<b>515</b>	<b>562</b>	<b>2644</b>	<b>1425654</b>
Bogura	777089	300783	1798	302581	1360	1070	12825	854	13679	71	111	672	316260
Joipurhat	214715	81716	566	82282	362	197	3330	255	3585	11	56	181	85867
Naogaon	595118	249184	1480	250664	910	627	9166	552	9718	54	44	433	260382
Chapainawabganj	381454	136602	865	137467	541	287	5178	388	5866	39	41	216	143033
Rajshahi	621773	200861	2406	203267	1390	1148	10354	671	11025	190	272	214	214292
Natore	415865	157104	1200	158304	720	474	7587	462	8049	38	90	339	166353
Pabna	593842	210288	1201	211489	728	401	8652	534	9186	45	89	275	220675
Seraiganj	666714	251349	1495	252844	1165	678	16885	847	17732	114	135	527	270576
<b>Rajshahi Div.</b>	<b>4266570</b>	<b>1587887</b>	<b>11011</b>	<b>1598898</b>	<b>7176</b>	<b>4882</b>	<b>73977</b>	<b>4563</b>	<b>78540</b>	<b>562</b>	<b>838</b>	<b>2857</b>	<b>1677438</b>
Kustia	462860	146092	1036	147128	647	421	6908	445	7353	72	78	378	154481
Meherpur	162864	45128	257	45385	115	85	1221	85	1306	7	34	23	46691
Chuadanga	261070	89423	596	90019	335	297	4233	297	4530	19	59	200	94549
Jhenaidaha	395014	145147	613	145760	537	242	5519	333	5852	55	41	184	151612
Magura	193999	71872	453	72325	251	182	4520	315	4835	47	28	152	77160
Narail	155411	59319	563	59882	393	151	2060	148	2208	27	38	37	62090
Jashore	619243	190073	976	191049	698	404	7324	406	7730	64	106	289	198779
Khulna	501208	178105	2326	180431	803	522	5550	355	5905	87	66	142	186336
Bagerhat	304374	114423	817	115240	625	388	6077	365	6442	61	69	222	121682
Satkhira	440792	172655	1009	173664	792	463	5744	470	6214	44	49	332	179878
<b>Khulna Div.</b>	<b>3496835</b>	<b>1212237</b>	<b>8646</b>	<b>1220883</b>	<b>5196</b>	<b>3155</b>	<b>49156</b>	<b>3219</b>	<b>52375</b>	<b>483</b>	<b>568</b>	<b>1959</b>	<b>1273258</b>
Barguna	199145	65007	1228	66235	547	542	5299	343	5642	60	94	167	71877
Patuakhali	340172	113392	839	114231	544	422	7623	376	7999	66	108	191	122230
Barishal	428291	151889	1177	153066	883	495	8310	456	8766	83	73	261	161832
Jhalakati	116433	40299	455	40754	227	99	2002	172	2174	46	44	38	42928
Bhola	373513	108126	666	108792	603	343	8745	572	9317	71	79	377	118109
Pirojpur	206686	76207	640	76847	1273	363	6597	512	7109	150	75	287	83956
<b>Barishal Div.</b>	<b>1664240</b>	<b>554920</b>	<b>5005</b>	<b>559925</b>	<b>4077</b>	<b>2264</b>	<b>38576</b>	<b>2431</b>	<b>41007</b>	<b>476</b>	<b>473</b>	<b>1321</b>	<b>600932</b>

Name of District	Total E. Couple	Oral Pill											Total Oral Pill
		Normal					Postpartum						
		Old	New	Total	Dropout		Old	New	Total	Dropout		Postpartum Expire	
					No Method	Switch Over				No Method	Switch Over		
Gopalganj	222988	86578	633	87211	425	261	3643	174	3817	63	37	107	91028
Madaripur	235682	83405	496	83901	321	183	4414	254	4668	36	31	156	88569
Shariatpur	217035	72715	415	73130	246	115	4913	213	5126	110	40	137	78256
Faridpur	399057	132615	1118	133733	732	469	6120	501	6621	156	77	208	140354
Rajbari	236601	80196	635	80831	415	295	4215	251	4466	39	48	145	85297
Dhaka	741745	239699	1533	241232	2071	573	10385	732	11117	123	114	283	252349
Gazipur	428676	174498	667	175165	599	267	7028	439	7467	45	45	202	182632
Munshiganj	303708	104935	620	105555	364	254	6053	284	6337	28	58	189	111892
Narayanganj	540294	195756	1550	197306	1077	678	9816	668	10484	92	118	409	207790
Narsingdi	441653	157687	1164	158851	610	435	7214	481	7695	56	40	254	166546
Manikganj	309186	106221	721	106942	593	301	5005	349	5354	64	42	288	112296
Tangail	850964	331870	1381	333251	1152	485	10699	702	11401	99	111	439	344652
Kishoreganj	570108	219860	1889	221749	1222	775	11272	582	11854	186	161	294	233603
<b>Dhaka Div.</b>	<b>5497697</b>	<b>1986035</b>	<b>12822</b>	<b>1998857</b>	<b>9827</b>	<b>5091</b>	<b>90777</b>	<b>5630</b>	<b>96407</b>	<b>1097</b>	<b>922</b>	<b>3111</b>	<b>2095264</b>
Jamalpur	492071	174327	696	175023	596	360	8742	399	9141	58	116	257	184164
Sherpur	324501	123579	1083	124662	700	399	5644	328	5972	28	59	227	130634
Mymensingh	1064113	479516	2905	482421	2226	1034	29385	1629	31014	130	116	1219	513435
Netrokona	423973	175585	1048	176633	726	399	9344	503	9847	103	60	348	186480
<b>Mymensingh Div.</b>	<b>2304658</b>	<b>953007</b>	<b>5732</b>	<b>958739</b>	<b>4248</b>	<b>2192</b>	<b>53115</b>	<b>2859</b>	<b>55974</b>	<b>319</b>	<b>351</b>	<b>2051</b>	<b>1014713</b>
Brahmanbaria	539337	157436	1003	158439	948	321	13521	624	14145	158	2842	388	172584
Cumilla	1126905	377750	2367	380117	1647	992	27469	1473	28942	277	180	846	409059
Chandpur	477584	170175	849	171024	749	363	13136	723	13859	82	114	490	184883
Feni	285416	83095	647	83742	398	261	6776	364	7140	93	96	104	90882
Noakhali	593870	188743	865	189608	808	284	14359	593	14952	110	83	302	204560
Lakshimpur	330700	100785	561	101346	436	150	7017	313	7330	54	37	185	108676
Chattogram	1070096	388514	2289	390803	1449	871	21257	1058	22315	229	154	550	413118
Cox's Bazar	432193	139352	1027	140379	716	376	14081	570	14651	111	107	1440	155030
Rangamati	101082	38803	255	39058	174	86	1053	106	1159	11	32	66	40217
Khagrachhari	115173	46778	498	47276	192	70	1791	127	1918	14	10	120	49194
Bandarban	74101	22151	391	22542	198	157	2726	239	2965	40	58	117	25507
<b>Chattogram Div.</b>	<b>5146457</b>	<b>1713582</b>	<b>10752</b>	<b>1724334</b>	<b>7715</b>	<b>3931</b>	<b>123186</b>	<b>6190</b>	<b>129376</b>	<b>1179</b>	<b>3713</b>	<b>4608</b>	<b>1853710</b>
Sylhet	605372	173090	1986	175076	1923	363	13861	570	14431	133	61	337	189507
Habiganj	399528	147702	1163	148865	1003	344	11937	675	12612	262	53	368	161477
Moulavi Bazar	346476	117984	940	118924	835	436	7537	788	8325	87	87	315	127249
Sunamganj	408946	131380	1559	132939	1153	694	13417	806	14223	192	150	351	147162
<b>Sylhet Div.</b>	<b>1760322</b>	<b>570156</b>	<b>5648</b>	<b>575804</b>	<b>4914</b>	<b>1827</b>	<b>46752</b>	<b>2839</b>	<b>49591</b>	<b>674</b>	<b>351</b>	<b>1371</b>	<b>625395</b>
<b>National</b>	<b>27771758</b>	<b>9928288</b>	<b>68464</b>	<b>9996752</b>	<b>48895</b>	<b>27625</b>	<b>537857</b>	<b>31755</b>	<b>569612</b>	<b>5305</b>	<b>7778</b>	<b>19922</b>	<b>10566364</b>

Name of District	Condom												Total Condom
	Normal					Postpartum							
	Old	New	Total	Drop out		Old	New	Total	Drop out		Postpartum Expire		
				No Methd	Switch Over				No Methd	Switch Over			
Dinajpur	30278	363	30641	269	153	2144	152	2296	22	33	101	32937	
Thakurgaon	10109	99	10208	70	40	483	25	508	2	4	11	10716	
Panchgarh	7569	159	7728	78	28	531	39	570	14	7	18	8298	
Niphamari	13237	136	13373	85	90	991	65	1056	17	26	36	14429	
Rangpur	29617	478	30095	210	114	1944	189	2133	35	60	36	32228	
Kurigram	23703	626	24329	308	126	1643	96	1739	27	11	48	26068	
Gaibandha	26168	391	26559	277	134	1481	90	1571	38	11	30	28130	
Lalmonirhat	8164	108	8272	137	38	815	36	851	4	4	32	9123	
<b>Rangpur Div.</b>	<b>148845</b>	<b>2360</b>	<b>151205</b>	<b>1434</b>	<b>723</b>	<b>10032</b>	<b>692</b>	<b>10724</b>	<b>159</b>	<b>156</b>	<b>312</b>	<b>161929</b>	
Bogura	57363	595	57958	289	440	2324	141	2465	18	27	108	60423	
Joipurhat	14179	128	14307	51	54	749	29	778	8	9	45	15085	
Naogaon	31870	403	32273	723	125	1831	123	1954	14	18	91	34227	
Nawabganj	42888	324	43212	219	101	2430	156	2586	15	16	147	45798	
Rajshahi	75879	1785	77664	909	745	6227	649	6876	279	267	89	84540	
Natore	36666	503	37169	237	158	2057	117	2174	82	47	69	39343	
Pabna	46554	351	46905	243	97	2564	104	2668	16	11	79	49573	
Serajganj	60496	482	60978	319	136	4534	157	4691	39	38	100	65669	
<b>Rajshahi Div.</b>	<b>365895</b>	<b>4571</b>	<b>370466</b>	<b>2990</b>	<b>1856</b>	<b>22716</b>	<b>1476</b>	<b>24192</b>	<b>471</b>	<b>433</b>	<b>728</b>	<b>394658</b>	
Kustia	50547	511	51058	242	143	2882	171	3053	34	22	94	54111	
Meherpur	14993	121	15114	57	49	627	46	673	6	3	16	15787	
Chuadanga	18562	157	18719	99	45	1002	52	1054	6	14	474	19773	
Jhenaidaha	28989	268	29257	148	64	1816	129	1945	307	25	49	31202	
Magura	11858	124	11982	80	39	1101	53	1154	19	33	23	13136	
Narail	12737	119	12856	90	40	629	27	656	17	7	5	13512	
Jashore	51985	434	52419	265	144	2995	141	3136	31	33	105	55555	
Khulna	52238	1012	53250	595	131	1932	94	2026	34	27	52	55276	
Bagerhat	20733	369	21102	212	130	1404	88	1492	34	25	18	22594	
Satkhira	28105	270	28375	151	131	1624	89	1713	25	11	80	30088	
<b>Khulna Div.</b>	<b>290747</b>	<b>3385</b>	<b>294132</b>	<b>1939</b>	<b>916</b>	<b>16012</b>	<b>890</b>	<b>16902</b>	<b>513</b>	<b>200</b>	<b>916</b>	<b>311034</b>	
Barguna	5326	184	5510	94	89	604	36	640	7	12	10	6150	
Patuakhali	12424	198	12622	105	80	1168	55	1223	18	18	11	13845	
Barishal	25962	311	26273	240	189	2158	113	2271	27	18	50	28544	
Jhalakati	6026	88	6114	73	31	457	38	495	14	13	4	6609	
Bhola	12711	230	12941	204	78	793	49	842	8	5	15	13783	
Pirojpur	10719	159	10878	112	60	837	61	898	14	5	33	11776	
<b>Barishal Div.</b>	<b>73168</b>	<b>1170</b>	<b>74338</b>	<b>828</b>	<b>527</b>	<b>6017</b>	<b>352</b>	<b>6369</b>	<b>88</b>	<b>71</b>	<b>123</b>	<b>80707</b>	



Name of District	Condom											Total Condom
	Normal					Postpartum						
	Old	New	Total	Drop out		Old	New	Total	Drop out		Postpartum Expire	
				No Methd	Switch Over				No Methd	Switch Over		
Gopalganj	22199	268	22467	217	105	1586	77	1663	20	16	50	24130
Madaripur	15148	138	15286	113	33	1610	69	1679	22	16	22	16965
Shariatpur	18253	215	18468	100	44	1497	44	1541	15	8	38	20009
Faridpur	42593	545	43138	238	151	2572	203	2775	60	28	91	45913
Rajbari	19742	310	20052	145	51	1391	81	1472	41	11	35	21524
Dhaka	75570	613	76183	345	187	5065	281	5346	44	47	166	81529
Gazipur	33404	211	33615	141	57	2172	71	2243	20	15	30	35858
Munshiganj	28931	209	29140	125	74	2468	100	2568	13	16	58	31708
Narayanganj	39559	441	40000	348	222	3675	174	3849	51	47	123	43849
Narshingdi	30427	476	30903	203	111	2695	124	2819	25	22	64	33722
Manikganj	29541	294	29835	202	100	1696	146	1842	17	14	75	31677
Tangail	65454	494	65948	298	123	3095	181	3276	55	34	65	69224
Kishoreganj	31025	651	31676	432	388	3071	212	3283	93	61	65	34959
<b>Dhaka Div.</b>	<b>451846</b>	<b>4865</b>	<b>456711</b>	<b>2907</b>	<b>1646</b>	<b>32593</b>	<b>1763</b>	<b>34356</b>	<b>476</b>	<b>335</b>	<b>882</b>	<b>491067</b>
Jamalpur	27293	175	27468	100	52	1803	83	1886	15	9	20	29354
Sherpur	15523	159	15682	80	30	894	30	924	11	19	34	16606
Mymensingh	47299	658	47957	444	238	4149	303	4452	33	21	114	52409
Netrokona	15140	256	15396	181	98	1659	78	1737	20	13	59	17133
<b>Mymensingh Div.</b>	<b>105255</b>	<b>1248</b>	<b>106503</b>	<b>805</b>	<b>418</b>	<b>8505</b>	<b>494</b>	<b>8999</b>	<b>79</b>	<b>62</b>	<b>227</b>	<b>115502</b>
Brahmanbaria	33530	322	33852	407	75	2821	141	2962	182	14	58	36814
Cumilla	67098	680	67778	485	221	6929	374	7303	92	53	199	75081
Chandpur	22745	240	22985	163	85	2325	128	2453	12	21	41	25438
Feni	18922	212	19134	160	95	2270	117	2387	18	19	26	21521
Noakhali	37949	266	38215	318	57	4305	168	4473	47	12	34	42688
Lakshmipur	15310	118	15428	91	30	1601	69	1670	10	15	44	17098
Chattogram	74368	749	75117	477	239	6982	306	7288	67	46	174	82405
Cox's Bazar	19774	256	20030	159	68	2636	129	2765	29	13	26	22795
Rangamati	6114	67	6181	29	17	299	8	307	3	0	9	6488
Khagrachhari	3708	37	3745	18	14	237	12	249	1	3	4	3994
Bandarban	3600	142	3742	126	61	444	50	494	14	9	6	4236
<b>Chattogram Div.</b>	<b>303118</b>	<b>3089</b>	<b>306207</b>	<b>2433</b>	<b>962</b>	<b>30849</b>	<b>1502</b>	<b>32351</b>	<b>475</b>	<b>205</b>	<b>621</b>	<b>338558</b>
Sylhet	52157	625	52782	1095	74	4834	200	5034	45	17	58	57816
Habiganj	21363	256	21619	232	50	2520	110	2630	33	7	30	24249
Moulavi Bazar	18135	276	18411	193	91	1402	147	1549	24	15	22	19960
Sunamganj	24844	608	25452	498	191	3907	274	4181	110	35	114	29633
<b>Sylhet Div.</b>	<b>116499</b>	<b>1765</b>	<b>118264</b>	<b>2018</b>	<b>406</b>	<b>12663</b>	<b>731</b>	<b>13394</b>	<b>212</b>	<b>74</b>	<b>224</b>	<b>131658</b>
<b>National</b>	<b>1855373</b>	<b>22453</b>	<b>1877826</b>	<b>15354</b>	<b>7454</b>	<b>139387</b>	<b>7900</b>	<b>147287</b>	<b>2473</b>	<b>1536</b>	<b>4033</b>	<b>2025113</b>

Name of District	Injectable												Total Injectable
	Normal					Postpartum						Total Injectable	
	Old	New	Total	Drop out		Old	New	Total	Drop out		Postpartum Expire		
				No Methd	Switch Over				No Methd	Switch Over			
Dinajpur	69127	471	69598	325	338	3034	150	3184	27	35	118	72782	
Thakurgaon	58045	269	58314	217	311	1378	51	1429	10	5	37	59743	
Panchgarh	39335	326	39661	268	267	852	43	895	9	7	48	40556	
Nilphamari	68200	433	68633	258	304	2785	138	2923	23	28	90	71556	
Rangpur	104005	732	104737	510	684	3657	173	3830	65	105	74	108567	
Kurigram	107872	894	108766	612	565	2104	114	2218	23	411	66	110984	
Gaibandha	95438	976	96414	727	554	2393	101	2494	60	21	71	98908	
Lalmonirhat	57291	376	57667	222	203	1509	60	1569	14	12	95	59236	
<b>Rangpur Div.</b>	<b>599313</b>	<b>4477</b>	<b>603790</b>	<b>3139</b>	<b>3226</b>	<b>17712</b>	<b>830</b>	<b>18542</b>	<b>231</b>	<b>624</b>	<b>599</b>	<b>622332</b>	
Bogura	103427	665	104092	437	361	2904	159	3063	15	21	127	107155	
Joipurhat	23593	131	23724	61	56	559	26	585	5	6	12	24309	
Naogaon	53987	506	54493	326	257	1507	65	1572	15	39	58	56065	
Nawabganj	51303	253	51556	222	185	1218	45	1263	21	10	49	52819	
Rajshahi	86158	1381	87539	693	812	4235	337	4572	123	135	55	92111	
Natore	45553	504	46057	232	301	1472	72	1544	18	33	41	47601	
Pabna	100629	365	100994	296	176	2809	71	2880	13	16	58	103874	
Serajganj	117467	737	118204	348	314	4599	120	4719	40	34	123	122923	
<b>Rajshahi Div.</b>	<b>582117</b>	<b>4542</b>	<b>586659</b>	<b>2615</b>	<b>2462</b>	<b>19303</b>	<b>895</b>	<b>20198</b>	<b>250</b>	<b>294</b>	<b>523</b>	<b>606857</b>	
Kustia	70123	476	70599	198	237	2215	92	2307	19	13	70	72906	
Meherpur	34218	158	34376	78	126	494	46	540	0	2	13	34916	
Chuadanga	51228	269	51497	168	193	1316	82	1398	10	24	48	52895	
Jhenaidaha	48140	285	48425	173	164	1578	65	1643	21	37	23	50068	
Magura	25392	193	25585	96	104	1456	52	1508	3	2	44	27093	
Narail	17502	125	17627	81	74	416	12	428	2	6	4	18055	
Jashore	123874	463	124337	355	294	3140	83	3223	17	29	66	127560	
Khulna	67775	1000	68775	506	375	1609	71	1680	16	15	24	70455	
Bagerhat	40839	437	41276	281	241	1374	69	1443	15	16	21	42719	
Salkhira	64894	356	65250	193	162	1260	53	1313	10	7	55	66563	
<b>Khulna Div.</b>	<b>543985</b>	<b>3762</b>	<b>547747</b>	<b>2129</b>	<b>1970</b>	<b>14858</b>	<b>625</b>	<b>15483</b>	<b>113</b>	<b>151</b>	<b>368</b>	<b>563230</b>	
Barguna	37120	590	37710	310	326	1593	63	1656	49	21	34	39366	
Patuakhali	70159	495	70654	278	1581	2621	107	2728	66	29	76	73382	
Barishal	62105	589	62694	436	316	2791	104	2895	34	15	68	65589	
Jhalakati	15977	165	16142	125	45	462	39	501	20	15	14	16643	
Bhola	111466	666	112132	774	644	3707	151	3858	27	43	111	115990	
Pirojpur	28443	318	28761	242	154	1038	44	1082	12	8	44	29843	
<b>Barishal Div.</b>	<b>325270</b>	<b>2823</b>	<b>328093</b>	<b>2165</b>	<b>3066</b>	<b>12212</b>	<b>508</b>	<b>12720</b>	<b>208</b>	<b>131</b>	<b>347</b>	<b>340813</b>	

Name of District	Injectable											Total Injectable
	Normal					Postpartum						
	Old	New	Total	Drop out		Old	New	Total	Drop out		Postpartum Expire	
				No Methd	Switch Over				No Methd	Switch Over		
Gopalganj	21363	260	21623	142	77	917	27	944	3	3	16	22567
Madaripur	34762	189	34951	137	111	1620	36	1656	17	22	34	36607
Shariatpur	30481	184	30665	186	98	1412	29	1441	11	1	22	32106
Faridpur	43904	489	44393	259	204	1078	58	1136	35	21	37	45529
Rajbari	31994	252	32246	170	145	1122	40	1162	9	10	25	33408
Dhaka	91343	590	91933	307	243	3757	132	3889	51	31	74	95822
Gazipur	40318	222	40540	135	66	1192	38	1230	1	4	28	41770
Munshiganj	31737	134	31871	119	92	1546	38	1584	39	9	23	33455
Narayanganj	71501	644	72145	381	277	3071	89	3160	29	23	88	75305
Narshingdi	64190	436	64626	315	407	2662	96	2758	52	36	44	67384
Manikganj	34932	306	35238	222	126	1141	54	1195	11	10	24	36433
Tangail	99551	515	100066	453	248	2124	71	2195	36	15	55	102261
Kishoreganj	65130	908	66038	550	529	3154	167	3321	61	53	54	69359
<b>Dhaka Div.</b>	<b>661206</b>	<b>5129</b>	<b>666335</b>	<b>3376</b>	<b>2623</b>	<b>24796</b>	<b>875</b>	<b>25671</b>	<b>355</b>	<b>238</b>	<b>524</b>	<b>692006</b>
Jamalpur	85390	274	85664	264	161	2588	75	2663	22	5	38	88327
Sherpur	51782	207	51989	187	121	1328	35	1363	12	21	47	53352
Mymensingh	118497	950	119447	665	488	5927	213	6140	92	25	198	125587
Netrokona	47808	416	48224	296	252	3221	108	3329	33	11	77	51553
<b>Mymensingh Div.</b>	<b>303477</b>	<b>1847</b>	<b>305324</b>	<b>1412</b>	<b>1022</b>	<b>13064</b>	<b>431</b>	<b>13495</b>	<b>159</b>	<b>62</b>	<b>360</b>	<b>318819</b>
Brahmanbaria	68652	412	69064	555	131	3800	123	3923	107	8	75	72987
Cumilla	172743	951	173694	737	451	8725	375	9100	87	60	141	182794
Chandpur	73932	383	74315	330	231	3287	124	3411	14	32	88	77726
Feni	39093	309	39402	217	130	2309	92	2401	22	12	22	41803
Noakhali	93666	418	94084	421	123	6433	168	6601	39	17	84	100685
Lakshmipur	68365	299	68664	213	66	3752	195	3947	20	7	89	72611
Chattogram	112927	847	113774	601	393	7080	226	7306	55	38	129	121080
Cox's Bazar	87705	752	88457	515	266	7579	273	7852	66	55	136	96309
Rangamati	13268	88	13356	71	62	389	10	399	3	0	8	13755
Khagrachhari	16538	83	16621	67	48	502	5	507	3	2	6	17128
Bandarban	11475	174	11649	189	102	862	45	907	15	10	13	12556
<b>Chattogram Div.</b>	<b>758364</b>	<b>4716</b>	<b>763080</b>	<b>3916</b>	<b>2003</b>	<b>44718</b>	<b>1636</b>	<b>46354</b>	<b>431</b>	<b>241</b>	<b>791</b>	<b>809434</b>
Sylhet	97125	712	97837	553	104	5921	133	6054	68	29	67	103891
Habiganj	41910	270	42180	302	95	3377	70	3447	10	3	25	45627
Moulavi Bazar	39343	276	39619	286	129	1432	47	1479	15	13	13	41098
Sunamganj	46948	637	47585	444	225	3848	152	4000	36	20	51	51585
<b>Sylhet Div.</b>	<b>225326</b>	<b>1895</b>	<b>227221</b>	<b>1585</b>	<b>553</b>	<b>14578</b>	<b>402</b>	<b>14980</b>	<b>129</b>	<b>65</b>	<b>156</b>	<b>242201</b>
<b>National</b>	<b>3999058</b>	<b>29191</b>	<b>4028249</b>	<b>20337</b>	<b>16925</b>	<b>161241</b>	<b>6202</b>	<b>167443</b>	<b>1876</b>	<b>1806</b>	<b>3668</b>	<b>4195692</b>

Name of District	IUD											Total IUD
	Normal					Postpartum					Postpartum Expire	
	Old	New	Total	Drop out		Old	New	Total	Drop out			
				No Methd	Switch Over				No Methd	Switch Over		
Dinajpur	9995	60	10055	35	34	340	14	354	4	3	10	10409
Thakurgaon	1794	6	1800	6	1	69	3	72	0	0	2	1872
Panchgarh	3962	10	3972	8	9	55	0	55	1	0	1	4027
Nilphamari	5532	41	5573	25	31	231	4	235	0	1	5	5808
Rangpur	13191	52	13243	67	14	547	4	551	2	1	9	13794
Kurigram	11605	92	11697	48	33	166	6	172	3	1	4	11869
Gaibandha	17067	54	17121	114	46	297	3	300	3	0	6	17421
Lalmonirhat	2602	32	2634	105	32	141	8	149	1	2	2	2783
<b>Rangpur Div.</b>	<b>65748</b>	<b>347</b>	<b>66095</b>	<b>408</b>	<b>200</b>	<b>1846</b>	<b>42</b>	<b>1888</b>	<b>14</b>	<b>8</b>	<b>39</b>	<b>67983</b>
Bogra	19185	41	19226	64	25	226	7	233	5	0	6	19459
Joipurhat	3092	19	3111	4	9	48	0	48	0	0	2	3159
Naogaon	10105	42	10147	38	22	239	12	251	89	0	10	10398
Nawabganj	5280	22	5302	12	7	158	2	160	2	0	4	5462
Rajshahi	7089	35	7124	25	20	198	4	202	1	1	5	7326
Natore	7649	32	7681	19	17	168	9	177	3	3	7	7858
Pabna	21402	45	21447	76	18	204	10	214	15	1	2	21661
Seraiganj	20445	149	20594	68	36	1481	9	1490	5	1	3	22084
<b>Rajshahi Div.</b>	<b>94247</b>	<b>385</b>	<b>94632</b>	<b>306</b>	<b>154</b>	<b>2722</b>	<b>53</b>	<b>2775</b>	<b>120</b>	<b>6</b>	<b>39</b>	<b>97407</b>
Kustia	4736	12	4748	14	10	63	2	65	1	0	3	4813
Meherpur	2040	1	2041	4	5	27	0	27	0	0	2	2068
Chuadanga	4410	22	4432	16	8	100	5	105	0	0	2	4537
Jhenaidaha	7213	21	7234	27	12	154	2	156	0	0	2	7390
Magura	3764	30	3794	6	10	175	7	182	7	0	1	3976
Narail	4380	4	4384	29	5	45	0	45	0	1	1	4429
Jashore	16767	36	16803	33	19	346	4	350	1	2	7	17153
Khulna	12739	56	12795	50	25	456	9	465	228	2	10	13260
Bagerhat	9670	38	9708	37	15	381	3	384	0	0	1	10092
Satkhira	9467	22	9489	17	4	428	2	430	1	2	5	9919
<b>Khulna Div.</b>	<b>75186</b>	<b>242</b>	<b>75428</b>	<b>233</b>	<b>113</b>	<b>2175</b>	<b>34</b>	<b>2209</b>	<b>238</b>	<b>7</b>	<b>34</b>	<b>77637</b>
Barguna	4285	29	4314	21	14	116	1	117	2	1	1	4431
Patuakhali	8162	40	8202	30	22	445	8	453	2	0	7	8655
Barishal	12021	36	12057	47	20	379	3	382	0	0	5	12439
Jhalakati	4479	10	4489	19	11	85	4	89	2	2	2	4578
Bhola	10788	31	10819	18	12	278	9	287	0	0	3	11106
Pirojpur	9055	30	9085	36	26	231	4	235	0	2	5	9320
<b>Barishal Div.</b>	<b>48790</b>	<b>176</b>	<b>48966</b>	<b>171</b>	<b>105</b>	<b>1534</b>	<b>29</b>	<b>1563</b>	<b>6</b>	<b>5</b>	<b>23</b>	<b>50529</b>

Name of District	IUD											Total IUD
	Normal					Postpartum						
	Old	New	Total	Drop out		Old	New	Total	Drop out		Postpartum Expire	
				No Methd	Switch Over				No Methd	Switch Over		
Gopalganj	4362	9	4371	14	4	102	1	103	0	0	4	4474
Madaripur	7396	43	7439	27	10	272	7	279	0	0	4	7718
Shariatpur	8987	42	9029	37	12	272	1	273	4	2	8	9302
Faridpur	14399	75	14474	65	20	298	10	308	2	1	23	14782
Rajbari	5965	25	5990	25	14	97	0	97	1	1	3	6087
Dhaka	21037	85	21122	40	23	782	21	803	3	2	9	21925
Gazipur	8915	21	8936	19	6	139	4	143	1	0	0	9079
Munshiganj	7430	13	7443	43	17	349	4	353	3	2	11	7796
Narayanganj	11494	41	11535	45	24	398	5	403	4	2	2	11938
Narshingdi	14872	34	14906	27	22	430	7	437	2	1	6	15343
Manikganj	6976	23	6999	21	15	89	3	92	0	0	7	7091
Tangail	20345	81	20426	72	25	311	4	315	3	5	5	20741
Kishoreganj	19042	73	19115	70	45	671	15	686	3	7	3	19801
<b>Dhaka Div.</b>	<b>151220</b>	<b>565</b>	<b>151785</b>	<b>505</b>	<b>237</b>	<b>4210</b>	<b>82</b>	<b>4292</b>	<b>26</b>	<b>23</b>	<b>85</b>	<b>156077</b>
Jamalpur	14599	29	14628	24	11	254	3	257	5	0	3	14885
Sherpur	6766	11	6777	12	9	61	4	65	0	0	3	6842
Mymensingh	21648	66	21714	42	41	625	7	632	12	2	3	22346
Netrokona	7618	19	7637	30	14	389	1	390	2	1	1	8027
<b>Mymensingh Div.</b>	<b>50631</b>	<b>125</b>	<b>50756</b>	<b>108</b>	<b>75</b>	<b>1329</b>	<b>15</b>	<b>1344</b>	<b>19</b>	<b>3</b>	<b>10</b>	<b>52100</b>
Brahmanbaria	17443	39	17482	140	31	610	14	624	3	1	9	18106
Cumilla	36843	208	37051	142	50	1998	95	2093	25	18	30	39144
Chandpur	12777	72	12849	62	44	1211	36	1247	2	7	25	14096
Feni	9934	48	9982	30	17	850	68	918	1	1	3	10900
Noakhali	18073	54	18127	66	10	1343	13	1356	3	2	12	19483
Lakshmipur	8007	15	8022	52	5	442	9	451	3	0	7	8473
Chattoqram	41629	129	41758	155	53	1803	39	1842	4	2	31	43600
Cox's Bazar	11537	22	11559	50	7	1309	32	1341	3	0	14	12900
Rangamati	4946	16	4962	22	12	322	9	331	2	0	13	5293
Khagrachhari	3921	18	3939	18	5	192	5	197	0	0	0	4136
Bandarban	3845	15	3860	55	31	363	10	373	2	2	5	4233
<b>Chattoqram Div.</b>	<b>168955</b>	<b>636</b>	<b>169591</b>	<b>792</b>	<b>265</b>	<b>10443</b>	<b>330</b>	<b>10773</b>	<b>48</b>	<b>33</b>	<b>149</b>	<b>180364</b>
Sylhet	15696	19	15715	46	16	889	8	897	6	0	23	16612
Habiganj	10040	7	10047	17	5	794	33	827	2	0	8	10874
Moulavi Bazar	10989	24	11013	40	20	501	22	523	4	3	5	11536
Sunamganj	12685	10	12695	39	12	750	17	767	2	0	3	13462
<b>Sylhet Div.</b>	<b>49410</b>	<b>60</b>	<b>49470</b>	<b>142</b>	<b>53</b>	<b>2934</b>	<b>80</b>	<b>3014</b>	<b>14</b>	<b>3</b>	<b>39</b>	<b>52484</b>
<b>National</b>	<b>704187</b>	<b>2536</b>	<b>706723</b>	<b>2665</b>	<b>1202</b>	<b>27193</b>	<b>665</b>	<b>27858</b>	<b>485</b>	<b>88</b>	<b>418</b>	<b>734581</b>

Name of District	Implant												Total Implant
	Normal					Postpartum							
	Old	New	Total	Drop out		Old	New	Total	Drop out		Postpartum Expire		
				No Methd	Switch Over				No Methd	Switch Over			
Dinajpur	40295	293	40588	129	212	2498	67	2565	10	10	82	43153	
Thakurgaon	13434	78	13512	51	69	326	13	339	2	0	12	13851	
Panchgarh	12625	56	12681	31	51	272	10	282	1	0	5	12963	
Nilphamari	18862	58	18920	65	54	991	11	1002	1	5	40	19922	
Rangpur	31678	156	31834	111	64	1330	21	1351	8	3	25	33185	
Kurigram	18447	84	18531	84	72	793	9	802	3	3	24	19333	
Gaibandha	28222	46	28268	133	91	993	7	1000	8	1	20	29268	
Lalmonirhat	12706	57	12763	33	44	487	10	497	15	4	18	13260	
<b>Rangpur Div.</b>	<b>176269</b>	<b>828</b>	<b>177097</b>	<b>637</b>	<b>657</b>	<b>7690</b>	<b>148</b>	<b>7838</b>	<b>48</b>	<b>26</b>	<b>226</b>	<b>184935</b>	
Bogura	51671	256	51927	193	221	2454	52	2506	6	4	88	54433	
Joipurhat	14595	164	14759	25	48	694	29	723	1	2	47	15482	
Naogaon	22464	138	22602	113	111	837	11	848	5	3	32	23450	
Nawabganj	6955	82	7037	18	47	249	6	255	7	0	10	7292	
Rajshahi	20242	151	20393	74	101	1026	19	1045	3	0	16	21438	
Natore	20296	167	20463	71	96	1150	42	1192	14	5	37	21655	
Pabna	22562	84	22646	42	54	659	20	679	1	5	8	23325	
Serajganj	20998	95	21093	65	83	1119	15	1134	9	2	24	22227	
<b>Rajshahi Div.</b>	<b>179783</b>	<b>1137</b>	<b>180920</b>	<b>601</b>	<b>761</b>	<b>8188</b>	<b>194</b>	<b>8382</b>	<b>46</b>	<b>21</b>	<b>262</b>	<b>189302</b>	
Kustia	11993	95	12088	32	35	411	15	426	0	2	17	12514	
Meherpur	3436	5	3441	6	8	70	0	70	0	1	0	3511	
Chuadanga	9445	102	9547	18	34	314	18	332	3	8	22	9879	
Jhenaidaha	16365	76	16441	56	41	698	22	720	1	4	12	17161	
Magura	9488	39	9527	40	19	599	11	610	3	3	12	10137	
Narail	6325	7	6332	14	8	224	2	226	0	0	1	6558	
Jashore	29030	64	29094	58	53	1119	10	1129	2	2	24	30223	
Khulna	29682	136	29818	91	47	980	14	994	3	2	192	30812	
Bagerhat	13942	46	13988	27	25	915	2	917	1	592	14	14905	
Satkhira	15690	33	15723	28	42	566	1	567	0	0	19	16290	
<b>Khulna Div.</b>	<b>145396</b>	<b>603</b>	<b>145999</b>	<b>370</b>	<b>312</b>	<b>5896</b>	<b>95</b>	<b>5991</b>	<b>13</b>	<b>614</b>	<b>313</b>	<b>151990</b>	
Barguna	12456	69	12525	30	31	726	14	740	5	10	23	13265	
Patuakhali	22034	25	22059	61	62	1192	31	1223	3	3	14	23282	
Barishal	20920	44	20964	59	37	1000	5	1005	2	3	25	21969	
Jhalakati	6576	13	6589	20	4	259	2	261	2	2	3	6850	
Bhola	21745	65	21810	50	53	788	19	807	35	0	3	22617	
Pirojpur	11201	20	11221	40	21	677	3	680	11	2	237	11901	
<b>Barishal Div.</b>	<b>94932</b>	<b>236</b>	<b>95168</b>	<b>260</b>	<b>208</b>	<b>4642</b>	<b>74</b>	<b>4716</b>	<b>58</b>	<b>20</b>	<b>305</b>	<b>99884</b>	

Name of District	Implant												Total Implant
	Normal					Postpartum							
	Old	New	Total	Drop out		Old	New	Total	Drop out		Postpartum Expire		
				No Methd	Switch Over				No Methd	Switch Over			
Gopalganj	9539	10	9549	20	12	626	6	632	1	1	15	10181	
Madaripur	15331	15	15346	31	20	740	3	743	1	0	14	16089	
Shariatpur	8708	10	8718	16	9	586	27	613	4	0	11	9331	
Faridpur	20075	132	20207	83	43	929	11	940	2	3	30	21147	
Rajbari	14511	73	14584	40	45	640	16	656	1	2	24	15240	
Dhaka	28086	55	28141	29	30	1562	19	1581	8	3	13	29722	
Gazipur	15004	19	15023	44	11	522	4	526	1	0	11	15549	
Munshiganj	10511	25	10536	31	39	643	10	653	1	7	16	11189	
Narayanganj	17163	57	17220	42	40	925	2	927	9	3	17	18147	
Narsingdi	13602	34	13636	19	15	713	5	718	1	0	136	14354	
Manikganj	14390	87	14477	58	54	520	16	536	3	1	19	15013	
Tangail	39413	128	39541	108	97	1150	15	1165	3	2	30	40706	
Kishoreganj	31934	147	32081	97	62	1941	36	1977	8	7	37	34058	
<b>Dhaka Div.</b>	<b>238267</b>	<b>792</b>	<b>239059</b>	<b>618</b>	<b>477</b>	<b>11497</b>	<b>170</b>	<b>11667</b>	<b>43</b>	<b>29</b>	<b>373</b>	<b>250726</b>	
Jamalpur	28735	40	28775	65	42	1167	13	1180	5	2	15	29955	
Sherpur	19201	82	19283	47	27	543	18	561	0	1	22	19844	
Mymensingh	44079	110	44189	92	78	1968	8	1976	12	7	53	46165	
Netrokona	21735	55	21790	62	45	1675	13	1688	3	9	23	23478	
<b>Mymensingh Div.</b>	<b>113750</b>	<b>287</b>	<b>114037</b>	<b>266</b>	<b>192</b>	<b>5353</b>	<b>52</b>	<b>5405</b>	<b>20</b>	<b>19</b>	<b>113</b>	<b>119442</b>	
Brahmanbaria	23326	29	23355	77	51	2588	16	2604	10	1	45	25959	
Cumilla	39310	143	39453	174	50	3147	89	3236	24	18	41	42689	
Chandpur	19336	61	19397	63	34	2321	21	2342	7	3	46	21739	
Feni	11883	21	11904	24	32	1483	17	1500	2	1	5	13404	
Noakhali	25699	54	25753	57	7	3561	9	3570	10	12	35	29323	
Lakshmipur	15037	30	15067	37	10	1291	5	1296	3	2	23	16363	
Chattogram	56728	58	56786	154	69	3646	14	3660	9	8	47	60446	
Cox's Bazar	27176	54	27230	89	43	2784	28	2812	13	11	23	30042	
Rangamati	10249	5	10254	13	8	434	1	435	0	1	20	10689	
Khagrachhari	7090	6	7096	19	1	296	4	300	6	0	1	7396	
Bandarban	6343	0	6343	43	22	638	0	638	8	0	1	6981	
<b>Chattogram Div.</b>	<b>242177</b>	<b>461</b>	<b>242638</b>	<b>750</b>	<b>327</b>	<b>22189</b>	<b>204</b>	<b>22393</b>	<b>92</b>	<b>57</b>	<b>287</b>	<b>265031</b>	
Sylhet	32073	18	32091	56	20	3106	9	3115	2	2	26	35206	
Habiganj	14064	14	14078	17	11	2133	3	2136	1	2	17	16214	
Moulavi Bazar	17315	25	17340	43	22	1176	2	1178	0	0	13	18518	
Sunamganj	21845	18	21863	76	30	2720	8	2728	9	4	17	24591	
<b>Sylhet Div.</b>	<b>85297</b>	<b>75</b>	<b>85372</b>	<b>192</b>	<b>83</b>	<b>9135</b>	<b>22</b>	<b>9157</b>	<b>12</b>	<b>8</b>	<b>73</b>	<b>94529</b>	
<b>National</b>	<b>1275871</b>	<b>4419</b>	<b>1280290</b>	<b>3694</b>	<b>3017</b>	<b>74590</b>	<b>959</b>	<b>75549</b>	<b>332</b>	<b>794</b>	<b>1952</b>	<b>1355839</b>	

Name of District	Permanent Method														Postpartum Expire	Total Permanent Method	Total Acceptors	CAR(%)
	Male							Female										
	Normal			Postpartum			Total Male	Normal			Postpartum			Total Female				
	Old	New	Total	Old	New	Total		Old	New	Total	Old	New	Total					
Dinaipur	69	2	71	66836	73	66909	66980	2176	88	2264	0	21	21	2285	549175	69265	546649	81.7
Thakurgaon	5	0	5	19887	8	19895	19900	395	16	411	0	3	3	414	243174	20314	241899	76.9
Panchgarh	9	0	9	12728	5	12733	12742	429	20	449	0	15	15	464	193021	13206	192120	80.8
Nilphamari	952	5	957	37190	20	37210	38167	1145	37	1182	0	0	0	1182	338828	39349	337523	81.1
Rangpur	119	1	120	34024	30	34054	34174	2044	19	2063	0	12	12	2075	485216	36249	505212	81.0
Kurigram	1	0	1	22328	22	22350	22351	437	26	463	0	68	68	531	417665	22882	415921	76.7
Gaibandha	13	0	13	34643	46	34689	34702	1169	51	1220	0	22	22	1242	451137	35944	450091	80.8
Lalmonirhat	4	0	4	22285	32	22317	22321	514	35	549	0	7	7	556	228560	22877	227116	80.3
<b>Rangpur Div.</b>	<b>1172</b>	<b>8</b>	<b>1180</b>	<b>#####</b>	<b>236</b>	<b>250157</b>	<b>251337</b>	<b>8309</b>	<b>292</b>	<b>8601</b>	<b>0</b>	<b>148</b>	<b>148</b>	<b>8749</b>	<b>2906776</b>	<b>260086</b>	<b>2916531</b>	<b>80.2</b>
Bogura	57	1	58	51964	33	51997	52055	1562	70	1632	0	0	0	1632	0	53687	637418	82.0
Joipurhat	10	0	10	19324	18	19342	19352	337	7	344	0	0	0	344	0	19696	179465	83.6
Naogaon	14	0	14	68515	58	68573	68587	2150	80	2230	0	14	14	2244	0	70831	473966	79.6
Nawabganj	5	0	5	32719	75	32794	32799	1206	59	1265	0	21	21	1286	0	34085	304411	79.8
Rajshahi	539	0	539	68077	65	68142	68681	4401	68	4469	0	35	35	4504	0	73185	505163	81.2
Natore	52	0	52	51644	27	51671	51723	1514	69	1583	0	21	21	1604	0	53327	341380	82.1
Pabna	10	0	10	37166	38	37204	37214	638	28	666	0	19	19	685	0	37899	468658	78.9
Seraiganj	2	0	2	21777	68	21845	21847	1503	58	1561	0	23	23	1584	0	23431	545105	81.8
<b>Rajshahi Div.</b>	<b>689</b>	<b>1</b>	<b>690</b>	<b>#####</b>	<b>382</b>	<b>351568</b>	<b>352258</b>	<b>13311</b>	<b>439</b>	<b>13750</b>	<b>0</b>	<b>133</b>	<b>133</b>	<b>13883</b>	<b>0</b>	<b>366141</b>	<b>3455566</b>	<b>81.0</b>
Kustia	22	0	22	57285	42	57327	57349	2123	100	2223	0	26	26	2249	367620	59598	365316	78.9
Meherpur	0	0	0	23896	14	23910	23910	893	33	926	0	0	0	926	128886	24836	128514	78.9
Chuadanga	0	1	1	29454	26	29480	29481	1454	62	1516	0	3	3	1519	215793	31000	214737	82.3
Jhenaidaha	0	0	0	44571	33	44604	44604	1754	58	1812	0	11	11	1823	306697	46427	309653	78.4
Magura	3	0	3	18495	17	18512	18515	1045	32	1077	0	1	1	1078	153390	19593	152358	78.5
Narail	0	0	0	14442	14	14456	14456	416	6	422	0	4	4	426	121321	14882	120856	77.8
Jashore	101	0	101	47567	27	47594	47695	892	29	921	0	1	1	922	497421	48617	496392	80.2
Khulna	7	0	7	33643	41	33684	33691	683	28	711	0	67	67	778	404192	34469	403146	80.4
Bagerhat	31	0	31	20265	16	20281	20312	533	21	554	0	12	12	566	246838	20878	246542	81.0
Satkhira	0	0	0	37162	26	37188	37188	1063	50	1113	0	12	12	1125	353894	38313	352428	80.0
<b>Khulna Div.</b>	<b>164</b>	<b>1</b>	<b>165</b>	<b>#####</b>	<b>256</b>	<b>327036</b>	<b>327201</b>	<b>10856</b>	<b>419</b>	<b>11275</b>	<b>0</b>	<b>137</b>	<b>137</b>	<b>11412</b>	<b>2796052</b>	<b>338613</b>	<b>2789942</b>	<b>79.8</b>
Barguna	7	0	7	8399	19	8418	8425	567	25	592	0	5	5	597	156207	9022	156793	78.7
Patuakhali	9	1	10	17326	17	17343	17353	1148	49	1197	0	39	39	1236	272215	18589	272255	80.0
Barishal	30	0	30	27158	29	27187	27217	1052	37	1089	0	68	68	1157	330432	26374	329204	76.9
Jhalakati	3	0	3	7710	5	7715	7718	340	20	360	0	3	3	363	90284	8081	90251	77.5
Bhola	35	0	35	9707	13	9720	9755	132	8	140	0	46	46	186	303217	9941	301891	80.8
Pirojpur	3	0	3	9733	5	9738	9741	635	47	682	0	7	7	689	165003	10430	164274	79.5
<b>Barishal Div.</b>	<b>87</b>	<b>1</b>	<b>88</b>	<b>80033</b>	<b>88</b>	<b>80121</b>	<b>80209</b>	<b>3874</b>	<b>186</b>	<b>4060</b>	<b>0</b>	<b>168</b>	<b>168</b>	<b>4228</b>	<b>1317358</b>	<b>84437</b>	<b>1314668</b>	<b>79.0</b>



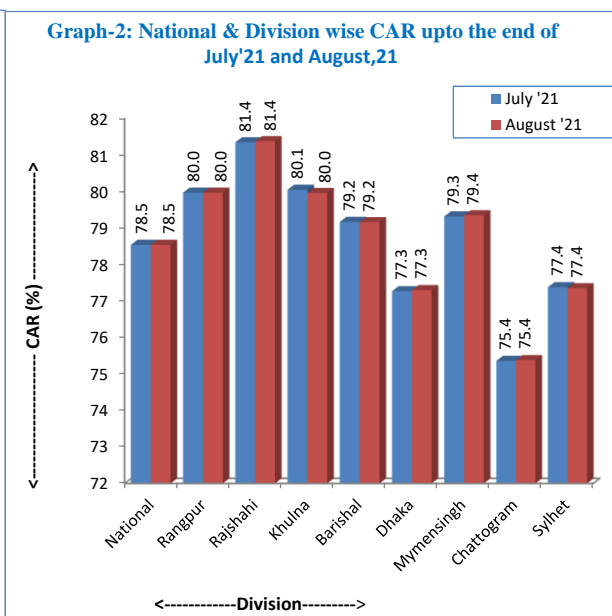
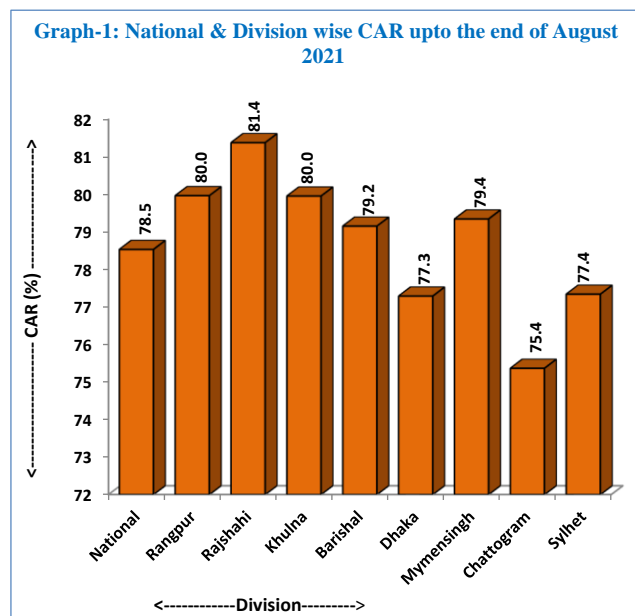
Name of District	Permanent Method													Postpartum Expire	Total Permanent Method	Total Acceptors	CAR(%)	
	Male						Female						Total Female					
	Normal			Postpartum			Normal			Postpartum								
	Old	New	Total	Old	New	Total	Old	New	Total	Old	New	Total						
Gopalganj	4	0	4	19629	33	19662	19666	843	24	867	0	1	1	868	177013	20534	177309	79.5
Madaripur	2	0	2	14936	15	14951	14953	599	35	634	0	2	2	636	184940	15589	183784	78.0
Shariatpur	2	0	2	11865	33	11898	11900	495	22	517	0	26	26	543	166207	12443	165369	76.2
Faridpur	0	0	0	36775	58	36833	36833	1455	73	1528	0	27	27	1555	315733	38388	315995	79.2
Rajbari	0	0	0	17410	20	17430	17430	422	16	438	0	23	23	461	186280	17891	185223	78.3
Dhaka	172	8	180	49731	44	49775	49955	2962	143	3105	0	42	42	3147	565786	53102	561291	75.7
Gazipur	4	0	4	33668	5	33673	33677	711	32	743	0	51	51	794	326839	34471	325237	75.9
Munshiganj	5	0	5	27915	9	27924	27929	1555	78	1633	0	34	34	1667	228841	29596	226928	74.7
Narayanganj	58	3	61	32698	13	32711	32772	1325	62	1387	0	37	37	1424	406180	34196	407270	75.4
Narshingdi	2	0	2	32255	26	32281	32283	2408	102	2510	0	49	49	2559	337352	34842	326956	74.0
Manikganj	0	0	0	29664	25	29689	29689	1012	43	1055	0	10	10	1065	239960	30754	238928	77.3
Tangail	5	0	5	59386	34	59420	59425	2400	144	2544	0	20	20	2564	660399	61989	660034	77.6
Kishoreganj	26	1	27	44833	129	44962	44989	1738	66	1804	0	78	78	1882	454198	46871	453895	79.6
<b>Dhaka Div.</b>	<b>280</b>	<b>12</b>	<b>292</b>	<b>#####</b>	<b>444</b>	<b>411209</b>	<b>411501</b>	<b>17925</b>	<b>840</b>	<b>18765</b>	<b>0</b>	<b>400</b>	<b>400</b>	<b>19165</b>	<b>4249728</b>	<b>430666</b>	<b>4228219</b>	<b>76.9</b>
Jamalpur	5	0	5	28148	13	28161	28166	1180	64	1244	0	18	18	1262	393744	29428	392444	79.8
Sherpur	0	0	0	16478	15	16493	16493	866	46	912	0	1	1	913	253106	17406	253324	78.1
Mymensingh	58	0	58	44837	45	44882	44940	1027	55	1082	0	45	45	1127	846857	46067	842759	79.2
Netrokona	95	0	95	25446	39	25485	25580	1294	58	1352	0	16	16	1368	334950	26948	332963	78.5
<b>Mymensingh Div.</b>	<b>158</b>	<b>0</b>	<b>158</b>	<b>#####</b>	<b>112</b>	<b>115021</b>	<b>115179</b>	<b>4367</b>	<b>223</b>	<b>4590</b>	<b>0</b>	<b>80</b>	<b>80</b>	<b>4670</b>	<b>1828657</b>	<b>119849</b>	<b>1821490</b>	<b>79.0</b>
Brahmanbaria	12	0	12	42722	19	42741	42753	1316	25	1341	0	18	18	1359	376576	44112	375974	69.7
Cumilla	30	0	30	85311	75	85386	85416	4401	135	4536	0	194	194	4730	858353	90146	858681	76.2
Chandpur	14	0	14	34324	22	34346	34360	1868	75	1943	0	6	6	1949	366103	36309	365299	76.5
Feni	1	0	1	23257	14	23271	23272	2345	68	2413	0	25	25	2438	208856	25710	206752	72.4
Noakhali	51	0	51	39860	9	39869	39920	2350	53	2403	0	22	22	2425	450618	42345	447054	75.3
Lakshmipur	1	0	1	14927	7	14934	14935	1681	38	1719	0	12	12	1731	241214	16666	239674	72.5
Chattoagram	25	1	26	60185	30	60215	60241	1592	52	1644	0	84	84	1728	797620	61969	795330	74.3
Cox's Bazar	123	0	123	14993	8	15001	15124	1065	32	1097	0	100	100	1197	348536	16321	346291	80.1
Rangamati	1	0	1	4474	2	4476	4477	97	3	100	0	3	3	103	82574	4580	82562	81.7
Khagrachhari	2	0	2	4638	5	4643	4645	17	0	17	0	10	10	27	89121	4672	89131	77.4
Bandarban	3	1	4	2456	1	2457	2461	19	2	21	0	6	6	27	59885	2488	59683	80.5
<b>Chattoagram Div.</b>	<b>263</b>	<b>2</b>	<b>265</b>	<b>#####</b>	<b>192</b>	<b>327339</b>	<b>327604</b>	<b>16751</b>	<b>483</b>	<b>17234</b>	<b>0</b>	<b>480</b>	<b>480</b>	<b>17714</b>	<b>3879456</b>	<b>345318</b>	<b>3866431</b>	<b>75.1</b>
Sylhet	75	2	77	45698	76	45774	45851	1693	66	1759	0	134	134	1893	468477	47744	467729	77.3
Habiganj	183	1	184	30730	79	30809	30993	1431	45	1476	0	11	11	1487	307766	32480	305813	76.5
Moulavi Bazar	28	0	28	30923	20	30943	30971	1071	32	1103	0	9	9	1112	266892	32083	263048	75.9
Sunamganj	117	2	119	33595	78	33673	33792	1122	51	1173	0	33	33	1206	318464	34998	317565	77.7
<b>Sylhet Div.</b>	<b>403</b>	<b>5</b>	<b>408</b>	<b>#####</b>	<b>253</b>	<b>141199</b>	<b>141607</b>	<b>5317</b>	<b>194</b>	<b>5511</b>	<b>0</b>	<b>187</b>	<b>187</b>	<b>5698</b>	<b>1361599</b>	<b>147305</b>	<b>1354155</b>	<b>76.9</b>
<b>National</b>	<b>3216</b>	<b>30</b>	<b>3246</b>	<b>#####</b>	<b>1963</b>	<b>#####</b>	<b>2006896</b>	<b>80710</b>	<b>3076</b>	<b>83786</b>	<b>0</b>	<b>1733</b>	<b>1733</b>	<b>85519</b>	<b>18339626</b>	<b>2092415</b>	<b>21747002</b>	<b>78.3</b>

**Table -12: Number of New and Total Acceptors upto the end of July,21 and August,21**

Method	New Acceptors		% Change of August '21 over July,21	Total Acceptors		% Change of August '21 over July,21
	July '21	August '21		July '21	August '21	
Per.Method (Male)	434	1211	179.0	739357	739940	0.1
Per.Method (Female)	4982	5039	1.1	2085647	2087436	0.1
Per.Method (Total)	5416	6250	15.4	2825004	2827376	0.1
IUD	5010	7601	51.7	731969	733893	0.3
Implant	7102	18509	160.6	1393933	1398058	0.3
Injectables	46364	47687	2.9	4224676	4226993	0.1
Oral Pill	96084	100219	4.3	10560944	10566364	0.1
Condom	36251	36913	1.8	2055379	2059027	0.2
<b>Total</b>	<b>196227</b>	<b>217179</b>	<b>10.7</b>	<b>21791905</b>	<b>21811711</b>	<b>0.1</b>

**Table -13: CAR(%) by Division upto the end of July 2021 and August 2021**

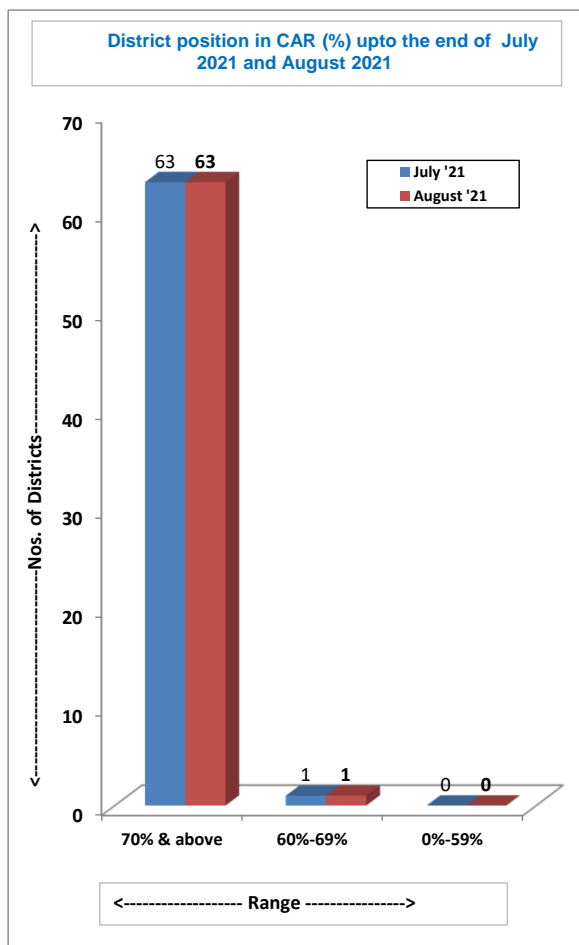
Division	July '21	August '21	% Change of August '21 over July,21
Rangpur	79.97	79.97	0.00
Rajshahi	81.35	81.38	0.03
Khulna	80.05	79.96	-0.09
Barishal	79.17	79.16	-0.01
Dhaka	77.27	77.30	0.03
Mymensingh	79.32	79.35	0.03
Chattogram	75.36	75.38	0.02
Sylhet	77.38	77.35	-0.03
<b>National</b>	<b>78.54</b>	<b>78.54</b>	<b>0.00</b>



**Table -14: District by Range of CAR upto the end of August 2021**

Range	Sl.No.	District	CAR (%)
70% & above	1	Joipurhat	83.85
	2	Chuadanga	82.64
	3	Serajganj	82.49
	4	Natore	82.25
	5	Bogura	82.22
	6	Dinajpur	82.06
	7	Rangamati	81.72
	8	Rajshahi	81.53
	9	Nilphamari	81.39
	10	Panchgarh	81.19
	11	Bhola	81.16
	12	Bagerhat	81.15
	13	Gaibandha	80.99
	14	Lalmonirhat	80.82
	15	Bandarban	80.76
	16	Cox's Bazar	80.65
	17	Khulna	80.63
	18	Nawabganj	80.48
	19	Jashore	80.34
	20	Satkhira	80.28
	21	Jamalpur	80.02
	22	Patuakhali	79.98
	23	Naogaon	79.9
	24	Pirojpur	79.82
	25	Kishoreganj	79.7
	26	Gopalganj	79.54
	27	Mymensingh	79.54
	28	Kustia	79.43
	29	Thakurgaon	79.37
	30	Pabna	79.23
	31	Meherpur	79.12
	32	Faridpur	79.06
	33	Magura	79.02
	34	Netrokona	78.96
	35	Rajbari	78.74
	36	Barguna	78.55
	37	Madaripur	78.42
	38	Jhenaidaha	78.39
	39	Narail	78.08
	40	Sherpur	78.04
	41	Sunamganj	77.9
	42	Rangpur	77.87
	43	Jhalakati	77.69
	44	Manikganj	77.65
	45	Tangail	77.59
	46	Khagrachhari	77.43
	47	Sylhet	77.42
	48	Barishal	77.17
	49	Moulavi Bazar	77.07
	50	Habiganj	77.05
	51	Kurigram	77.05
	52	Chandpur	76.66
	53	Shariatpur	76.51
	54	Narshingdi	76.35
	55	Gazipur	76.19
	56	Cumilla	76.14
	57	Dhaka	76.14
	58	Noakhali	75.82
	59	Munshiganj	75.22
	60	Narayanganj	75.17
	61	Chattogram	74.52
	62	Feni	73.09
	63	Lakshmipur	72.89
	64	Brahmanbaria	69.86

Range	Nos of Districts CAR (%)
70% & above	63
60% - 69%	1
0%-59%	Nil



**Table -15 : List of Upazila achieved CAR above 70% upto the end of August 2021**

Sl. No.	Name of District	Name of Upazila	Total Couples	Total Acceptors	CAR (%)	Sl. No.	Name of District	Name of Upazila	Total Couples	Total Acceptors	CAR (%)
1	Joipurhat	Khetlal	26707	22510	84.3	77	Lalmonirhat	Hatibandha	52225	42672	81.7
2	Serajganj	Sirajganj Sadar	124629	104932	84.2	78	Cox's Bazar	Ramu	46691	38139	81.7
3	Joipurhat	Panchbibi	55199	46464	84.2	79	Pabna	Santhia	90515	73924	81.7
4	Joipurhat	AKkelpur	31321	26313	84	80	Bagerhat	Sarankhola	20918	17071	81.6
5	Rangamati	Langadu	15896	13307	83.7	81	Bogura	Sherpur	86178	70328	81.6
6	Joipurhat	Joypurhat Sadar	66192	55411	83.7	82	Bandarban	Naikhongchhari	12012	9801	81.6
7	Bogura	Sariakandi	50185	42011	83.7	83	Rajshahi	Bagha	43365	35381	81.6
8	Bogura	Dhunot	68621	57208	83.4	84	Rangamati	Belaichhari	4882	3981	81.5
9	Bogura	Kahaloo	55802	46503	83.3	85	Satkhira	Debhata	27423	22348	81.5
10	Natore	Gurudashpur	53342	44394	83.2	86	Cox's Bazar	Ieknaf	53277	43414	81.5
11	Chuadanga	Chuadanga Sadar	70991	59072	83.2	87	Jhenaidaha	Kotchandpur	32161	26201	81.5
12	Chuadanga	Alamdanga	81649	67940	83.2	88	Rangamati	Jurachhari	4510	3672	81.4
13	Chuadanga	Jiban Nagar	38296	31836	83.1	89	Jashore	Bagherpara	48564	39534	81.4
14	Joipurhat	Kalai	35296	29332	83.1	90	Kishoreganj	Nikli	27608	22463	81.4
15	Bagerhat	Bagerhat Sadar	55454	46025	83	91	Bogura	Adamdighi	45832	37281	81.3
16	Rajshahi	Bagmara	88798	73619	82.9	92	Kishoreganj	Kishoreganj	74006	60193	81.3
17	Khulna	Batiaghata	39001	32306	82.8	93	Serajganj	Tarash	47495	38610	81.3
18	Serajganj	Ullahpara	124767	103338	82.8	94	Gaibandha	Palashbari	59350	48232	81.3
19	Dinajpur	Birganj	74034	61293	82.8	95	Lalmonirhat	Patgram	48640	39523	81.3
20	Cox's Bazar	Chakaria	86019	71198	82.8	96	Panchgarh	Debijanj	56003	45504	81.3
21	Bagerhat	Kachua	20628	17071	82.8	97	Gaibandha	Gobindaganj	111779	90797	81.2
22	Serajganj	Kamarkhand	31152	25777	82.7	98	Dinajpur	Parbatipur	83864	68103	81.2
23	Rangamati	Naniarchar	9283	7680	82.7	99	Jashore	Keshobpur	59969	48694	81.2
24	Dinajpur	Hakimpur	21532	17813	82.7	100	Chuadanga	Damurhuda	70134	56945	81.2
25	Bogura	Sonatola	39813	32925	82.7	101	Gaibandha	Sadullahpur	72310	58708	81.2
26	Gaibandha	Sundarganj	115491	95481	82.7	102	Nilphamari	Saidpur	55899	45383	81.2
27	Dinajpur	Birol	55716	46044	82.6	103	Bhola	Daulatkhan	34956	28378	81.2
28	Rangamati	Kawkhali	10752	8879	82.6	104	Bogura	Bogra Sadar	95156	77238	81.2
29	Dinajpur	Chirir Bandar	66317	54760	82.6	105	Bandarban	Bandarban	17146	13912	81.1
30	Bogura	Shibganj	91364	75435	82.6	106	Rajshahi	Durgapur	45090	36581	81.1
31	Dinajpur	Birampur	35804	29561	82.6	107	Bagerhat	Morraiganj	58195	47202	81.1
32	Rajshahi	Godagari	73541	60690	82.5	108	Bhola	Charfashion	92436	74974	81.1
33	Bogura	Shajahanpur	81086	66912	82.5	109	Pirojpur	Pirojpur Sadar	28703	23274	81.1
34	Nilphamari	Nilphamari Sadar	104748	86409	82.5	110	Panchgarh	Panchgarh	63860	51779	81.1
35	Bhola	Monpura	15411	12712	82.5	111	Nawabganj	Bholahat	25579	20740	81.1
36	Rangamati	Rangamati Sadar	20201	16653	82.4	112	Dinajpur	Khanshama	44629	36181	81.1
37	Bagerhat	Fakirhat	30639	25253	82.4	113	Bandarban	Thanchi	4469	3623	81.1
38	Serajganj	Rayganj	70228	57878	82.4	114	Natore	Bagatipara	31315	25375	81.0
39	Serajganj	Shazadpur	115510	95181	82.4	115	Jashore	Monirampur	97271	78786	81.0
40	Bandarban	Alikadam	10389	8557	82.4	116	Rajshahi	Puthiya	50245	40690	81.0
41	Bhola	Lalmohan	64441	53064	82.3	117	Serajganj	Kazipur	58323	47230	81.0
42	Khulna	Digholia	94532	77828	82.3	118	Bhola	Tajumuddin	26647	21572	81.0
43	Natore	Natore Sadar	106144	87387	82.3	119	Khulna	Dacope	31939	25839	80.9
44	Natore	Lalpur	68209	56125	82.3	120	Gaibandha	Fulchhari	37173	30070	80.9
45	Dinajpur	Bochaganj	34632	28494	82.3	121	Patuakhali	Dashmina	28254	22851	80.9
46	Dinajpur	Dinajpur Sadar	102286	84124	82.2	122	Satkhira	Kaliganj	68060	55034	80.9
47	Naogaon	Manda	92617	76167	82.2	123	Jashore	Jessore Sadar	152843	123573	80.8
48	Manikganj	Ghior	35881	29499	82.2	124	Gazipur	Gazipur Sadar	98139	79337	80.8
49	Faridpur	Modhukhali	46954	38597	82.2	125	Pabna	Ishwardi	73784	59636	80.8
50	Mymensingh	Mymensingh	145403	119482	82.2	126	Naogaon	Sapahar	40012	32337	80.8
51	Bogura	Dupchanchia	44423	36492	82.1	127	Kustia	Bheramara	52092	42092	80.8
52	Natore	Singra	87069	71512	82.1	128	Manikganj	Shibalaya	35459	28642	80.8
53	Nawabganj	Nachol	34662	28447	82.1	129	Patuakhali	Golachipa	82650	66740	80.8
54	Rajshahi	Boalia (Sadar)	101838	83569	82.1	130	Thakurgaon	Ranisankail	50313	40621	80.7
55	Rajshahi	Tanore	46773	38382	82.1	131	Pabna	Chatmohor	75167	60679	80.7
56	Panchgarh	Boda	58525	48011	82	132	Nawabganj	Gomostapur	66413	53610	80.7
57	Nilphamari	Domar	58384	47868	82	133	Kishoreganj	Tarail	31429	25364	80.7
58	Natore	Baraigram	69786	57215	82	134	Naogaon	Porsa	30881	24921	80.7
59	Rangamati	Rajasthali	4693	3847	82	135	Jhenaidaha	Harinakunda	43973	35483	80.7
60	Bhola	Bhola Sadar	87749	71888	81.9	136	Bandarban	Ruma	5016	4047	80.7
61	Dinajpur	Fulbari	37457	30675	81.9	137	Pirojpur	Indurkani	16167	13042	80.7
62	Satkhira	Asasuni	57621	47178	81.9	138	Bogura	Nandigram	43531	35114	80.7
63	Serajganj	Belkuchi	71999	58939	81.9	139	Pirojpur	Bhandaria	25107	20246	80.6
64	Bogura	Gabtali	75098	61445	81.8	140	Cox's Bazar	Pekua	33634	27113	80.6
65	Naogaon	Niamatpur	59024	48289	81.8	141	Pirojpur	Nesarabad	41515	33452	80.6
66	Jamalpur	Jamalpur Sadar	136030	111279	81.8	142	Naogaon	Patnitola	55367	44612	80.6
67	Lalmonirhat	Aditmari	49552	40532	81.8	143	Netrokona	Netrokona	70735	56991	80.6
68	Dinajpur	Kaharole	35986	29433	81.8	144	Naogaon	Naogaon Sadar	63127	50857	80.6
69	Kishoreganj	Bhariab	61016	49890	81.8	145	Kishoreganj	Austagram	30081	24231	80.6
70	Nilphamari	Dirmia	63805	52170	81.8	146	Faridpur	Faridpur Sadar	97557	78583	80.6
71	Khulna	Dumuria	65774	53776	81.8	147	Serajganj	Chouhali	22611	18213	80.5
72	Rajshahi	Poba	78053	63807	81.7	148	Rangamati	Barkal	7488	6029	80.5
73	Bagerhat	Mongla	27587	22550	81.7	149	Chattogram	Banshkhali	81449	65568	80.5
74	Manikganj	Saturia	39209	32049	81.7	150	Kustia	Khoksa	30810	24797	80.5
75	Dinajpur	Nawabganj	51521	42106	81.7	151	Rangamati	Baghaichhari	12865	10353	80.5
76	Cox's Bazar	Moheshkhali	59999	49025	81.7	152	Tangail	Modhupur	113856	91615	80.5
153	Panchgarh	Atowari	29557	23782	80.5	231	Rangpur	Taraganj	36347	28834	79.3
154	Kishoreganj	Katiadi	61860	49772	80.5	232	Kurigram	Rajarhat	47979	38041	79.3
155	Rangpur	Gangachara	69416	55849	80.5	233	Netrokona	Kalmakanda	51984	41192	79.2
156	Meherpur	Mujibnagar	22761	18310	80.4	234	Mymensingh	Fulbaria	88135	69830	79.2
157	Panchgarh	Tentulia	29768	23945	80.4	235	Pirojpur	Kawkhali	12549	9939	79.2
158	Faridpur	Nagarkanda	38931	31314	80.4	236	Jhenaidaha	Moheshpur	72769	57623	79.2

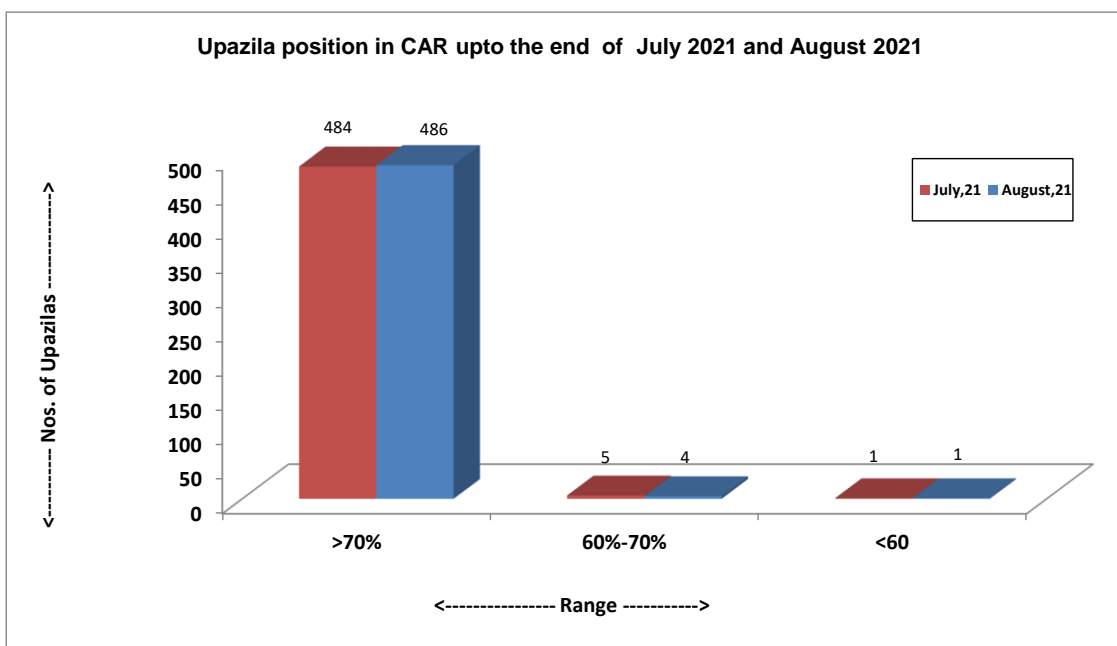
Sl. No.	Name of District	Name of Upazila	Total Couples	Total Acceptors	CAR (%)	Sl. No.	Name of District	Name of Upazila	Total Couples	Total Acceptors	CAR (%)
159	Nilphamari	Jaldhaka	78558	63139	80.4	237	Kustia	Kumarkhali	73874	58495	79.2
160	Mymensingh	Gouripur	64038	51459	80.4	238	Pabna	Bhangoora	29887	23660	79.2
161	Gopalganj	Muksudpur	56562	45436	80.3	239	Narail	Kalia	45385	35927	79.2
162	Nawabganj	Shibganj	133803	107467	80.3	240	Khagrachhari	Manikchhari	12005	9503	79.2
163	Mieherpur	Meherpur Sadar	62427	50117	80.3	241	Barishal	Uzirpur	48269	38200	79.1
164	Jashore	Abhaynagar	56165	45087	80.3	242	Barguna	Amtali	66469	52598	79.1
165	Lalmonirhat	Lalmonirhat Sadar	78561	63032	80.2	243	Sunamganj	Dharmapasa	45221	35782	79.1
166	Jamalpur	Dewanganj	60112	48212	80.2	244	Satkhira	Kolaroa	52724	41718	79.1
167	Jamalpur	Sharishabari	67433	54082	80.2	245	Rajshahi	Mohanpur	44463	35170	79.1
168	Nilphamari	Kishoreganj	54691	43859	80.2	246	Sunamganj	Jogonathpur	34915	27617	79.1
169	Nawabganj	Chapai	120997	97022	80.2	247	Mymensingh	Bhaluka	91174	72103	79.1
170	Gopalganj	Gopalganj Sadar	57839	46377	80.2	248	Pabna	Atghoria	36228	28645	79.1
171	Magura	Magura Sadar	80639	64656	80.2	249	Kurigram	Char Rajibpur	24167	19108	79.1
172	Jashore	Sarsa	80492	64499	80.1	250	Kishoreganj	Mithamoin	24482	19355	79.1
173	Dinajpur	Ghoraghat	25693	20588	80.1	251	Naogaon	Badalgachhi	49222	38909	79.0
174	Kurigram	Fulbari	42279	33878	80.1	252	Mymensingh	Haluaghat	67845	53627	79.0
175	Barguna	Patharghata	34721	27819	80.1	253	Netrokona	Kendua	59628	47128	79.0
176	Cumilla	Chouddagram	88458	70863	80.1	254	Sylhet	Sylhet Sadar	164306	129851	79.0
177	Gaibandha	Gaibandha Sadar	103796	83144	80.1	255	Habiganj	Lakhai	29713	23470	79.0
178	Netrokona	Barhatta	34792	27863	80.1	256	Shariatpur	Janjira	33400	26379	79.0
179	Satkhira	Shyamnagar	75559	60475	80	257	Cumilla	Brahmanpara	42572	33621	79.0
180	Patuakhali	Dumki	13464	10776	80	258	Jashore	Jhikarghachha	70792	55889	78.9
181	Madaripur	Shibchar	58948	47170	80	259	Rajbari	Rajbari Sadar	72742	57415	78.9
182	Habiganj	Baniachhong	59141	47318	80	260	Kishoreganj	Itna	33181	26184	78.9
183	Barguna	Bmna	14770	11815	80	261	Habiganj	Azmiriganj	21025	16591	78.9
184	Pirojpur	Nazirpur	33139	26499	80	262	Bagerhat	Mollahat	27568	21744	78.9
185	Madaripur	Madaripur Sadar	72510	57950	79.9	263	Kishoreganj	Bazitpur	46109	36346	78.8
186	Mymensingh	Trisal	93386	74631	79.9	264	Bagerhat	Rampal	34671	27326	78.8
187	Kurigram	Chilmari	31810	25415	79.9	265	Kishoreganj	Karimganj	56010	44143	78.8
188	Sherpur	Sribordi	57932	46281	79.9	266	Barishal	Gournadi	37502	29554	78.8
189	Rangpur	Pirganj	97041	77520	79.9	267	Netrokona	Modan	27743	21862	78.8
190	Khulna	Paikgachha	59072	47184	79.9	268	Faridpur	Alphadanga	21366	16836	78.8
191	Jhalakati	Rajapur	19488	15488	79.9	269	Bandarban	Rowangchhari	5538	4363	78.8
192	Mymensingh	Ishwarganj	83102	66373	79.9	270	Rajbari	Goalunda Ghat	26157	20603	78.8
193	Kustia	Daulatpur	111230	88827	79.9	271	Kustia	Kushitia Sadar	115865	91228	78.7
194	Jamalpur	Melandaha	63499	50697	79.8	272	Tangail	Bhuapur	44225	34819	78.7
195	Patuakhali	Mirzaganj	24642	19668	79.8	273	Kustia	Mirpur	78989	62181	78.7
196	Rajshahi	Charghat	49607	39583	79.8	274	Jhalakati	Kathalia	21645	17036	78.7
197	Satkhira	Tala	63945	51017	79.8	275	Bagerhat	Chitalmari	28714	22596	78.7
198	Cumilla	Debidwar	93640	74707	79.8	276	Rangpur	Rangpur Sadar	138831	109216	78.7
199	Bandarban	Lama	19531	15582	79.8	277	Gazipur	Sreepur	103556	81431	78.6
200	Satkhira	Satkhira Sadar	95460	76124	79.7	278	Noakhali	Chatkhil	45327	35642	78.6
201	Khulna	Rupsha	38872	30994	79.7	279	Netrokona	Durgapur	46817	36798	78.6
202	Patuakhali	Patuakhali Sadar	71937	57355	79.7	280	Mymensingh	Phulpur	126127	99019	78.5
203	Khagrachhari	Matiranga	25641	20441	79.7	281	Tangail	Tangail Sadar	121610	95431	78.5
204	Khagrachhari	Lakshnichhari	5708	4550	79.7	282	Kishoreganj	Kuliarchar	36212	28404	78.4
205	Khulna	Fultala	28279	22523	79.6	283	Manikganj	Daulatpur	35470	27820	78.4
206	Sunamganj	Chhatak	55942	44550	79.6	284	Jamalpur	Madarganj	54416	42674	78.4
207	Mymensingh	Mukttagacha	90429	71995	79.6	285	Faridpur	Char	13166	10323	78.4
208	Thakurgaon	Thakurgaon Sadar	131567	104744	79.6	286	Sylhet	Gowainghat	55087	43186	78.4
209	Patuakhali	Bauphal	65673	52275	79.6	287	Mymensingh	Nandail	84482	66210	78.4
210	Jamalpur	Bakshiganj	42386	33732	79.6	288	Thakurgaon	Balladanga	43134	33802	78.4
211	Naogaon	Mohadebpur	69892	55615	79.6	289	Gaibandha	Shaghata	57066	44705	78.3
212	Khulna	Khulina Sadar	75658	60199	79.6	290	Chandpur	Chandpur Sadar	74808	58598	78.3
213	Lalmonirhat	Kaliganj	53799	42801	79.6	291	Dhaka	Savar	150649	117996	78.3
214	Faridpur	Saltha	35175	27976	79.5	292	Bhola	Borhanuddin	51873	40629	78.3
215	Pabna	Bera	58809	46766	79.5	293	Sunamganj	Tahirpur	37812	29609	78.3
216	Habiganj	Habiganj Sadar	64628	51391	79.5	294	Sunamganj	Sulla	20232	15828	78.2
217	Mymensingh	Dhubaura	41577	33059	79.5	295	Sunamganj	Sadar (South)	29332	22947	78.2
218	Tangail	Gopalpur	58151	46237	79.5	296	Faridpur	Bhanga	56490	44190	78.2
219	Narail	Lohagara	48340	38432	79.5	297	Netrokona	Mohonganj	31874	24930	78.2
220	Thakurgaon	Haripur	31795	25276	79.5	298	Faridpur	Sadarpur	34894	27284	78.2
221	Patuakhali	Kalapara	53552	42550	79.5	299	Naogaon	Atrai	47076	36802	78.2
222	Netrokona	Atpara	26313	20902	79.4	300	Chandpur	Faridganj	84492	66049	78.2
223	Magura	Shailkha	32297	25652	79.4	301	Sylhet	Golapganj	49033	38322	78.2
224	Sherpur	Nalitabari	58397	46375	79.4	302	Mymensingh	Gafargaon	88415	69069	78.1
225	Rajbari	Kalukhali	33921	26930	79.4	303	Thakurgaon	Pirganj	49595	38731	78.1
226	Cox's Bazar	Coxs Bazar Sadar	84421	67012	79.4	304	Sunamganj	Bishwamvarpur	28381	22163	78.1
227	Rajbari	Pangsha	57927	45979	79.4	305	Kishoreganj	Hossainpur	39235	30620	78.0
228	Khulna	Koyra	41611	33019	79.4	306	Sylhet	Jakiganj	37433	29209	78.0
229	Gopalganj	Kasiani	44514	35322	79.4	307	Magura	Sripur	37634	29364	78.0
230	Sherpur	Jhenaigati	38010	30159	79.3	308	Barishal	Bakerganj	65057	50751	78.0
309	Naogaon	Rani Nagar	43088	33588	78	387	Noakhali	Kabirhat	37822	28882	76.4
310	Gopalganj	Kotalipara	44475	34668	77.9	388	Moulavi Bazar	Juri	26060	19898	76.4
311	Khagrachhari	Panchhari	12019	9365	77.9	389	Jhenaidaha	Sailkupa	81944	62547	76.3
312	Pirojpur	Mathbaria	49506	38551	77.9	390	Sylhet	South Shurma	56127	42821	76.3
313	Shariatpur	Goshairhat	30647	23861	77.9	391	Rangpur	Kaunia	47937	36560	76.3
314	Madaripur	Kalkini	55810	43441	77.8	392	Moulavi Bazar	Komolganj	47632	36304	76.2
315	Mieherpur	Gagni	77676	60459	77.8	393	Kishoreganj	Pakundia	48879	37233	76.2
316	Jashore	Chowgachha	53147	41359	77.8	394	Sunamganj	Jamalganj	30394	23148	76.2
317	Jamalpur	Islampur	68195	53068	77.8	395	Chattogram	Doublemooring	45218	34437	76.2
318	Dhaka	Keraniganj	144521	112401	77.8	396	Narail	Narail Sadar	61686	46962	76.1
319	Rangamati	Kaptai	10512	8173	77.7	397	Shariatpur	Naria	41623	31682	76.1
320	Narshingdi	Narshingdi Sadar	125604	97648	77.7	398	Narshingdi	Palash	42112	32050	76.1

Sl. No.	Name of District	Name of Upazila	Total Couples	Total Acceptors	CAR (%)	Sl. No.	Name of District	Name of Upazila	Total Couples	Total Acceptors	CAR (%)
321	Jhenaidaha	Kaliganj	63807	49592	77.7	399	Jhalakati	Jhalakati Sadar	35614	27098	76.1
322	Magura	Mohammadpur	43429	33718	77.6	400	Feni	Parshuram	20524	15602	76.0
323	Kurigram	Kurigram Sadar	73168	56791	77.6	401	Brahmanbaria	Ashuganj	29117	22125	76.0
324	Gopalganj	Tungipara	19598	15210	77.6	402	Cumilla	Monohargonj	51349	39014	76.0
325	Pabna	Pabna Sadar	137741	106823	77.6	403	Rangpur	Mithapukur	115897	88002	75.9
326	Barishal	Babuganj	26691	20696	77.5	404	Chattogram	Rawzan	64517	48961	75.9
327	Khulna	Terokhada	26470	20524	77.5	405	Cumilla	Laksham	53594	40667	75.9
328	Tangail	Kalighati	90908	70486	77.5	406	Sunamganj	Dherai	41106	31168	75.8
329	Rangpur	Pirgachha	51078	39589	77.5	407	Cumilla	Lalmai	36902	27972	75.8
330	Dhaka	Tejgaon	149919	116193	77.5	408	Sherpur	Nakla	45018	34117	75.8
331	Moulavi Bazar	Kulaura	66150	51259	77.5	409	Dhaka	Dhamrai	90723	68746	75.8
332	Sylhet	Kanaighat	48695	37711	77.4	410	Narayanganj	Narayanganj	199576	151206	75.8
333	Habiganj	Nabiganj	59992	46443	77.4	411	Chattogram	Hathazari	74041	56074	75.7
334	Gazipur	Tongi	37096	28716	77.4	412	Cumilla	Muradnagar	104823	79377	75.7
335	Cumilla	Adarsho Sadar	113736	88016	77.4	413	Noakhali	Sonaimuri	66727	50471	75.6
336	Tangail	Ghatail	102815	79553	77.4	414	Tangail	Shakhipur	69068	52197	75.6
337	Cox's Bazar	Kutubdia	24537	18982	77.4	415	Dhaka	Mirpur	85799	64825	75.6
338	Netrokona	Purbadhala	56692	43857	77.4	416	Habiganj	Bahubal	36285	27388	75.5
339	Moulavi Bazar	Sreemongal	65030	50262	77.3	417	Barishal	Barisal Sadar	84333	63641	75.5
340	Manikganj	Manikganj Sadar	66219	51178	77.3	418	Chandpur	Haimchar	18436	13912	75.5
341	Barishal	Agailjhara	28776	22232	77.3	419	Shariatpur	Palong (Sadar)	42647	32169	75.4
342	Moulavi Bazar	Barlekha	44244	34168	77.2	420	Chandpur	Sharasti	49354	37228	75.4
343	Pabna	Fariapur	28378	21905	77.2	421	Noakhali	Subarna Char	54426	41028	75.4
344	Netrokona	Khaliajhuri	17395	13427	77.2	422	Kurigram	Roumari	45623	34392	75.4
345	Shariatpur	Damoddy	23552	18178	77.2	423	Noakhali	Sudharam	91440	68929	75.4
346	Cox's Bazar	Ukhiya	43615	33653	77.2	424	Barishal	Hizla	25651	19333	75.4
347	Chattogram	Boalkhali	47298	36475	77.1	425	Sylhet	Brani Bazar	34347	25877	75.3
348	Rajbari	Baliakandi	45854	35353	77.1	426	Sylhet	Companiganj	28703	21623	75.3
349	Chandpur	Hajiganj	64449	49689	77.1	427	Chandpur	Matlab (South)	43791	32976	75.3
350	Moulavi Bazar	Rajnagar	41911	32311	77.1	428	Sylhet	Biswanath	31479	23695	75.3
351	Lakshmipur	Ramgati	35528	27383	77.1	429	Narayanganj	Rupganj	97441	73342	75.3
352	Munshiganj	Tongibari	39130	30152	77.1	430	Khagrachhari	Mahalchhari	9735	7322	75.2
353	Narayanganj	Bandar	67782	52223	77	431	Narshingdi	Monohordi	58229	43778	75.2
354	Gazipur	Kaliakair	61140	47089	77	432	Madaripur	Rajoir	48414	36379	75.1
355	Moulavi Bazar	Moulavi Bazar	55449	42690	77	433	Shariatpur	Bhedarganj	45166	33938	75.1
356	Sylhet	Jaitlepur	31062	23912	77	434	Cumilla	Comilla Sadar	51079	38379	75.1
357	Barguna	Barguna Sadar	59585	45861	77	435	Tangail	Nagarpur	66988	50306	75.1
358	Narshingdi	Belaboo	42095	32399	77	436	Chattogram	Sitakunda	79509	59702	75.1
359	Barishal	Banaripara	29614	22788	77	437	Noakhali	Begumganj	114112	85619	75.0
360	Khagrachhari	Khagrachhari	19869	15278	76.9	438	Jhenaidaha	Jhenaidaha	100360	75251	75.0
361	Pabna	Sujanagar	63333	48695	76.9	439	Tangail	Delduar	47977	35969	75.0
362	Khagrachhari	Dighinala	17140	13174	76.9	440	Lakshmipur	Kamalagar	34225	25646	74.9
363	Sherpur	Sherpur Sadar	125144	96174	76.9	441	Cumilla	Chandina	78655	58917	74.9
364	Barishal	Mehendiganj	51034	39211	76.8	442	Feni	Sonagazi	55422	41507	74.9
365	Sunamganj	Sunamganj Sadar	44047	33841	76.8	443	Gazipur	Kaliganj	56212	42087	74.9
366	Chattogram	Panchlaish	32588	25016	76.8	444	Cumilla	Meghna	23079	17245	74.7
367	Tangail	Mirzapur	95923	73629	76.8	445	Munshiganj	Lohajong	31210	23314	74.7
368	Barguna	Betagi	23600	18114	76.8	446	Naogaon	Dhamoirhat	44812	33469	74.7
369	Noakhali	Hatiya	77365	59377	76.7	447	Kurigram	Ulipur	106533	79546	74.7
370	Narshingdi	Raipura	114280	87700	76.7	448	Noakhali	Companiganj	51207	38191	74.6
371	Chandpur	Kachua	83659	64140	76.7	449	Fariapur	Boalmari	54524	40630	74.5
372	Jhalakati	Naichhiti	34776	26662	76.7	450	Chattogram	Anwara	48381	36031	74.5
373	Munshiganj	Serajdikhan	59619	45702	76.7	451	Munshiganj	Munshiganj	82713	61521	74.4
374	Kurigram	Bhurungamari	66845	51240	76.7	452	Chattogram	Rangunia	75998	56524	74.4
375	Noakhali	Senbag	55444	42479	76.6	453	Feni	Fulgazi	24917	18528	74.4
376	Barishal	Muladi	31364	24026	76.6	454	Narayanganj	Sonargaon	89799	66702	74.3
377	Kurigram	Nageswari	103528	79254	76.6	455	Chandpur	Motlab (North)	55895	43511	74.3
378	Lakshmipur	Ramganj	61510	47081	76.5	456	Munshiganj	Srinagar	59231	43856	74.0
379	Sunamganj	Dowara Bazar	41564	31811	76.5	457	Brahmanbaria	Kashba	66262	49054	74.0
380	Cumilla	Titash	34412	26337	76.5	458	Rangpur	Badarganj	67085	49646	74.0
381	Tangail	Basail	39443	30157	76.5	459	Cumilla	Nangolkot	78381	57957	73.9
382	Habiganj	Chunarughat	62914	48088	76.4	460	Cumilla	Homna	41481	30633	73.8
383	Sylhet	Balaganj	50162	38324	76.4	461	Narshingdi	Shibpur	59333	43777	73.8
384	Munshiganj	Gazaria	31805	24296	76.4	462	Brahmanbaria	Bijoy Nagar	52580	38790	73.8
385	Feni	Feni Sadar	94214	71962	76.4	463	Chattogram	Sandwip	60347	44520	73.8
386	Cumilla	Barura	90968	69473	76.4	464	Sylhet	Fenchuganj	18938	13946	73.6
465	Brahmanbaria	Akhaura	31231	22989	73.6	476	Chattogram	Patiya	69666	50673	72.7
466	Brahmanbaria	Brahmanbaria	80468	59181	73.5	477	Khagrachhari	Ramgarh	13056	9488	72.7
467	Manikganj	Harirampur	32386	23793	73.5	478	Chattogram	Faticchhari	108821	78878	72.5
468	Cumilla	Burichong	69164	50751	73.4	479	Brahmanbaria	Nasirnagar	57632	41481	72.0
469	Narayanganj	Araihazar	85696	62707	73.2	480	Chattogram	Lohagora	51127	36722	71.8
470	Chattogram	Karnaphuli	27771	20306	73.1	481	Chattogram	Chandanaish	45609	32697	71.7
471	Lakshmipur	Raipur	59756	43657	73.1	482	Brahmanbaria	Sarail	57438	41169	71.7
472	Chattogram	Mirsharai	85750	62549	72.9	483	Dhaka	Nawabganj	71711	51390	71.7
473	Cumilla	Daudkandi	74612	54424	72.9	484	Habiganj	Madhabpur	65830	47077	71.5
474	Chattogram	Satkania	72006	52487	72.9	485	Dhaka	Dohar	48423	34235	70.7
475	Manikganj	Singair	64562	46979	72.8	486	Feni	Dagonbhuiyan	54694	38393	70.2

Sl. No.	Name of District	Name of Upazila	Total Couples	Total Acceptors	CAR (%)	Sl. No.	Name of District	Name of Upazila	Total Couples	Total Acceptors	CAR (%)
---------	------------------	-----------------	---------------	-----------------	---------	---------	------------------	-----------------	---------------	-----------------	---------

**Table-16: List of Upazila achieved CAR 50-70% up to the end of August 2021**

Sl. No.	Name of District	Name of Upazila	Total Couples	Total Acceptors	CAR (%)
1	Brahmanbaria	Nabinagar	99736	69933	70.1
2	Lakshmipur	Lakshmipur Sadar	139681	97447	69.8
3	Gazipur	Kapasia	72533	48179	66.4
4	Feni	Chhagalnaiya	35645	22864	64.1
5	Brahmanbaria	Bancharampur	64873	31854	49.1



**Table -17: Method wise Dropout and Switch Over by Division upto the end of August 2021**

Division	Number of Acceptors dropped out and Switch Over									
	Oral Pill		Condom		Injectable		IUD		Implant	
	No Method	Switch Over	No Method	Switch Over	No Method	Switch Over	No Method	Switch Over	No Method	Switch Over
Rangpur	6257	4845	1554	1110	3213	2883	394	322	897	990
Rajshahi	7738	5720	3709	2651	3326	3028	592	247	976	1083
Khulna	5679	3723	2639	1422	3188	2273	430	202	1211	824
Barisal	4553	2737	1184	618	2412	1696	483	213	602	446
Dhaka	10924	6013	4525	2466	4731	4274	1082	411	1862	1341
Mymensingh	4567	2543	1646	615	1709	1278	213	131	617	519
Chattogram	8894	7644	3705	1634	5102	2970	1183	497	2071	1168
Sylhet	5588	2178	1982	713	2596	1115	341	122	793	397
National	54200	35403	20944	11229	26277	19517	4718	2145	9029	6768

**Table -18: Contraceptive Acceptors and Acceptance Rate by Division upto the end of July 2021 and August 2021**

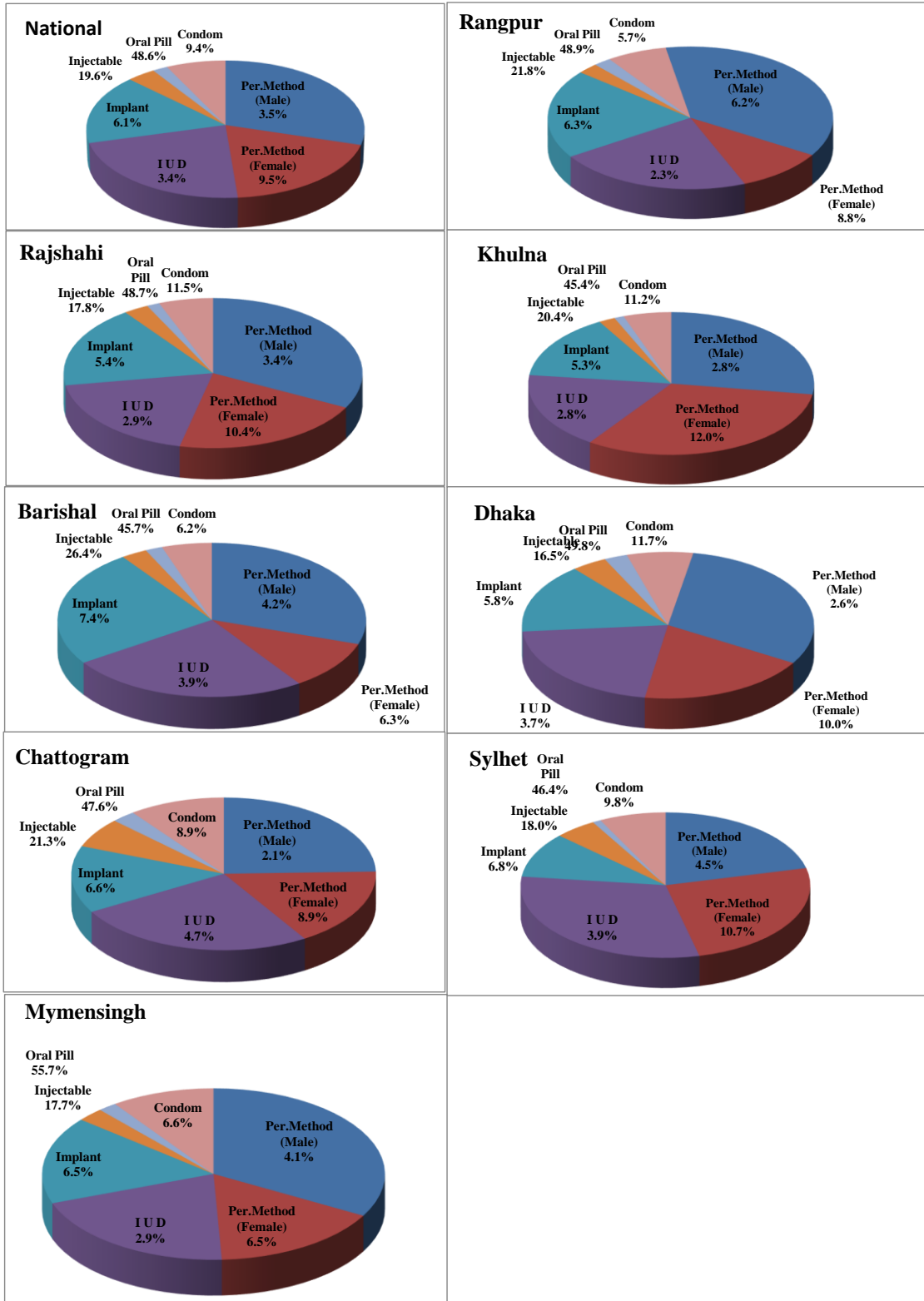
Division	Month	Total Eligible Couple	Total Number of Acceptors							CAR (%)
			Permanent Method	IUD	Implant	Injectable	Oral Pill	Condom	Total	
Rangpur	Jul-21	3632734	435755	67394	185740	624613	1424712	167021	2905235	79.97
	Aug-21	3634979	435868	67453	185789	624761	1425654	167251	2906776	79.97
Rajshahi	Jul-21	4264429	479064	97419	189660	618782	1676596	407626	3469147	81.35
	Aug-21	4266570	479239	97739	189800	619249	1677438	408620	3472085	81.38
Khulna	Jul-21	3495157	414564	79444	155525	559324	1275994	312858	2797709	80.05
	Aug-21	3496835	414712	79405	155560	559991	1273258	313126	2796052	79.96
Barisal	Jul-21	1662764	137155	49841	103067	343118	600469	82813	1316463	79.17
	Aug-21	1664240	137080	49853	103409	343107	600932	82977	1317358	79.16
Dhaka	Jul-21	5494977	537368	155619	259471	703858	2094139	495337	4245792	77.27
	Aug-21	5497697	538130	155827	259923	704424	2095264	496160	4249728	77.3
Mymensingh	Jul-21	2303213	193065	51451	123221	325906	1014278	119097	1827018	79.32
	Aug-21	2304658	193040	51512	123627	326473	1014713	119292	1828657	79.35
Chattogram	Jul-21	5138871	423125	180302	276448	799978	1851130	341797	3872780	75.36
	Aug-21	5146457	423913	181613	278092	799956	1853710	342172	3879456	75.38
Sylhet	Jul-21	1754612	204908	50499	100801	249097	623626	128830	1357761	77.38
	Aug-21	1760322	205394	50491	101858	249032	625395	129429	1361599	77.35
National	Jul-21	27746757	2825004	731969	1393933	4224676	10560944	2055379	21791905	78.54
	Aug-21	27771758	2827376	733893	1398058	4226993	10566364	2059027	21811711	78.54

**Table -19: Status of Contraceptive Method-Mix based on CAR at the end of the Month of August 2021**

Method	Rangpur	Rajshahi	Khulna	Barishal	Dhaka	Mymensingh	Chattogram	Sylhet	National
Permanent Method	15.0	13.8	14.8	10.4	12.7	10.6	10.9	15.1	13.0
I U D	2.3	2.8	2.8	3.8	3.7	2.8	4.7	3.7	3.4
Implant	6.4	5.5	5.6	7.9	6.1	6.8	7.2	7.5	6.4
Injectables	21.5	17.8	20.0	26.1	16.6	17.9	20.6	18.3	19.4
Oral Pill	49.1	48.3	45.5	45.6	49.3	55.5	47.8	45.9	48.4
Condom	5.8	11.8	11.2	6.3	11.7	6.5	8.8	9.5	9.4
<b>Total</b>	<b>100.0</b>	<b>100.0</b>	<b>100.0</b>	<b>100.0</b>	<b>100.0</b>	<b>100.0</b>	<b>100.0</b>	<b>100.0</b>	<b>100.0</b>



## Method-Mix for the month of August 2021



**Table -20: Performance by type of MCH services for the month of July 2021 and August 2021**

(in Number)

Services	Performance		% Change of August '21 over July,21	
	July '21	August '21		
Number of Pregnant Women	904010	908347	0.48	
No. of High Risk Pregnant Mother Referred	4516	5379	19.11	
Treatment, Advised & Referred Infertile Couple	102861	107564	4.57	
Treatment of RTI/STI (MCHTI, MFSTC, FWVTI-Raj & MCWCs)	5554	5603	0.88	
<b>Antenatal Care</b>	1 <sup>st</sup> visit (within 4 Month)	135957	172940	27.20
	2 <sup>nd</sup> visit (within 6 Month)	111595	121256	8.66
	3 <sup>rd</sup> visit (within 8 Month)	84895	96547	13.73
	4 <sup>th</sup> visit (in 9 <sup>th</sup> month) (including MCHTI, MFSTC & FWVTI-Raj)	72122	83694	16.05
<b>Delivery</b> conducted in MCHTI, MFSTC, FWVTI-Rajshahi, MCWC, UHC, UH&FWC & NGO Clinics	Normal	41413	44754	8.07
	C-Section	36074	40999	13.65
	<b>Total Delivery</b>	77487	85753	10.67
<b>Postnatal Care</b> (including MCHTI, MFSTC, FWVTI-Raj, MCWC, UHC, UH&FWC)	PNC-1 (within 24 Hour)	35424	40360	13.93
	PNC-2 (within 2- 3 day)	32555	37793	16.09
	PNC-3 (within 7 -14 day)	34455	37049	7.53
	PNC-4 (within 42-48 day)	39844	47886	20.18
<b>TT for Women (15 - 49 Yrs.)</b>	1 <sup>st</sup> dose	102861	107564	4.57
	2 <sup>nd</sup> dose	110747	106930	-3.45
	3 <sup>rd</sup> dose	107052	109840	2.60
	4 <sup>th</sup> dose	98099	102213	4.19
	5 <sup>th</sup> dose	97384	100476	3.18
<b>Immunization</b>	BCG (Vaccine)	126798	134243	5.87
	PCV 1	137591	140948	2.44
	PCV 2	143982	139163	-3.35
	PCV 3	138382	139040	0.48
	MR Vaccine 1st Dose	128353	138819	8.15
	MR Vaccine 2nd Dose	115159	123724	7.44
Number of ECP acceptors	6941	8148	17.39	
Number of MR done ( Both Govt. & NGOs )	1645	1459	-11.31	
<b>Total Live Births</b>	96271	101200	5.12	
Still Births (Including MCHTI, MFSTC & FWVTI-Raj )	171	180	5.26	
<b>Death</b>	Neonatal Deaths (0 - 28 day)	206	262	27.18
	Infant Death (29 days -<1 Yr.)	67	78	16.42
	Child Death (1 - <5Yrs.)	7	14	100.00
	Maternal Deaths	78	52	-33.33
	Other Death	33737	32183	-4.61
	<b>Total Death</b>	34069	32589	-4.34
No. of Health Education in UH&FWC	4139	5409	30.68	

**Table -21: Performance by type of Nutrition services for the month of July 2021 and August 2021**

Services		Performance		% Change of August '21 over July,21
		July '21	August '21	
Nutrition Services for Pregnant Women, 0-59 months aged child and Mother	Counseling on IYCF, IFA, Vitamin-A and Hand washinh	655635	686803	4.54
	Received IFA & Calcium Tablet (0-23 months child mother)	134852	152187	11.39
	Exclusive Breast feeding up to 6 months	174940	169064	-3.48
	No. of children (6-23Month) feeding complementary foods	184626	186826	1.18
	Feeding Tablet Vitamin A (6-59months Child)	3729	3755	0.69
	Received Tablet anti-helminthics (24-59months Child)	40094	43464	7.75
	Feeding Zink pill with ORS suffering form diarrhoea	3721	4171	10.79
	Identifying Suffering from MAM	8391	9070	7.49
	Suffering from SAM & Referred	1971	1974	0.15
	Identifying Child Stunting	4035	3971	-1.61
	Identifying Child Wasting	3443	3597	4.28
	Identifying Child Under weight	3252	3579	9.14

**Annex - A: Summary of the Couples and Acceptors by Month Since August 2021**

Indicators		March.'21	April.'21	May.'21	June.'21	July.'21	August.'21
Number of Total Couples		27684841	27686135	27735153	27734020	27746757	27771758
Number of Total Acceptors		21751952	21750036	21793365	21788481	21791905	21811711
CAR (Contraceptive Acceptance Rate)		78.57	78.56	78.58	78.56	78.54	78.54
Method Specific Acceptors(Cumilative) by Month Since August2021							
Indicators		March.'21	April.'21	May.'21	June.'21	July.'21	August.'21
Permanent Method (Male)Total		740970	742960	741628	741602	739357	739940
Permanent Method (Female) Total		2080630	2078559	2085106	2085059	2085647	2087436
Permanent Method (Total)		2821600	2821519	2826734	2826661	2825004	2827376
IUD (Users)Total		736331	735750	736484	732706	731969	733893
Implant (Users) Total		1399906	1398327	1399676	1397944	1393933	1398058
Injectable (Acceptors) Total		4215792	4214654	4226758	4222488	4224676	4226993
Oral Pill (Acceptors) Total		10527422	10528426	10548546	10553096	10560944	10566364
Condom (Acceptors) Total		2050901	2051360	2055167	2055586	2055379	2059027
Reporting Status	Number of Districts reported	64	64	64	64	64	64
	Number of Upazilas reported	490	489	490	490	490	491
Method Specific Absolute Performance by Month Since August 2021							
Indicators		March.'21	April.'21	May.'21	June.'21	July.'21	August.'21
Permanent Method (Male, Cases)		2366	1087	1275	1846	652	1600
Permanent Method (Female, Cases)		7618	4571	5096	5513	3907	5856
Permanent Method (Total, Cases)		9984	5658	6371	7359	4559	7456
I U D (in cases)		17299	9153	10130	11191	9833	13474
Implant (Cases)		44752	10681	12771	20661	8142	28147
Injectables (Doses)		813214	778600	943560	807946	755088	775800
Oral Pill (Cycles)		5568173	5276059	5163548	5123768	4728353	4654821
Condom (Pieces)		8281522	7457265	7590077	7923650	7368188	7832331
Performance by types of MCH services by month since August 2021							
Services		March.'21	April.'21	May.'21	June.'21	July.'21	August.'21
Number of Pregnant Women		883698	872845	875442	890019	904010	908347
No. of High Risk Pregnant Mother Referred		5285	4634	5045	5390	4516	5379
Antenatal Care	1 <sup>st</sup> visit (within 4 Month)	163962	143649	138189	173924	135957	172940
	2 <sup>nd</sup> visit (within 6 Month)	113635	106834	109336	118799	111595	121256
	3 <sup>rd</sup> visit (within 8 Month)	95750	85914	86809	91845	84895	96547
	4 <sup>th</sup> visit (in 9 <sup>th</sup> month) (including MCHTI, MFSTC & FWVTI-Raj)	79917	74184	72757	75517	72122	83694

Services		March.'21	April.'21	May.'21	June.'21	July.'21	August.'21
<b>Institutional Delivery(MCHTI, MFSTC, FWVTI-Raj, MCWC, UHC, UH&amp;FWC &amp; NGO)</b>	Normal	46463	41854	41705	40992	41413	44754
	Caesarian	41870	37755	37521	36879	36074	40999
	<b>Total</b>	<b>88333</b>	<b>79609</b>	<b>79226</b>	<b>77871</b>	<b>77487</b>	<b>85753</b>
<b>Non-Institutional Delivery</b>	At Home by Trained Persons	35292	32387	31445	30669	28879	29212
	At Home by Non-Trained Persons	11927	11289	10875	10591	9698	10800
	<b>Total</b>	<b>47219</b>	<b>43676</b>	<b>42320</b>	<b>41260</b>	<b>38577</b>	<b>40012</b>
<b>Total Delivery</b>		<b>135552</b>	<b>123285</b>	<b>121546</b>	<b>119131</b>	<b>116064</b>	<b>125765</b>
<b>Postnatal Care</b>	PNC-1 (within 24 Hour)	38616	34875	34730	35286	35424	40360
	PNC-2 (within 2- 3 day)	33921	31888	32375	32754	32555	37793
	PNC-3 (within 7 -14 day)	36910	34023	38025	34963	34455	37049
	PNC-4 (within 42-48 day) (including MCHTI, MFSTC & FWVTI-Raj)	45894	41767	41884	43683	39844	47886
Postnatal care by trained person till two days in Home Delivery		5974	5372	5183	5251	4926	5048
No. of uses 7.1% chlorhexidine digluconate for umbilical cord care		32486	31890	30996	31345	32096	36480
<b>TT for Women (15 - 49 Yrs.)</b>	1 <sup>st</sup> dose	116459	105385	108863	112108	102861	107564
	2 <sup>nd</sup> dose	107282	106227	106844	105029	110747	106930
	3 <sup>rd</sup> dose	109008	105448	109907	108224	107052	109840
	4 <sup>th</sup> dose	104721	94579	109693	99130	98099	102213
	5 <sup>th</sup> dose	99684	94410	96233	98432	97384	100476
<b>Immunization</b>	BCG (Vaccine)	147884	138409	138409	138409	126798	134243
	PCV 1	168597	150260	150260	150260	137591	140948
	PCV 2	155641	151504	151504	151504	143982	139163
	PCV 3	153164	148987	148987	148987	138382	139040
	MR Vaccine 1st Dose	136058	135423	135423	135423	128353	138819
	MR Vaccine 2nd Dose	126408	130170	130170	130170	115159	123724
Number of ECP acceptors		9314	7351	8219	9193	6941	8148
Number of MR done ( Both Govt. & NGOs )		2112	1772	1452	1627	1645	1459
General Treatment		2457938	2064940	1907920	2247062	1921740	2293306
<b>*Total Live Births</b>		<b>112244</b>	<b>103422</b>	<b>101292</b>	<b>99217</b>	<b>96271</b>	<b>101200</b>
Still Births (Including MCHTI, MFSTC & FWVTI-Raj)		191	126	163	185	171	180
<b>Death</b>	Neonatal Death (0 - 28 day)	320	218	205	214	206	262
	Infant Death (29 days -<1 Yr.)	113	77	75	84	67	78
	Child Death (1 -< 5 Yrs.)	6	6	6	11	7	14
	Maternal Death	76	80	43	49	78	52
	Other Death	29328	24199	23749	25757	33737	32183
	<b>Total Death</b>	<b>29843</b>	<b>24580</b>	<b>34095</b>	<b>34095</b>	<b>32589</b>	<b>32589</b>
<b>* Live births conducted at Govt. MCH, DH, MCWC, UHC, UH&amp;FWC, NGOs and Home. The information is collected by FWAs through field visit.</b>							

**Annex - C : City Corporation wise Contraceptive Acceptors and Acceptance Rate (CAR) (Partial) at the end of the month of August 2021**

Name of the City Corporation	Eligible Couple	Oral Pill	Condom	Injectable	I U D	Implant	Permanent Method			Total Acceptors	CAR(%)
							Male	Female	Total		
Rangpur City Corporation	105699	39037	10138	17517	1155	5772	3410	6408	9818	83437	0
<b>Rangpur Division</b>	<b>105699</b>	<b>39037</b>	<b>10138</b>	<b>17517</b>	<b>1155</b>	<b>5772</b>	<b>3410</b>	<b>6408</b>	<b>9818</b>	<b>83437</b>	<b>78.94</b>
Rajshahi City Corporation	101838	28601	27286	17762	790	2198	573	6359	6932	83569	0
<b>Rajshahi Division</b>	<b>101838</b>	<b>28601</b>	<b>27286</b>	<b>17762</b>	<b>790</b>	<b>2198</b>	<b>573</b>	<b>6359</b>	<b>6932</b>	<b>83569</b>	<b>82.06</b>
Khulna City Corporation	134929	38172	24974	19620	7568	8498	4876	5760	10636	109468	0
<b>Khulna Division</b>	<b>134929</b>	<b>38172</b>	<b>24974</b>	<b>19620</b>	<b>7568</b>	<b>8498</b>	<b>4876</b>	<b>5760</b>	<b>10636</b>	<b>109468</b>	<b>81.13</b>
Barisal City Corporation	29288	12044	4671	2898	349	1936	285	1147	1432	23330	0
<b>Barisal Division</b>	<b>29288</b>	<b>12044</b>	<b>4671</b>	<b>2898</b>	<b>349</b>	<b>1936</b>	<b>285</b>	<b>1147</b>	<b>1432</b>	<b>23330</b>	<b>79.66</b>
Dhaka City Corporation	97313	30188	12492	15161	3281	4644	3855	5598	9453	75219	0
Gazipur City Corporation	111396	47472	10558	13337	3240	4794	1734	7856	9590	88991	0
Narayanganj City Corporation	112799	40439	12425	15153	2513	4912	3919	5819	9738	85180	0
<b>Dhaka Division</b>	<b>321508</b>	<b>118099</b>	<b>35475</b>	<b>43651</b>	<b>9034</b>	<b>14350</b>	<b>9508</b>	<b>19273</b>	<b>28781</b>	<b>249390</b>	<b>77.57</b>
Chattogram City Corporation	81297	27103	10917	9653	3694	4889	2073	3756	5829	62085	0
<b>Chattogram Division</b>	<b>81297</b>	<b>27103</b>	<b>10917</b>	<b>9653</b>	<b>3694</b>	<b>4889</b>	<b>2073</b>	<b>3756</b>	<b>5829</b>	<b>62085</b>	<b>76.37</b>
Sylhet City Corporation	29468	11446	3990	3279	423	1416	679	2329	3008	23562	0
<b>Sylhet Division</b>	<b>29468</b>	<b>11446</b>	<b>3990</b>	<b>3279</b>	<b>423</b>	<b>1416</b>	<b>679</b>	<b>2329</b>	<b>3008</b>	<b>23562</b>	<b>79.96</b>
Mymensingh City Corporation	33389	14417	2705	3750	819	2493	1573	2245	3818	28002	0
<b>Mymensingh Division</b>	<b>33389</b>	<b>14417</b>	<b>2705</b>	<b>3750</b>	<b>819</b>	<b>2493</b>	<b>1573</b>	<b>2245</b>	<b>3818</b>	<b>28002</b>	<b>83.87</b>
<b>Total</b>	<b>628707</b>	<b>211259</b>	<b>97106</b>	<b>89632</b>	<b>17311</b>	<b>32114</b>	<b>17388</b>	<b>33823</b>	<b>51211</b>	<b>498633</b>	<b>79.31</b>