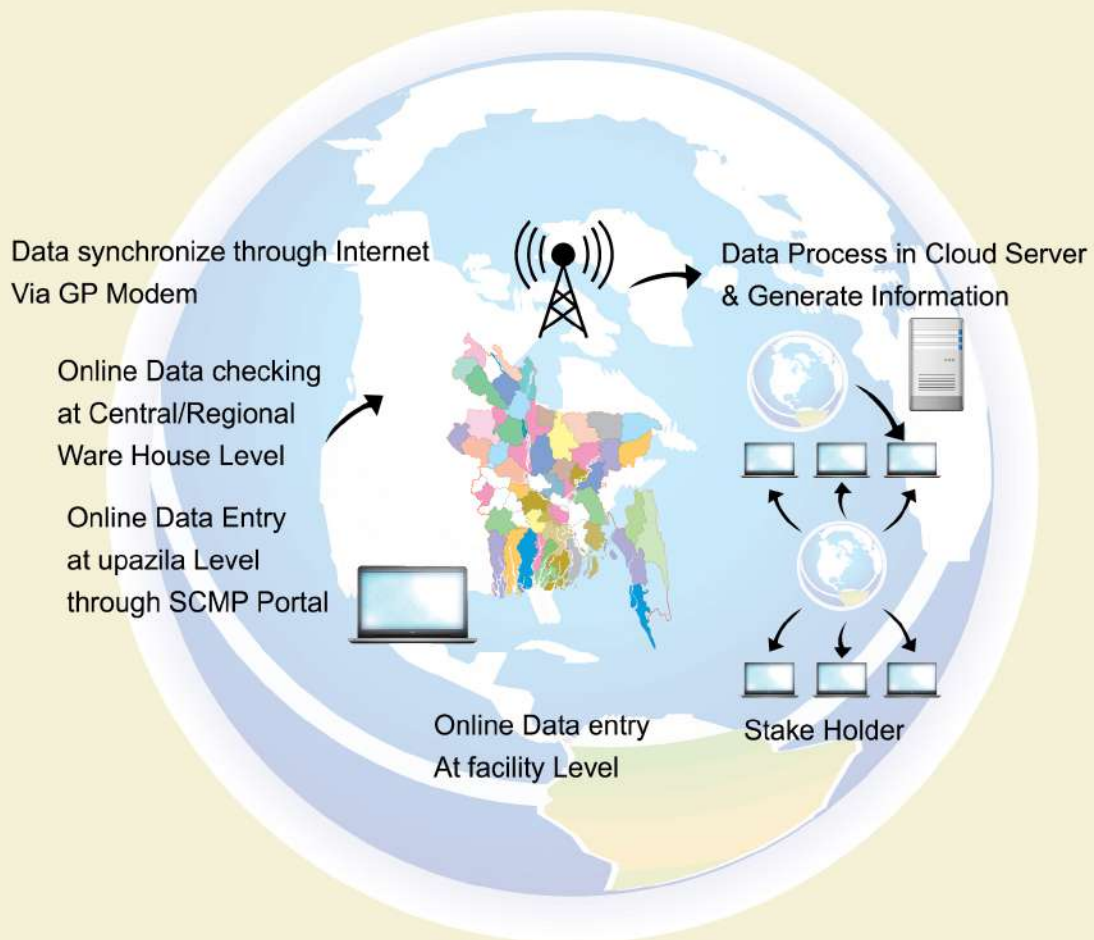




FAMILY PLANNING MONTHLY LOGISTICS REPORT

April 2022

Logistics Management Information System (LMIS) Data Flow System



Management Information System (MIS)
Directorate General of Family Planning (DGFP)

Government of the People's Republic of Bangladesh
Medical Education and Family Welfare Division
Directorate General of Family Planning
Management Information System (MIS)
6, Kawran Bazar, Dhaka- 1215
www.dgfp.gov.bd


Memo No. 59.11.00000.402.16.002.19.195

Date: 6 June, 2022.

Sub: Family Planning Monthly Logistics Report for the Month of April, 2022.

Family Planning Monthly Logistics Report for the Month of April, 2022 is sent herewith for your kind information & necessary action. This report is prepared on the basis of Form-7 submitted by Warehouses and Form-7B submitted by Upazila Family Planning Offices by using WIMS & UIMS operating tools. It provides useful information on monthly distribution and stock balance of all the major contraceptives of Warehouse/Upazila Stores. For more information you can visit at www.scmpbd.org web site.

Comments and suggestions for improvement of this report will be highly appreciated.


(Md. Shahadat Hossain)
Director & Line Director (MIS)
Phone: 55012352
Mail: dirmis@dgfp.gov.bd

Memo No. 59.11.00000.402.16.002.19.195.1(204)

Date: 6 June, 2022.

Copy of the report forwarded to (Not according to seniority):

1. Secretary, Medical Education & Family Welfare Division, Ministry of Health & Family Welfare, Bangladesh Secretariat, Dhaka.
2. Additional Secretary (Admin), Medical Education & Family Welfare Division, Ministry of Health & Family Welfare, Bangladesh Secretariat, Dhaka.
3. Director (Administration), Directorate General of Family Planning, 6 Kawran Bazar, Dhaka 1215.
4. Director & Line Director (MIS), Directorate General of Family Planning, 6 Kawran Bazar, Dhaka.
5. Joint Secretary (Development), Medical Education & Family Welfare Division, Ministry of Health & Family Welfare, Bangladesh Secretariat, Dhaka.
6. Director Finance & Line Director (Family Planning Field Service Delivery), Directorate General of Family Planning, 6 Kawran Bazar, Dhaka 1215.
7. Director (Logistics & Supply) and Line Director (Procurement, Storage & Supply Management), Directorate General of Family Planning, 6 Kawran Bazar, Dhaka 1215.
8. Director (IEM) & Line Director (Information, Education and Communication), Directorate General of Family Planning, 6 Kawran Bazar, Dhaka 1215.
9. Director (Planning) & Line Director (Planning Monitoring and Evaluation), Directorate General of Family Planning, 6 Kawran Bazar, Dhaka 1215.

10. Director (MCH-Services) & Line Director (MCRAH), Directorate General of Family Planning, 6 Kawran Bazar, Dhaka 1215.
11. Line Director (CCSDP), Directorate General of Family Planning, 6 Kawran Bazar, Dhaka 1215.
12. Director (Audit), Directorate General of Family Planning, 6 Kawran Bazar, Dhaka 1215.
13. Divisional Director, Family Planning, Dhaka /Chittagong /Rajshahi /Khulna /Sylhet /Barisal/ Rangpur/ Mymensingh Division.
14. Joint Chief (Planning), Health Service Division, Ministry of Health & Family Welfare, Bangladesh Secretariat, Dhaka
15. Joint Chief (Population & Planning wing), Planning commission, Sher-e-Bangla Nagar, Dhaka.
16. Joint Chief (Planning), Program Management and Monitoring Unit (PMMU), Azimpur, Dhaka-1205.
17. Director, Maternal & Child Health Training Institute (MCHTI), Azimpur, Dhaka.
18. Director, Mohammadpur Fertility Services & Training Centre (MFSTC), Mohammadpur, Dhaka.
19. Director, Maternal & Child Health Training Institute (MCHTI), Lalkuthi, Mirpur, Dhaka.
20. P.S. to the Honorable Minister, Ministry of Health and Family Welfare, Bangladesh Secretariat, Dhaka, for kind information of the Honorable Minister.
21. Deputy Chief (Planning), Medical Education & Family Welfare Division, Ministry of Health & Family Welfare, Bangladesh Secretariat, Dhaka.
22. Additional Director (Drugs and Stores), Directorate General of Family Planning, Central Warehouse, Mohakhali, Dhaka.
23. Deputy Director, Family Planning, ----- District (You are requested to take appropriate measures to ensure timely online submission of Form 7B report from upazilas).
24. Regional/District Consultant, FPCS-QIT, District Family Planning Office, ----- District.
25. Central/Regional Supply Officer, Family Planning, ----- CWH/RWHs.
26. Assistant Maintenance Engineer, MIS Unit, DGFP (Requested to upload this report to DGFP website).
27. Country Project Director, MTaPS/MSH, House: 30, Road: No. 42, Gulshan-2, Dhaka-1212.
28. Country Director, the World Bank, E-32, Agargaon, Sher-e-Bangla Nagar, Dhaka-1207.
29. Team Leader, Population & Health Team, USAID, Madani Avenue, Baridhara, Dhaka.
30. Country Representative, UNFPA, IDB Bhaban, Agargaon, Sher-E-Bangla Nagar, Dhaka.
31. Managing Director, SMC, SMC Tower, 33 Banani C/A, Dhaka-1213.
32. Documentation Center, IEM Unit, Directorate General of Family Planning, 6 Kawran Bazar, Dhaka.
33. Responsible person of Dispatch Section, MIS Unit, DGFP (Requested to distribute the published 'Family Planning Monthly Logistics Report' to concerned Person/Office/Organization).
34. PA to Director General, Directorate General of Family Planning, 6 Kawran Bazar, Dhaka 1215.
35. Concerned Organization/Person.



6.6.2022
(Shafiul Haque)
Deputy Director (MIS)

Table Of Contents

	Page
1. DGFP Stock Status Report	1-2
2. National Receipts Quantity by Product by Month	3
3. National Level Contraceptive Summary Report	4
4. Stock Status Report at Different Levels	5
5. Contraceptive Stock Status by Product at Upazila Store and Field	6-10
6. Contraceptive Stock Status by Product at Regional Warehouses/Upazila	11-31
7. Month-wise Consumption Trend	32-34
8. Report on Upazila and Warehouse Having Stock Out in last month	35

DGFP STOCK STATUS NOTES
(For Contraceptives)
Month: April 2022

CONDOM – Current national stock is 110.55 million pieces, and this stock can be used up to June 2023.

- 2021-22: GoB (Rev.) – 47.68 million pcs. (Revised & approved): Contract signed for 47.68 million pcs. and DGFP already received 47.68 million pcs.

PILL (Shukhi) – Current national stock of Oral Contraceptive Pill is 116.61 million cycles which will go up to December 2023.

- 2021-22: RPA(GoB)– 29.76 million cycles* (3rd Generation): Procurement plan approved and Contract signed on 26/01/22 for Lot 1,4,5 and on 19/01/22 for Lot 2 & 3. DGFP received full 29.76 million cycles.
- 2021-22: GoB (Rev.) – 13.4 million cycles* (3rd Generation) Procurement plan approved and IFT published on 11/08/2021. Tender opened on 13/09/2021 & 1st TEC meeting held on 21/09/2021. Tender rejected by Approving Authority on 14.11.2021. New tender published on 14/01/2022 and tender opened on 31/01/22. TEC meeting held on 01/03/2022 & the tender is under approval stage.

***Total 13.4 million (Rev.) cycles (3rd Generation) Oral Pill's procurement is in process.**

POP-APON - Current national stock of POP-APON Pill is 8.58 million cycles which will go up to December 2024.

- 2021-22: GoB (RPA) – 4 million cycles (POP - APON): Tender opened on 15/09/2021 & 1st TEC meeting held on 21/09/2021. Contract signed on 22/11/2021. DGFP received total quantity on 31 December 2021.
- 2021-22: GoB (Rev.) – 1.0 million cycles (POP- APON): Tender opened on 06/09/2021. 1st TEC meeting held on 09/09/2021. Tender approved & NOA issued on 15/09/2021 and contract signed on 30/09/2021. DGFP received total quantity as of 31 December 2021.

IUD - Current national stock is 0.425 million pcs and this stock can be used up to January 2025.

INJECTABLES – Current stock of 20.03 million vials and that can be used up to June 2024.

IMPLANT – Current stock is 8,43,854 sets, and this can be used up to May 2024.

- 2021-22: RPA (GoB) + GoB (Dev.) – 668,000 sets* (Lot 1 & 2 - Two rods): Procurement plan approved and IFT published on 13/08/2021. Tender opened on 16/09/2021. Tender rejected by Approving Authority on 26.12.2021. New tender published on 05/01/2022 and tender opened on 17/02/22. TEC meeting held on 01/03/2022 and approved on 21/03/2022. NOA issued on 11/04/2022. Contract signed on 19/04/2022. 2,60,000 Sets already supplied. Rest of the goods will be supplied within 16 weeks of contract signing.
- 2021-22: GoB (Rev.) – 200,000 sets* of two rod implants: Procurement plan approved and IFT published on 19/08/2021. Tender opened on 09/09/2021 & 1st TEC meeting held on 21/09/2021. Tender rejected by Approving Authority on 20.12.2021. New tender published on 09/01/2022 and tender opened on 23/02/22. TEC meeting held on 01/03/2022 and NOA issued on 29/03/2022 & contract signed. 200,000 sets already supplied.
- 2021-22: RPA (GoB.) + GoB (Dev.) – 31,885 sets* (Two rods) – Carry forward from FY2020-21: Previous Tender rejected by TEC on 15/07/2021. Re-tender published on 11/08/2021 and tender opened on 26/08/2021. 1st TEC meeting held on 05/09/2021. Tender rejected by Approving Authority on 23/09/2021. New tender published on 10/01/2022 and tender will be opened on 24/02/22. TEC meeting held on 01/03/2022 and NOA issued on 29/03/2022 & Contract also completed. 31,885 sets already supplied.

You can also download the previous reports from <http://www.scmpbd.org>

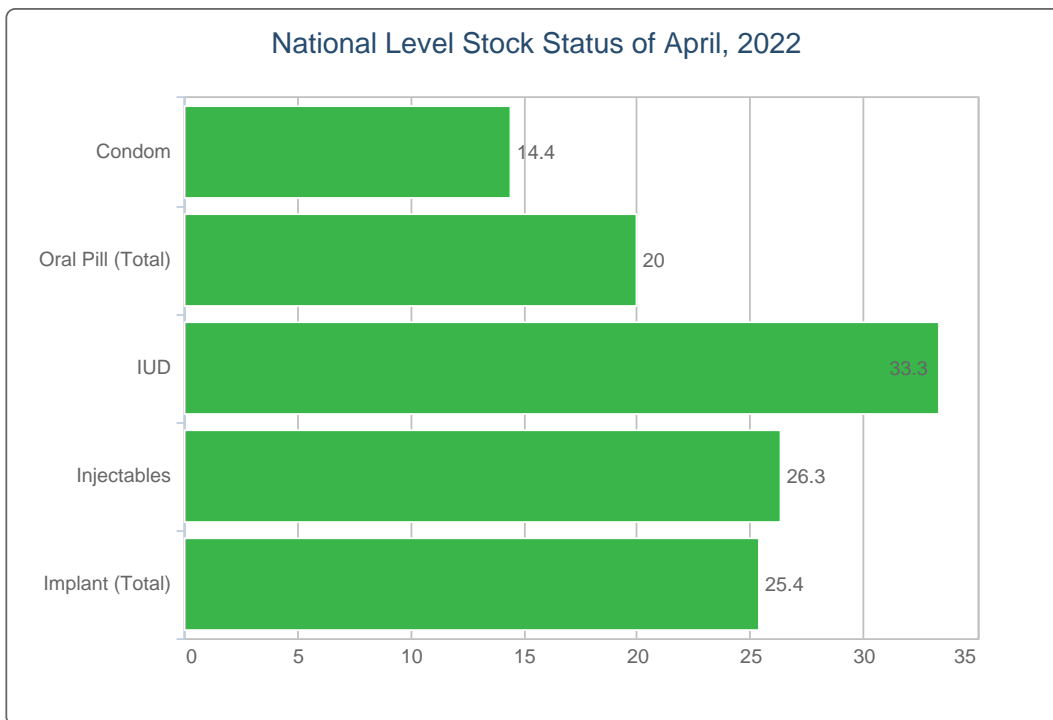
2. National Receipts Quantity by Product by Month

Contraceptive Received Report

Month: April, 2022

Item	Supplier	Receiver	Date Receipts	Qty
Condom	ESSENTIAL DRUGS CO. LTD.	Bogura RWH	30/04/22	9,818,400
	KHULNA ESSENTIAL LATEX PLANT (KELP)	Khulna RWH	30/04/22	2,148,800
Total				11,967,200
Shukhi (3rd Gen)	Popular Pharmaceuticals Ltd.	Chattogram RWH	30/04/22	5,952,000
	TECHNO DRUGS Ltd	Bogura RWH	30/04/22	1,900,000
Total				7,852,000
Implant (Total)	TECHNO DRUGS Ltd	Dhaka CWH	30/04/22	491,885
Total				491,885

3. National Level Contraceptive Summary Report



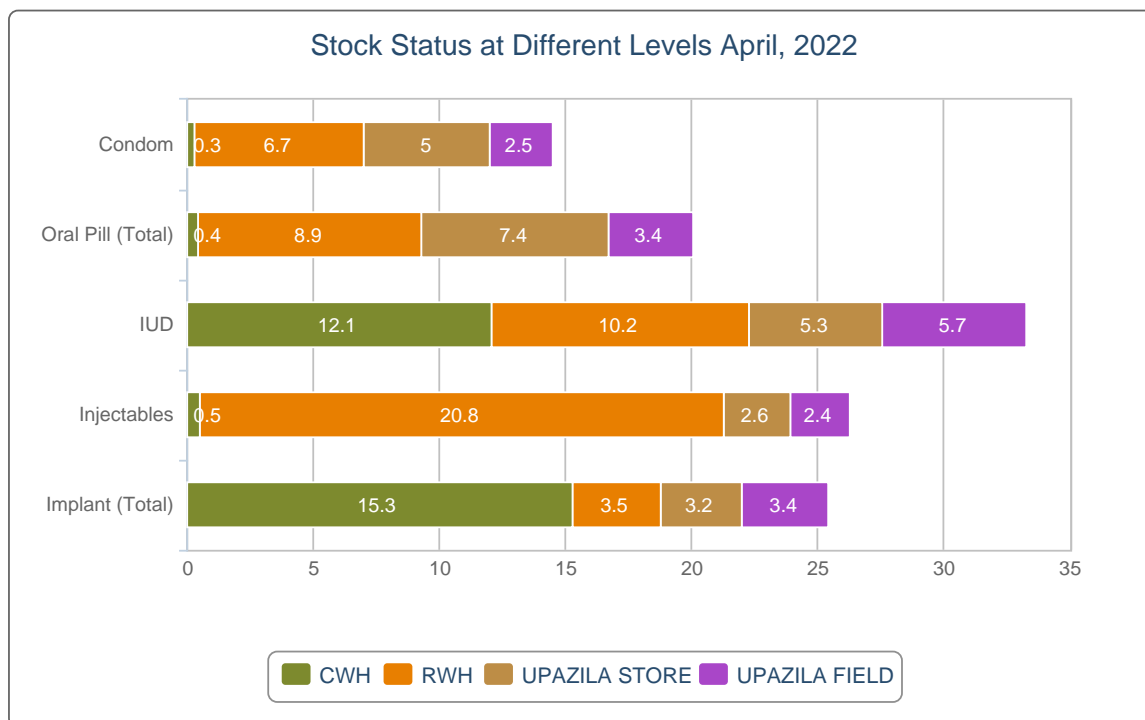
■ MOS: < 3.0
 ■ MOS: 3.0 - 5.9
 ■ MOS: 6.0 and above

MOS = Month of Stock

National Level Stock Status of April, 2022

SL	Name of Products	Reported Consumption	Reported Closing Balance	Average Monthly Consumption	MOS
1	Condom	7,292,247	110,546,949	7,678,292	14.4
2	Oral Pill (Total)	5,637,950	116,608,599	5,816,563	20.0
3	IUD	8,346	425,716	12,798	33.3
4	Injectables	722,037	20,030,477	762,639	26.3
5	Implant (Total)	12,296	843,854	33,202	25.4

4. Stock Status Report at Different Levels

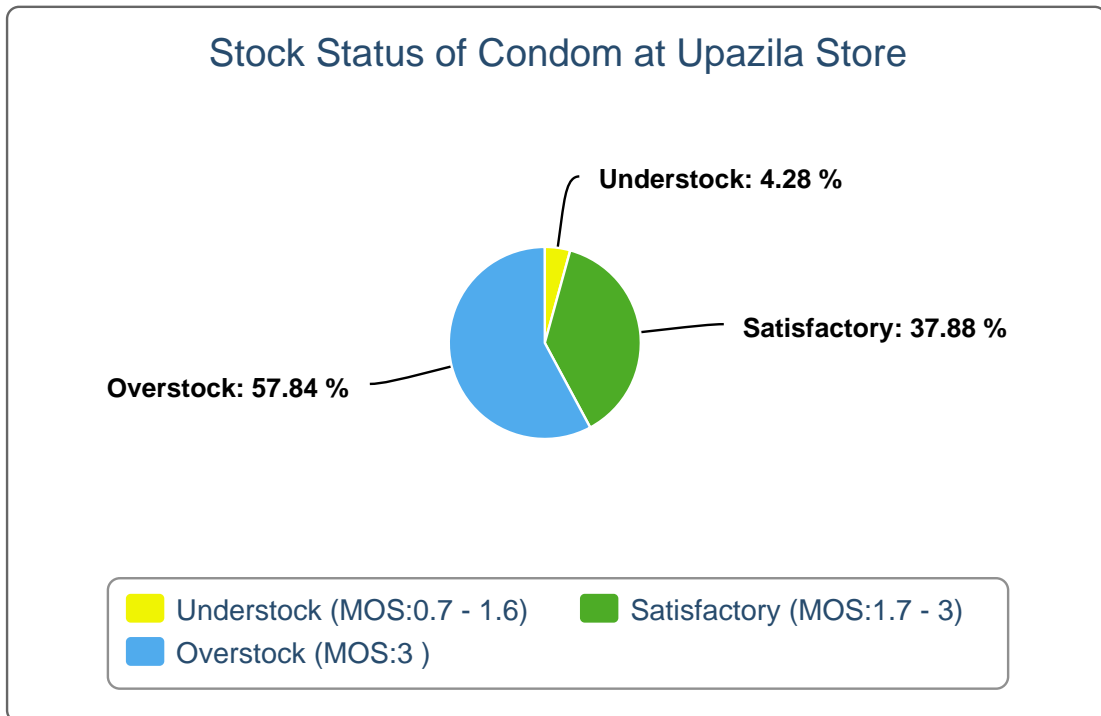


Stock Status at Different Levels April, 2022

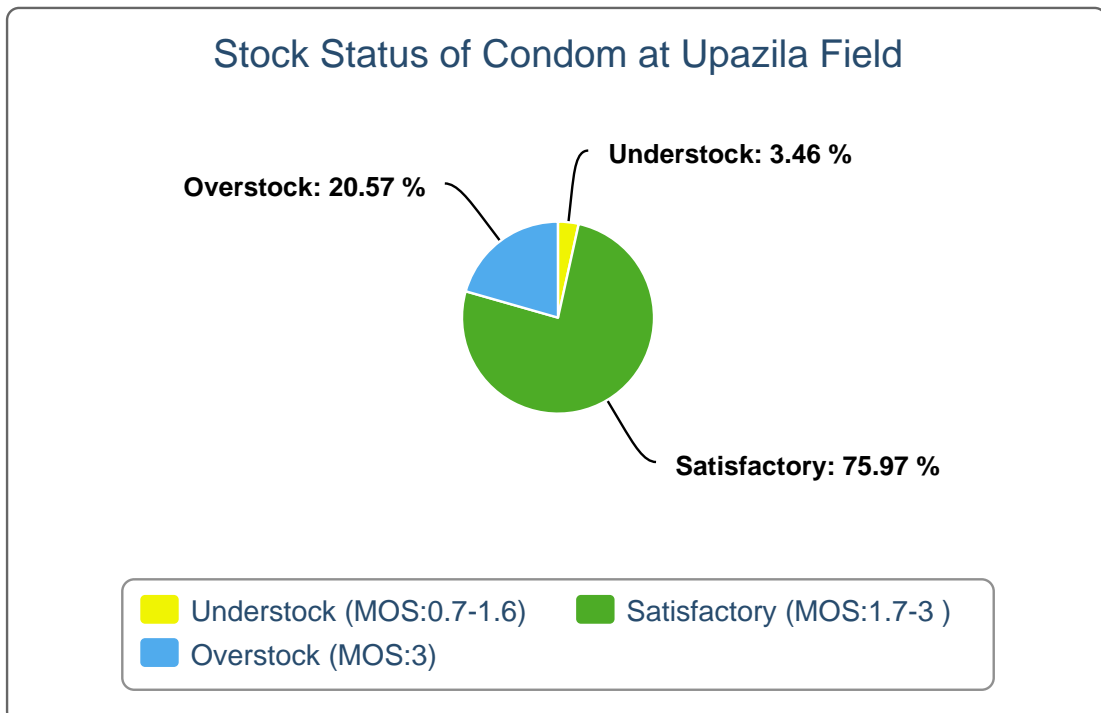
Products	Avg. Consump. of Last 6 Months	CWH Level	MOS	RWH Level	MOS	Upazila Level	MOS	Field Level	MOS	National Level	MOS
Condom	7,678,292	2,033,240	0.3	51,085,800	6.7	38,052,504	5	19,375,405		110,546,949	14.4
Oral Pill (Total)	5,816,563	2,062,698	0.4	51,713,293	8.9	42,816,959	7.4	20,015,649		116,608,599	20
IUD	12,798	154,700	12.1	130,502	10.2	67,581	5.3	72,933		425,716	33.3
Injectables	762,639	358,100	0.5	15,897,700	20.8	1,975,313	2.6	1,799,364		20,030,477	26.3
Implant (Total)	33,202	508,185	15.3	115,700	3.5	107,109	3.2	112,860		843,854	25.4

5. Contraceptive Stock Status by Product at Upazila Store and Field

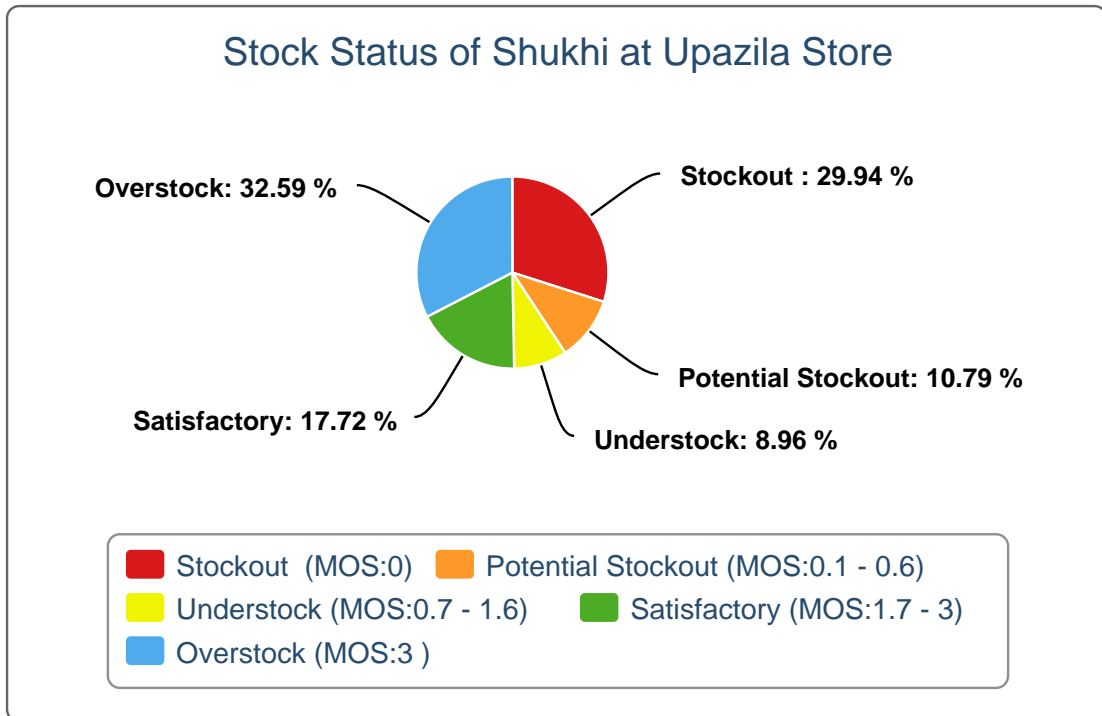
5(a).



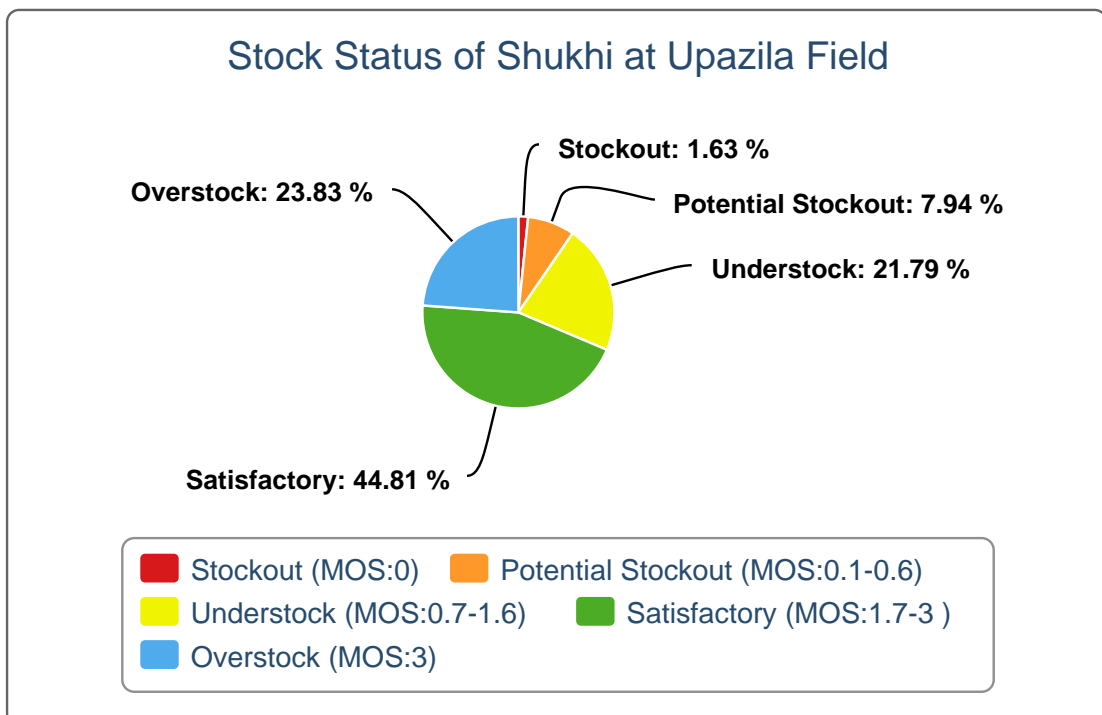
5(b).



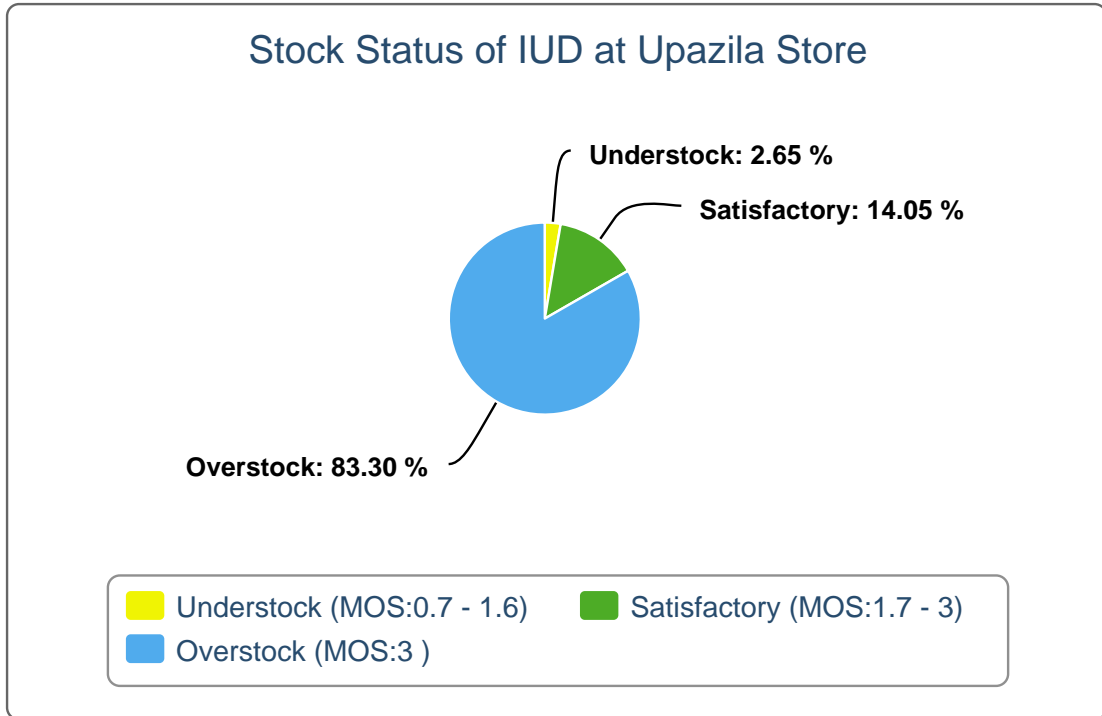
5(c).



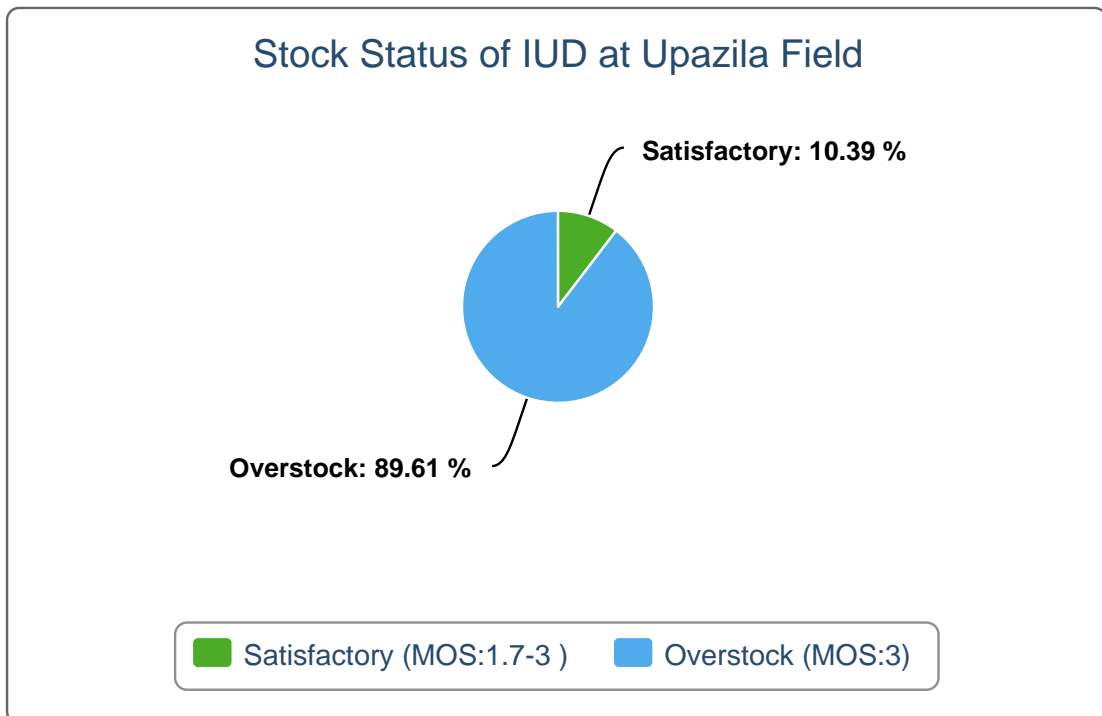
5(d).



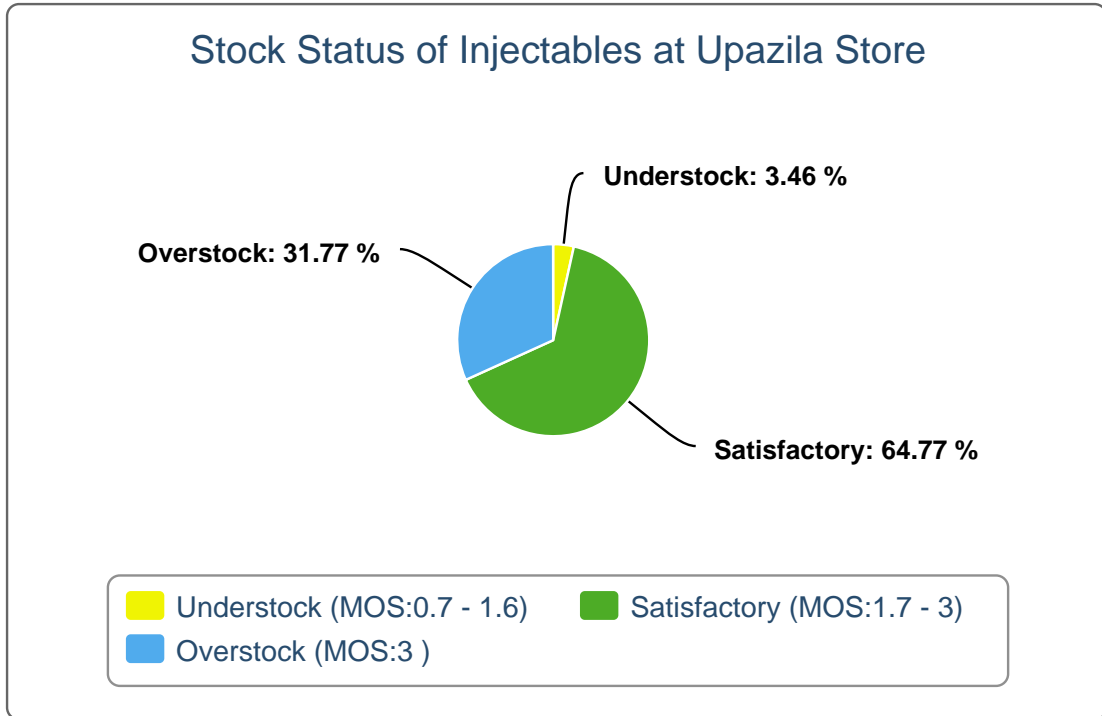
5(e).



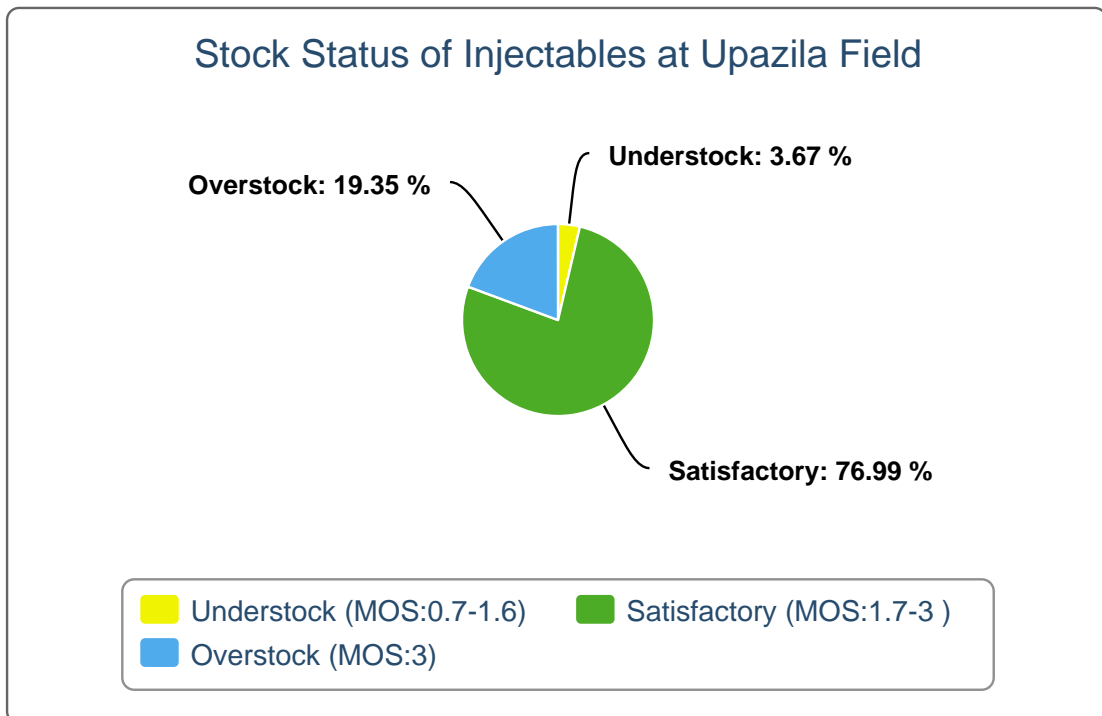
5(f).



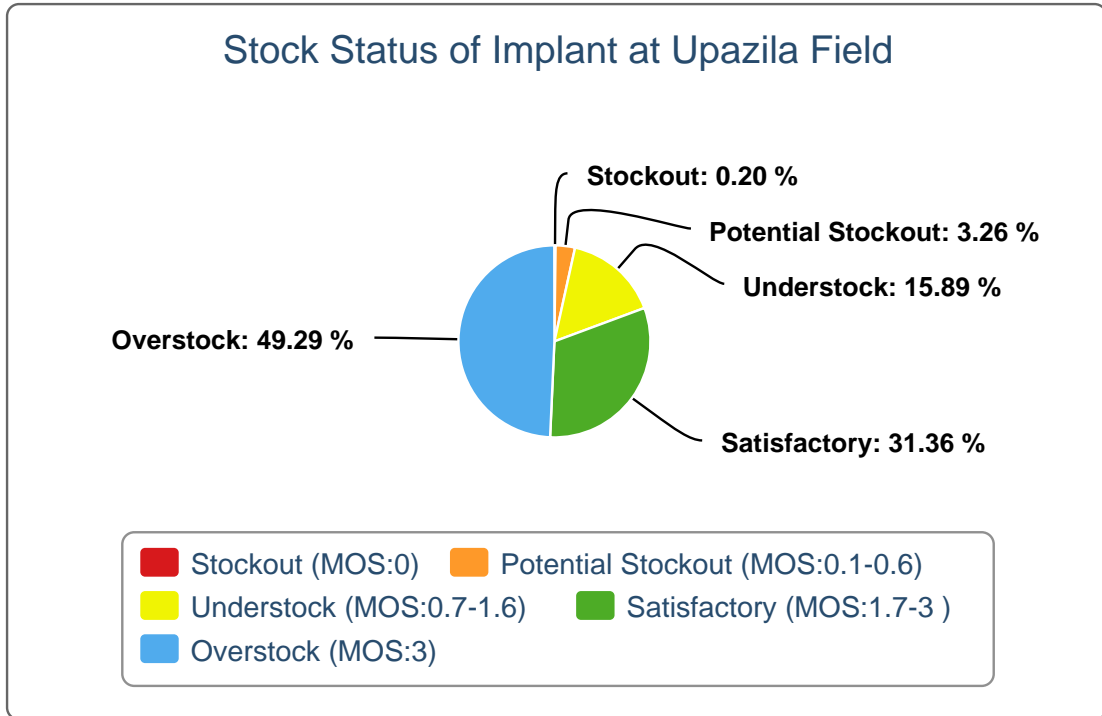
5(g).



5(h).



5(i).



6(a). Contraceptive Stock Status by Product at Regional Warehouses

SL	WH Name	Condom			Shukhi			IUD			Injectables			Implant		
		CBL	AMD	MOS	CBL	AMD	MOS	CBL	AMD	MOS	CBL	AMD	MOS	CBL	AMD	MOS
1	Bandarban RWH	108,000	33,665	3.2	86,400	21,725	4.0	1,025	139	7.4	20,900	2,949	7.1	1,750	200	8.8
2	Barishal RWH	3,790,000	226,169	16.8	81,600	182,611	0.4	3,850	411	9.4	51,800	26,341	2.0	7,800	1,007	7.7
3	Bhola RWH	946,800	40,981	23.1	429,600	53,788	8.0	2,900	140	20.7	50,000	28,212	1.8	3,800	328	11.6
4	Bogura RWH	5,783,200	456,865	12.7	6,074,400	326,625	18.6	12,950	486	26.6	3,556,000	28,268	125.8	9,600	2,205	4.4
5	Chattogram RWH	16,175,400	374,645	43.2	20,911,633	296,257	70.6	5,800	1,374	4.2	6,283,500	46,904	134.0	9,700	2,658	3.6
6	Cumilla RWH	651,600	422,193	1.5	263,040	339,101	0.8	12,400	1,281	9.7	231,000	56,928	4.1	3,000	2,328	1.3
7	Dhaka CWH	2,033,240	1,081,673	1.9	2,062,698	565,105	3.7	154,700	1,664	93.0	358,100	72,051	5.0	508,185	2,831	179.5
8	Dinajpur RWH	486,000	159,760	3.0	225,600	241,848	0.9	9,500	329	28.9	159,000	29,161	5.5	6,050	1,757	3.4
9	Faridpur RWH	579,600	398,033	1.5	828,480	300,732	2.8	5,350	706	7.6	210,000	28,837	7.3	8,250	2,080	4.0
10	Jamalpur RWH	756,000	266,133	2.8	496,320	196,952	2.5	6,600	241	27.4	114,000	22,448	5.1	5,800	1,066	5.4
11	Jashore RWH	2,185,200	401,998	5.4	522,240	271,543	1.9	2,900	358	8.1	95,800	34,975	2.7	3,400	1,319	2.6
12	Khulna RWH	5,250,000	471,159	11.1	17,744,570	325,312	54.5	12,550	466	26.9	4,030,400	31,395	128.4	6,200	1,431	4.3
13	Kushtia RWH	824,400	286,509	2.9	338,400	149,130	2.3	3,407	172	19.8	63,900	28,853	2.2	6,700	709	9.4
14	Mymensingh RWH	6,440,000	556,943	11.6	902,890	641,382	1.4	7,300	749	9.7	200,000	48,357	4.1	4,300	2,571	1.7
15	Noakhali RWH	385,200	205,334	1.9	104,160	149,142	0.7	2,850	808	3.5	80,000	37,674	2.1	6,050	1,508	4.0
16	Pabna RWH	583,200	418,597	1.4	19,680	270,419	0.1	3,200	754	4.2	91,000	35,344	2.6	6,400	886	7.2
17	Patuakhali RWH	1,126,800	101,148	11.1	833,280	133,839	6.2	5,750	340	16.9	131,500	21,808	6.0	3,000	1,104	2.7
18	Rajshahi RWH	802,800	563,749	1.4	247,680	243,281	1.0	11,545	264	43.7	140,900	25,956	5.4	6,400	1,178	5.4
19	Rangamati RWH	115,200	42,650	2.7	425,760	34,112	12.5	1,250	92	13.6	11,000	3,068	3.6	800	221	3.6
20	Rangpur RWH	1,674,000	395,041	4.2	709,820	561,429	1.3	8,575	1,143	7.5	137,000	86,521	1.6	6,000	2,787	2.2
21	Sylhet RWH	1,565,600	533,148	2.9	189,120	318,345	0.6	5,600	628	8.9	134,000	46,568	2.9	5,600	2,168	2.6
22	Tangail RWH	856,800	241,899	3.5	278,620	193,885	1.4	5,200	253	20.6	106,000	20,021	5.3	5,100	860	5.9

6(b). Contraceptive Stock Status by Product at Upazila

SL	Warehouse Name	Upazila Name	Condom			Shukhi			IUD			Injectables			Implant		
			CBL	AMD	MOS	CBL	AMD	MOS	CBL	AMD	MOS	CBL	AMD	MOS	CBL	AMD	MOS
1	Bandarban RWH	Alikadam	20,244	8,482	2.4	12,880	3,691	3.5	184	40	4.6	2,909	514	5.7	150	38	3.9
2	Bandarban RWH	Bandarban Sadar	20,163	3,843	5.2	23,771	3,842	6.2	189	24	7.9	2,389	552	4.3	79	38	2.1
3	Bandarban RWH	Lama	12,780	5,958	2.1	11,575	5,551	2.1	178	36	4.9	2,831	695	4.1	182	36	5.1
4	Bandarban RWH	Naikhongchhari	25,100	5,450	4.6	20,725	3,014	6.9	109	12	9.1	2,157	678	3.2	100	27	3.7
5	Bandarban RWH	Rowangchhari	14,312	2,168	6.6	12,145	2,080	5.8	116	7	16.6	858	218	3.9	154	18	8.6
6	Bandarban RWH	Ruma	18,528	5,271	3.5	15,840	1,727	9.2	110	11	10.0	546	155	3.5	100	21	4.8
7	Bandarban RWH	Thanchi	25,710	2,493	10.3	19,485	1,820	10.7	122	9	13.6	1,145	137	8.4	116	22	5.3
8	Barishal RWH	Agailjhara	70,200	6,319	11.1	36,608	7,735	4.7	151	9	16.8	7,522	650	11.6	100	39	2.6
9	Barishal RWH	Babuganj	276,600	5,466	50.6	50,985	6,350	8.0	111	16	6.9	4,231	469	9.0	350	34	10.3
10	Barishal RWH	Bakerganj	504,135	14,159	35.6	165,074	12,810	12.9	225	25	9.0	9,730	1,876	5.2	200	78	2.6
11	Barishal RWH	Banari Para	263,324	5,175	50.9	40,840	7,000	5.8	164	15	10.9	4,158	521	8.0	100	73	1.4
12	Barishal RWH	Barishal Sadar (kotwali)	62,916	38,084	1.7	25,140	16,731	1.5	250	82	3.0	16,504	4,013	4.1	250	132	1.9
13	Barishal RWH	Bhandaria	68,184	10,112	6.7	36,850	7,345	5.0	264	25	10.6	7,123	983	7.2	150	41	3.7
14	Barishal RWH	Gournadi	76,500	8,937	8.6	58,135	9,898	5.9	178	17	10.5	6,943	1,101	6.3	200	44	4.5
15	Barishal RWH	Hizla	51,056	8,226	6.2	17,685	5,197	3.4	125	10	12.5	11,024	1,243	8.9	200	20	10.0
16	Barishal RWH	Indurkani	148,364	5,716	26.0	38,344	5,598	6.8	86	10	8.6	5,250	767	6.8	250	23	10.9
17	Barishal RWH	Jhalokati Sadar	69,500	11,437	6.1	91,985	8,289	11.1	177	23	7.7	5,377	901	6.0	350	76	4.6
18	Barishal RWH	Kanthalia	75,481	4,233	17.8	52,760	4,134	12.8	161	8	20.1	4,479	594	7.5	150	21	7.1
19	Barishal RWH	Kawkhali	95,500	5,167	18.5	58,430	3,630	16.1	235	17	13.8	3,350	338	9.9	350	22	15.9
20	Barishal RWH	Mathbaria	71,362	13,968	5.1	34,855	14,998	2.3	138	18	7.7	8,822	1,681	5.2	100	45	2.2
21	Barishal RWH	Mehendiganj	97,332	10,067	9.7	32,250	8,536	3.8	250	16	15.6	21,280	2,702	7.9	150	17	8.8
22	Barishal RWH	Muladi	34,580	11,090	3.1	12,675	8,981	1.4	190	7	27.1	11,769	1,888	6.2	52	25	2.1
23	Barishal RWH	Nalchity	39,636	7,215	5.5	40,955	6,473	6.3	158	15	10.5	8,926	1,310	6.8	100	49	2.0
24	Barishal RWH	Nazirpur	88,296	14,470	6.1	24,600	10,259	2.4	190	21	9.0	8,410	1,401	6.0	250	38	6.6
25	Barishal RWH	Nesarabad (swarupkati)	49,140	19,423	2.5	7,175	13,043	0.6	341	25	13.6	8,593	1,473	5.8	250	70	3.6

SL	Warehouse Name	Upazila Name	Condom			Shukhi			IUD			Injectables			Implant		
			CBL	AMD	MOS	CBL	AMD	MOS	CBL	AMD	MOS	CBL	AMD	MOS	CBL	AMD	MOS
26	Barishal RWH	Pirojpur Sadar	49,804	10,149	4.9	36,092	8,171	4.4	200	25	8.0	5,252	967	5.4	170	59	2.9
27	Barishal RWH	Rajapur	65,800	5,615	11.7	45,330	5,093	8.9	130	5	26.0	3,653	597	6.1	150	21	7.1
28	Barishal RWH	Wazirpur	857,712	11,141	77.0	22,865	12,340	1.9	261	22	11.9	5,678	866	6.6	300	80	3.8
29	Bhola RWH	Bhola Sadar	26,277	10,610	2.5	16,125	11,980	1.3	161	48	3.4	11,903	5,241	2.3	310	124	2.5
30	Bhola RWH	Burhanuddin	7,284	2,900	2.5	24,215	6,375	3.8	41	12	3.4	3,506	1,272	2.8	50	21	2.4
31	Bhola RWH	Char Fasson	25,300	14,593	1.7	26,300	15,339	1.7	136	37	3.7	20,585	9,460	2.2	150	71	2.1
32	Bhola RWH	Daulat Khan	23,498	1,663	14.1	24,105	4,249	5.7	75	11	6.8	6,000	3,622	1.7	300	20	15.0
33	Bhola RWH	Lalmohan	14,886	6,451	2.3	36,875	8,739	4.2	59	20	3.0	11,076	5,212	2.1	200	34	5.9
34	Bhola RWH	Manpura	11,124	3,483	3.2	4,749	2,850	1.7	52	5	10.4	3,800	1,844	2.1	70	32	2.2
35	Bhola RWH	Tazumuddin	27,562	1,281	21.5	18,529	4,256	4.4	35	7	5.0	3,395	1,561	2.2	50	26	1.9
36	Bogura RWH	Adamdighi	36,900	7,517	4.9	267,960	5,126	52.3	40	10	4.0	1,156	225	5.1	100	37	2.7
37	Bogura RWH	Akkelpur	27,204	5,792	4.7	219,225	4,601	47.6	94	17	5.5	1,267	333	3.8	0	84	0.0
38	Bogura RWH	Atrai	40,940	11,831	3.5	45,080	11,085	4.1	90	6	15.0	1,523	435	3.5	50	43	1.2
39	Bogura RWH	Badalgachhi	24,394	9,135	2.7	47,275	10,756	4.4	21	7	3.0	2,888	1,178	2.5	200	60	3.3
40	Bogura RWH	Bogura Sadar	165,428	58,926	2.8	59,195	15,566	3.8	295	40	7.4	12,028	1,719	7.0	375	135	2.8
41	Bogura RWH	Dhamoirhat	46,635	7,281	6.4	1,023,855	7,439	137.6	62	8	7.8	2,241	581	3.9	150	28	5.4
42	Bogura RWH	Dhunat	86,880	33,352	2.6	307,465	19,506	15.8	40	11	3.6	4,253	2,059	2.1	150	63	2.4
43	Bogura RWH	Dhupchanchia	31,200	8,309	3.8	41,950	8,016	5.2	175	15	11.7	1,531	683	2.2	300	94	3.2
44	Bogura RWH	Gabtali	62,700	20,236	3.1	30,110	12,100	2.5	74	11	6.7	5,204	2,019	2.6	250	114	2.2
45	Bogura RWH	Ghoraghat	25,700	6,658	3.9	37,865	6,088	6.2	51	10	5.1	737	322	2.3	202	65	3.1
46	Bogura RWH	Hakimpur	19,600	5,984	3.3	48,205	4,134	11.7	65	5	13.0	1,627	218	7.5	150	30	5.0
47	Bogura RWH	Joypurhat Sadar	59,268	17,741	3.3	37,030	11,299	3.3	250	45	5.6	3,800	826	4.6	450	164	2.7
48	Bogura RWH	Kahaloo	43,260	16,391	2.6	26,660	10,539	2.5	77	10	7.7	2,417	862	2.8	150	119	1.3
49	Bogura RWH	Kalai	20,532	6,667	3.1	624,080	7,967	78.3	93	11	8.5	2,108	397	5.3	200	49	4.1
50	Bogura RWH	Khetlal	39,300	7,371	5.3	349,820	4,952	70.6	112	16	7.0	1,940	264	7.3	0	57	0.0

SL	Warehouse Name	Upazila Name	Condom			Shukhi			IUD			Injectables			Implant		
			CBL	AMD	MOS	CBL	AMD	MOS	CBL	AMD	MOS	CBL	AMD	MOS	CBL	AMD	MOS
51	Bogura RWH	Mahadebpur	35,100	14,258	2.5	643,155	15,369	41.8	32	5	6.4	2,438	804	3.0	300	80	3.8
52	Bogura RWH	Manda	54,490	21,145	2.6	75,525	26,210	2.9	182	68	2.7	3,499	1,794	2.0	100	71	1.4
53	Bogura RWH	Nandigram	27,200	8,476	3.2	35,420	9,865	3.6	60	4	15.0	940	312	3.0	150	39	3.8
54	Bogura RWH	Naogaon Sadar	70,256	20,001	3.5	72,225	12,282	5.9	105	18	5.8	4,108	1,330	3.1	300	87	3.4
55	Bogura RWH	Niamatpur	48,662	11,314	4.3	1,231,285	12,303	100.1	57	10	5.7	2,076	837	2.5	300	83	3.6
56	Bogura RWH	Panchbibi	36,020	10,921	3.3	1,507,699	7,477	201.6	51	17	3.0	2,835	823	3.4	330	98	3.4
57	Bogura RWH	Patnitala	30,960	10,351	3.0	329,770	9,889	33.3	65	9	7.2	1,844	632	2.9	50	59	0.8
58	Bogura RWH	Porsha	26,244	9,756	2.7	71,685	8,196	8.7	48	12	4.0	1,101	482	2.3	50	30	1.7
59	Bogura RWH	Raninagar	30,800	10,290	3.0	37,755	10,976	3.4	112	5	22.4	1,773	491	3.6	50	26	1.9
60	Bogura RWH	Sapahar	29,784	9,529	3.1	62,370	9,928	6.3	86	9	9.6	2,931	1,052	2.8	150	32	4.7
61	Bogura RWH	Sariakandi	45,312	13,644	3.3	972,975	7,915	122.9	91	28	3.3	3,861	1,036	3.7	300	112	2.7
62	Bogura RWH	Shajahanpur	98,148	39,431	2.5	34,730	11,689	3.0	58	13	4.5	3,196	983	3.3	100	99	1.0
63	Bogura RWH	Sherpur	70,980	28,823	2.5	112,185	16,489	6.8	92	18	5.1	5,233	1,537	3.4	200	94	2.1
64	Bogura RWH	Shibganj	44,100	16,313	2.7	291,420	19,793	14.7	60	10	6.0	7,100	3,307	2.1	400	71	5.6
65	Bogura RWH	Sonatola	37,780	9,422	4.0	238,045	9,070	26.2	130	38	3.4	1,934	727	2.7	200	82	2.4
66	Chattogram RWH	Anowara	18,900	8,351	2.3	119,980	9,620	12.5	145	16	9.1	1,600	691	2.3	300	38	7.9
67	Chattogram RWH	Banshkhali	22,920	11,125	2.1	18,465	9,772	1.9	120	21	5.7	3,422	1,556	2.2	300	84	3.6
68	Chattogram RWH	Boalkhali	182,493	6,730	27.1	16,102	6,441	2.5	160	33	4.8	814	445	1.8	350	84	4.2
69	Chattogram RWH	Chandanaish	13,500	6,368	2.1	61,600	7,084	8.7	90	27	3.3	1,368	727	1.9	450	42	10.7
70	Chattogram RWH	Dighinala	16,380	7,493	2.2	12,825	8,782	1.5	140	17	8.2	1,887	1,005	1.9	200	32	6.3
71	Chattogram RWH	Double Mooring	98,628	49,781	2.0	25,830	11,962	2.2	487	254	1.9	5,404	2,878	1.9	305	203	1.5
72	Chattogram RWH	Fatikchhari	37,500	14,173	2.6	112,570	14,843	7.6	178	13	13.7	3,842	1,990	1.9	250	191	1.3
73	Chattogram RWH	Guimara	13,200	823	16.0	11,150	2,607	4.3	129	3	43.0	1,350	176	7.7	200	0	0.0
74	Chattogram RWH	Hathazari	56,992	30,153	1.9	16,740	18,191	0.9	84	19	4.4	2,705	1,362	2.0	250	51	4.9
75	Chattogram RWH	Khagrachhari Sadar	7,244	2,853	2.5	47,975	5,206	9.2	186	31	6.0	820	431	1.9	176	21	8.4

SL	Warehouse Name	Upazila Name	Condom			Shukhi			IUD			Injectables			Implant		
			CBL	AMD	MOS	CBL	AMD	MOS	CBL	AMD	MOS	CBL	AMD	MOS	CBL	AMD	MOS
76	Chattogram RWH	Lakshmichhari	13,579	891	15.2	155,539	1,859	83.7	76	12	6.3	280	98	2.9	150	23	6.5
77	Chattogram RWH	Lohagara	13,698	5,904	2.3	281,263	7,327	38.4	114	20	5.7	2,640	1,263	2.1	200	36	5.6
78	Chattogram RWH	Mahalchhari	12,420	3,095	4.0	21,915	4,117	5.3	68	9	7.6	648	297	2.2	100	20	5.0
79	Chattogram RWH	Manikchhari	15,160	993	15.3	58,320	1,789	32.6	93	7	13.3	823	447	1.8	50	39	1.3
80	Chattogram RWH	Matiranga	16,000	7,770	2.1	18,405	6,691	2.8	117	30	3.9	1,876	925	2.0	270	34	7.9
81	Chattogram RWH	Mirsharai	24,828	10,973	2.3	46,176	12,526	3.7	132	35	3.8	3,303	1,701	1.9	300	56	5.4
82	Chattogram RWH	Panchhari	12,544	2,591	4.8	11,580	4,299	2.7	131	7	18.7	550	192	2.9	150	28	5.4
83	Chattogram RWH	Panchlaish	72,828	38,107	1.9	20,085	9,759	2.1	303	130	2.3	4,587	2,506	1.8	160	144	1.1
84	Chattogram RWH	Patiya	33,300	14,373	2.3	40,485	14,848	2.7	215	92	2.3	2,636	1,691	1.6	300	117	2.6
85	Chattogram RWH	Ramgarh	30,544	3,119	9.8	39,580	4,013	9.9	119	6	19.8	554	174	3.2	200	19	10.5
86	Chattogram RWH	Rangunia	30,780	13,981	2.2	36,845	12,634	2.9	112	43	2.6	2,895	1,507	1.9	300	128	2.3
87	Chattogram RWH	Raozan	17,964	9,341	1.9	43,135	9,124	4.7	112	50	2.2	2,340	1,128	2.1	200	107	1.9
88	Chattogram RWH	Sandwip	57,826	8,670	6.7	64,950	11,036	5.9	186	13	14.3	8,842	1,295	6.8	450	91	4.9
89	Chattogram RWH	Satkania	25,260	10,451	2.4	52,350	10,099	5.2	92	23	4.0	1,326	713	1.9	400	80	5.0
90	Chattogram RWH	Sitakunda	32,370	13,293	2.4	55,885	10,038	5.6	149	47	3.2	2,802	1,286	2.2	300	67	4.5
91	Cox's Bazar RWH	Chakaria	27,216	12,884	2.1	75,875	12,532	6.1	220	74	3.0	5,781	3,141	1.8	300	169	1.8
92	Cox's Bazar RWH	Cox's Bazar Sadar	60,540	21,233	2.9	22,160	16,364	1.4	186	43	4.3	6,317	3,222	2.0	228	105	2.2
93	Cox's Bazar RWH	Kutubdia	46,752	2,937	15.9	31,635	2,919	10.8	77	36	2.1	6,790	998	6.8	600	103	5.8
94	Cox's Bazar RWH	Maheshkhali	150,416	6,016	25.0	11,345	16,647	0.7	118	48	2.5	6,269	3,158	2.0	300	123	2.4
95	Cox's Bazar RWH	Pekua	138,300	7,767	17.8	209,755	7,349	28.5	113	35	3.2	5,549	2,768	2.0	200	82	2.4
96	Cox's Bazar RWH	Ramu	20,676	11,636	1.8	109,795	6,135	17.9	153	57	2.7	3,476	1,771	2.0	200	105	1.9
97	Cox's Bazar RWH	Teknaf	53,784	23,392	2.3	255,735	13,184	19.4	157	74	2.1	9,928	4,126	2.4	150	115	1.3
98	Cox's Bazar RWH	Ukhia	25,080	7,378	3.4	75,350	6,460	11.7	161	49	3.3	4,337	1,236	3.5	160	121	1.3
99	Cumilla RWH	Akhaura	39,220	5,629	7.0	27,961	4,401	6.4	99	15	6.6	2,442	684	3.6	50	23	2.2
100	Cumilla RWH	Ashuganj	81,700	11,295	7.2	36,180	6,693	5.4	136	24	5.7	2,565	805	3.2	200	50	4.0

SL	Warehouse Name	Upazila Name	Condom			Shukhi			IUD			Injectables			Implant		
			CBL	AMD	MOS	CBL	AMD	MOS	CBL	AMD	MOS	CBL	AMD	MOS	CBL	AMD	MOS
101	Cumilla RWH	Banchharampur	79,800	13,730	5.8	59,870	9,459	6.3	108	40	2.7	2,502	1,543	1.6	300	126	2.4
102	Cumilla RWH	Barura	79,560	12,601	6.3	33,555	15,501	2.2	116	42	2.8	6,179	2,899	2.1	200	51	3.9
103	Cumilla RWH	Bijoy Nagar	83,508	9,681	8.6	64,481	8,576	7.5	226	14	16.1	3,334	1,286	2.6	150	37	4.1
104	Cumilla RWH	Brahman Para	53,492	7,385	7.2	48,010	7,011	6.8	94	22	4.3	2,427	723	3.4	210	54	3.9
105	Cumilla RWH	Brahmanbaria Sadar	125,500	21,519	5.8	83,095	10,669	7.8	165	76	2.2	5,825	1,934	3.0	100	111	0.9
106	Cumilla RWH	Burichang	79,778	22,323	3.6	77,020	16,565	4.6	156	36	4.3	3,709	1,724	2.2	200	81	2.5
107	Cumilla RWH	Chandina	72,708	11,051	6.6	49,733	14,009	3.6	127	30	4.2	5,965	2,662	2.2	100	32	3.1
108	Cumilla RWH	Chandpur Sadar	102,600	13,192	7.8	44,255	12,089	3.7	231	103	2.2	5,371	2,367	2.3	250	94	2.7
109	Cumilla RWH	Chaudagram	110,408	16,217	6.8	56,915	15,627	3.6	392	24	16.3	7,129	3,391	2.1	200	38	5.3
110	Cumilla RWH	Cumilla Adarsha Sadar	101,100	42,304	2.4	44,065	16,359	2.7	208	87	2.4	4,072	2,767	1.5	68	134	0.5
111	Cumilla RWH	Cumilla Sadar Dakshin	108,900	10,316	10.6	45,155	9,981	4.5	146	22	6.6	4,330	1,827	2.4	200	51	3.9
112	Cumilla RWH	Daudkandi	77,028	9,863	7.8	42,525	10,143	4.2	134	62	2.2	4,264	1,737	2.5	250	40	6.3
113	Cumilla RWH	Debidwar	141,900	14,370	9.9	81,660	15,588	5.2	380	102	3.7	9,297	2,787	3.3	400	53	7.5
114	Cumilla RWH	Faridganj	94,200	9,968	9.5	73,010	10,740	6.8	370	72	5.1	4,410	2,028	2.2	350	144	2.4
115	Cumilla RWH	Haim Char	16,100	2,880	5.6	19,660	4,197	4.7	57	23	2.5	2,560	397	6.4	100	24	4.2
116	Cumilla RWH	Hajiganj	60,000	5,272	11.4	70,965	9,465	7.5	271	47	5.8	4,596	1,785	2.6	200	58	3.4
117	Cumilla RWH	Homna	104,292	14,773	7.1	41,115	8,811	4.7	108	21	5.1	2,875	986	2.9	150	26	5.8
118	Cumilla RWH	Kachua	63,591	8,721	7.3	56,505	10,167	5.6	150	47	3.2	5,620	2,902	1.9	100	43	2.3
119	Cumilla RWH	Kasba	91,200	18,174	5.0	42,320	12,398	3.4	126	54	2.3	2,691	1,092	2.5	100	145	0.7
120	Cumilla RWH	Laksam	49,300	6,794	7.3	33,500	6,129	5.5	73	17	4.3	4,180	1,454	2.9	210	35	6.0
121	Cumilla RWH	Lalmai	7,392	4,137	1.8	10,235	6,188	1.7	161	7	23.0	2,140	788	2.7	150	19	7.9
122	Cumilla RWH	Manoharganj	77,000	9,096	8.5	38,775	7,659	5.1	101	10	10.1	2,976	1,211	2.5	200	34	5.9
123	Cumilla RWH	Matlab Dakshin	65,628	5,735	11.4	58,197	6,326	9.2	100	15	6.7	4,420	1,476	3.0	200	48	4.2
124	Cumilla RWH	Matlab Uttar	97,900	10,242	9.6	58,615	11,085	5.3	170	64	2.7	3,803	1,291	2.9	250	90	2.8
125	Cumilla RWH	Meghna	45,600	5,591	8.2	37,475	4,884	7.7	100	21	4.8	2,256	766	2.9	200	48	4.2

SL	Warehouse Name	Upazila Name	Condom			Shukhi			IUD			Injectables			Implant		
			CBL	AMD	MOS	CBL	AMD	MOS	CBL	AMD	MOS	CBL	AMD	MOS	CBL	AMD	MOS
126	Cumilla RWH	Muradnagar	165,830	25,750	6.4	76,388	16,083	4.7	191	40	4.8	6,862	2,469	2.8	300	206	1.5
127	Cumilla RWH	Nabinagar	144,697	17,392	8.3	65,748	11,855	5.5	168	35	4.8	3,521	1,518	2.3	100	141	0.7
128	Cumilla RWH	Nangalkot	77,000	15,453	5.0	39,901	7,789	5.1	98	24	4.1	4,657	1,876	2.5	100	56	1.8
129	Cumilla RWH	Nasirnagar	52,752	8,161	6.5	60,415	12,013	5.0	100	17	5.9	2,011	1,033	1.9	450	85	5.3
130	Cumilla RWH	Sarail	108,400	18,644	5.8	48,290	9,618	5.0	140	13	10.8	3,748	1,494	2.5	200	82	2.4
131	Cumilla RWH	Shahrasti	33,500	3,862	8.7	46,100	6,100	7.6	118	27	4.4	3,522	1,817	1.9	350	43	8.1
132	Cumilla RWH	Titas	35,452	10,072	3.5	41,380	4,923	8.4	105	28	3.8	6,078	1,409	4.3	100	26	3.8
133	Dhaka CWH	Araihazar	76,184	13,699	5.6	38,360	18,864	2.0	191	41	4.7	4,462	2,123	2.1	299	89	3.4
134	Dhaka CWH	Bandar	68,489	32,353	2.1	50,368	15,045	3.3	87	18	4.8	4,260	1,994	2.1	187	57	3.3
135	Dhaka CWH	Belabo	20,340	8,278	2.5	10,200	7,269	1.4	106	17	6.2	1,627	843	1.9	50	46	1.1
136	Dhaka CWH	Daulatpur	26,136	11,195	2.3	23,380	9,098	2.6	63	8	7.9	2,008	998	2.0	320	56	5.7
137	Dhaka CWH	Dhamrai	49,104	22,819	2.2	31,444	17,370	1.8	305	121	2.5	4,048	1,452	2.8	350	70	5.0
138	Dhaka CWH	Dohar	27,736	11,979	2.3	6,480	6,553	1.0	87	11	7.9	1,406	683	2.1	0	39	0.0
139	Dhaka CWH	Gazaria	19,372	7,520	2.6	23,630	5,512	4.3	68	15	4.5	1,475	692	2.1	301	33	9.1
140	Dhaka CWH	Gazipur Sadar	65,940	40,602	1.6	4,220	14,353	0.3	170	53	3.2	2,231	1,557	1.4	250	63	4.0
141	Dhaka CWH	Ghior	20,244	8,617	2.3	62,965	5,440	11.6	57	10	5.7	931	489	1.9	200	32	6.3
142	Dhaka CWH	Harirampur	53,132	12,146	4.4	77,210	4,909	15.7	88	4	22.0	808	345	2.3	1,073	41	26.2
143	Dhaka CWH	Kaliakair	51,589	22,899	2.3	25,948	16,587	1.6	96	27	3.6	1,489	769	1.9	300	46	6.5
144	Dhaka CWH	Kaliganj	54,668	30,005	1.8	54,520	11,701	4.7	125	11	11.4	2,939	1,525	1.9	250	21	11.9
145	Dhaka CWH	Kapasia	34,092	15,559	2.2	19,055	11,124	1.7	106	9	11.8	1,222	613	2.0	500	76	6.6
146	Dhaka CWH	Keraniganj	68,400	36,535	1.9	59,380	16,413	3.6	285	94	3.0	4,716	2,480	1.9	500	119	4.2
147	Dhaka CWH	Lohajang	23,448	9,982	2.3	23,800	6,289	3.8	106	9	11.8	1,026	530	1.9	300	36	8.3
148	Dhaka CWH	Manikganj Sadar	52,200	23,221	2.2	52,320	11,106	4.7	334	15	22.3	1,632	811	2.0	600	145	4.1
149	Dhaka CWH	Manohardi	25,000	12,286	2.0	64,105	8,010	8.0	139	31	4.5	3,554	1,909	1.9	400	35	11.4
150	Dhaka CWH	Mirpur	143,640	120,759	1.2	72,052	23,492	3.1	340	263	1.3	11,935	6,856	1.7	770	325	2.4

SL	Warehouse Name	Upazila Name	Condom			Shukhi			IUD			Injectables			Implant		
			CBL	AMD	MOS	CBL	AMD	MOS	CBL	AMD	MOS	CBL	AMD	MOS	CBL	AMD	MOS
151	Dhaka CWH	Munshiganj Sadar	52,296	25,184	2.1	45,290	15,882	2.9	155	22	7.0	3,265	1,437	2.3	300	48	6.3
152	Dhaka CWH	Narayanganj Sadar	149,676	73,265	2.0	64,320	42,441	1.5	109	35	3.1	15,978	7,109	2.2	550	116	4.7
153	Dhaka CWH	Narsingdi Sadar	117,602	47,504	2.5	2,521	40,400	0.1	331	121	2.7	21,287	6,637	3.2	558	114	4.9
154	Dhaka CWH	Nawabganj	35,803	15,799	2.3	61,560	8,886	6.9	48	15	3.2	1,513	659	2.3	310	49	6.3
155	Dhaka CWH	Palash	28,800	12,812	2.2	1,680	10,149	0.2	134	14	9.6	1,848	929	2.0	200	38	5.3
156	Dhaka CWH	Roypura	86,952	42,697	2.0	61,180	21,241	2.9	283	88	3.2	7,084	3,635	1.9	100	61	1.6
157	Dhaka CWH	Rupganj	73,708	31,996	2.3	142,085	31,229	4.5	233	37	6.3	7,908	2,882	2.7	300	80	3.8
158	Dhaka CWH	Saturia	26,300	11,780	2.2	8,030	7,997	1.0	76	24	3.2	1,412	645	2.2	300	46	6.5
159	Dhaka CWH	Savar	73,900	70,124	1.1	27,845	24,003	1.2	232	94	2.5	8,880	3,823	2.3	300	98	3.1
160	Dhaka CWH	Serajdikhan	34,496	14,673	2.4	59,618	13,715	4.3	169	32	5.3	1,829	847	2.2	300	70	4.3
161	Dhaka CWH	Shibalaya	21,000	10,100	2.1	29,030	7,298	4.0	108	9	12.0	1,869	771	2.4	150	58	2.6
162	Dhaka CWH	Shibpur	38,780	18,176	2.1	65,290	12,637	5.2	64	18	3.6	3,466	1,738	2.0	200	54	3.7
163	Dhaka CWH	Singair	74,832	18,524	4.0	112,220	9,996	11.2	58	15	3.9	1,148	600	1.9	500	47	10.6
164	Dhaka CWH	Sonargaon	52,469	23,267	2.3	70,116	19,984	3.5	77	19	4.1	5,069	2,637	1.9	300	57	5.3
165	Dhaka CWH	Sreenagar	24,856	12,228	2.0	99,520	8,729	11.4	64	18	3.6	1,217	634	1.9	300	43	7.0
166	Dhaka CWH	Sreepur	55,560	23,616	2.4	41,580	18,321	2.3	110	28	3.9	2,897	1,326	2.2	600	85	7.1
167	Dhaka CWH	Tejgaon	227,300	154,673	1.5	196,050	48,240	4.1	550	271	2.0	13,650	8,033	1.7	1,270	353	3.6
168	Dhaka CWH	Tongi	41,060	23,885	1.7	34,055	7,330	4.6	96	37	2.6	861	628	1.4	240	65	3.7
169	Dhaka CWH	Tongibari	24,184	10,916	2.2	61,320	7,492	8.2	107	10	10.7	776	412	1.9	350	20	17.5
170	Dinajpur RWH	Atwari	13,222	2,383	5.5	27,180	5,242	5.2	138	5	27.6	1,752	609	2.9	100	27	3.7
171	Dinajpur RWH	Baliadangi	17,900	2,987	6.0	40,535	5,586	7.3	102	8	12.8	2,303	1,501	1.5	100	34	2.9
172	Dinajpur RWH	Biral	20,726	8,181	2.5	69,245	11,404	6.1	162	10	16.2	4,773	900	5.3	10	78	0.1
173	Dinajpur RWH	Birampur	20,100	5,729	3.5	39,190	5,771	6.8	166	11	15.1	2,040	224	9.1	50	43	1.2
174	Dinajpur RWH	Birganj	21,276	9,263	2.3	57,120	18,758	3.0	113	23	4.9	4,276	1,752	2.4	50	180	0.3
175	Dinajpur RWH	Bochaganj	18,268	4,446	4.1	37,190	8,019	4.6	174	23	7.6	2,630	653	4.0	300	74	4.1

SL	Warehouse Name	Upazila Name	Condom			Shukhi			IUD			Injectables			Implant		
			CBL	AMD	MOS	CBL	AMD	MOS	CBL	AMD	MOS	CBL	AMD	MOS	CBL	AMD	MOS
176	Dinajpur RWH	Boda	18,000	6,595	2.7	20,805	14,846	1.4	148	5	29.6	5,559	2,027	2.7	100	110	0.9
177	Dinajpur RWH	Chirirbandar	20,093	6,264	3.2	72,430	12,294	5.9	140	9	15.6	3,018	1,209	2.5	200	90	2.2
178	Dinajpur RWH	Debiganj	27,300	9,177	3.0	38,080	17,293	2.2	175	24	7.3	4,796	3,045	1.6	50	61	0.8
179	Dinajpur RWH	Dinajpur Sadar	48,800	20,528	2.4	46,325	15,858	2.9	230	30	7.7	5,116	2,146	2.4	20	238	0.1
180	Dinajpur RWH	Fulbari	17,808	7,822	2.3	36,730	7,992	4.6	140	16	8.8	2,451	296	8.3	50	53	0.9
181	Dinajpur RWH	Haripur	18,000	2,503	7.2	28,893	5,097	5.7	121	11	11.0	3,549	405	8.8	2	15	0.1
182	Dinajpur RWH	Kaharole	24,700	3,228	7.7	37,950	9,771	3.9	78	20	3.9	2,787	603	4.6	0	82	0.0
183	Dinajpur RWH	Khansama	20,100	4,006	5.0	57,360	13,936	4.1	116	9	12.9	900	1,349	0.7	0	127	0.0
184	Dinajpur RWH	Nawabganj	24,100	9,440	2.6	51,260	11,599	4.4	186	6	31.0	3,298	1,210	2.7	100	64	1.6
185	Dinajpur RWH	Panchagarh Sadar	23,000	8,503	2.7	10,725	11,925	0.9	183	15	12.2	4,593	1,981	2.3	50	47	1.1
186	Dinajpur RWH	Parbatipur	49,080	19,127	2.6	48,650	16,022	3.0	274	37	7.4	5,178	1,713	3.0	195	128	1.5
187	Dinajpur RWH	Pirganj	32,570	5,064	6.4	56,795	9,001	6.3	88	25	3.5	2,010	862	2.3	300	62	4.8
188	Dinajpur RWH	Ranisankail	20,128	4,624	4.4	36,250	12,368	2.9	131	7	18.7	2,168	943	2.3	205	44	4.7
189	Dinajpur RWH	Tentulia	10,992	5,074	2.2	27,280	5,949	4.6	78	16	4.9	3,016	481	6.3	200	40	5.0
190	Dinajpur RWH	Thakurgaon Sadar	40,200	14,816	2.7	55,765	23,117	2.4	290	19	15.3	12,350	5,252	2.4	510	160	3.2
191	Faridpur RWH	Alfadanga	86,456	6,019	14.4	23,105	3,310	7.0	72	8	9.0	1,260	466	2.7	300	65	4.6
192	Faridpur RWH	Baliakandi	254,580	21,558	11.8	52,882	10,947	4.8	120	30	4.0	5,635	1,034	5.4	250	30	8.3
193	Faridpur RWH	Bhanga	163,725	22,356	7.3	117,787	13,483	8.7	100	72	1.4	2,719	782	3.5	600	161	3.7
194	Faridpur RWH	Bhedarganj	38,188	6,090	6.3	39,015	7,736	5.0	300	22	13.6	4,757	1,418	3.4	300	45	6.7
195	Faridpur RWH	Boalmari	50,776	11,921	4.3	48,295	10,498	4.6	80	14	5.7	3,402	947	3.6	400	118	3.4
196	Faridpur RWH	Char Bhadrasan	7,642	4,801	1.6	1,645	2,328	0.7	12	12	1.0	945	152	6.2	50	42	1.2
197	Faridpur RWH	Damudya	31,008	4,220	7.3	23,340	2,860	8.2	145	14	10.4	1,230	282	4.4	100	11	9.1
198	Faridpur RWH	Faridpur Sadar	96,797	39,881	2.4	47,155	18,306	2.6	80	29	2.8	10,506	3,127	3.4	650	160	4.1
199	Faridpur RWH	Goalanda	321,564	5,488	58.6	45,790	3,770	12.1	84	10	8.4	2,514	649	3.9	400	53	7.5
200	Faridpur RWH	Gopalganj Sadar	84,286	28,817	2.9	50,270	15,397	3.3	153	29	5.3	3,531	1,112	3.2	400	141	2.8

SL	Warehouse Name	Upazila Name	Condom			Shukhi			IUD			Injectables			Implant		
			CBL	AMD	MOS	CBL	AMD	MOS	CBL	AMD	MOS	CBL	AMD	MOS	CBL	AMD	MOS
201	Faridpur RWH	Gosairhat	256,428	8,444	30.4	26,595	6,816	3.9	142	15	9.5	3,275	807	4.1	200	28	7.1
202	Faridpur RWH	Kalkini	118,500	16,184	7.3	52,755	13,339	4.0	161	38	4.2	4,398	1,307	3.4	300	72	4.2
203	Faridpur RWH	Kalukhali	67,500	7,479	9.0	41,995	8,849	4.7	205	7	29.3	1,612	438	3.7	0	47	0.0
204	Faridpur RWH	Kashiani	94,416	14,753	6.4	33,670	10,012	3.4	40	9	4.4	2,122	753	2.8	300	72	4.2
205	Faridpur RWH	Kotalipara	36,000	10,977	3.3	53,830	14,292	3.8	63	8	7.9	2,579	698	3.7	350	74	4.7
206	Faridpur RWH	Madaripur Sadar	51,860	16,360	3.2	51,465	20,605	2.5	252	48	5.3	9,114	3,294	2.8	300	89	3.4
207	Faridpur RWH	Madhukhali	284,228	11,978	23.7	49,920	12,728	3.9	177	42	4.2	4,501	1,027	4.4	400	82	4.9
208	Faridpur RWH	Muksudpur	114,792	20,936	5.5	59,375	23,498	2.5	79	22	3.6	6,267	1,882	3.3	400	74	5.4
209	Faridpur RWH	Nagarkanda	106,428	13,803	7.7	41,355	10,301	4.0	262	28	9.4	2,056	488	4.2	200	49	4.1
210	Faridpur RWH	Naria	259,979	8,316	31.3	36,795	8,801	4.2	99	11	9.0	2,079	544	3.8	300	40	7.5
211	Faridpur RWH	Pangsha	179,300	12,213	14.7	59,455	10,993	5.4	22	16	1.4	5,058	1,159	4.4	200	75	2.7
212	Faridpur RWH	Rajbari Sadar	53,852	20,417	2.6	50,690	11,889	4.3	259	79	3.3	4,703	1,320	3.6	750	171	4.4
213	Faridpur RWH	Rajoir	33,504	9,572	3.5	29,977	10,877	2.8	75	6	12.5	2,202	890	2.5	100	52	1.9
214	Faridpur RWH	Sadarpur	218,256	18,204	12.0	32,090	7,277	4.4	46	10	4.6	1,735	491	3.5	100	61	1.6
215	Faridpur RWH	Saltha	59,292	11,184	5.3	29,640	8,067	3.7	75	19	3.9	1,479	536	2.8	200	78	2.6
216	Faridpur RWH	Shariatpur Sadar	26,452	8,496	3.1	21,950	6,673	3.3	238	49	4.9	2,292	589	3.9	200	76	2.6
217	Faridpur RWH	Shib Char	25,336	16,957	1.5	52,080	14,312	3.6	160	30	5.3	3,303	1,418	2.3	100	56	1.8
218	Faridpur RWH	Tungipara	27,508	8,357	3.3	23,960	5,561	4.3	110	12	9.2	1,404	415	3.4	200	33	6.1
219	Faridpur RWH	Zanjira	186,869	12,252	15.3	33,586	7,207	4.7	102	17	6.0	3,531	812	4.3	250	25	10.0
220	Jamalpur RWH	Bakshiganj	26,408	10,050	2.6	20,840	8,846	2.4	24	2	12.0	1,509	685	2.2	150	48	3.1
221	Jamalpur RWH	Char Rajibpur	30,900	15,205	2.0	11,900	3,129	3.8	56	2	28.0	1,759	846	2.1	50	30	1.7
222	Jamalpur RWH	Dewanganj	34,280	15,645	2.2	20,640	9,899	2.1	44	12	3.7	3,800	2,031	1.9	200	115	1.7
223	Jamalpur RWH	Islampur	57,072	26,492	2.2	59,700	17,061	3.5	88	31	2.8	2,654	1,442	1.8	400	82	4.9
224	Jamalpur RWH	Jamalpur Sadar	68,400	43,384	1.6	54,240	33,917	1.6	180	38	4.7	9,000	4,492	2.0	600	142	4.2
225	Jamalpur RWH	Jhenaigati	23,575	12,582	1.9	10,800	12,496	0.9	44	6	7.3	2,651	1,601	1.7	100	51	2.0

SL	Warehouse Name	Upazila Name	Condom			Shukhi			IUD			Injectables			Implant		
			CBL	AMD	MOS	CBL	AMD	MOS	CBL	AMD	MOS	CBL	AMD	MOS	CBL	AMD	MOS
226	Jamalpur RWH	Madarganj	22,110	10,257	2.2	14,830	9,662	1.5	140	16	8.8	1,200	596	2.0	200	104	1.9
227	Jamalpur RWH	Melandaha	46,200	13,301	3.5	39,600	13,846	2.9	150	27	5.6	3,020	1,202	2.5	250	82	3.0
228	Jamalpur RWH	Nakla	32,460	12,177	2.7	67,190	11,131	6.0	100	10	10.0	3,919	1,153	3.4	200	32	6.3
229	Jamalpur RWH	Nalitabari	30,900	15,281	2.0	29,570	12,935	2.3	122	12	10.2	2,566	1,245	2.1	100	65	1.5
230	Jamalpur RWH	Raumari	42,000	19,188	2.2	10,800	8,831	1.2	76	16	4.8	2,289	1,239	1.8	100	36	2.8
231	Jamalpur RWH	Sarishabari	58,500	27,223	2.1	20,640	14,914	1.4	131	39	3.4	3,530	1,527	2.3	100	55	1.8
232	Jamalpur RWH	Sherpur Sadar	71,600	28,749	2.5	63,950	25,012	2.6	53	20	2.7	6,300	3,666	1.7	300	122	2.5
233	Jamalpur RWH	Sreebardi	46,364	16,599	2.8	53,194	15,273	3.5	76	10	7.6	1,624	723	2.2	310	102	3.0
234	Jashore RWH	Abhaynagar	46,836	16,554	2.8	29,220	9,553	3.1	143	8	17.9	3,005	1,464	2.1	150	45	3.3
235	Jashore RWH	Bagher Para	79,856	10,596	7.5	30,610	7,188	4.3	31	19	1.6	2,454	976	2.5	200	67	3.0
236	Jashore RWH	Chaugachha	58,100	20,770	2.8	17,115	10,431	1.6	91	6	15.2	1,712	815	2.1	200	64	3.1
237	Jashore RWH	Harinakunda	20,244	9,667	2.1	22,450	11,743	1.9	104	10	10.4	1,568	763	2.1	300	56	5.4
238	Jashore RWH	Jashore Sadar	165,100	68,771	2.4	124,190	39,775	3.1	121	32	3.8	14,734	5,068	2.9	80	116	0.7
239	Jashore RWH	Jhenaidah Sadar	49,455	19,779	2.5	46,300	14,623	3.2	191	36	5.3	3,600	1,609	2.2	200	75	2.7
240	Jashore RWH	Jhikargachha	36,580	18,596	2.0	38,970	9,990	3.9	40	12	3.3	2,600	1,246	2.1	105	42	2.5
241	Jashore RWH	Kalia	31,084	16,332	1.9	26,450	11,053	2.4	355	16	22.2	1,386	654	2.1	400	70	5.7
242	Jashore RWH	Kaliganj	36,300	16,264	2.2	33,390	12,399	2.7	84	8	10.5	1,821	739	2.5	200	60	3.3
243	Jashore RWH	Keshabpur	37,400	13,326	2.8	12,015	8,419	1.4	297	9	33.0	4,181	1,816	2.3	250	43	5.8
244	Jashore RWH	Kotchandpur	28,100	6,396	4.4	40,875	4,851	8.4	50	4	12.5	1,150	456	2.5	400	28	14.3
245	Jashore RWH	Lohagara	27,548	17,554	1.6	650	10,332	0.1	194	10	19.4	2,280	1,493	1.5	850	50	17.0
246	Jashore RWH	Magura Sadar	64,540	27,092	2.4	49,660	22,630	2.2	186	83	2.2	5,018	2,744	1.8	350	157	2.2
247	Jashore RWH	Maheshpur	32,416	11,606	2.8	45,073	9,330	4.8	138	13	10.6	4,225	2,118	2.0	200	34	5.9
248	Jashore RWH	Manirampur	67,300	26,530	2.5	44,065	19,849	2.2	106	14	7.6	10,537	5,340	2.0	200	70	2.9
249	Jashore RWH	Mohammadpur	37,272	7,475	5.0	48,290	8,746	5.5	201	10	20.1	3,215	767	4.2	150	39	3.8
250	Jashore RWH	Narail Sadar	56,374	22,746	2.5	33,985	16,095	2.1	245	19	12.9	3,320	1,704	1.9	100	60	1.7

SL	Warehouse Name	Upazila Name	Condom			Shukhi			IUD			Injectables			Implant		
			CBL	AMD	MOS	CBL	AMD	MOS	CBL	AMD	MOS	CBL	AMD	MOS	CBL	AMD	MOS
251	Jashore RWH	Shailkupa	48,864	20,407	2.4	41,155	15,826	2.6	362	12	30.2	3,138	1,503	2.1	300	95	3.2
252	Jashore RWH	Shalikha	14,748	6,749	2.2	41,433	8,174	5.1	21	9	2.3	1,237	593	2.1	50	41	1.2
253	Jashore RWH	Sharsha	64,296	35,255	1.8	47,525	12,920	3.7	54	15	3.6	4,508	2,515	1.8	150	61	2.5
254	Jashore RWH	Sreepur	70,464	9,533	7.4	12,390	7,616	1.6	116	13	8.9	1,079	592	1.8	400	46	8.7
255	Khulna RWH	Assasuni	101,244	13,426	7.5	149,380	21,060	7.1	55	7	7.9	5,927	1,467	4.0	250	51	4.9
256	Khulna RWH	Bagerhat Sadar	63,684	16,432	3.9	42,745	12,414	3.4	95	10	9.5	3,300	1,040	3.2	240	57	4.2
257	Khulna RWH	Batiaghata	227,100	10,932	20.8	177,200	9,522	18.6	55	7	7.9	1,950	677	2.9	200	47	4.3
258	Khulna RWH	Chitalmari	75,228	16,811	4.5	296,110	10,081	29.4	25	4	6.3	3,549	1,542	2.3	350	40	8.8
259	Khulna RWH	Dacope	72,300	6,284	11.5	402,425	7,584	53.1	39	18	2.2	1,806	495	3.6	100	98	1.0
260	Khulna RWH	Daulatpur	166,608	46,932	3.5	264,709	20,063	13.2	120	15	8.0	7,700	3,767	2.0	200	50	4.0
261	Khulna RWH	Debhata	54,300	13,060	4.2	83,610	8,079	10.3	80	5	16.0	2,114	428	4.9	200	26	7.7
262	Khulna RWH	Dumuria	284,700	26,984	10.6	386,920	23,324	16.6	214	26	8.2	8,898	2,256	3.9	0	129	0.0
263	Khulna RWH	Fakirhat	40,700	9,034	4.5	161,120	6,889	23.4	67	4	16.8	1,409	470	3.0	300	42	7.1
264	Khulna RWH	Kachua	29,016	6,243	4.6	66,974	5,217	12.8	59	8	7.4	1,543	518	3.0	100	17	5.9
265	Khulna RWH	Kalarooa	122,880	20,356	6.0	303,285	7,151	42.4	93	5	18.6	3,483	950	3.7	400	31	12.9
266	Khulna RWH	Kaliganj	89,400	24,949	3.6	165,575	20,598	8.0	129	6	21.5	4,494	1,322	3.4	300	59	5.1
267	Khulna RWH	Khulna Sadar	220,468	60,715	3.6	770,680	13,910	55.4	390	113	3.5	12,022	2,658	4.5	350	37	9.5
268	Khulna RWH	Koyra	828,600	12,908	64.2	121,405	18,623	6.5	60	13	4.6	2,465	603	4.1	500	64	7.8
269	Khulna RWH	Mollahat	52,539	8,902	5.9	223,120	8,631	25.9	33	2	16.5	2,162	436	5.0	300	41	7.3
270	Khulna RWH	Mongla	57,884	12,430	4.7	89,968	8,343	10.8	86	13	6.6	2,669	1,004	2.7	350	36	9.7
271	Khulna RWH	Morrelganj	78,000	13,319	5.9	637,895	15,186	42.0	239	70	3.4	7,757	1,521	5.1	350	107	3.3
272	Khulna RWH	Paikgachha	320,400	13,453	23.8	515,115	18,199	28.3	52	10	5.2	1,446	896	1.6	300	75	4.0
273	Khulna RWH	Phultala	691,200	11,636	59.4	579,295	5,050	114.7	90	25	3.6	1,740	529	3.3	400	56	7.1
274	Khulna RWH	Rampal	42,700	12,832	3.3	62,685	9,464	6.6	93	11	8.5	1,250	542	2.3	200	30	6.7
275	Khulna RWH	Rupsa	46,100	13,694	3.4	59,435	9,673	6.1	91	11	8.3	2,377	491	4.8	300	47	6.4

SL	Warehouse Name	Upazila Name	Condom			Shukhi			IUD			Injectables			Implant		
			CBL	AMD	MOS	CBL	AMD	MOS	CBL	AMD	MOS	CBL	AMD	MOS	CBL	AMD	MOS
276	Khulna RWH	Sarankhola	40,600	6,926	5.9	132,690	5,477	24.2	30	5	6.0	2,205	930	2.4	300	65	4.6
277	Khulna RWH	Satkhira Sadar	111,600	43,761	2.6	62,640	17,391	3.6	164	22	7.5	8,023	3,516	2.3	440	74	5.9
278	Khulna RWH	Shyamnagar	94,664	17,683	5.4	118,755	20,834	5.7	86	10	8.6	3,485	962	3.6	200	67	3.0
279	Khulna RWH	Tala	93,552	17,880	5.2	281,880	16,222	17.4	188	40	4.7	6,223	2,041	3.0	300	49	6.1
280	Khulna RWH	Terokhada	40,000	13,577	2.9	295,155	6,327	46.7	103	6	17.2	1,224	334	3.7	350	36	9.7
281	Kushtia RWH	Alamdanga	32,736	16,163	2.0	30,800	15,452	2.0	57	12	4.8	3,969	1,981	2.0	0	75	0.0
282	Kushtia RWH	Bheramara	36,336	14,948	2.4	40,830	7,821	5.2	47	5	9.4	2,032	1,014	2.0	50	39	1.3
283	Kushtia RWH	Chuadanga Sadar	51,000	29,713	1.7	47,080	10,707	4.4	70	17	4.1	4,844	2,998	1.6	200	56	3.6
284	Kushtia RWH	Damurhuda	40,464	19,166	2.1	41,810	11,594	3.6	55	16	3.4	5,650	2,904	1.9	50	78	0.6
285	Kushtia RWH	Daulatpur	81,200	40,697	2.0	83,800	20,188	4.2	206	3	68.7	7,095	3,517	2.0	300	41	7.3
286	Kushtia RWH	Gangni	46,332	22,413	2.1	20,920	11,521	1.8	36	12	3.0	8,151	3,966	2.1	100	30	3.3
287	Kushtia RWH	Jiban Nagar	13,200	5,504	2.4	18,395	6,116	3.0	58	23	2.5	2,557	1,154	2.2	0	73	0.0
288	Kushtia RWH	Khoksa	23,100	14,363	1.6	31,525	7,816	4.0	30	2	15.0	708	321	2.2	100	19	5.3
289	Kushtia RWH	Kumarkhali	50,074	21,548	2.3	56,755	10,545	5.4	68	5	13.6	2,389	1,232	1.9	0	51	0.0
290	Kushtia RWH	Kushtia Sadar	90,800	42,744	2.1	44,875	22,200	2.0	145	52	2.8	9,157	4,330	2.1	70	156	0.4
291	Kushtia RWH	Meherpur Sadar	56,004	27,760	2.0	28,045	8,257	3.4	51	14	3.6	5,253	2,646	2.0	50	35	1.4
292	Kushtia RWH	Mirpur	52,600	24,418	2.2	68,110	14,751	4.6	39	4	9.8	3,550	1,869	1.9	100	44	2.3
293	Kushtia RWH	Mujib Nagar	17,656	7,072	2.5	9,615	2,162	4.4	20	7	2.9	1,544	921	1.7	100	12	8.3
294	Mymensingh RWH	Atpara	54,300	5,831	9.3	69,980	7,073	9.9	146	3	48.7	1,733	702	2.5	200	42	4.8
295	Mymensingh RWH	Austagram	80,400	8,477	9.5	44,110	5,830	7.6	50	23	2.2	2,529	825	3.1	200	23	8.7
296	Mymensingh RWH	Bajitpur	83,296	13,726	6.1	178,000	11,844	15.0	174	10	17.4	1,665	681	2.4	200	40	5.0
297	Mymensingh RWH	Barhatta	60,824	10,423	5.8	40,230	12,989	3.1	138	2	69.0	3,564	1,457	2.4	300	70	4.3
298	Mymensingh RWH	Bhairab	70,782	18,986	3.7	49,120	10,114	4.9	223	18	12.4	2,746	1,195	2.3	300	68	4.4
299	Mymensingh RWH	Bhaluka	90,600	32,129	2.8	234,240	25,200	9.3	265	70	3.8	4,112	1,678	2.5	200	68	2.9
300	Mymensingh RWH	Dharampasha	74,560	19,246	3.9	80,080	14,741	5.4	118	8	14.8	3,884	1,369	2.8	300	129	2.3

SL	Warehouse Name	Upazila Name	Condom			Shukhi			IUD			Injectables			Implant		
			CBL	AMD	MOS	CBL	AMD	MOS	CBL	AMD	MOS	CBL	AMD	MOS	CBL	AMD	MOS
301	Mymensingh RWH	Dhobaura	74,700	11,859	6.3	57,035	11,776	4.8	81	3	27.0	3,400	1,176	2.9	100	36	2.8
302	Mymensingh RWH	Durgapur	50,800	19,770	2.6	134,400	15,883	8.5	162	6	27.0	5,506	2,386	2.3	200	52	3.8
303	Mymensingh RWH	Fulbaria	84,600	20,756	4.1	199,560	31,171	6.4	189	43	4.4	3,519	1,336	2.6	0	48	0.0
304	Mymensingh RWH	Gaffargaon	129,312	28,995	4.5	225,140	22,350	10.1	133	30	4.4	5,033	2,049	2.5	300	84	3.6
305	Mymensingh RWH	Gauripur	203,784	10,789	18.9	367,480	19,020	19.3	143	22	6.5	3,932	1,626	2.4	200	64	3.1
306	Mymensingh RWH	Haluaghat	79,900	11,949	6.7	100,240	19,491	5.1	122	13	9.4	3,054	1,295	2.4	200	48	4.2
307	Mymensingh RWH	Hossainpur	74,290	6,208	12.0	143,510	7,716	18.6	166	20	8.3	2,003	755	2.7	100	58	1.7
308	Mymensingh RWH	Ishwarganj	71,976	16,924	4.3	167,180	39,950	4.2	61	12	5.1	4,312	1,973	2.2	200	49	4.1
309	Mymensingh RWH	Itna	33,116	5,748	5.8	23,795	7,361	3.2	131	2	65.5	662	174	3.8	250	41	6.1
310	Mymensingh RWH	Kalmakanda	32,340	22,832	1.4	93,735	19,976	4.7	105	9	11.7	2,376	1,204	2.0	140	46	3.0
311	Mymensingh RWH	Karimganj	70,344	10,685	6.6	254,415	13,239	19.2	189	20	9.5	2,458	731	3.4	300	91	3.3
312	Mymensingh RWH	Katiadi	58,416	14,735	4.0	111,128	12,335	9.0	142	33	4.3	3,033	1,307	2.3	200	78	2.6
313	Mymensingh RWH	Kendua	83,600	15,423	5.4	52,940	23,385	2.3	101	17	5.9	3,225	1,260	2.6	426	100	4.3
314	Mymensingh RWH	Khaliajuri	39,964	6,343	6.3	13,510	6,164	2.2	100	4	25.0	1,555	365	4.3	200	43	4.7
315	Mymensingh RWH	Kishoreganj Sadar	53,448	27,982	1.9	38,820	20,078	1.9	228	84	2.7	4,293	2,146	2.0	50	106	0.5
316	Mymensingh RWH	Kuliar Char	63,900	8,614	7.4	83,820	7,503	11.2	160	8	20.0	1,870	661	2.8	300	60	5.0
317	Mymensingh RWH	Madan	56,356	9,584	5.9	31,170	10,353	3.0	215	7	30.7	2,194	601	3.7	242	76	3.2
318	Mymensingh RWH	Mithamain	35,724	9,078	3.9	26,990	7,432	3.6	92	9	10.2	1,272	248	5.1	100	41	2.4
319	Mymensingh RWH	Mohanganj	49,850	7,092	7.0	26,000	10,760	2.4	159	10	15.9	1,965	1,045	1.9	255	63	4.0
320	Mymensingh RWH	Muktagachha	57,112	22,348	2.6	233,700	28,644	8.2	150	15	10.0	4,594	2,009	2.3	250	72	3.5
321	Mymensingh RWH	Mymensingh Sadar	175,952	45,606	3.9	110,910	38,815	2.9	284	79	3.6	9,656	3,431	2.8	260	145	1.8
322	Mymensingh RWH	Nandail	81,814	13,022	6.3	232,070	41,729	5.6	145	18	8.1	4,225	2,302	1.8	200	82	2.4
323	Mymensingh RWH	Netrakona Sadar	40,495	18,090	2.2	24,940	24,744	1.0	93	11	8.5	4,892	2,441	2.0	200	129	1.6
324	Mymensingh RWH	Nikli	48,337	4,981	9.7	30,020	5,102	5.9	167	21	8.0	1,873	499	3.8	250	60	4.2
325	Mymensingh RWH	Pakundia	54,648	8,568	6.4	32,420	9,158	3.5	122	23	5.3	2,479	625	4.0	100	72	1.4

SL	Warehouse Name	Upazila Name	Condom			Shukhi			IUD			Injectables			Implant		
			CBL	AMD	MOS	CBL	AMD	MOS	CBL	AMD	MOS	CBL	AMD	MOS	CBL	AMD	MOS
326	Mymensingh RWH	Phulpur	143,400	18,073	7.9	219,650	34,602	6.3	195	41	4.8	5,857	2,528	2.3	500	167	3.0
327	Mymensingh RWH	Purbadhala	64,049	11,454	5.6	221,414	19,408	11.4	117	8	14.6	4,210	2,046	2.1	300	106	2.8
328	Mymensingh RWH	Tarail	44,708	11,948	3.7	178,740	9,802	18.2	155	20	7.8	1,947	620	3.1	250	33	7.6
329	Mymensingh RWH	Trishal	86,892	28,669	3.0	226,930	35,644	6.4	167	27	6.2	4,416	1,611	2.7	300	81	3.7
330	Noakhali RWH	Begumganj	15,400	18,875	0.8	5,710	12,580	0.5	143	93	1.5	1,178	1,721	0.7	10	152	0.1
331	Noakhali RWH	Chatkhil	11,400	3,692	3.1	5,794	3,636	1.6	53	22	2.4	1,506	738	2.0	1	48	0.0
332	Noakhali RWH	Chhagalnaiya	17,600	6,147	2.9	9,970	6,088	1.6	50	18	2.8	2,632	1,016	2.6	120	38	3.2
333	Noakhali RWH	Companiganj	16,912	6,892	2.5	3,935	5,490	0.7	101	13	7.8	2,821	1,109	2.5	50	56	0.9
334	Noakhali RWH	Daganbhuiyan	15,240	11,748	1.3	2,705	5,645	0.5	46	14	3.3	1,456	905	1.6	100	31	3.2
335	Noakhali RWH	Feni Sadar	39,800	32,331	1.2	19,174	14,158	1.4	460	174	2.6	7,070	3,420	2.1	670	132	5.1
336	Noakhali RWH	Fulgazi	11,364	4,658	2.4	8,805	3,195	2.8	88	14	6.3	718	396	1.8	200	22	9.1
337	Noakhali RWH	Hatiya	116,036	18,227	6.4	34,994	17,601	2.0	569	81	7.0	12,058	2,812	4.3	1,100	154	7.1
338	Noakhali RWH	Kabirhat	18,378	6,834	2.7	14,885	5,473	2.7	110	16	6.9	3,285	1,200	2.7	5	63	0.1
339	Noakhali RWH	Kamalnagar	16,968	6,819	2.5	9,070	5,775	1.6	176	57	3.1	7,976	3,226	2.5	5	81	0.1
340	Noakhali RWH	Lakshmpur Sadar	23,104	13,560	1.7	6,385	12,045	0.5	68	42	1.6	10,626	6,054	1.8	600	95	6.3
341	Noakhali RWH	Noakhali Sadar	18,540	24,288	0.8	10,350	11,023	0.9	100	76	1.3	2,345	2,687	0.9	300	154	1.9
342	Noakhali RWH	Parshuram	13,231	3,038	4.4	6,905	3,048	2.3	61	19	3.2	832	334	2.5	300	38	7.9
343	Noakhali RWH	Ramganj	13,796	5,526	2.5	9,750	4,248	2.3	51	13	3.9	3,052	1,346	2.3	50	46	1.1
344	Noakhali RWH	Ramgati	32,887	3,666	9.0	5,640	5,351	1.1	116	21	5.5	6,746	3,148	2.1	300	60	5.0
345	Noakhali RWH	Roypur	13,328	3,456	3.9	19,050	6,998	2.7	171	45	3.8	4,155	1,287	3.2	100	42	2.4
346	Noakhali RWH	Senbagh	8,900	7,944	1.1	4,375	6,501	0.7	66	20	3.3	1,175	1,335	0.9	0	66	0.0
347	Noakhali RWH	Sonagazi	20,520	9,295	2.2	6,960	6,796	1.0	81	24	3.4	4,050	2,014	2.0	200	50	4.0
348	Noakhali RWH	Sonaimuri	19,600	7,722	2.5	7,465	5,576	1.3	94	23	4.1	3,395	1,686	2.0	120	73	1.6
349	Noakhali RWH	Subarnachar	17,500	10,616	1.6	5,580	7,915	0.7	90	23	3.9	1,533	1,240	1.2	60	107	0.6
350	Pabna RWH	Atgharia	65,100	10,999	5.9	16,570	9,177	1.8	130	7	18.6	1,970	479	4.1	150	31	4.8

SL	Warehouse Name	Upazila Name	Condom			Shukhi			IUD			Injectables			Implant		
			CBL	AMD	MOS	CBL	AMD	MOS	CBL	AMD	MOS	CBL	AMD	MOS	CBL	AMD	MOS
351	Pabna RWH	Belkuchi	195,884	40,801	4.8	44,830	15,734	2.8	85	11	7.7	9,383	1,816	5.2	100	27	3.7
352	Pabna RWH	Bera	324,200	9,559	33.9	117,015	11,089	10.6	187	58	3.2	7,585	1,264	6.0	200	30	6.7
353	Pabna RWH	Bhangura	140,052	6,788	20.6	13,815	4,428	3.1	78	8	9.8	1,071	169	6.3	60	30	2.0
354	Pabna RWH	Chatmohar	231,696	28,664	8.1	24,000	25,923	0.9	190	29	6.6	5,002	1,525	3.3	200	55	3.6
355	Pabna RWH	Faridpur	145,896	7,453	19.6	17,825	6,287	2.8	126	12	10.5	3,060	935	3.3	100	31	3.2
356	Pabna RWH	Ishwardi	184,368	29,439	6.3	34,250	17,946	1.9	199	26	7.7	4,002	1,270	3.2	200	84	2.4
357	Pabna RWH	Kamarkhanda	119,710	10,696	11.2	38,205	8,323	4.6	156	23	6.8	4,690	914	5.1	200	33	6.1
358	Pabna RWH	Kazipur	181,600	20,242	9.0	50,504	12,290	4.1	159	99	1.6	6,907	2,143	3.2	100	100	1.0
359	Pabna RWH	Pabna Sadar	125,588	52,454	2.4	4,695	27,955	0.2	228	90	2.5	11,410	4,755	2.4	400	88	4.5
360	Pabna RWH	Royganj	112,600	21,159	5.3	57,360	19,997	2.9	166	30	5.5	5,636	1,591	3.5	150	16	9.4
361	Pabna RWH	Santhia	212,100	27,059	7.8	61,455	15,373	4.0	152	28	5.4	10,300	3,568	2.9	200	56	3.6
362	Pabna RWH	Shahjadpur	188,300	30,518	6.2	43,725	20,199	2.2	381	91	4.2	12,452	3,756	3.3	250	151	1.7
363	Pabna RWH	Sirajganj Sadar	120,504	35,960	3.4	18,137	19,482	0.9	219	53	4.1	12,514	2,901	4.3	200	48	4.2
364	Pabna RWH	Sujanagar	249,528	12,957	19.3	54,355	11,199	4.9	136	15	9.1	7,411	1,669	4.4	150	44	3.4
365	Pabna RWH	Tarash	145,500	16,209	9.0	23,280	15,573	1.5	238	37	6.4	4,914	1,260	3.9	100	27	3.7
366	Pabna RWH	Ullah Para	249,400	57,640	4.3	81,110	29,444	2.8	397	137	2.9	12,362	5,329	2.3	200	35	5.7
367	Patuakhali RWH	Amtali	20,912	13,021	1.6	35,335	18,750	1.9	128	25	5.1	3,494	2,014	1.7	100	149	0.7
368	Patuakhali RWH	Bamna	9,300	3,928	2.4	13,615	4,542	3.0	50	12	4.2	394	213	1.8	250	65	3.8
369	Patuakhali RWH	Barguna Sadar	16,300	8,996	1.8	28,365	12,966	2.2	230	45	5.1	6,800	3,364	2.0	150	131	1.1
370	Patuakhali RWH	Bauphal	17,916	7,805	2.3	27,600	14,293	1.9	40	57	0.7	4,130	1,965	2.1	300	110	2.7
371	Patuakhali RWH	Betagi	11,100	5,607	2.0	12,420	5,228	2.4	60	10	6.0	1,400	631	2.2	250	47	5.3
372	Patuakhali RWH	Dashmina	11,086	3,873	2.9	16,360	6,437	2.5	68	13	5.2	2,012	897	2.2	450	84	5.4
373	Patuakhali RWH	Dumki	7,752	3,539	2.2	8,915	3,017	3.0	68	9	7.6	810	381	2.1	150	24	6.3
374	Patuakhali RWH	Galachipa	28,952	13,587	2.1	44,260	22,440	2.0	184	36	5.1	7,391	4,049	1.8	150	160	0.9
375	Patuakhali RWH	Kalapara	29,312	12,552	2.3	33,045	16,359	2.0	102	23	4.4	6,507	3,181	2.0	400	65	6.2

SL	Warehouse Name	Upazila Name	Condom			Shukhi			IUD			Injectables			Implant		
			CBL	AMD	MOS	CBL	AMD	MOS	CBL	AMD	MOS	CBL	AMD	MOS	CBL	AMD	MOS
376	Patuakhali RWH	Mirzaganj	12,788	5,619	2.3	20,975	6,269	3.3	100	7	14.3	1,308	576	2.3	150	26	5.8
377	Patuakhali RWH	Patharghata	15,048	6,726	2.2	19,956	9,022	2.2	135	26	5.2	2,386	1,239	1.9	500	95	5.3
378	Patuakhali RWH	Patuakhali Sadar	29,667	15,895	1.9	32,628	14,516	2.2	182	77	2.4	5,993	3,298	1.8	330	148	2.2
379	Rajshahi RWH	Bagatipara	68,160	16,965	4.0	25,030	6,231	4.0	52	4	13.0	669	314	2.1	100	48	2.1
380	Rajshahi RWH	Bagha	60,300	25,986	2.3	39,435	9,469	4.2	44	4	11.0	2,825	1,488	1.9	150	36	4.2
381	Rajshahi RWH	Baghmara	165,400	39,185	4.2	130,830	25,680	5.1	142	29	4.9	3,615	2,027	1.8	200	50	4.0
382	Rajshahi RWH	Baraigram	76,200	15,662	4.9	43,980	9,897	4.4	56	20	2.8	2,330	1,218	1.9	40	61	0.7
383	Rajshahi RWH	Bholahat	28,512	6,770	4.2	21,855	4,757	4.6	45	2	22.5	946	486	1.9	100	30	3.3
384	Rajshahi RWH	Boalia	118,800	47,489	2.5	22,800	5,621	4.1	68	24	2.8	3,500	1,929	1.8	425	102	4.2
385	Rajshahi RWH	Chapai Nababganj Sadar	96,300	41,268	2.3	46,260	13,592	3.4	175	50	3.5	4,923	2,413	2.0	50	27	1.9
386	Rajshahi RWH	Charghat	93,300	22,414	4.2	38,880	10,322	3.8	110	12	9.2	1,448	570	2.5	50	70	0.7
387	Rajshahi RWH	Durgapur	61,836	20,233	3.1	35,440	7,848	4.5	60	3	20.0	621	316	2.0	50	39	1.3
388	Rajshahi RWH	Godagari	180,000	32,768	5.5	96,570	12,029	8.0	112	7	16.0	4,006	2,031	2.0	200	53	3.8
389	Rajshahi RWH	Gomastapur	60,000	27,512	2.2	40,212	11,905	3.4	173	17	10.2	1,406	553	2.5	300	52	5.8
390	Rajshahi RWH	Gurudaspur	125,364	23,484	5.3	35,505	12,063	2.9	59	5	11.8	2,019	808	2.5	400	91	4.4
391	Rajshahi RWH	Lalpur	99,015	20,512	4.8	96,935	15,357	6.3	62	11	5.6	3,155	1,423	2.2	15	61	0.2
392	Rajshahi RWH	Mohanpur	71,472	12,530	5.7	30,045	6,036	5.0	15	3	5.0	2,064	876	2.4	300	44	6.8
393	Rajshahi RWH	Nachole	24,900	11,809	2.1	17,880	4,730	3.8	38	3	12.7	1,300	691	1.9	50	12	4.2
394	Rajshahi RWH	Natore Sadar	103,416	31,146	3.3	29,880	13,531	2.2	53	25	2.1	1,962	949	2.1	200	121	1.7
395	Rajshahi RWH	Paba	146,400	48,543	3.0	71,250	9,422	7.6	20	4	5.0	7,205	3,200	2.3	150	33	4.5
396	Rajshahi RWH	Puthia	80,717	28,155	2.9	30,725	14,641	2.1	52	10	5.2	1,966	946	2.1	50	36	1.4
397	Rajshahi RWH	Shibganj	93,600	47,713	2.0	34,080	21,101	1.6	65	10	6.5	2,800	1,754	1.6	100	54	1.9
398	Rajshahi RWH	Singra	133,870	21,489	6.2	40,340	15,420	2.6	62	18	3.4	2,152	1,104	1.9	750	115	6.5
399	Rajshahi RWH	Tanore	76,500	22,116	3.5	36,480	13,629	2.7	77	3	25.7	1,694	860	2.0	450	43	10.5
400	Rangamati RWH	Baghaichhari	15,744	9,689	1.6	3,282	6,277	0.5	87	3	29.0	983	314	3.1	120	20	6.0

SL	Warehouse Name	Upazila Name	Condom			Shukhi			IUD			Injectables			Implant		
			CBL	AMD	MOS	CBL	AMD	MOS	CBL	AMD	MOS	CBL	AMD	MOS	CBL	AMD	MOS
401	Rangamati RWH	Barkal	31,600	3,889	8.1	30,565	3,365	9.1	50	2	25.0	3,287	368	8.9	100	13	7.7
402	Rangamati RWH	Belai Chhari	13,641	1,504	9.1	6,188	1,859	3.3	29	2	14.5	474	126	3.8	70	30	2.3
403	Rangamati RWH	Jurai Chhari	16,728	1,889	8.9	10,625	2,148	4.9	44	4	11.0	648	159	4.1	100	18	5.6
404	Rangamati RWH	Kaptai	10,200	4,761	2.1	4,350	2,211	2.0	15	3	5.0	1,521	322	4.7	120	20	6.0
405	Rangamati RWH	Kawkhali (betbunia)	13,820	2,528	5.5	7,300	2,266	3.2	83	8	10.4	1,219	395	3.1	90	33	2.7
406	Rangamati RWH	Langadu	6,906	4,992	1.4	6,183	3,635	1.7	118	12	9.8	2,074	417	5.0	110	27	4.1
407	Rangamati RWH	Naniarchar	23,772	4,510	5.3	9,305	3,993	2.3	50	4	12.5	908	254	3.6	90	13	6.9
408	Rangamati RWH	Rajasthali	9,996	1,087	9.2	4,560	1,419	3.2	59	3	19.7	222	70	3.2	75	13	5.8
409	Rangamati RWH	Rangamati Sadar	7,324	7,801	0.9	2,520	6,939	0.4	146	51	2.9	1,169	643	1.8	150	34	4.4
410	Rangpur RWH	Aditmari	235,300	12,105	19.4	452,853	15,803	28.7	255	99	2.6	7,289	3,112	2.3	100	82	1.2
411	Rangpur RWH	Badarganj	122,112	12,249	10.0	255,760	20,058	12.8	65	38	1.7	4,270	2,153	2.0	50	84	0.6
412	Rangpur RWH	Bhurungamari	147,093	13,090	11.2	615,617	13,180	46.7	98	40	2.5	4,688	2,628	1.8	300	45	6.7
413	Rangpur RWH	Chilmari	153,032	13,071	11.7	452,470	8,333	54.3	57	17	3.4	2,005	1,012	2.0	50	51	1.0
414	Rangpur RWH	Dimla	222,384	6,601	33.7	349,400	18,089	19.3	96	41	2.3	4,045	1,797	2.3	600	68	8.8
415	Rangpur RWH	Domar	131,208	6,867	19.1	330,767	12,994	25.5	15	9	1.7	4,141	2,077	2.0	5	83	0.1
416	Rangpur RWH	Fulchhari	28,868	6,612	4.4	67,000	6,045	11.1	69	22	3.1	3,265	1,723	1.9	200	56	3.6
417	Rangpur RWH	Gaibandha Sadar	36,186	17,097	2.1	58,470	23,586	2.5	82	21	3.9	7,149	3,887	1.8	350	173	2.0
418	Rangpur RWH	Gangachara	109,381	14,158	7.7	221,640	20,729	10.7	127	40	3.2	8,864	4,371	2.0	600	91	6.6
419	Rangpur RWH	Gobindaganj	512,316	15,726	32.6	88,995	24,025	3.7	58	11	5.3	5,135	1,939	2.6	100	62	1.6
420	Rangpur RWH	Hatibandha	210,856	8,464	24.9	291,450	9,793	29.8	83	33	2.5	4,477	2,065	2.2	100	78	1.3
421	Rangpur RWH	Jaldhaka	152,856	13,594	11.2	303,870	23,798	12.8	108	32	3.4	7,853	3,834	2.0	100	101	1.0
422	Rangpur RWH	Kaliganj	254,900	5,643	45.2	267,870	9,891	27.1	94	49	1.9	3,325	1,485	2.2	300	73	4.1
423	Rangpur RWH	Kaunia	90,800	10,508	8.6	743,640	9,151	81.3	61	17	3.6	5,953	2,606	2.3	300	72	4.2
424	Rangpur RWH	Kishoreganj	257,100	5,335	48.2	357,180	15,294	23.4	80	28	2.9	3,100	1,489	2.1	50	81	0.6
425	Rangpur RWH	Kurigam Sadar	25,988	12,140	2.1	57,655	9,708	5.9	94	36	2.6	6,061	2,607	2.3	100	44	2.3

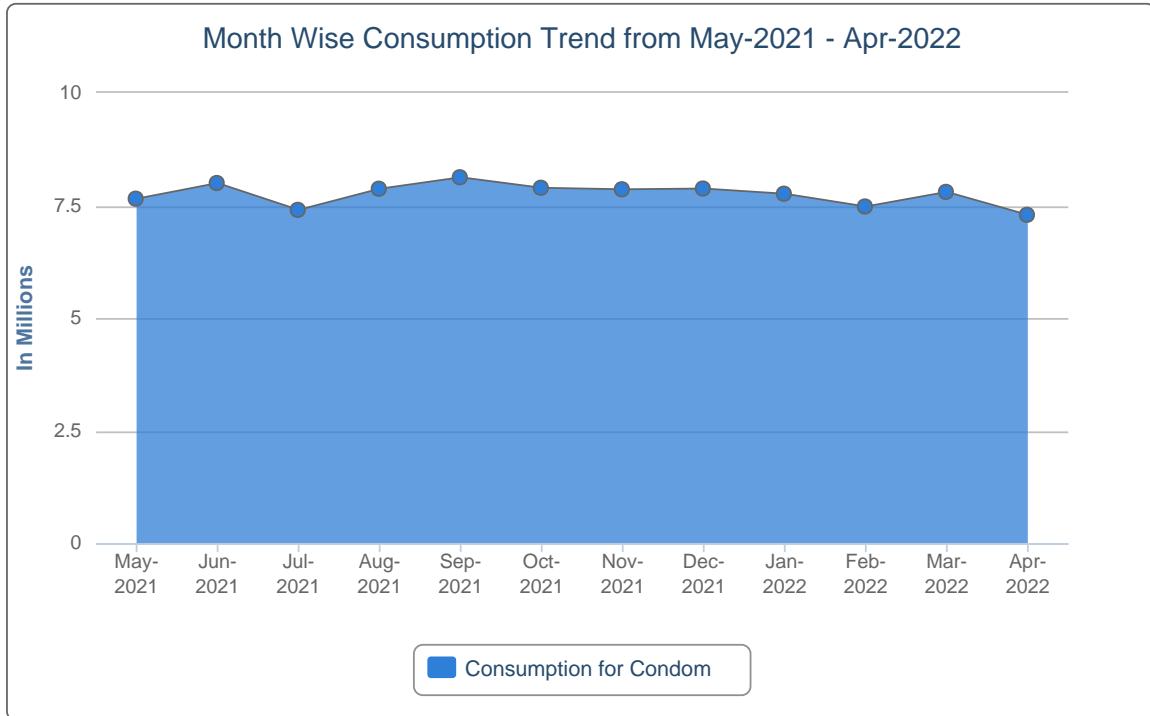
SL	Warehouse Name	Upazila Name	Condom			Shukhi			IUD			Injectables			Implant		
			CBL	AMD	MOS	CBL	AMD	MOS	CBL	AMD	MOS	CBL	AMD	MOS	CBL	AMD	MOS
426	Rangpur RWH	Lalmonirhat Sadar	19,028	9,253	2.1	51,160	14,145	3.6	63	20	3.2	6,754	3,266	2.1	0	88	0.0
427	Rangpur RWH	Mitha Pukur	113,100	15,630	7.2	589,020	21,905	26.9	37	4	9.3	5,394	2,438	2.2	50	46	1.1
428	Rangpur RWH	Nageshwari	124,500	13,169	9.5	492,000	29,999	16.4	96	31	3.1	8,114	4,235	1.9	10	74	0.1
429	Rangpur RWH	Nilphamari Sadar	22,572	10,139	2.2	57,260	26,483	2.2	128	63	2.0	5,908	3,082	1.9	50	80	0.6
430	Rangpur RWH	Palashbari	18,076	8,749	2.1	32,380	14,604	2.2	43	7	6.1	4,796	2,134	2.2	100	55	1.8
431	Rangpur RWH	Patgram	197,964	5,880	33.7	219,840	10,378	21.2	66	30	2.2	4,549	2,093	2.2	0	46	0.0
432	Rangpur RWH	Phulbari	251,300	5,821	43.2	192,210	12,160	15.8	170	78	2.2	5,399	2,710	2.0	400	45	8.9
433	Rangpur RWH	Pirgachha	24,300	9,583	2.5	87,760	12,380	7.1	185	56	3.3	6,200	2,499	2.5	350	88	4.0
434	Rangpur RWH	Pirganj	217,948	18,845	11.6	203,380	27,416	7.4	133	47	2.8	4,300	2,231	1.9	100	82	1.2
435	Rangpur RWH	Rajarhat	26,108	7,153	3.6	38,385	14,098	2.7	106	45	2.4	4,584	2,441	1.9	50	46	1.1
436	Rangpur RWH	Rangpur Sadar	52,500	27,092	1.9	60,000	23,838	2.5	122	47	2.6	7,298	3,131	2.3	0	191	0.0
437	Rangpur RWH	Sadullapur	56,064	12,145	4.6	215,200	17,890	12.0	135	49	2.8	5,681	2,794	2.0	200	77	2.6
438	Rangpur RWH	Saghata	26,100	13,203	2.0	43,250	18,180	2.4	59	17	3.5	3,633	1,609	2.3	300	55	5.5
439	Rangpur RWH	Saidpur	23,666	11,805	2.0	46,640	8,910	5.2	45	9	5.0	3,379	1,205	2.8	0	62	0.0
440	Rangpur RWH	Sundarganj	54,964	25,243	2.2	402,720	33,243	12.1	195	83	2.3	15,127	7,370	2.1	500	191	2.6
441	Rangpur RWH	Taraganj	234,840	8,963	26.2	551,215	8,837	62.4	25	7	3.6	2,648	1,188	2.2	500	249	2.0
442	Rangpur RWH	Ulipur	44,864	19,108	2.3	218,090	26,486	8.2	72	17	4.2	5,958	3,310	1.8	100	68	1.5
443	Sylhet RWH	Ajmiriganj	55,540	7,069	7.9	15,140	7,455	2.0	255	3	85.0	1,290	544	2.4	300	40	7.5
444	Sylhet RWH	Bahubal	52,032	6,246	8.3	16,485	5,265	3.1	202	6	33.7	1,275	445	2.9	150	25	6.0
445	Sylhet RWH	Balaganj	124,000	20,454	6.1	34,375	6,588	5.2	186	4	46.5	2,819	1,382	2.0	108	38	2.8
446	Sylhet RWH	Baniachong	91,662	8,625	10.6	37,185	12,748	2.9	140	21	6.7	1,778	690	2.6	250	47	5.3
447	Sylhet RWH	Barlekha	95,800	7,892	12.1	13,510	5,595	2.4	145	4	36.3	3,214	580	5.5	150	37	4.1
448	Sylhet RWH	Beani Bazar	63,362	12,228	5.2	20,275	4,202	4.8	188	5	37.6	2,925	555	5.3	105	80	1.3
449	Sylhet RWH	Bishwambarpur	70,100	6,958	10.1	13,230	7,425	1.8	90	10	9.0	2,052	991	2.1	114	29	3.9
450	Sylhet RWH	Bishwanath	65,800	9,846	6.7	21,170	4,256	5.0	215	11	19.5	1,310	496	2.6	120	40	3.0

SL	Warehouse Name	Upazila Name	Condom			Shukhi			IUD			Injectables			Implant		
			CBL	AMD	MOS	CBL	AMD	MOS	CBL	AMD	MOS	CBL	AMD	MOS	CBL	AMD	MOS
451	Sylhet RWH	Chhatak	116,100	13,452	8.6	21,850	9,396	2.3	58	41	1.4	2,319	665	3.5	100	103	1.0
452	Sylhet RWH	Chunarughat	94,395	8,993	10.5	29,307	11,028	2.7	160	3	53.3	3,303	1,035	3.2	100	39	2.6
453	Sylhet RWH	Companiganj	46,400	13,075	3.5	20,715	6,961	3.0	290	4	72.5	2,899	1,229	2.4	50	49	1.0
454	Sylhet RWH	Dakshin Sunamganj	65,100	9,273	7.0	21,980	6,372	3.4	261	10	26.1	2,264	699	3.2	150	62	2.4
455	Sylhet RWH	Dakshin Surma	103,900	35,547	2.9	25,705	8,093	3.2	261	5	52.2	3,945	1,069	3.7	200	24	8.3
456	Sylhet RWH	Derai	122,072	24,775	4.9	26,820	7,962	3.4	227	16	14.2	3,936	739	5.3	377	63	6.0
457	Sylhet RWH	Dowarabazar	95,704	10,585	9.0	13,435	10,428	1.3	270	3	90.0	2,642	792	3.3	101	70	1.4
458	Sylhet RWH	Fenchuganj	73,900	4,591	16.1	9,830	2,139	4.6	240	7	34.3	1,405	251	5.6	50	18	2.8
459	Sylhet RWH	Golapganj	38,762	18,091	2.1	30,275	5,055	6.0	261	8	32.6	2,301	593	3.9	50	45	1.1
460	Sylhet RWH	Gowainghat	38,200	17,755	2.2	20,295	10,915	1.9	204	11	18.5	6,125	3,136	2.0	55	68	0.8
461	Sylhet RWH	Habiganj Sadar	112,316	17,821	6.3	20,190	14,065	1.4	97	85	1.1	3,971	1,655	2.4	5	52	0.1
462	Sylhet RWH	Jagannathpur	71,084	11,908	6.0	2,470	6,500	0.4	213	11	19.4	944	402	2.3	360	81	4.4
463	Sylhet RWH	Jaintiapur	53,700	12,556	4.3	12,900	6,774	1.9	115	19	6.1	5,350	2,442	2.2	200	27	7.4
464	Sylhet RWH	Jamalganj	81,200	11,618	7.0	23,160	9,478	2.4	219	5	43.8	2,359	1,087	2.2	150	29	5.2
465	Sylhet RWH	Juri	86,100	6,693	12.9	6,690	4,721	1.4	189	21	9.0	1,440	365	3.9	50	96	0.5
466	Sylhet RWH	Kamalganj	110,900	11,441	9.7	14,290	8,244	1.7	150	24	6.3	2,135	822	2.6	200	80	2.5
467	Sylhet RWH	Kanaighat	51,948	26,510	2.0	9,745	11,869	0.8	243	7	34.7	5,372	2,875	1.9	200	25	8.0
468	Sylhet RWH	Kulaura	120,552	8,926	13.5	15,840	7,718	2.1	201	5	40.2	4,253	2,038	2.1	200	30	6.7
469	Sylhet RWH	Lakhai	66,247	5,669	11.7	10,960	5,597	2.0	218	9	24.2	1,168	437	2.7	195	73	2.7
470	Sylhet RWH	Madhabpur	82,400	9,628	8.6	13,218	12,291	1.1	194	3	64.7	2,951	773	3.8	105	41	2.6
471	Sylhet RWH	Maulvibazar Sadar	98,328	9,894	9.9	23,870	8,385	2.8	82	65	1.3	2,213	888	2.5	100	56	1.8
472	Sylhet RWH	Nabiganj	53,400	6,860	7.8	11,730	9,986	1.2	238	23	10.3	850	441	1.9	110	84	1.3
473	Sylhet RWH	Rajnagar	106,500	11,201	9.5	20,695	8,607	2.4	256	5	51.2	2,747	1,076	2.6	200	39	5.1
474	Sylhet RWH	Sreemangal	97,800	14,680	6.7	18,675	11,725	1.6	202	44	4.6	2,365	1,242	1.9	50	147	0.3
475	Sylhet RWH	Sulla	54,300	9,359	5.8	14,720	3,851	3.8	120	3	40.0	1,250	390	3.2	350	28	12.5

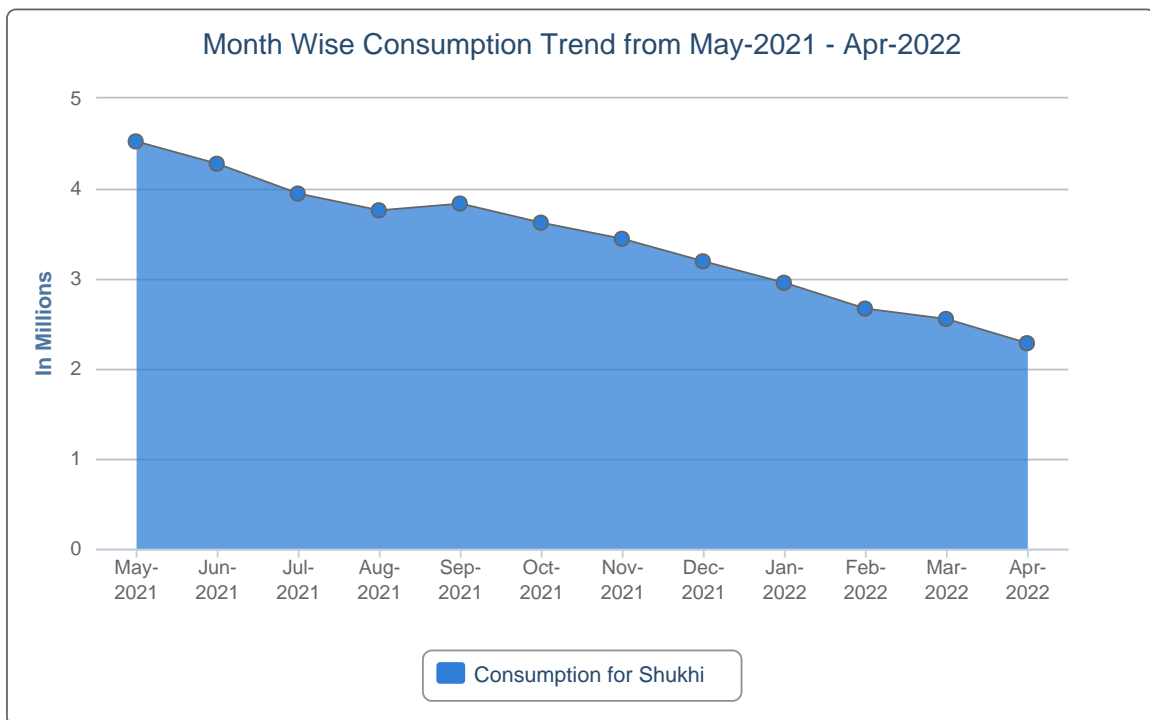
SL	Warehouse Name	Upazila Name	Condom			Shukhi			IUD			Injectables			Implant		
			CBL	AMD	MOS	CBL	AMD	MOS	CBL	AMD	MOS	CBL	AMD	MOS	CBL	AMD	MOS
476	Sylhet RWH	Sunamganj Sadar	97,540	9,870	9.9	28,710	7,072	4.1	139	30	4.6	3,199	1,004	3.2	150	77	1.9
477	Sylhet RWH	Sylhet Sadar	164,920	78,100	2.1	25,250	32,246	0.8	388	88	4.4	17,818	10,797	1.7	277	179	1.5
478	Sylhet RWH	Tahirpur	84,972	13,928	6.1	14,860	10,064	1.5	148	5	29.6	2,605	772	3.4	350	62	5.6
479	Sylhet RWH	Zakiganj	50,636	21,031	2.4	20,807	7,269	2.9	180	4	45.0	3,440	1,171	2.9	110	85	1.3
480	Tangail RWH	Basail	105,632	6,075	17.4	67,600	5,679	11.9	278	16	17.4	1,928	555	3.5	300	57	5.3
481	Tangail RWH	Bhuapur	30,900	18,823	1.6	29,544	11,648	2.5	148	12	12.3	3,979	1,370	2.9	300	74	4.1
482	Tangail RWH	Chauhali	36,780	13,675	2.7	26,940	6,976	3.9	329	10	32.9	3,130	1,250	2.5	101	42	2.4
483	Tangail RWH	Delduar	81,600	8,359	9.8	102,255	6,984	14.6	120	17	7.1	1,940	605	3.2	100	48	2.1
484	Tangail RWH	Ghatail	159,300	26,490	6.0	53,760	23,595	2.3	380	12	31.7	6,300	2,677	2.4	300	84	3.6
485	Tangail RWH	Gopalpur	40,304	13,457	3.0	107,150	9,250	11.6	123	14	8.8	3,766	1,121	3.4	300	56	5.4
486	Tangail RWH	Kalihati	208,400	20,945	9.9	24,440	24,799	1.0	228	41	5.6	11,752	4,058	2.9	200	49	4.1
487	Tangail RWH	Madhupur	174,900	16,583	10.5	2,205	19,793	0.1	206	20	10.3	10,907	2,150	5.1	600	59	10.2
488	Tangail RWH	Mirzapur	97,236	22,454	4.3	329,870	19,719	16.7	625	30	20.8	1,714	936	1.8	500	69	7.2
489	Tangail RWH	Nagarpur	71,748	23,709	3.0	31,089	20,568	1.5	125	33	3.8	5,551	1,075	5.2	0	137	0.0
490	Tangail RWH	Sakhipur	80,700	22,054	3.7	49,715	23,489	2.1	100	12	8.3	1,584	951	1.7	300	31	9.7
491	Tangail RWH	Tangail Sadar	81,600	49,275	1.7	58,610	21,385	2.7	272	36	7.6	6,062	3,273	1.9	150	154	1.0

7. Month-wise Consumption Trend

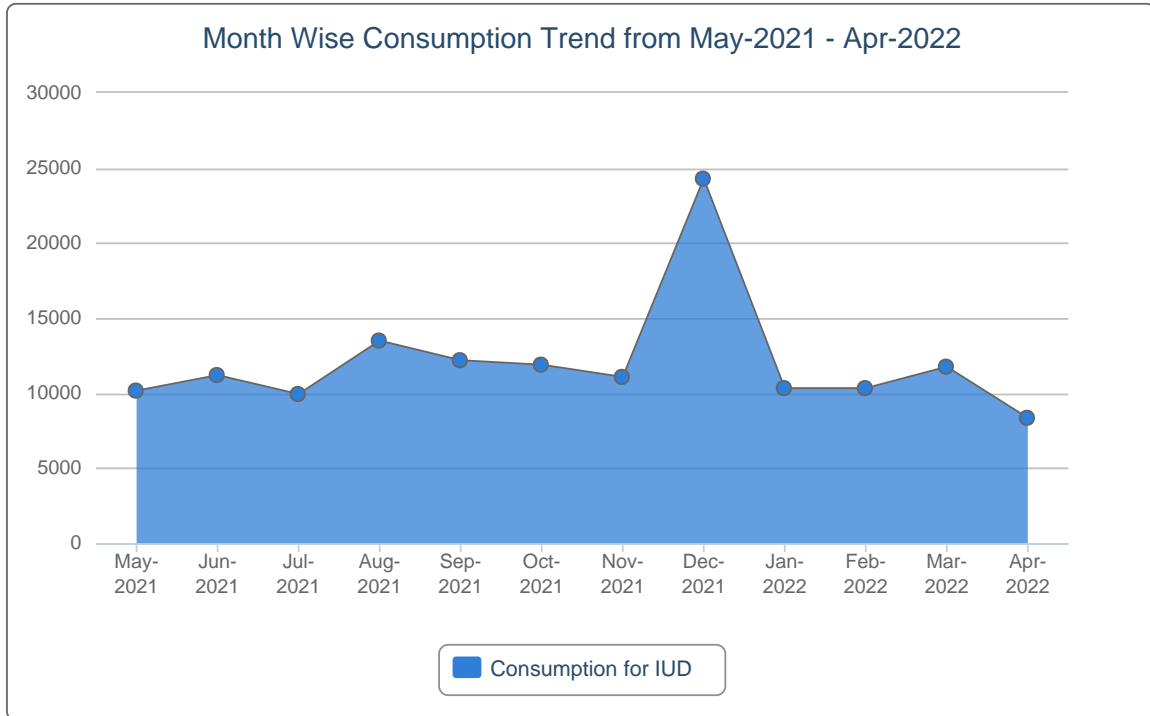
7(a).



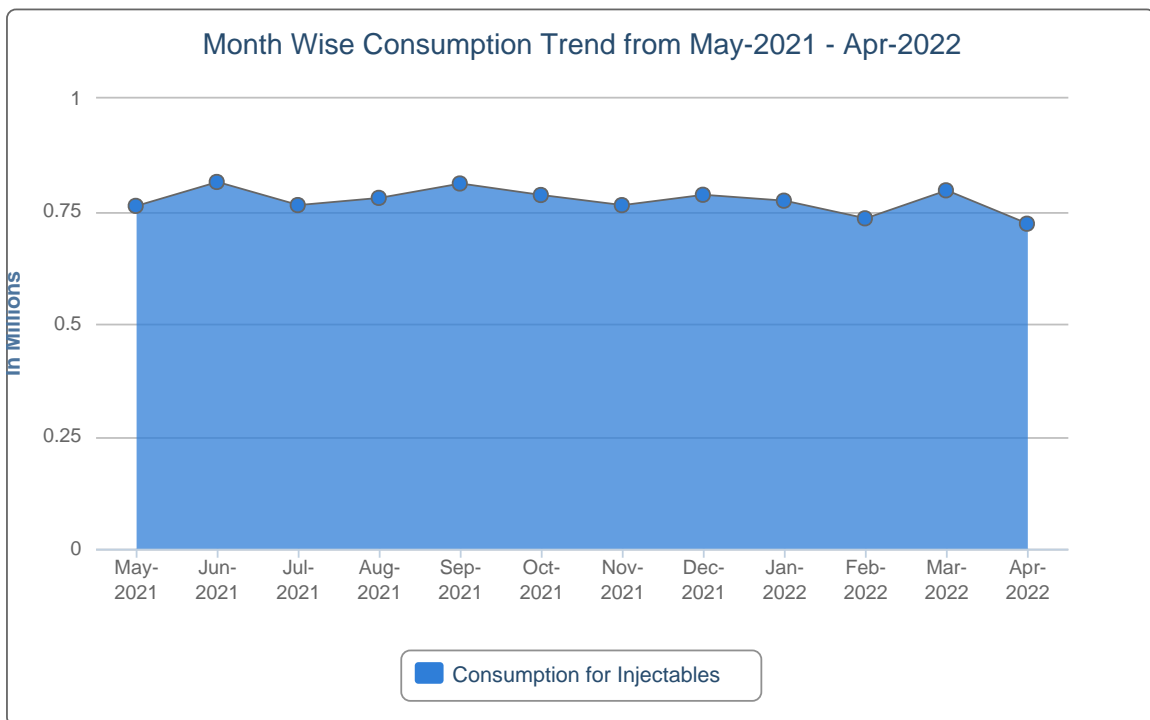
7(b).



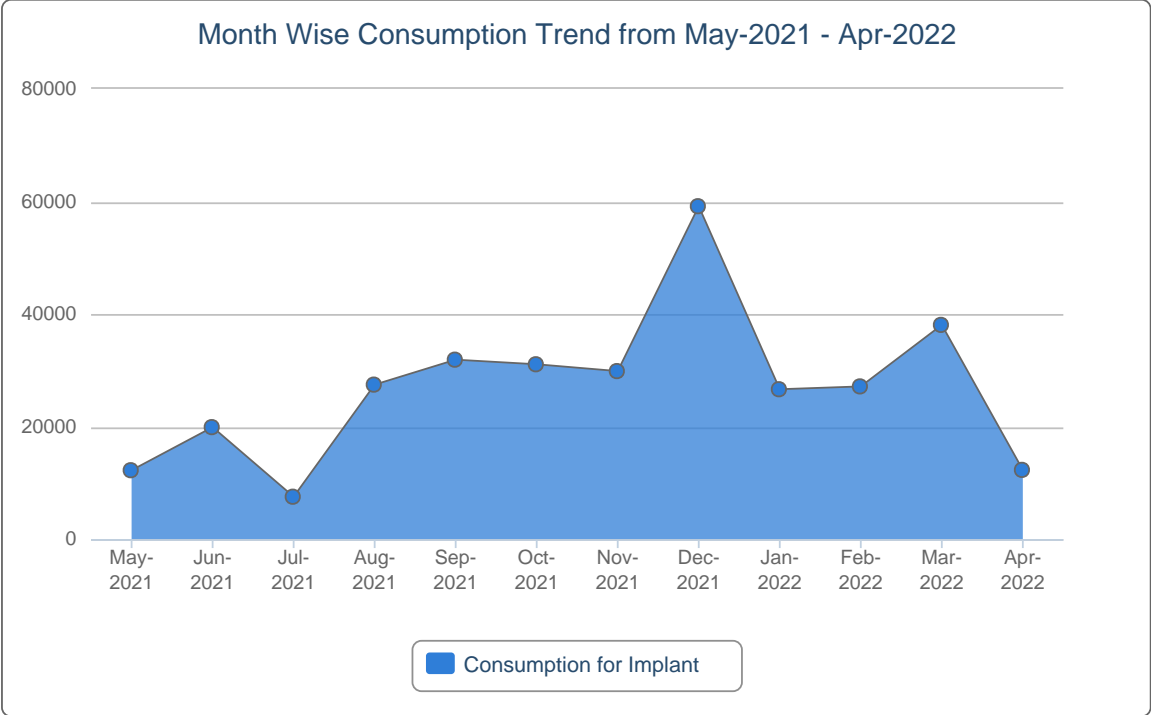
7(c).



7(d).



7(e).



8. Report on Upazila and Warehouse Having Stock Out in reported month

SL	Products Name	No of Stockout WH	% of Stockout WH	No of Stockout Upazila Store	% of Stockout Upazila Store	No of Stockout Upazila Field	% of Stockout Upazila Field
1	Condom	0	0%	0	0%	0	0%
2	Oral Pill (Total)	0	0%	0	0%	0	0%
3	IUD	0	0%	0	0%	0	0%
4	Injectables	0	0%	0	0%	0	0%
5	Implant (Total)	0	0%	-	-	0	0%

List of Stock Out Warehouses

SL	Commodity	Warehouse	Phone
<i>No StockOut in Warehouse</i>			

List of StockOut Upazilas

SL	Commodity	Warehouse	District	Upazila	Phone
<i>No Stockout in Upazila</i>					

“ছেলে হোক, মেয়ে হোক,
দু’টি সন্তানই যথেষ্ট”

Management Information System (MIS)
Directorate General of Family Planning (DGFP)
6, Kawran Bazar, Dhaka- 1215
Email: dirmis@dgfp.gov.bd, dirls@dgfp.gov.bd
www.dgfp.gov.bd, www.scmpbd.org

If you need more information, please visit at <https://www.scmpbd.org>